

VoteLab: A Modular and Adaptive Experimentation Platform for Online Collective Decision Making

Renato Kunz⁺, Fatemeh Banaie^{*}, Abhinav Sharma^{*}, Carina I. Hausladen⁺, Dirk Helbing⁺, Evangelos Pournaras^{*}

⁺*Computational Social Sciences, ETH Zurich, Zurich, Switzerland*

^{*}*School of Computing, University of Leeds, Leeds, UK*

renato-kunz@msn.com, f.banaieheravan@leeds.ac.uk, a.sharma1@leeds.ac.uk,
carinah@caltech.edu, dirk.helbing@gess.ethz.ch, e.pournaras@leeds.ac.uk

Abstract—Digital democracy and new forms for direct digital participation in policy making gain unprecedented momentum. This is particularly the case for preferential voting methods and decision-support systems designed to promote fairer, more inclusive and legitimate collective decision-making processes in citizens’ assemblies, participatory budgeting and elections. However, a systematic human experimentation with different voting methods is cumbersome and costly. This paper introduces VoteLab, an open-source and thoroughly-documented platform for modular and adaptive design of voting experiments. It supports to visually and interactively build reusable campaigns with a choice of different voting methods, while voters can easily respond to subscribed voting questions on a smartphone. A proof-of-concept with four voting methods and questions on COVID-19 in an online lab experiment have been used to study the consistency of voting outcomes. It demonstrates the capability of VoteLab to support rigorous experimentation of complex voting scenarios.

Index Terms—voting, experimentation, collective decision making, digital democracy, participation

I. INTRODUCTION

Digital democracy initiatives with direct citizens’ participation in decision and policy-making gain significant momentum across the world, for instance, citizens’ assemblies and participatory budgeting [1], [2]. The limitations of the current electoral systems as well as inaccurate or polarized voting outcomes of majority voting [3] create the need to test and experiment with alternative preferential voting methods [4]–[7]. This requires digital tools that are easy and trustworthy for voters to use in their everyday life, while the design of a campaign by researchers and policy-makers is simple, modular, and adaptive to different evaluation scenarios, offering flexibility to test a broad and extensible spectrum of voting methods. Although there are significant ongoing efforts in this direction [8]–[12], the existing voting and participation platforms have not yet all these features implemented.

To change this, our paper introduces VoteLab, an open-source platform for modular and adaptive experimentation with different voting methods on smartphones. VoteLab allows users to visually and interactively design a voting campaign without writing a single line of code. Designers can even preview the users’ voting experience in different smartphones before deployment. They can easily match voting questions to different voter groups, using assignments of tags/topics via a publish-subscribe system. VoteLab can collect useful meta-

information to understand and interpret voting behavior such as voting time duration, time of choice, change of choices and feedback on voting outcomes. This allows one to conduct studies with between- and within-subjects designs, including factorial designs with different voting questions, different voting methods and different (treatment) groups.

As a proof-of-concept for VoteLab, an online experiment, is conducted to study four voting methods [13] in four voting questions related to the COVID-19 pandemic, i.e. in a polarized voting context. It is known from axiomatic results in social choice theory that voting outcomes may differ considerably, depending on the input method used [14]. Accordingly, experimental insights are needed to understand better what are the factors that matter for voting outcomes, and which voting procedures are assessed by voters to be more favorable, trustworthy, and fair. Based on the collected data and experience with the experimental conduct, we conclude that VoteLab supports rigorous experimentation with complex collective decision making scenarios very well.

The main contributions of this paper are to provide and test (i) a modular and adaptive modeling architecture for flexible experimentation with different voting methods; (ii) an open-source platform of VoteLab that implements the modeling architecture with a Web dashboard and an Android app; (iii) a proof-of-concept case study on COVID-19 to assess the practicality of VoteLab to support rigorous experimentation of complex voting scenarios; (iv) a software artifact demonstrator [15] of the lab experiment implemented in VoteLab, which is running on a virtual machine for reproducibility, assessment and engagement of the broader research community; (v) a comprehensive documentation of VoteLab for end-users and developers as well as a guide for the software artifact demonstrator [15].

The rest of the paper is outlined as follows: Section II compares VoteLab with related work. Section III introduces the VoteLab architecture. Section IV outlines the implemented components of VoteLab. Section V illustrates the proof-of-concept of the software artifact. Section VI concludes this paper and outlines future work.

II. COMPARISON WITH RELATED WORK

Several recent efforts focus on the implementation of participatory decision-making processes using digital voting

TABLE I: Comparison of some popular digital participatory platforms for collective decision making.

Criteria	SPB [8]	Consul [10]	Decidim [9]	MVS [16]	M-Vote [17]	DApps [18]	Smart Agora [11], [12]	VoteLab
Modular architecture	×	✓	×	×	×	×	✓	✓
Adaptation	✓	×	×	×	×	×	✓	✓
Simplicity	✓	×	×	×	✓	✓	✓	✓
Metadata collection	✓	✓	×	×	×	×	✓	✓
User feedback	×	✓	✓	×	×	×	✓	✓
Thoroughly documented	×	×	×	×	×	×	✓	✓
Number of voting methods	5	2	1	1	1	1	surveys	7
Native app	×	×	×	Android	mobile device	mobile device	Android	Android
Verification method	<i>Code & SMS</i>	<i>Census info & SMS</i>	<i>Code & SMS</i>	<i>SMS</i>	<i>Fingerprint</i>	<i>Phone number</i>	<i>Code</i>	<i>Email</i>

platforms. For instance, Consul [10] is such an open-source platform, developed by the Madrid city council for engaging the public in decision-making processes such as making proposals or allocating public budget. Similarly, Decidim [9] is an open-source digital platform for citizen participation. These platforms make it possible for everyone to democratically organize campaigns for proposals, public meetings, decision-making discussions and also vote on the selected proposals. Stanford Participatory Budgeting (SPB) [8] is mainly used for budgeting problems rather than collaborative legislation and proposal submissions.

While these Web apps provide cross-platform compatibility and are easily accessible through Web browsers, their performance is not comparable to the ones of native apps [19]. Moreover, these platforms only support a limited number of voting methods and they do not have significant built-in functionality for the collection of meta-data for the explanation and interpretation of the voting behavior.

Mobile Voting System (MVS) [16] is an open-source Android application developed for voting. The registration and casting of votes is based on SMS messages. M-Vote [17] is another mobile voting system that focuses on the robustness against attacks, utilizing fingerprint identification for enhanced security and authentication. DApps [18] is also a digital voting system focusing on integrity, where the identification is done based on voters' mobile phone numbers. Smart Agora [11], [12] is a crowd-sensing ubiquitous platform for outdoor living-lab experiments. It is designed for geo-located decision-making at points of interest, while providing capabilities for passive mobile sensor data collection. Complex crowd-sensing tasks are designed visually and interactively without the need to write code. Smart Agora has also been studied in the context of verifying conditions for more informed decision-making on the blockchain. It is applied to Smart City domains such as cycling risk assessment [12].

There are several limitations in current digital decision-making approaches. The design of these platforms is complex with limited modularity (*i.e., modular architecture*). It often requires technical or programming skills to obtain high-quality comprehensive data (*i.e., simplicity, metadata collection*), using different implementation options (*i.e., native app*). So far, there is a lack of flexible platforms for voting experimentation, as existing tools are typically limited to specific experimental and voting scenarios (*i.e., numbers of voting methods, verification method*). Meta-data about the voting

choices such as recording the choice duration and evaluations of the voting results are often necessary to understand in-depth voting behavior (*i.e. user feedback*). Moreover, platforms provide a varying flexibility in customizing and reusing voting questions and settings (*i.e. adaptation*). Open-source digital voting platforms tend to be complex and inadequately documented (*i.e., thoroughly documented*). Table I provides a summary of our comparison of some prominent platforms.

III. SYSTEM ARCHITECTURE

The system architecture of VoteLab is designed to create an adaptive system that facilitates the seamless integration of new voting mechanisms. The section summarizes the key system functionality of the platform.

A. Comparison of Voting Methods

VoteLab provides an extensible testbed environment, enabling rigorous experiments to compare and evaluate different voting mechanisms and their influence on collective choices. For example, organizations and communities can utilize this platform to assess the performance of various voting methods, such as majority voting, approval voting, score voting or quadratic voting (currently 7 supported). By combining the collection of voting data and meta-data about the choices, VoteLab supports researchers and policy makers to study evidence-based decision-making and design fairer, more expressive and inclusive voting systems.

B. Simplified Voting Experience

In VoteLab, voters can effortlessly create digital voting and data collection processes, using an intuitive visual interface. No coding is required, as the platform empowers users to visually design and implement complex workflows running on smartphones. For example, a community organization can use the platform to design a visually appealing ballot with clear instructions and options for voters. This user-friendly approach simplifies the process and enables a broad range of users to leverage digital voting and complete data collection without the need for programming expertise.

C. Tag Assignment System

Voters can automatically access the voting questions and campaigns via a tag assignment system, representing categories of interest. This system is implemented as a publish-subscribe mechanism, which effectively determines the permissions and privileges of individuals, clearly specifying who

can perform which actions. For instance, it allows precise control over which city district can access specific voting questions. In this way, voting designers can create tailored campaigns for specific groups and communities.

D. Multiple Voting Campaigns for Field Tests

The platform empowers researchers to create multiple reusable voting campaigns that involve repeated measurements and group comparisons (between and within subjects experimental designs). Researchers and practitioners can easily design, setup and run voting processes managed via a user-friendly graphical user interface.

E. Behavioral Analysis and Decision-Making Insights

VoteLab supports a comprehensive analysis of various criteria, including statistics and collective patterns of anonymous voter behaviors, recording initial choices made, their timing, changed decisions as well as the duration of decision-making processes. By collecting such metadata throughout the voting process, new insights can be gained to better understand, effectively design, and improve voting procedures.

F. Customizable and Seamless Feedback System

The platform incorporates a built-in feedback system that allows for gathering opinions, ratings, or responses from users regarding the voting outcomes and experiences. This feedback can be used to assess the legitimacy and satisfaction of the voters with the voting outcomes and the processes involved.

G. Ubiquitous Online Voting

Via VoteLab, voters can engage in the voting process using the personal devices they are already familiar with, without the need for specialized or dedicated voting hardware. This functionality expands the reach of voting campaigns and enhances participation by eliminating barriers associated with physical polling locations or specialized voting devices. It promotes flexibility and convenience, enabling voters to cast their votes online anytime and from anywhere with Internet access.

In summary, VoteLab provides a testbed for comparing voting mechanisms and gathering augmented voting data for research and policy-making purposes. The user-friendly interface promotes engagement and empowers users to design complex processes without coding skills. This promotes an inclusive voting experience, facilitating complex field tests, crowd sensing, and participatory decision-making.

IV. KEY SYSTEM COMPONENTS

The *modular architecture* of VoteLab prioritizes the separation of system components and leverages API calls for the communication interface, enabling seamless integration, replacement, or addition of code components. This design approach ensures flexibility, adaptability, and scalability, allowing for the inclusion of new code segments, such as an iOS application, or the integration of additional voting methods without disrupting the existing framework architecture.

VoteLab is implemented using the Android Studio platform, utilizing Java, and Microsoft .NET for the Web application. Figure 1 depicts the architecture of the platform, which consists of three interactive parts: (i) an Android application enabling voters to actively participate in elections, (ii) a database server responsible for the storage and management of the collected data, (iii) a dedicated Web dashboard supporting the voting design with an intuitive and user-friendly interface. In the rest of this section, we illustrate a detailed description of each component, emphasizing its distinct functionalities and features.

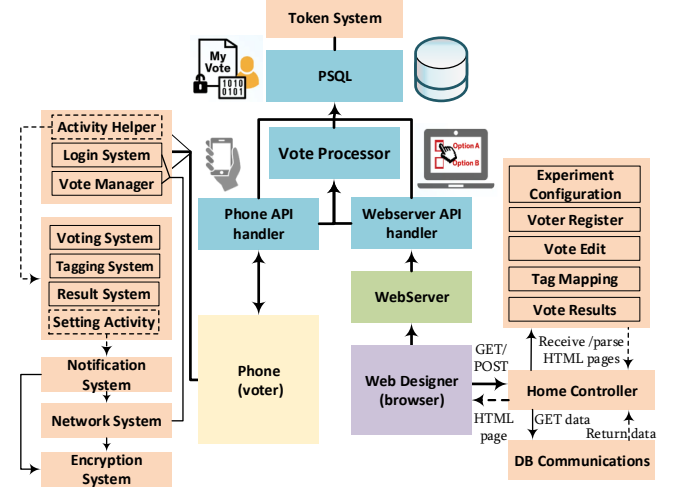


Fig. 1: Architecture of VoteLab.

1) *Database Server and its Components*: The central component of the system is the *database server*, serving as the hub for all communication and interactions. It plays a key role in handling changes, updates, and aggregations related to votes within the platform, i.e., the process of summing up individual votes to determine the overall voting outcome. The database server comprises three essential components: (i) a PostgreSQL database, (ii) API handlers for the phone application and Web server, and (iii) a vote processor responsible for processing the votes.

API handlers manage and translate external requests into PostgreSQL queries, ensuring effective communication with the database. Contributions to votes are processed by the vote processor, which generates the corresponding voting results. The processor regularly monitors the server for the closing date of voting, automatically calculates results, and stores them in the database upon completion of the voting period.

Furthermore, if there is a need for calculating voting results other than the specified closing date, the API handlers can request the calculation of results by establishing an open connection to the processor. This flexibility allows for on-demand result generation beyond the predefined closing date.

2) *Voting Management Dashboard*: The *Web server component* encompasses the data and API calls within an intuitive Web interface, which can be used to design and deploy voting campaigns, as well as assign tags to voting questions, see Figure 2(a). Tag assignment involves associating specific

tags or categories with voting experiments, allowing for easy categorization and organization of voting campaigns based on different criteria or themes. This enables efficient filtering and analysis of voting results using the assigned tags.

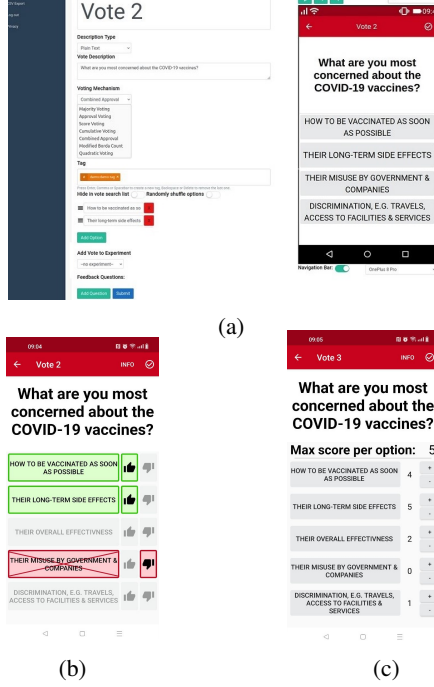


Fig. 2: VoteLab user interface: Panel (a) shows the voting management dashboard. Panels (b) and (c) show two example pools to be answered by the app user via two different voting methods: combined approval voting and score voting.

3) *Voter Interface*: The VoteLab Android application provides an intuitive interface for voters to actively participate in voting and experiments, see Figure 2, panels (b) and (c). Using the smartphone app, voters can access information about ongoing voting campaigns and experiments, view relevant details, and submit their responses. The platform uses the tag assignment system to match voters with voting questions. For example, if a voting campaign is related to a specific demographic or geographical region, voters assigned to the corresponding tags receive notifications and updates relevant to their specific group. This ensures that voters can receive tailored information and get opportunities to engage in voting processes that are more relevant to them. It also allows designers to easily create special group treatments to study voting behavior, presumably within the scope of proper ethics approvals.

A. VoteLab Workflow

Figure 3 illustrates the lifecycle of a voting experiment, starting from the design of the ballot to the deployment of the campaign and the calculation of the voting results. (1) The process begins with the ballot designers creating an account on the Web dashboard and (2) subsequently logging in, to create and run voting campaigns. (3) Through an intuitive

interface, the designers can effortlessly create and customize voting experiments. (4) Voters, on the other hand, can easily access the created voting campaign, express their preferences, and (5) view the results, once the voting period concludes. Furthermore, voters can provide valuable feedback on the voting results. The dashboard allows users to assign tags and reuse voting processes, enabling the deployment of multiple voting campaigns at different points in time with different or the same voting participants. This feature simplifies the experimentation with more complex voting scenarios (e.g. when there are several waves of a panel study).

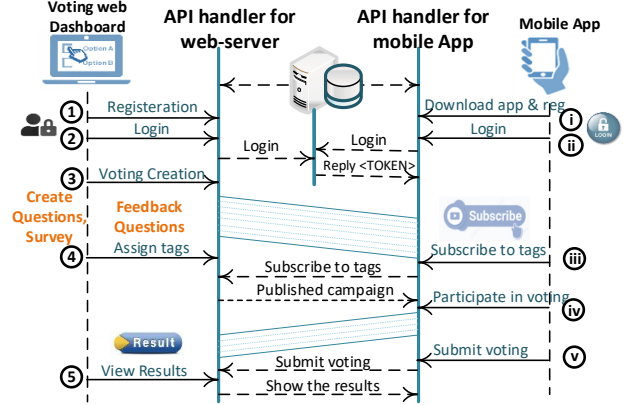


Fig. 3: Life cycle of the voting platform.

Voters have the option to (i) download the Android app and (ii) log in, using valid credentials. (iii) Once logged in, they can actively participate in voting, namely by selecting the relevant voting tags they wish to contribute. (iv) By subscribing to specific tags or categories of interest, voters are granted access to the corresponding voting questions. The tagging system allows voters to easily engage with projects that align with their interests. The privacy of votes and anonymity of voters is preserved in this process.

V. COVID-19 ONLINE EXPERIMENTS

To assess the modularity and adaptation capabilities of VoteLab, a proof-of-concept lab study is illustrated, based on an online experiment with human subjects. The experimental design involves a level complexity that is hard to manage with existing platforms: (i) four voting methods, (ii) four voting campaigns, (iii) two experimental conditions, (iv) a within-subjects design with repeated measurements, and (v) the collection of meta-data. The scope of the study performed in 2021 is related to COVID-19 and, in particular, an attempt to better understand how different preference elicitation methods influence the voting outcomes in a polarized voting atmosphere. The in-depth analysis of the collected data is not subject of this paper and performed elsewhere [13]. Nevertheless, we outline here some key findings of our proof-of-concept study using VoteLab.

The online experiment was preregistered [20] and received approval by the ETH ethics commission. It involved 120

participants, who voted on different questions via different voting methods offered by VoteLab.

The questions to be voted upon were the following: **(1)** *What are you most concerned about the COVID-19 vaccines?* [vaccine] (o_1) How to be vaccinated as soon as possible. (o_2) Their long-term side-effects. (o_3) Their overall effectiveness. (o_4) Their misuse by governments & companies. (o_5) Discrimination, e.g. travels, access to facilities & services. **(2)** *Among COVID-19 patients, which criterion should grant one access to an intensive care unit?* [icu] (o_1) Being the youngest. (o_2) Being the oldest. (o_3) No denial of vaccination. (o_4) No violation of lockdown rules. (o_5) No health self-damage, e.g. smoking, drugs, alcohol. **(3)** *Which is the most effective protection measure against a COVID-19 infection?* [protection] (o_1) Wearing a mask. (o_2) Physical distancing. (o_3) Vaccination. (o_4) Regular hand washing. (o_5) Maintaining a healthy lifestyle. **(4)** *Which is the most significant problem that the lockdown has caused?* [lockdown] (o_1) Economic recession & unemployment. (o_2) Government control & suppression of freedom. (o_3) Social segregation & increased inequality. (o_4) Mental distress. (o_5) Reduced physical health condition.

Each participant answered each question with four different voting/input methods, which varied in terms of the degree of freedom and detail to express personal preferences: (i) *majority voting* ($mv = \{0, 1\}$), (ii) *combined approval voting* ($cav = \{0, 0.5, 1\}$), (iii) *score voting* ($sv = \{0, 0.2, 0.4, 0.6, 0.8, 1\}$), and (iv) *modified Borda count* ($mbc = \{0, 0.2, 0.4, 0.6, 0.8, 1\}$, if all options are selected, otherwise adjusted accordingly). Each input method scores the options in a different way. The scores refer to the numerical values assigned to a choice and represent the degree of preference.

Majority voting is the least flexible voting method. Via combined approval voting, participants can express their disapproval or support of a particular option. Score voting allows even more fine-grained expression of preferences, as the participants can assign a score to each option. The modified Borda count additionally encourages participants to make compromises: the more options a participant selects, the higher the score assigned to each option.

Table II illustrates the aggregate scores of each option for each question and voting method. Figure 4 illustrates the consistency of voting outcomes for each of the 1st, 2nd, ..., 5th ranked option, derived from Table II. For instance, a consistency of 1.0 for the 1st ranked option means that all voting methods determine the same option as being ranked 1st. A consistency of 0.5 for the 2nd ranked option means 2 of 4 voting/input methods determine the same option as 2nd ranked. The results reveal the following: (i) Voting methods seem to show higher consistency with regard to disagreements rather than agreements. (ii) For the 1st ranked option, the highest consistency is observed for the *protection* question. (iii) The *vaccine* question has the lowest mean consistency among all five ranked options. The highest mean consistency is found for the *protection* question. Such consistency may be considered to be a measure of robustness of the voting outcome with regard to the variation of the voting/input method.

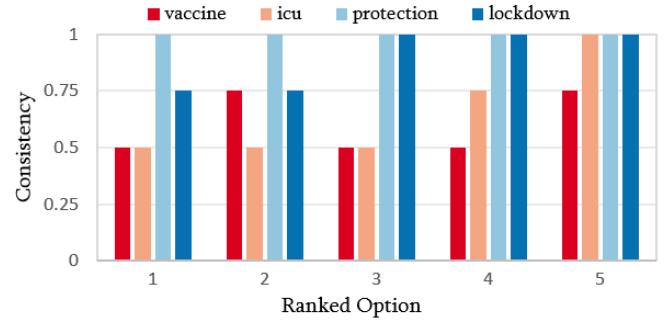


Fig. 4: Consistency of voting outcomes for each ranked option. For several questions, different input methods deliver different voting outcomes, but the consistency was 50% or greater. Note that the aggregation method (the way votes are summarized to determine the outcome) is also a significant part of the voting method that can be varied and may influence the outcome as well [14], [21].

Inconsistency may reflect potential disagreements of the voters with the voting outcomes, i.e. results that are more likely to be disputed. Accordingly, for highly polarizing questions, voting methods are expected to be less consistent. While choosing a simple, time-efficient method appears to be well suited for non-polarizing questions, for polarizing questions one should use a more sophisticated voting method, which allow voters to express their preferences in a more differentiated way [13].

TABLE II: Percentages of voters who ranked a specific option as their first choice. Columns represent four questions, to be voted on by the participants with the following four different voting/input methods (rows): Majority Voting (mv), Combined Approval Voting (cav), Score Voting (sv), Modified Borda Count (mbc). Within each question, the voters were able to choose from 5 different options (o_1, \dots, o_5). The option that was ranked first by the majority of voters is presented in **bold**.

Voting Methods		Questions			
		vaccine	icu	protection	lockdown
mv	o_1	14.7%	26.4%	4.1%	31.1%
	o_2	31.8%	16.5%	15.8%	2.4%
	o_3	11.6%	7.9%	3.9%	25.4%
	o_4	18.6%	22.7%	62.9%	36.6%
	o_5	23.3%	26.5%	13.3%	3.8%
cav	o_1	11.2%	21.8%	20.4%	22.6%
	o_2	18.6%	22.3%	21.7%	13.5%
	o_3	19.8%	14.8%	14.9%	21.2%
	o_4	25.2%	20.2%	22.4%	23.5%
	o_5	25.1%	20.8%	20.6%	19.2%
sv	o_1	15.2%	22.9%	19.9%	24.5%
	o_2	19.3%	21.4%	21.4%	11.3%
	o_3	17.9%	14.3%	13.2%	20.8%
	o_4	24.9%	19.8%	25.1%	25.1%
	o_5	22.7%	21.6%	20.4%	18.3%
mbc	o_1	16.6%	22.4%	17.2%	25.3%
	o_2	19.6%	21.7%	22.6%	13.2%
	o_3	19.1%	15.4%	11.8%	21.3%
	o_4	22.2%	19.9%	27.6%	24.6%
	o_5	22.5%	20.6%	20.8%	15.6%

The additional information VoteLab is able to collect (e.g.

on decision times) can be used to quantify the user's experience of the voting process. For instance, the time that a voter took to decide can be used as a proxy for choice complexity; changes in choices can indicate a weak preference.

VI. CONCLUSIONS AND FUTURE WORK

This paper shows that VoteLab is a versatile open-source tool for adaptive experimentation with different voting and collective decision-making processes. Our results were obtained via a within-subjects design study on COVID-19 that involves four voting methods and questions as well as a collection of meta-data helping to explain and interpret the choices of voters. While there are other established tools for digital participation, VoteLab provides more voting methods to experiment with and a familiar, smartphone-based experience for users.

However, VoteLab also has some limitations and offers opportunities for future work. The development of an iOS app and the option to vote directly from a browser is currently ongoing work. The same applies to experiments with different aggregation methods and applications to participatory budgeting. Other interesting study scenarios include policy-making for Smart Cities and sustainability applications, for instance, crowd-sensing of air/water quality [22], [23]. The integration of VoteLab with Smart Agora [11], [12] will further provide new opportunities for online ubiquitous geo-located voting. Issues of mis- or disinformation and deception potentially influencing voting outcomes should also be addressed in the future. Another ambition of VoteLab is to include secure (blockchain-based) incentive and reward mechanisms [24].

ACKNOWLEDGMENTS AND AUTHOR CONTRIBUTIONS

We acknowledge partial support by a UKRI Future Leaders Fellowship (MR/W009560/1): 'Digitally Assisted Collective Governance of Smart City Commons-ARTIO' and by the SNF NRP77 'Digital Transformation' project "Digital Democracy: Innovations in Decision-making Processes", #407740_187249, as well as the European Union, namely by the project "CoCi: Co-Evolving City Life", which received funding from the European Research Council (ERC) under the European Union's Horizon 2020 research and innovation programme under grant agreement No. 833168 and the project "H2OforAll—Innovative Integrated Tools and Technologies to Protect and Treat Drinking Water from Disinfection Byproducts (DBPs)" under the Grant Agreement GA101081953. Views and opinions expressed are, however, those of the author(s) only and do not necessarily reflect those of the European Union. Neither the European Union nor the granting authority can be held responsible for them. Last but not least, funding for the work carried out by UK beneficiaries has been provided by UK Research and Innovation (UKRI) under the UK government's Horizon Europe funding guarantee [grant number 10043071].

RK: Investigation, Methodology, Software. **FBH:** Preparation of original draft, Writing, Formal analysis, Visualization, Data Curation, Software. **AS:** Data Curation, Software.

CIH: Writing, Review & Editing, Investigation. **DH:** Writing, Review & Editing, Supervision, Funding acquisition. **EP:** Conceptualization, Methodology, Writing, Review & Editing, Supervision, Project administration, Funding acquisition.

REFERENCES

- [1] T. S. Wellings, S. Majumdar, R. Haenggli Fricker, and E. Pournaras, "Improving city life via legitimate and participatory policy-making: A data-driven approach in Switzerland," in *Proceedings of the 24th Annual International Conference on Digital Government Research*, DGO '23, (New York, NY, USA), p. 23–35, Association for Computing Machinery, 2023.
- [2] D. Helbing, S. Mahajan, R. H. Fricker, A. Musso, C. I. Hausladen, C. Carissimo, D. Carpentras, E. Stockinger, J. A. Sanchez-Vaquerizo, J. C. Yang, *et al.*, "Democracy by design: Perspectives for digitally assisted, participatory upgrades of society," *Journal of Computational Science*, vol. 71, p. 102061, 2023.
- [3] P. Emerson, *Majority voting as a catalyst of populism*. Springer, 2020.
- [4] B. Reilly, "The global spread of preferential voting: Australian institutional imperialism?," *Australian Journal of Political Science*, vol. 39, pp. 253–266, 2004.
- [5] E. A. Posner and E. G. Weyl, "Quadratic voting as efficient corporate governance," *The University of Chicago Law Review*, vol. 81, no. 1, pp. 251–272, 2014.
- [6] G. Benadè, S. Nath, A. D. Procaccia, and N. Shah, "Preference elicitation for participatory budgeting," *Management Science*, vol. 67, pp. 2813–2827, 2020.
- [7] M. Battaglini, R. Morton, and R. Thomas, "Efficiency, equity, and timing of voting mechanisms," *American Political Science Review*, vol. 67, pp. 409–424, 2007.
- [8] "Stanford Participatory Budgeting." <https://pbstanford.org/>.
- [9] "Decidim." <https://decidim.org/>.
- [10] "Consul." <https://consulproject.org/>.
- [11] E. Pournaras, A. N. Ghulam, R. Kunz, and R. Hänggli, "Crowd sensing and living lab outdoor experimentation made easy," *IEEE Pervasive Computing*, pp. 18–27, 2022.
- [12] E. Pournaras, "Proof of witness presence: Blockchain consensus for augmented democracy in smart cities," *Journal of Parallel and Distributed Computing*, vol. 145, pp. 160–175, 2020.
- [13] C. I. Hausladen, R. Hänggli, D. Helbing, R. Kunz, J. Wang, and E. Pournaras, "On the legitimacy of voting methods," *Available at SSRN 4372245*, 2023.
- [14] K. J. Arrow, *Social choice and individual values*, vol. 12. Yale university press, 2012.
- [15] "VoteLab." <https://doi.org/10.5281/zenodo.8147690>.
- [16] X. Ignatius Selvarani, M. Shruthi, R. Geethanjali, R. Syamala, and S. Pavithra, "Secure voting system through sms and using smart phone application," in *Algorithms, Methodology, Models and Applications in Emerging Technologies (ICAMMAET)*, IEEE, 2017.
- [17] M. Kumar1, T. Kumar1, M. Hanumanthappa2, and D. E. Geetha1, "Secure mobile based voting system," *Emerging Technologies in E-Government*, pp. 324–330, 2008.
- [18] D. Khoury, E. F. Kfoury, A. Kassem, and H. Harb, "Decentralized voting platform based on ethereum blockchain," in *Multidisciplinary Conference on Engineering Technology (IMCET)*, IEEE, 2018.
- [19] A. Charland and B. Leroux, "Mobile application development: web vs. native," *Communications of the ACM*, vol. 54, pp. 49–53, 2011.
- [20] C. I. Hausladen, R. Hänggli, D. Helbing, R. Kunz, J. Wang, and E. Pournaras, "The Impact of Consensus-Oriented Legitimacy Ratings," <https://doi.org/10.1257/rct.7871-1.0>, 2021.
- [21] J. G. Benade, K. Gal, and R. Fairstein, "Participatory budgeting design for the real world," in *AAAI Conference on Artificial Intelligence*, 2023.
- [22] D. Griego, V. Buff, E. Hayoz, I. Moise, and E. Pournaras, "Sensing and mining urban qualities in smart cities," in *2017 IEEE 31st International Conference on Advanced Information Networking and Applications (AINA)*, pp. 1004–1011, IEEE, 2017.
- [23] S. Mahajan, "Design and development of an open-source framework for citizen-centric environmental monitoring and data analysis," *Scientific Reports*, vol. 12, no. 1, p. 14416, 2022.
- [24] M. M. Dapp, D. Helbing, and S. Klauser, *Finance 4.0-Towards a Socio-Ecological Finance System: A Participatory Framework to Promote Sustainability*. Springer Nature, 2021.