

Risk-optimized Outlier Removal for Robust Point Cloud Classification

Xinke Li

National University of Singapore

xinke.li@u.nus.edu

Junchi Lu

Nanyang Technological University

LUJU0008@e.ntu.edu.sg

Abstract

The popularity of point cloud deep models for safety-critical purposes has increased, but the reliability and security of these models can be compromised by intentional or naturally occurring point cloud noise. To combat this issue, we present a novel point cloud outlier removal method called PointCVaR, which empowers standard-trained models to eliminate additional outliers and restore the data. Our approach begins by conducting attribution analysis to determine the influence of each point on the model output, which we refer to as point risk. We then optimize the process of filtering high-risk points using Conditional Value at Risk (CVaR) as the objective. The rationale for this approach is based on the observation that noise points in point clouds tend to cluster in the tail of the risk distribution, with a low frequency but a high level of risk, resulting in significant interference with classification results. Despite requiring no additional training effort, our method produces exceptional results in various removal-and-classification experiments for noisy point clouds, which are corrupted by random noise, adversarial noise, and backdoor trigger noise. Impressively, it achieves 87% accuracy in defense against the backdoor attack by removing triggers. Overall, the proposed PointCVaR effectively eliminates noise points and enhances point cloud classification, making it a promising plug-in module for various models in different scenarios.

1. Introduction

The accessibility of 3D sensing technology has led to the popularity of deep learning on 3D point clouds in various industrial applications, including safety-critical ones like autonomous driving [5]. However, concerns over the safety of 3D deep learning have been substantiated by recent studies that have demonstrated the negative impact of natural and artificial outliers on point cloud deep model performance [44, 24, 33]. Consequently, the deployment of 3D deep visual systems in industry is now overshadowed.

Indeed, it is proposed that even some common types of

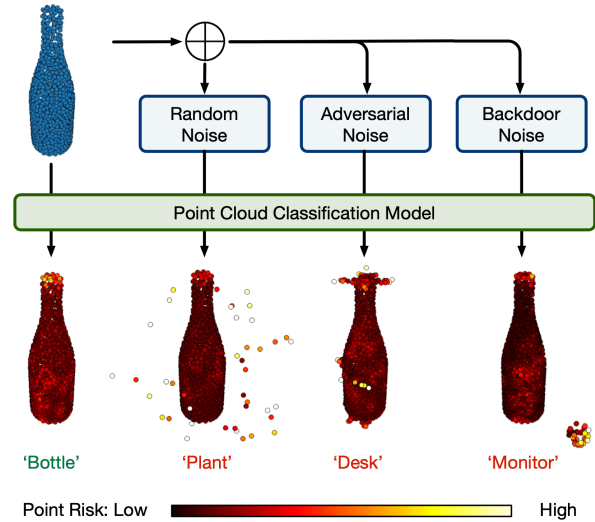


Figure 1: Visualizing point risks for a clean sample and three samples with distinct types of noise. The point risk refers to the point-wise influence on the model output. It shows that the noise points often pose high risks.

point cloud outliers could degrade the performance of deep models obviously. For instance, background points resulting from inaccurate sensors or incomplete processing can severely disrupt the predictions of point cloud classifiers, as revealed by [24, 38]. Moreover, some artificial modifications to the points can be disguised as noise and intentionally manipulate the output of classifiers. On one hand, delicately designed adversarial outliers has been shown to significantly decrease the classification accuracy in various studies [44, 40, 41]. On the other hand, a new form of attack, called a backdoor attack, has emerged as a novel threat [14]. This type of attack involves implanting malicious functionality into a point cloud model by modifying the training data. During the inference of this model, if the input point cloud contains a specific cluster of points, such as a small sphere, the model will output an incorrect target label [45, 13].

Therefore, the development of an effective technique to filter out the outliers and thus restore point cloud data is imperative to secure the robustness of 3D deep learning. At present, traditional filtering methods can be broadly categorized into two types: one aims to reduce point cloud size, such as random or voxel downsampling [20], while another focuses on removing outliers, notably, statistical outlier removal (SOR) [10], which has been shown to be useful in preventing adversarial noise [51]. However, these methods rely on handcrafted procedures heavily and suffer from suboptimal filtering performance for certain types of noise, like backdoor attack noise [13]. Another approach is the use of specialized deep modules to reconstruct point clouds for noise removal purposes, such as DUP-Net [51] and IF-defense [43]. Despite the decent performance, these novel model-based methods incur non-trivial computational costs and still remain vulnerable to adaptive attacks [32]. Also, these methods may largely modify the original data distribution thus potentially reducing the usability of the restored data. Consequently, an efficient and universally effective filtering approach for different types of point cloud noise is still in great need.

To meet such needs, we propose a straightforward outlier removal method in this work by leveraging the capabilities of trained classification models. Initially, we employ gradient-based attribution analysis to determine the point-wise sensitivity to the model output, referred to as *point risk*. Further observation reveals the differences in the risk distributions between noisy and clean point clouds and also the fact that noise points mainly contribute to the tail risk, *i.e.*, they are sparse but high in risk as shown in Figure 1. Motivated by tail risk minimization in financial applications [25, 8], we propose to formulate the outlier removal process into an optimization problem by introducing a convex risk measure. Specifically, the process uses a tail risk measure as the objective and utilizes linear programming to obtain binary weights for input points, which are used to filter the point cloud subsequently. The algorithm can be further approximated to linear computational complexity for higher efficiency. Extensive experiments demonstrate that the proposed method can effectively filter diverse types of outliers in point clouds including random, adversarial, and backdoor attack-based noise and its improvement in point cloud classification accuracy can exceed deep methods with additional modules. Furthermore, this method can be combined with existing methods as a plugin to enhance the classifier’s robustness to many noise. In summary, we claim to have made the following three contributions:

- By analyzing the standard trained point cloud classifier, we reveal and validate the different risk distributions of clean and noisy point clouds, as well as the risk characteristics of the noise points.

- We design an optimization-based noise filtering method for point clouds, which only uses the trained model thus avoiding additional training or model modifications. It increases the reusability of noisy data and is also compatible with existing methods for robustness classification.
- Experiments on removal-and-classification show that the designed method can effectively remove various types of outliers. Especially, this method is, as far as we know, the first to completely defense point cloud backdoor attack by trigger removing, of which the accuracy after removal can increase to 87% for PointNet.

2. Related Work

2.1. Noise Effect on Point Cloud Classification

As a pioneer in the field, PointNet [22] has paved the way for numerous deep learning techniques for point cloud classification tasks, which have achieved remarkable performance [23, 42, 39, 2, 3, 35, 19]. However, many subsequent works have reported that these methods are not robust to noisy point cloud data. On the one hand, real-world point clouds are collected with different types of noise, which can degrade the performance of classifiers. Uy *et al.* proposed that background noise caused by inadequate post-processing can affect deep models [38], and two following works provided a more comprehensive summary of point cloud noise and presented benchmarks based on corrupted point clouds [24, 33]. On the other hand, more works have introduced point cloud adversarial attacks in the form of noise. For example, point perturbation attacks inspired by gradient-based attacks in 2D [44, 17, 12, 36], point addition attacks that add a small number of points to deceive the model [44, 41, 46], point dropping attacks that remove critical points [49, 41], and other attacks that can mimic real-world noise [9, 48, 50] were introduced. Additionally, a new type of attack, the backdoor attack, has been proposed on the point cloud [13, 45]. It can make the victim model specifically recognize a specific noise, namely a backdoor trigger, during inference by corrupting the training data. In this work, we mainly focus on the filtering of the added point in the point cloud, namely additive noise, as it has the most diverse noise forms [24, 13, 44] and is low-cost and easy to realize in practice [37, 4]. While we also show the extension of our method can deal with other types of noise.

2.2. Robust Point Cloud Classification

Currently, various methods have been presented to enhance the robustness of deep point cloud classifiers, which can be categorized into the following three types. **Model-based:** These methods aim to improve the robustness of the model itself through new module design or training strategy. Examples of new modules include the gather mod-

ule proposed by Dong *et al.* installed in PointNet++ and the sorting-based pooling operations proposed by Sun *et al.* [7, 32]. Additionally, many works have developed point cloud data augmentation methods to achieve robust training of the model, such as PointMixup [6], PointCutMix [47], and adversarial sample training [31]. **Certified:** Certified inferences have been demonstrated to increase model robustness to noise theoretically. Liu *et al.* employed the subsampling and majority voting approach to output trustworthy labels when the number of noise points is bounded [18]. Despite the theoretically provable bounds, these methods often lack practicality due to their computational cost. **Data-based:** These methods attempt to restore point cloud data by noise filtering or reconstruction, which also improve the reusability of noisy data. Conventional methods such as SOR have been reported to filter adversarial noise [51], but was not effective for backdoor attack [13]. Recent works proposed training new neural networks to achieve the goal of reconstructing the point cloud, such as DUP-Net [51] and IF-defense [43]. Such methods not only introduce additional costs but also be vulnerable to adaptive attacks [32]. Although our method belongs to this category, it does not introduce any new models besides the standard trained point cloud classifier.

2.3. Attribution Analysis on Deep Learning

With the rapid development of deep learning, dozens of attribution analyses on deep models were proposed, such as Grad-CAM [30], Integrated Graients [34] and Deep LIFT [27] on 2D image data. A few works explored such analysis in 3D point cloud through techniques of saliency points [49, 41] and Shapley values [26]. In this work, we use attribution analysis as a tool to characterize the noisy samples and also empower our method with explainability.

3. Risk Analysis

In this section, we introduce the concept of risk and identify the difference between the risks of clean and noisy data. We also present a risk measure to evidence the difference.

3.1. Point Risk Analysis

Point Risk. Given a point cloud $\mathbf{X} \in \mathbb{R}^{N \times 3}$, a point cloud classifier $f(\cdot)$ can predict the label of \mathbf{X} by outputting a label probability distribution, *i.e.*, $f(\mathbf{X})$. Specifically, let $f(\cdot)$ be a composite function with L intermediate layers, *i.e.*, $f(\mathbf{X}) = f^{(L)}(\dots f^{(2)}(f^{(1)}(\mathbf{X})))$, the output of l -th layer $f^{(l)}$ is referred to an intermediate feature denoted by $\mathbf{X}^{(l)}$ ¹. Our attribution analysis only focuses on those intermediate features representing each point by an individual row, which are named as *point features*. Let $s(f(\mathbf{X}), y)$ denote a scoring rule to evaluate the alignment between the

model output of \mathbf{X} and a given label y , the attribution analysis towards l -th point features $\mathbf{X}^{(l)} \in \mathbb{R}^{N \times d}$ is done by

$$r_i^{(l)}(y) = \left\| \frac{\partial s(f(\mathbf{X}), y)}{\partial \mathbf{x}_i^{(l)}} \right\|_2, \quad (1)$$

where $r_i^{(l)}(y)$ is the i -th element of point-wise attributions $\mathbf{r}^{(l)}(y) \in \mathbb{R}^N$, and $\mathbf{x}_i^{(l)}$ is the i -th row of $\mathbf{X}^{(l)}$. The term $r_i^{(l)}(y)$ refers to the maximum change of $s(f(\mathbf{X}), y)$ that can be obtained by perturbing the l -th layer feature of the i -th point. Similar concepts have been defined differently in various literature, such as class-specific saliency [28], pixel sensitivity [29], or point saliency [49].

In our study, we define $r_i(y)$ as the *point risk* associated with the i -th point, since it indicates the potential risk of altering the feature of this point and failing the model to classify the label y . The final point risk is obtained by averaging the risks of multiple point features, given by

$$r_i(y) = \frac{1}{L'} \sum_{l=0}^{L'} \tilde{r}_i^{(l)}(y), \quad (2)$$

where L' is the number of the point feature layers and $\tilde{r}_i^{(l)}(y)$ is the normalized risk calculated by dividing Frobenius norm of gradients of the l -th layer feature, *i.e.*,

$$\tilde{r}_i^{(l)}(y) = \frac{r_i^{(l)}(y)}{\|\nabla^{(l)} s(f(\mathbf{X}), y)\|_F}. \quad (3)$$

Risk Analysis of Noisy Samples. Based on the aforementioned point risks, we calculate and illustrate the point risk distribution of different point clouds, especially those with added noise points. A typical point cloud risk distribution, as shown in Figure 2, exhibits a long-tail effect, where most points have low risk while only a few have significant risk. This is consistent with previous works [22, 49], which suggested the uneven contributions of different points to classification. Furthermore, by analyzing the risk distribution of noisy samples, we make the following hypothesis:

HYPOTHESIS 1 *Noisy samples exhibit a more uneven risk distribution than clean samples; noise points cause such unevenness by concentrating in the tail of the risk distribution, *i.e.*, occurring sparsely but posing a high risk.*

We believe that this hypothesis is reasonable from two aspects: First, for the model which is trained on clean or nearly clean point clouds, the noise points, especially those with attack purposes, are potential outliers tending to affect the model output. Second, previous works have verified a similar effect by indicating that noise in clean samples can be amplified in deep models [16, 15]. To further evidence our hypothesis, we then present a measure of the tail risk.

¹For simplicity, we define $\mathbf{X}^{(0)} := \mathbf{X}$

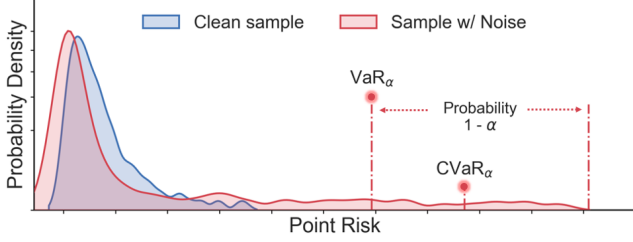


Figure 2: Illustration of CVaR&VaR on the risk distribution.

3.2. Conditional Value-at-Risk

Conditional Value-at-Risk (CVaR) is a risk measure that quantifies the expected risk that exceeds a certain confidence level, which provides an accurate picture of tail risk [1]. To calculate CVaR, we first determine the Value-at-Risk (VaR), which is the maximum risk within a given probability level. Let R be the random variable under a point risk distribution P , the definition for VaR is given by

$$\text{VaR}_\alpha(R) = \inf \{ \gamma : P(R \leq \gamma) \geq \alpha \}, \quad (4)$$

where α is the probability level. CVaR is then defined as the expected risk beyond the VaR_α level, namely,

$$\text{CVaR}_\alpha(R) = \mathbb{E}(R \mid R \geq \text{VaR}_\alpha(R)), \quad (5)$$

where \mathbb{E} denotes the expectation. An illustration of CVaR is plotted in Figure 2, showing that it represents the expectation of long-tail area within a specific level α , *e.g.*, 0.99. We further consider the approximation of CVaR in the case of discrete point risks. Given all possible risks $\mathbf{r} \in \mathbb{R}^N$ where the elements from r_1 to r_N are individual risk values, and a discrete risk distribution \hat{P} , the approximation of VaR is conducted by the following equation

$$\text{VaR}_\alpha(\mathbf{r}) = \min \{ r_i \in \mathbf{r} : \sum_{r_j \leq r_i} \hat{P}(r_j) \geq \alpha \}, \quad (6)$$

and the discrete approximation of CVaR is denoted as

$$\text{CVaR}_\alpha(\mathbf{r}) = \frac{1}{1-\alpha} \sum_{j=1}^J r_j \hat{P}(r_j), \quad \forall r_j \geq \text{VaR}_\alpha(\mathbf{r}). \quad (7)$$

With CVaR measuring the tail risk, we have performed comprehensive statistical tests. Our findings indicate, with a high degree of confidence, that the CVaR value for a clean sample is inferior to that of a noisy sample. Therefore, the second part of Hypothesis 1 can be evidenced.

Based on the hypothesis, we suggest that it is possible to remove outlier points by minimizing the tail risk of point clouds. Furthermore, we propose to directly use CVaR as an objective to optimize the removal process. This is because CVaR possesses the properties of convexity and monotonicity, making it widely used in optimization problems such as risk management [21].

4. Outlier Removal Approach

In this section, we introduce the outlier removal method by minimizing CVaR and its approximation in practice.

4.1. Outlier Removal by CVaR Optimization

The outlier removal problem can be transformed into a binary optimization problem of reweighting each point, where weight 1 is assigned to retained points and weight 0 is assigned to the noise points being about removed. By specifying the CVaR as the objective function evaluating the tail risk, this optimization problem can be further formulated to identify the appropriate binary weights of point risks to minimize CVaR, *i.e.*,

$$\min_{\hat{\mathbf{r}}} \text{CVaR}_\alpha(\hat{\mathbf{r}}), \quad (8)$$

$$\text{s.t. } \hat{r}_i = w_i r_i, \quad \|\mathbf{w}\|_0 \geq N_r, \quad (9)$$

$$w_i \in \{0, 1\}, \quad i = 1, \dots, N,$$

where \mathbf{w} is the weight vector with each element as a point weight, $\hat{\mathbf{r}} = \{\hat{r}_1, \dots, \hat{r}_N\}$ is the reweighted point risks and N_r is the minimum number of final retained points. It is noted that solving the above optimization problem is not trivial, as the calculation of CVaR requires reference to VaR, and the cardinality constraint cannot be directly handled. To deal with the difficulty, a common approach for CVaR-targeted optimization is to convert it into an equivalent problem without involving VaR, which is done by introducing additional decision variables as in [25]

$$\min_{\hat{\mathbf{r}}} \text{CVaR}_\alpha(\hat{\mathbf{r}}) = \min_{\hat{\mathbf{w}}, \zeta} \zeta + \frac{1}{1-\alpha} \sum_{i=1}^N \hat{P}(r_i) [w_i r_i - \zeta]^+. \quad (10)$$

where $[\cdot]^+ = \max\{\cdot, 0\}$ is the hinge function. Furthermore, the cardinality constraint can be reformulated by the linear constraint relaxation. Ultimately, Equation (8) can be adapted to the following problem,

$$\min_{\mathbf{w}, \mathbf{z}, \zeta} \zeta + \frac{1}{1-\alpha} \sum_{i=1}^N z_i \hat{P}(r_i), \quad (11)$$

$$\text{s.t. } \sum_{i=1}^N w_i \geq N_r, \quad 1 \geq w_i \geq 0, \quad (12)$$

$$z_i \geq w_i r_i - \zeta, \quad z_i \geq 0, \quad i = 1, \dots, N.$$

where \mathbf{z} and ζ are the auxiliary decision variables. Assuming that \hat{P} remains stationary during the optimization, the problem is indeed a convex linear programming (LP) problem. The assumption can be approximately guaranteed by approaching N_r to N . Therefore, we define and set a retention rate $\delta = \frac{N_r}{N}$ to approximately 1 in practice, *e.g.*, $\delta = 0.95$. After solving the problem, the binary weights for a point cloud can be obtained by setting the top N_r weights

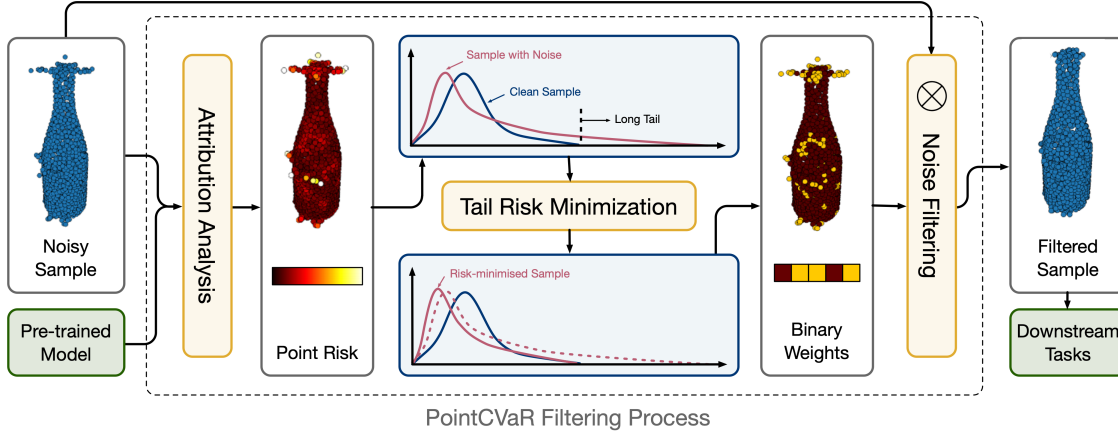


Figure 3: The proposed framework of filtering noisy point cloud by tail risk minimization. The point risks are obtained by inputting the noisy sample into a model trained on clean data. And then, an optimization problem is solved to minimize the tail of risk distribution. The optimized binary weights are used to filter out the noise points.

of w , with a value of 1, and setting the remaining weights to 0. Finally, the filtered point cloud only contains those points with weights of 1 after the filtering process and we name such a process as *PointCVaR*. More analysis about the tightness of linear relaxation in Equation (11) and the approximation of a stationary \hat{P} can be found in the Appendix.

4.2. Implementation Details

Solution Approximation. The transformation of the CVaR optimization into an LP problem significantly improved its tractability. However, the computational complexity of solving the problem remains high, particularly due to the polynomial complexity of LP [11] and a large number of decision variables for massive points. To further reduce the cost of the process, we propose an approximated solution with a complexity of $O(N)$. Specifically, we assign weights of 1 to N_r points with the lowest expected risks, *i.e.*, $r_i \hat{P}(r_i)$, and 0 to other points. By summary, the approximated filtering process is performed by Algorithm 1, where $\mathbb{1}(\cdot)$ is the indicator function and \hat{P} is estimated by the empirical probability mass function or frequency histogram. Discussions of the accuracy of the above approximation and \hat{P} estimation are provided in the Appendix.

Multi-step Filtering. To better satisfy the condition of stationary \hat{P} , we suggest implementing a multi-step filtering method with a larger retention rate than δ at each step, applied to the same point cloud. Despite resulting in linear growth in computational complexity, experiments indicate that it outperforms single-step filtering due to the better approximation. Specifically, we achieve this filtering by executing steps 2 to 13 of Algorithm 1 for I times while filtering $\frac{N-\delta N}{I}$ points at each time. To prevent an excessive computational cost, we limit the value of I to a reasonable range. We differentiate the multi-step method from the original single-step approach by referring to them as *multi-step*

Algorithm 1: Outlier Remove by PointCVaR

Input: A trained model f , a point cloud with noise \mathbf{X} retention rate δ , scoring rule s .

Output: Filtered sample \mathbf{X}'

- 1: $y \leftarrow \arg \max f(\mathbf{X})$.
 - 2: $\mathbf{r} \leftarrow \text{Get } s(f(\mathbf{X}), y)$ and perform Equation (2).
 - 3: $\hat{P} \leftarrow \text{Empirical distribution of } \mathbf{r}$.
 - 4: $N' \leftarrow |\mathbf{X}|$.
 - 5: **for** $i \in \{1, \dots, N'\}$ **do**
 - 6: $z_i \leftarrow r_i \hat{P}(r_i)$.
 - 7: **end for**
 - 8: $z_t \leftarrow \min\{z_i \in \mathbf{z} : \sum_{z_j \in \mathbf{z}} \mathbb{1}(z_i \geq z_j) \geq \lceil \delta N' \rceil\}$.
 - 9: **for** $i \in \{1, \dots, N'\}$ **do**
 - 10: **if** $z_i \geq z_t$ **then**
 - 11: $\mathbf{X} \leftarrow \mathbf{X} \setminus \mathbf{x}_i$.
 - 12: **end if**
 - 13: **end for**
 - 14: $\mathbf{X}' \leftarrow \mathbf{X}$.
 - 15: **return** \mathbf{X}' .
-

and *vanilla*, respectively, in the subsequent discussion.

Risk Smooth. We also employ a point risk smoothing technique during attribution analysis, which involves averaging the normalized risks of point features in Equation (3) after random perturbations, formally,

$$\hat{r}_i^{(l)}(y) = \mathbb{E}_{\mathbf{X}' \sim \mathbf{X} + \mathcal{E}} \left(\left\| \frac{\partial s(f(\mathbf{X}'), y)}{\partial \mathbf{x}_i^{(l)}} \right\| / \left\| \nabla^{(l)} s(f(\mathbf{X}'), y) \right\|_F \right), \quad (13)$$

where $\mathcal{E} \in \mathbb{R}^{N \times 3}$ is a random perturbation matrix of which the elements are random variables following a uniform distribution. The smooth technique used in the calculation can help to reduce the variance and achieve better accuracy in identifying outlier points.

5. Conclusion

In conclusion, the noise effect has cast a shadow over the popularity of 3D deep learning on point clouds in industrial applications. Our proposed learning-free outlier removal method leverages trained models to effectively filter out all types of outliers in point clouds. By utilizing gradient-based attribution analysis and tail risk minimization, we formulate the process into an optimization problem and use linear programming to obtain binary weights for input points. This method improves classification accuracy and increases the reusability of noisy data. It can also defend against point cloud backdoor attacks and be combined with other methods to defend against a larger range of noise.

References

- [1] Philippe Artzner, Freddy Delbaen, Jean-Marc Eber, and David Heath. Coherent measures of risk. *Mathematical finance*, 9(3):203–228, 1999. 4
- [2] Matan Atzmon, Haggai Maron, and Yaron Lipman. Point convolutional neural networks by extension operators. *arXiv preprint arXiv:1803.10091*, 2018. 2
- [3] Alexandre Boulch. Convpoint: Continuous convolutions for point cloud processing. *Computers & Graphics*, 2020. 2
- [4] Yulong Cao, Chaowei Xiao, Benjamin Cyr, Yimeng Zhou, Won Park, Sara Rampazzi, Qi Alfred Chen, Kevin Fu, and Z Morley Mao. Adversarial sensor attack on lidar-based perception in autonomous driving. In *Proceedings of the 2019 ACM SIGSAC conference on computer and communications security*, pages 2267–2281, 2019. 2
- [5] Xiaozhi Chen, Huimin Ma, Ji Wan, Bo Li, and Tian Xia. Multi-view 3d object detection network for autonomous driving. In *Proceedings of the IEEE Conference on Computer Vision and Pattern Recognition*, pages 1907–1915, 2017. 1
- [6] Yunlu Chen, Vincent Tao Hu, Efstratios Gavves, Thomas Mensink, Pascal Mettes, Pengwan Yang, and Cees GM Snoek. Pointmixup: Augmentation for point clouds. In *Computer Vision–ECCV 2020: 16th European Conference, Glasgow, UK, August 23–28, 2020, Proceedings, Part III 16*, pages 330–345. Springer, 2020. 3
- [7] Xiaoyi Dong, Dongdong Chen, Hang Zhou, Gang Hua, Weiming Zhang, and Nenghai Yu. Self-robust 3d point recognition via gather-vector guidance. In *2020 IEEE/CVF Conference on Computer Vision and Pattern Recognition (CVPR)*, pages 11513–11521. IEEE, 2020. 3
- [8] Paul Glasserman, Philip Heidelberger, and Perwez Shahabuddin. Portfolio value-at-risk with heavy-tailed risk factors. *Mathematical Finance*, 12(3):239–269, 2002. 2
- [9] Abdullah Hamdi, Sara Rojas, Ali Thabet, and Bernard Ghanem. Advpc: Transferable adversarial perturbations on 3d point clouds. In *European Conference on Computer Vision*, pages 241–257. Springer, 2020. 2
- [10] Xian-Feng Han, Jesse S Jin, Ming-Jie Wang, Wei Jiang, Lei Gao, and Liping Xiao. A review of algorithms for filtering the 3d point cloud. *Signal Processing: Image Communication*, 57:103–112, 2017. 2
- [11] Narendra Karmarkar. A new polynomial-time algorithm for linear programming. In *Proceedings of the sixteenth annual ACM symposium on Theory of computing*, pages 302–311, 1984. 5
- [12] Jaeyeon Kim, Binh-Son Hua, Thanh Nguyen, and Sai-Kit Yeung. Minimal adversarial examples for deep learning on 3d point clouds. In *Proceedings of the IEEE/CVF International Conference on Computer Vision*, pages 7797–7806, 2021. 2
- [13] Xinke Li, Zhirui Chen, Yue Zhao, Zekun Tong, Yabang Zhao, Andrew Lim, and Joey Tianyi Zhou. Pointba: Towards backdoor attacks in 3d point cloud. In *Proceedings of the IEEE/CVF International Conference on Computer Vision*, pages 16492–16501, 2021. 1, 2, 3
- [14] Yiming Li, Baoyuan Wu, Yong Jiang, Zhifeng Li, and Shu-Tao Xia. Backdoor learning: A survey. *arXiv preprint arXiv:2007.08745*, 2020. 1
- [15] Fangzhou Liao, Ming Liang, Yinpeng Dong, Tianyu Pang, Xiaolin Hu, and Jun Zhu. Defense against adversarial attacks using high-level representation guided denoiser. In *Proceedings of the IEEE conference on computer vision and pattern recognition*, pages 1778–1787, 2018. 3
- [16] Ji Lin, Chuang Gan, and Song Han. Defensive quantization: When efficiency meets robustness. In *International Conference on Learning Representations, ICLR, 2019*. 3
- [17] Daniel Liu, Ronald Yu, and Hao Su. Extending adversarial attacks and defenses to deep 3d point cloud classifiers. In *2019 IEEE International Conference on Image Processing (ICIP)*, pages 2279–2283. IEEE, 2019. 2
- [18] Hongbin Liu, Jinyuan Jia, and Neil Zhenqiang Gong. Pointguard: Provably robust 3d point cloud classification. In *Proceedings of the IEEE/CVF Conference on Computer Vision and Pattern Recognition*, pages 6186–6195, 2021. 3
- [19] Yongcheng Liu, Bin Fan, Shiming Xiang, and Chunhong Pan. Relation-shape convolutional neural network for point cloud analysis. In *Proceedings of the IEEE Conference on Computer Vision and Pattern Recognition*, pages 8895–8904, 2019. 2
- [20] Carsten Moenning and Neil A Dodgson. A new point cloud simplification algorithm. In *Proc. int. conf. on visualization, imaging and image processing*, pages 1027–1033, 2003. 2
- [21] Georg Ch Pflug. Some remarks on the value-at-risk and the conditional value-at-risk. *Probabilistic constrained optimization: Methodology and applications*, pages 272–281, 2000. 4
- [22] Charles R Qi, Hao Su, Kaichun Mo, and Leonidas J Guibas. Pointnet: Deep learning on point sets for 3d classification and segmentation. In *Proceedings of the IEEE conference on computer vision and pattern recognition*, pages 652–660, 2017. 2, 3
- [23] Charles Ruizhongtai Qi, Li Yi, Hao Su, and Leonidas J Guibas. Pointnet++: Deep hierarchical feature learning on point sets in a metric space. In *Advances in neural information processing systems*, pages 5099–5108, 2017. 2
- [24] Jiawei Ren, Liang Pan, and Ziwei Liu. Benchmarking and analyzing point cloud classification under corruptions. In *International Conference on Machine Learning*, pages 18559–18575. PMLR, 2022. 1, 2
- [25] R Tyrrell Rockafellar, Stanislav Uryasev, et al. Optimization of conditional value-at-risk. *Journal of risk*, 2:21–42, 2000. 2, 4
- [26] Wen Shen, Qihan Ren, Dongrui Liu, and Quanshi Zhang. Interpreting representation quality of dnns for 3d point cloud processing. *Advances in Neural Information Processing Systems*, 34:8857–8870, 2021. 3
- [27] Avanti Shrikumar, Peyton Greenside, and Anshul Kundaje. Learning important features through propagating activation differences. In *International conference on machine learning*, pages 3145–3153. PMLR, 2017. 3
- [28] K Simonyan, A Vedaldi, and A Zisserman. Deep inside convolutional networks: visualising image classification models

- and saliency maps. In *Proceedings of the International Conference on Learning Representations (ICLR)*. ICLR, 2014. 3
- [29] Daniel Smilkov, Nikhil Thorat, Been Kim, Fernanda Viégas, and Martin Wattenberg. Smoothgrad: removing noise by adding noise. *arXiv preprint arXiv:1706.03825*, 2017. 3
- [30] J Springenberg, Alexey Dosovitskiy, Thomas Brox, and M Riedmiller. Striving for simplicity: The all convolutional net. In *ICLR (workshop track)*, 2015. 3
- [31] Jiachen Sun, Yulong Cao, Christopher B Choy, Zhiding Yu, Anima Anandkumar, Zhuoqing Morley Mao, and Chaowei Xiao. Adversarially robust 3d point cloud recognition using self-supervisions. *Advances in Neural Information Processing Systems*, 34:15498–15512, 2021. 3
- [32] Jiachen Sun, Karl Koenig, Yulong Cao, Qi Alfred Chen, and Z Morley Mao. On adversarial robustness of 3d point cloud classification under adaptive attacks. *arXiv preprint arXiv:2011.11922*, 2020. 2, 3
- [33] Jiachen Sun, Qingzhao Zhang, Bhavya Kailkhura, Zhiding Yu, Chaowei Xiao, and Z. Morley Mao. Benchmarking robustness of 3d point cloud recognition against common corruptions. *arXiv preprint arXiv:2201.12296*, 2022. 1, 2
- [34] Mukund Sundararajan, Ankur Taly, and Qiqi Yan. Axiomatic attribution for deep networks. In *International conference on machine learning*, pages 3319–3328. PMLR, 2017. 3
- [35] Hugues Thomas, Charles R Qi, Jean-Emmanuel Deschaud, Beatriz Marcotegui, François Goulette, and Leonidas J Guibas. Kpconv: Flexible and deformable convolution for point clouds. In *Proceedings of the IEEE International Conference on Computer Vision*, pages 6411–6420, 2019. 2
- [36] Tzungyu Tsai, Kaichen Yang, Tsung-Yi Ho, and Yier Jin. Robust adversarial objects against deep learning models. In *Proceedings of the AAAI Conference on Artificial Intelligence*, pages 954–962, 2020. 2
- [37] James Tu, Mengye Ren, Sivabalan Manivasagam, Ming Liang, Bin Yang, Richard Du, Frank Cheng, and Raquel Urtasun. Physically realizable adversarial examples for lidar object detection. In *Proceedings of the IEEE/CVF Conference on Computer Vision and Pattern Recognition*, pages 13716–13725, 2020. 2
- [38] Mikaela Angelina Uy, Quang-Hieu Pham, Binh-Son Hua, Thanh Nguyen, and Sai-Kit Yeung. Revisiting point cloud classification: A new benchmark dataset and classification model on real-world data. In *Proceedings of the IEEE/CVF international conference on computer vision*, pages 1588–1597, 2019. 1, 2
- [39] Yue Wang, Yongbin Sun, Ziwei Liu, Sanjay E Sarma, Michael M Bronstein, and Justin M Solomon. Dynamic graph cnn for learning on point clouds. *Acm Transactions On Graphics (tog)*, 38(5):1–12, 2019. 2
- [40] Yuxin Wen, Jiehong Lin, Ke Chen, and Kui Jia. Geometry-aware generation of adversarial and cooperative point clouds. *arXiv preprint arXiv:1912.11171*, 2019. 1
- [41] Matthew Wicker and Marta Kwiatkowska. Robustness of 3d deep learning in an adversarial setting. In *Proceedings of the IEEE Conference on Computer Vision and Pattern Recognition*, pages 11767–11775, 2019. 1, 2, 3
- [42] Wenxuan Wu, Zhongang Qi, and Li Fuxin. Pointconv: Deep convolutional networks on 3d point clouds. In *Proceedings of the IEEE Conference on Computer Vision and Pattern Recognition*, pages 9621–9630, 2019. 2
- [43] Ziyi Wu, Yueqi Duan, He Wang, Qingnan Fan, and Leonidas J Guibas. If-defense: 3d adversarial point cloud defense via implicit function based restoration. *arXiv preprint arXiv:2010.05272*, 2020. 2, 3
- [44] Chong Xiang, Charles R Qi, and Bo Li. Generating 3d adversarial point clouds. In *Proceedings of the IEEE Conference on Computer Vision and Pattern Recognition*, pages 9136–9144, 2019. 1, 2
- [45] Zhen Xiang, David J Miller, Siheng Chen, Xi Li, and George Kesidis. A backdoor attack against 3d point cloud classifiers. In *Proceedings of the IEEE/CVF International Conference on Computer Vision*, pages 7597–7607, 2021. 1, 2
- [46] Jiancheng Yang, Qiang Zhang, Rongyao Fang, Bingbing Ni, Jinxian Liu, and Qi Tian. Adversarial attack and defense on point sets. *arXiv preprint arXiv:1902.10899*, 2019. 2
- [47] Jinlai Zhang, Lyujie Chen, Bo Ouyang, Binbin Liu, Jihong Zhu, Yujin Chen, Yanmei Meng, and Danfeng Wu. Pointcutmix: Regularization strategy for point cloud classification. *Neurocomputing*, 505:58–67, 2022. 3
- [48] Yue Zhao, Yuwei Wu, Caihua Chen, and Andrew Lim. On isometry robustness of deep 3d point cloud models under adversarial attacks. In *Proceedings of the IEEE/CVF Conference on Computer Vision and Pattern Recognition*, pages 1201–1210, 2020. 2
- [49] Tianhang Zheng, Changyou Chen, Junsong Yuan, Bo Li, and Kui Ren. Pointcloud saliency maps. In *Proceedings of the IEEE International Conference on Computer Vision*, pages 1598–1606, 2019. 2, 3
- [50] Hang Zhou, Dongdong Chen, Jing Liao, Kejiang Chen, Xiaoyi Dong, Kunlin Liu, Weiming Zhang, Gang Hua, and Nenghai Yu. Lg-gan: Label guided adversarial network for flexible targeted attack of point cloud based deep networks. In *Proceedings of the IEEE/CVF Conference on Computer Vision and Pattern Recognition*, pages 10356–10365, 2020. 2
- [51] Hang Zhou, Kejiang Chen, Weiming Zhang, Han Fang, Wenbo Zhou, and Nenghai Yu. Dup-net: Denoiser and up-sampler network for 3d adversarial point clouds defense. In *Proceedings of the IEEE International Conference on Computer Vision*, pages 1961–1970, 2019. 2, 3