

# Deep fused flow and topology features for botnet detection basing on pretrained GCN

Xiaoyuan Meng<sup>a,1\*</sup>, Bo Lang<sup>a,b,1\*</sup>, Yanxi Liu<sup>a</sup>, Yuhao Yan<sup>a</sup>

<sup>a</sup> State Key Laboratory of Software Development Environment, Beihang University, XueYuan Road, Beijing, 100191, Beijing, P.R.China.

<sup>b</sup> Zhongguancun Laboratory, Beijing, P.R.China.

<sup>1</sup> These authors contributed equally to this work.

\*Corresponding author. E-mail(s): [mengxiaoyuan@buaa.edu.cn](mailto:mengxiaoyuan@buaa.edu.cn). (Xiaoyuan Meng), [langbo@buaa.edu.cn](mailto:langbo@buaa.edu.cn). (Bo Lang)

## Abstract

Botnets become significant cyber security threats nowadays. The characteristics of botnets are mainly reflected in the network behaviors of the bots and their intercommunication relationships. Existing botnet detection methods usually only use one kind of features, i.e., flow features or topology features, which overlooks the other type of features and affects the model performance. In this paper, we propose a botnet detection model which uses graph convolutional network (GCN) to deeply fuse flow features and topology features for the first time. We construct communication graphs from network traffics and represent nodes attributes with flow features. The extreme sample imbalance problem in the existing public traffic flow datasets makes it impractical to train a GCN model on these datasets. Therefore, we use a public balanced communication graph dataset to pretrain the GCN model, which equips the model with the ability to identify botnet topology properties. When fed with a communication graph, the feature output from the last hidden layer of the GCN model fuses the flow and the topology information. Furthermore, by adjusting the number of layers in the GCN network, our model can achieve effective Command-and-Control (C2) and Peer-to-Peer

(P2P) botnets detections. Experimental results on public datasets demonstrate that our approach outperforms the current state-of-the-art botnet detection models.

keywords: Botnet Detection, Graph Convolutional Network, Feature fusion

# 1 Introduction

A Botnet consists of multiple infected nodes and one or more master nodes. Under the control of the master nodes, compromised nodes execute various malicious behaviors. But simultaneously, these nodes maintain their regular functions, which makes botnets being a type of cyber-attack that is difficult to detect. It is evident that botnets steal users' information, but the harm is more beyond this. Compromised nodes are also exploited to distribute malicious software, send spam emails, and even initiate DDoS attacks [2][3][4][6]. The master nodes communicate with infected nodes by command-and-control channel(C2C). Based on the architecture of C2C, botnets are classified as either C2 or P2P networks. In the former, nodes are explicitly categorized as master nodes or controlled nodes. However, in P2P networks, compromised nodes may also have the capacity to control other nodes [7][8][9].

As the botnets and the legitimate nodes behave increasingly alike, it becomes a challenge to detect botnets in real time with high precision. Current detection methods can be broadly classified into flow-based and graph-based, each focusing on different aspects respectively, i.e., network behavior characteristics and topology attributes of communication graph.

Flow-based studies [8][9][10][20][21][27] center around the extraction of features such as communication frequency, the length of packets, and the count of packets in the traffics. These studies deploy machine learning models or neural networks for node classification. However, these methods ignore the topological characteristics that provide insights into the broader network structure.

In contrast, researches based on network communication graphs[11][12][22][30]

utilize feature engineering to extract topology features such as in-degree, out-degree, centrality, and PageRank. After that, supervised or unsupervised machine learning models are applied to detect botnets. However, the process of extracting topology features is time-consuming, especially with network scale expansion. Therefore, topology-based methods using feature engineering are unsuitable for real-time detection.

Recent advancements in Graph Neural Networks (GNN)[25] have promoted the research on GNN-based botnet detection. This kind of methods[16][24][31] apply GCN or Graph Isomorphism Network (GIN) to learn the deep topological representation of the communication graph, and utilize fully connected layer to classify the nodes. However, in real networks, the legitimate nodes are far more than the malicious nodes, causing a severe imbalance in publicly available botnet datasets. For instance, in the CTU-13 dataset [26], the ratio of malicious to benign samples is even 1:25000. Consequently, GCN models trained on such datasets tend to exhibit poor recall rates which means models are invalid. Therefore, current GNN-based methods [17][26][36] trained models on artificially balanced graph datasets[16].

Flow features and topology features separately offer unique insight of botnets. However, relying exclusively on either flow or topology features may lose another valuable information. The combination of these two types of features will enhance detection model effect. When GCN model processes graph data, it utilizes both node feature and inter-node connection relationships[14]. In light of this, we propose a real-time botnet detection method basing on GCN model to deeply fuse flow features and topology features. As for the flow feature, we choose five features which are easily obtained and are not specific to certain type of botnet. They encapsulate the behaviors of the network nodes and are represented as the node features of the communication graph. As for the topology feature, we employ the GCN to mine the characteristics of the communication graph topology. The GCN also serves the purpose of fusing flow features and topology features.

To mitigate the limitations of training a GCN on imbalanced datasets, we implement an efficient pre-training strategy. Initially, we train a GCN on a balanced

graph dataset as provided in[16]. After training, the GCN attains the capability to extract topology features. In detection phase, the communication graph with flow features is fed to the pre-trained GCN. The output of the final hidden layer is taken as the fused features and is subsequently input into an Extra Tree model for node classification. Therefore, our proposed method renders a comprehensive, multi-faceted representation of the communication characteristics of the nodes. Additionally, to adapt to the variations of botnets under C2 and P2P architectures, our model can maintain satisfying detection effect of these two types of botnets by adjust the number of GCN layers.

The main contributions of this paper are as follows:

- (1) We use a communication graph to comprehensively represent the network behaviors of the nodes and the inter-node communication relationships. And with GCN, we achieved a deep fusion of flow features and topology features.
- (2) To achieve valid training of GCN on the extremely imbalanced flow datasets, we propose the strategy of pretraining GCN on balanced graph dataset to make the model acquire the ability of topology features extraction. Thereby the pretrained GCN can work on imbalanced flow datasets.
- (3) We propose the rules of selecting flow features. Based on these, we choose five easily accessible flow features, ensuring the effectiveness and timeliness of detection. Additionally, we adjust the number of GCN layers to fit botnets detection under C2 and P2P architectures separately.

The rest parts of this paper are organized as follows. Section 2 introduces related work. Section 3 introduces our method. Section 4 shows the results of our experiments. Section 5 summarizes our work.

## 2 Related work

The detection of botnets, due to the unique behavior patterns of bots, is commonly categorized as an anomaly detection problem [17]. According to the type of data targeted for detection, botnet detection methods are generally classified into two

categories, i.e. flow-based and graph-based detection.

Flow-based approaches mainly analyze nodes traffic characteristics. These methods slice original traffic flow over time and extract features within a fixed time window. Consequently, flow-based methods inherently possess real-time detection capabilities. For instance, Zeidanloo et al. [18] proposed a detection model based on the premise that bot nodes exhibit analogous behaviors. By monitoring basic flow features in the network (IP, Port, Packet numbers, etc.), they employed K-Nearest Neighbors (KNN) for clustering to identify bot nodes. Similarly, Saad et al. [19] extracted 13 features from the network flow, including IP, port, protocol, etc., and used Artificial Neural Networks (ANN) for multi-classification. Kirubavathi et al. [10] narrowed their focus to four features targeting small-packets and achieved commendable results with a Naive Bayesian classifier. With the rapid development of neural networks, a growing number of methods have begun utilizing neural networks for classification, but their central focus is still on feature engineering. Alauthaman et al. [20] extracted 29 connection-based features from the headers of TCP control packets, including the average duration of a single connection, the average number of packets and bytes transferred in each connection, etc. A decision tree is used for feature selection, and finally they trained a neural network for classification. However, some scholars pointed out [22] that flow-based detection often assume that the network behaviors of bots and legitimate nodes are significantly different. But as botnets evolving, they behave more similarly to normal nodes, and their distinctness reflected in flow features gradually decreases.

Graph-based methods focus on the global structure of the botnet, analyzing the topology features embedded within the network communication graph. Researchers such as Abou et al. [11] and Alharbi et al. [22] extracted in-degree, out-degree and centrality of nodes as features, then employed machine learning models or neural network for classification. Chowdhury et al. [12] used topology features including node centrality and clustering coefficients, locking the bot nodes into a smaller cluster through clustering. However, such methods require collecting network traffics over a longer period, and the time cost of feature extraction can be very high as the network

scale increasing. It has been pointed out in [23] that traditional topology features like in-degree and out-degree are coarse-grained features and difficult to capture fine-grained interaction behaviors between nodes. In recent years, graph neural network (GNN) is applied to botnet detection. Zhou et al. [16] used the message propagating mechanism of GCN models to learn the deep representation of the network topology features. By constructing communication graphs and utilizing 1-order unit matrix as the node feature, they trained a GCN to perform nodes classification. Lo et al. [15] devised a graph isomorphism network (GIN) with grouped reversible residual connections, which further improved the detection effect. Nonetheless, the effect of GNN relies incredibly on the balance of the training dataset. Both Lo et al. [15] and Zhou et al. [16] trained GNN with artificially balanced graph datasets. Currently, methods based on GNN have not made use of traffic features.

Recently, some studies have recognized the significance of combining topology and flow features. Wang et al. [24] designed two model which are based on flow features and one model which is based on topology features. Each model scored the nodes and classified nodes using pre-set threshold. Finally, the bots were determined by the voting of these three classifiers, resulting better performance than using either topology features or flow features alone. However, this approach does not deeply fuse these two types of features, and the model requires prior knowledge of the number of bots in the network. Hence the detection effect would degrade when the network environment is completely unknown.

## **3 Method**

### **3.1 Motivation and framework**

In botnets, each nodes have specific flow features. Simultaneously, nodes communication relationships possess topology features. Flow-based detection methods do not require long-term network traffics. They only need network flow within a fixed time window, effectively supporting real-time detection [27]. Furthermore, using a

sliding time window can minimize the possibility of a single instance of malicious behavior being split into two windows, which affects the detection results. Though using flow features has advantages in efficiency, designing effective flow features is more difficult when botnets get increasingly covert. Conversely, the topology-based methods can accurately identify bots, but require long-term network information and have more time increase [22]. Considering the pros and cons of these two features, we propose to fuse them to integrate their advantages and establish a new detection model.

We construct network communication graphs, storing the flow features as the node feature, thereby simultaneously representing the connection topology and the node behaviors information in the graph data. In recent years, GNN have become a powerful tool for processing graph data. Among them, GCN models can pass the node features to the surrounding nodes through a message propagating mechanism. This enables the GCN to learn the topological information of the graph, and at the same time, fuse the node features with the topology features. Also, nodes connected to the bot nodes are more likely to be bots, and the message propagate mechanism of GCN enables nodes to ‘sense’ the flow behavior of their neighboring nodes. Hence each node can obtain deep features that aggregate the behaviors of other nodes. Therefore, we decide to use GCN to extract topology features and fuse it with the flow features of the nodes.

The overall framework of our method, as shown in Figure 1, is composed of four parts: time slice and flow filter, flow feature extraction, fusion of topology and flow features, and node classification.

The first stage is time slice and flow filtering. Owing to the growing volume of network traffics [20], a suitable flow filtering technique is necessary. Currently, TCP and UDP protocols are predominantly utilized in botnets[5][19]. Hence, just retaining the traffic related to these protocols is a simple yet effective filtering strategy. Then real-time traffics are split into overlapped slices using a sliding time window, and only TCP and UDP related traffic is kept within each window. Obviously, the size and interval of the sliding time windows markedly influence the detection effect. Motivated by Alauthman et al.[8], we adopt the setting of *60s* window size and *10s* interval to ensure real-time detection while achieving great detection performance.

The second stage is flow feature extraction. We extract five essential flow features from the filtered network traffic, which include the number of transmitted bytes, the number of established connections, et al. These flow features reflect basic network behaviors. To balance detection effect with efficiency, we try to use features that do not necessitate complex computations. A more detailed analysis will be presented in Section 3.2.

The third stage is the fusion of topology and flow features. To extract topology feature, we construct a communication graph with flow features from the network traffics. We use a balanced graph dataset [16] to pre-train a GCN for topology features extraction. A communication graph is fed into the pre-trained GCN whose parameters are frozen. The output from the final hidden layer serves as the fused features. The detailed descriptions will be elucidated in Section 3.3.

The fourth stage is node classification. We considered a range of widely used and outstanding machine learning models, including ensemble learning models, Support Vector Machines (SVM), and Multilayer Perceptron (MLP). We finally choose the ensemble learning model, Extra Tree [32], which offered the best performance.



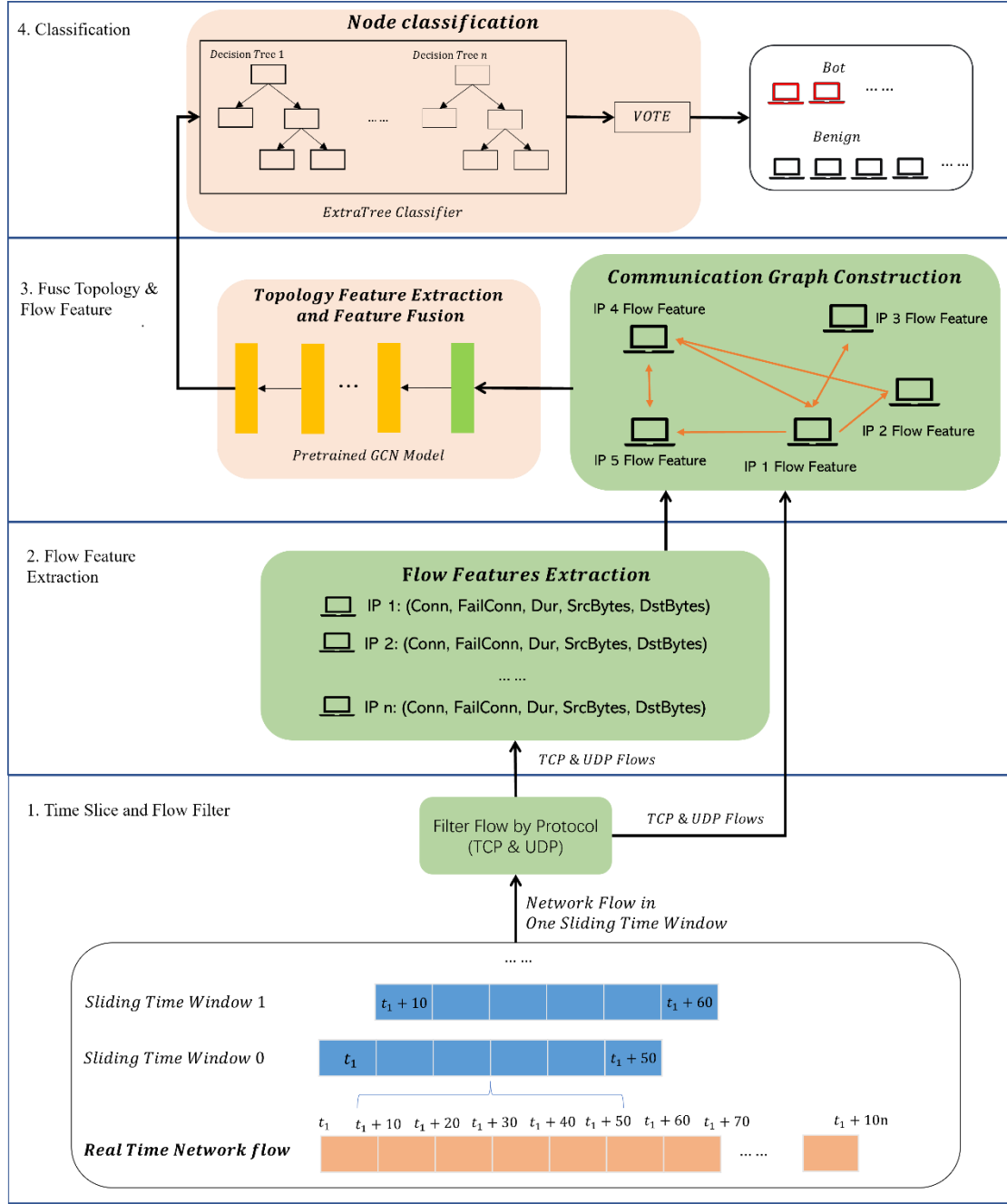


Figure 1 The framework of the proposed detection model

### 3.2 Flow features extraction

We identify a communication flow with a five-tuple (SrcIP, DstIP, SrcPort, DstPort, Proto), where SrcIP/DstIP represents the source IP and destination IP, SrcPort/DstPort represents the source port and destination port, and Proto indicates the protocol used in this communication. We extract flow features for each node.

In existing literatures, several fundamental flow features have been widely used.

These include the number of transmitted packets, packet length, and the number of connections etc. Some researchers [20][21][27] adopt both elementary features and their statistics. For instance, the variance of transmitted packets and bytes, or the ratio between sent and received packets. However, this needs additional computational resources and constant tracking of traffic packet sequences. Through experiments, we have found that without incorporating these statistics features, satisfying detection performance also can be obtained. [10] concentrates on only four features related to small packets. Although features of small packets are representative but are easy to be evaded by attackers (such as adding irrelevant payloads and extending the length of packets).

Taking this analysis into account, we determined two rules when selecting features:

- (1) In order to minimize both time cost and computations, the features should be easily accessible and require as little extra computation as possible.
- (2) Avoid just using features which are easy to be evaded, including features for small packets or features related to some specific packet fields, etc.

Based on these two rules, we have chosen the following 5 features.

- **Total number of successful connection (Conn):** This feature describes the total number of successful connections established by a node. The infected nodes in a botnet need to send heartbeat packets regularly to inform the master of their presence, which means that infected nodes often have more connections.
- **Total number of failed connections (FailConn):** This feature describes the number of failed connections of a node. A typical malicious behavior of a botnet node is to collect vulnerable port information through port scanning, which will generate far more failed connections than legitimate nodes.
- **Average communication flow duration (Dur):** This feature reflects the average duration of the connections successfully established. Since most of the malicious connections are only used for network sniffing functions whose duration is very short. Consequently, the average connection duration of the bots is shorter than that of legitimate nodes.
- **Average number of sent bytes (SrcBytes) & average number of received bytes**

**(DstBytes):** These two features reflect the average count of bytes send or received by each node. The size of malicious packets, such as heartbeat packets or port scanning packets, is mostly small. The volume of data in malicious packets is often lower than that of legitimate packets (such as file downloads, video transmissions, etc.). Thus, these two features are important for distinguishing bots and normal nodes.

### 3.3 Topology feature extraction and feature fusion based on GCN

#### 3.3.1 model design

We construct communication graphs based on the intercommunication relationships of nodes in the network. The flow features depicted in Section 3.2 are taken as the attributes of the nodes in the communication graphs. Subsequently, we employ the GCN for topology features extraction and features fusion.

The communication graph can be defined as a directed unweighted graph  $G = (V, E)$ , where  $V$  represents the set of nodes in the network. Each node is identified by its IP address and is denoted as  $V_{IP}$ . We use  $F_{IP}$  to represent the flow features of each node where  $F_{IP} = (Conn, FailConn, Dur, SrcBytes, DstBytes)$ .  $E$  is a set of directed edges representing the communication relationship between nodes. For each connection, when  $SrcBytes \neq 0$ ,  $V_{SrcIP} \rightarrow V_{DstIP}$  is added to  $E$ ; when  $DstBytes \neq 0$ ,  $V_{DstIP} \rightarrow V_{SrcIP}$  is added to  $E$ .

The overall structure of the GCN model is shown in Figure 2. It primarily comprises an input layer,  $N$  hidden GCN layers, and several residual layers. The dimension of the node features is 5, coordinating with the dimension of flow feature. The number of GCN layers,  $N$ , is contingent on the botnet architecture, which will be elaborated in Section 3.3.3. In each residual layer, inactivated features are merged with activated features by addition[33]. The implementation of the residual layer enhances the classification accuracy and mitigates the vanishing gradient problem.

A GCN layer in the model uses message propagating mechanism, aggregating the

information of the adjacent nodes with adjacency matrix. This mechanism enables recognition of the topological characteristics [13]. The message propagation function  $prog(A)$  used in the GCN layer is expressed as Equation (1). Here,  $A$  represents the adjacency matrix of the graph.  $D$  is a diagonal matrix, whose element  $d_{ii}$  on the diagonal line is the degree of node  $i$ .

$$prog(A) = D^{-\frac{1}{2}} A D^{-\frac{1}{2}} \quad (1)$$

By defining the node features with flow features, the GCN layer merge these flow features into the computation. Consequently, we acquire a merged representation of topology and flow features.

Given that the training of the GCN heavily relies on dataset balance, we opt to use a manually processed balanced graph dataset [16] for GCN pretraining. This allows the GCN model learning the botnet topology features. After pretraining, we freeze the weight parameters of each GCN layer. When a communication graph with flow features is fed into the GCN, the outputs of the final hidden layer are taken as fused features for the nodes. In the pretraining stage of the GCN model, a fully connected layer is used for nodes classification. In contrast, when the model is employed for feature fusion and botnet detection, an Extra Tree classifier is attached for node classification.

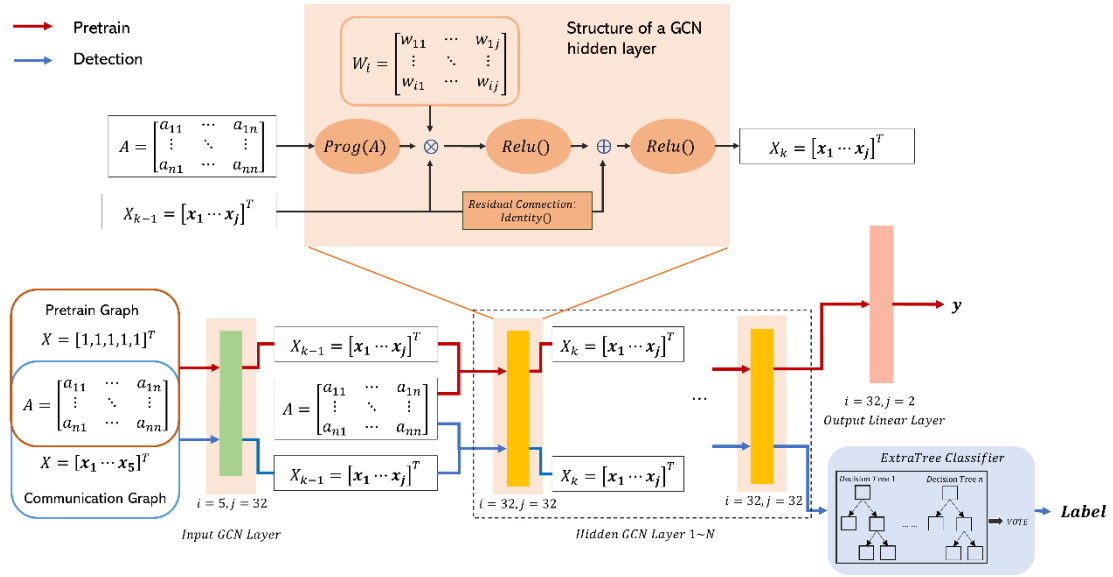


Figure 2 The structure of the pre-trained GCN. Here,  $A$  represents the adjacency matrix of the communication graph.  $X$  denotes the feature vector of the nodes in the communication graph.  $n$  stands for the total number of nodes.  $X_k$  represents the node embedding at the  $k$ th layer,  $Prog(A)$  refers to the message propagation function introduced in section 3.3.1,  $Relu()$  is the activation function.  $i$  and  $j$  represent the input and output dimensions of a layer, respectively.

### 3.3.2 Pretraining of the GCN

During the pre-training phase of GCN, we utilize the public graph dataset provided in [16]. This dataset is divided into two sub-datasets: P2P architecture botnet and C2 architecture botnet. The authors have removed all traffic flow from the dataset, retaining only the graph connection information. The dataset has a balanced number of positive and negative samples in this dataset, making it suitable for GCN training.

As shown by the red box and arrows in Figure 2, during the pre-training phase, the node features are an all-one valued vector, i.e.,  $x = [1, 1, \dots, 1]$ , meaning that the flow features are not introduced. In this case, changes of the weight matrix are induced only by the adjacency matrix. Thus, the GCN only learns the botnet topology features. In the training process, we use the Early Stopping strategy to prevent overfitting. The accuracy of the model during pre-training is over 98.9%, indicating that the model has effectively learned topology features. After pre-training, the parameters of the GCN network are frozen and will not change when running in our botnet detection framework.

### 3.3.3 GCN model for the detection of C2 and P2P botnets

In the design of the GCN model, the number of layers significantly influences the model capacity. We hope that during pre-training, the GCN learns botnet topology features sufficiently. Meanwhile, the pre-trained GCN can efficiently integrate flow features and topology features. Study from [13] demonstrates that for a simple topology feature learning task, merely adding the number of GCN layers from 1 to 4 can decrease the test loss to  $10^{-3}$  of the initial value. This fact underlines that an increase in layer amount can enhance the topology feature extraction capacity of the model.

C2 and P2P botnet architectures are different. The former incorporates a central master, branching out in a star-like pattern. Conversely, the latter exhibits a mesh structure where each node potentially expands outward with infected nodes, making the structure more complex. Basing on the structure characteristic of the two kinds of botnets, we think that P2P botnets require more GCN layers than C2 botnets when extracting topology features using GCN.

The message propagation mechanism allows the behaviors of malicious nodes to be transmitted to their surrounding nodes. With  $k$  layers of GCN, message from nodes within  $k$ -hops will be aggregated. Too many layers cause those nodes far from the anomaly nodes be affected during feature fusion. Considering this fact, the number of GCN layers needs to be controlled within a certain range.

Taking all the above considerations into account and combining with experiments, we have chosen a 12-layer GCN to extract C2 botnet features, and a 24-layer GCN to extract P2P botnet features.

### 3.3.4 Normalization of fused features

In high-speed networks, the volume of traffic flows is generally higher than in low-speed networks. Hence the statistical flow features may have different distribution in the two kind of networks. Model trained with features from high-speed networks may not work well in low-speed networks. To prevent model failure caused by change of network environment, we performed Min-Max Normalization on the fused features. This will convert each element of feature vector to the 0-100 range. The conversion

formula is shown as equation (2).

$$\hat{x}_i = \frac{x_i - x_{min}}{x_{max} - x_{min}} \times 100 \quad (1)$$

where  $\hat{x}_i$  is the normalized value of the  $i$ -th dimension in the feature vector  $X$ .  $x_i$  is the value before normalization of the  $i$ -th dimension in the feature vector  $X$ .  $x_{min}$  and  $x_{max}$  are the minimum and maximum values in the feature vector, respectively.

## 4 Experiment

### 4.1 Dataset and evaluation metrics

In our experiment, we use two public datasets, with details as follows:

(1) ISCX 2014[5]. This dataset is a comprehensive network traffic dataset that employs an overlay methodology to integrate three different datasets: the ISOT dataset [27], the ISCX 2012 IDS dataset [28], and the botnet traffic generated by the Malware Capture Facility Project[29]. A significant advantage of this dataset is its rich variety of botnet types, including seven C2 botnets and eight P2P botnets.

(2) CTU-13-Graphs [16]. This dataset is a graph dataset, without any flow information. It comprises botnet traffic extracted from the original CTU-13 [26] flow data and background traffic acquired from the 2018 CAIDA [34] dataset. The authors of the dataset balanced the number of legitimate and malicious nodes and divided it into two sub-datasets according to the architecture of the botnet: a P2P dataset and a C2 dataset. This makes the dataset suitable for training GNN under the two different architectures.

The composition of the datasets used in our experiment is shown in Table 1. Here, the Graphs\_C2\_Ds is used for pre-training the GCN under the C2 architecture, while the Graphs\_P2P\_Ds is used for pre-training the GCN under the P2P architecture. The ISCX 2014 dataset is used for the final training and testing of the classification model.

As the detection model in our study needs to detect botnets of C2 and P2P architectures separately, we need to split ISCX dataset into two sub-datasets with botnets under one single architecture. Since each malicious node in the ISCX dataset is infected by only one type of Bots, i.e., either C2 or P2P, we can collect the P2P botnet traffic and C2 botnet traffic in different sub-datasets, and we retain all legitimate traffic in the two sub-datasets. By this way, we separate the ISCX dataset into C2\_Ds and P2P\_Ds, respectively.

Table 1 the dataset used in our experiment

| Dataset Rename | Dataset Composition      | Purpose               | Bot Types  | #Bots |
|----------------|--------------------------|-----------------------|--|-------|
| Graph_C2_Ds    | C2 in CTU-13-Graphs[16]  | Pre-train GCN for C2  | Neris, Rbot, Sogou, Virut, Menti, Murlo  | 9278  |
| Graph_P2P_Ds   | P2P in CTU-13-Graphs[16] | Pre-train GCN for P2P | NSIS.ay  | 9620  |
| C2_Ds          | C2 in ISCX [5]           | C2 validation         | Neris, Rbot, Virut, Menti, Sogou, Murlo, Tbot, Zeus                              | 30    |
| P2P_Ds         | P2P in ISCX [5]          | P2P validation        | Zeus, NSIS, Zero Access, Weasel, Black hole, Smoke Bot, Osx_trojan, ISCX IRC bot | 16    |

We utilized various metrics to evaluate the performance of the model, including accuracy, recall, false positive rate (FPR), F1-score, and ROC-AUC. Recall is the proportion of malicious nodes detected; FPR describes the proportion of legitimate nodes misclassify as bot nodes; F1-score is the harmonic mean of precision and recall; and ROC-AUC represents the area under the ROC curve, which intuitively describes the model’s capability to distinguish positive and negative samples.



## 4.2 Experiment setup

The experiment codes are written in Python 3.10, using the PyTorch library and PyTorch Geometric library for GNN training, and the sklearn library for machine learning model training. The experiments are executed on an Ubuntu-22.04 virtual environment, equipped with a 2.50 GHz 12th Gen Intel® Core™ i5-12400 processor and 32GB RAM. The hyperparameters used for the GCN network in the experiment are shown as Table 2.

Table 2 hyperparameters of GCN per-training

| No. Layers              | No. Hidden Channels | Learning Rate | Activation Func. | Optimizer |
|-------------------------|---------------------|---------------|------------------|-----------|
| 12 for C2<br>24 for P2P | 32                  | 0.003         | ReLu ()          | Adam      |

We design 5 experiments as follows:

- 1) **Comparison with Other Methods:** We compare our method with the state-of-the-art flow-based, topology-based and GCN based models.
- 2) **Ablation Experiment:** We compared detection results using only flow features, purely topology features from GCN, and the fused features of both.
- 3) **Flow Feature Effectiveness Experiment:** We compare the effectiveness of the flow features used in our method to those used in other flow-based detection methods.
- 4) **GCN Network Experiment:** We pretrain GCN with different numbers of layers for the C2 and P2P architecture botnet detections and identify the optimal number of GCN layers.
- 5) **Classifier Comparison Experiment:** We compare 5 classification models: Extra Tree, Adaboost, Naïve Bayes, SVM, and MLP, to determine which model could achieve the best effect.

## 4.3 Results

### (1) Comparison with Other Methods

In this experiment, we compare our method with the current best-performing botnet detection methods based on flow or topology features, respectively under the C2 and P2P architectures. We performed a 10-fold cross-validation on the C2\_Ds and P2P\_Ds datasets, averaging the results from the 10 detection iterations for each metric. Under the C2 and P2P architectures, the GCN model has 12 and 24 layers respectively and has been pre-trained using the corresponding dataset.

As for flow-based comparative methods we choose three detection models, i.e. Alauthaman et al.[20], D. Zhao et al.[27] and Kirubavathi et al.[10]. Additionally, we include a conversation-based detection method from Chen et al. [21]. As for topology-based comparative methods, we choose Alharbi et al. [22] which uses conventional topology features, and Zhou et al. [16] which is a GCN based detection method. We also compare our method with Wang et al.[24] which is a detection model combining flow and topology features. We will briefly introduce each comparison method and its applicable botnet architecture.

**Alauthaman et al. [20]:** This method extracted a comprehensive array of flow features, such as the number of packets, average packet length, average connection time, etc., to train a fully connected neural network for node classification. It is designed for P2P botnet architecture.

**D. Zhao et al.[27]:** This method extracted traffic features like the variance and mean of packet length, packet transmission rate, etc., to train a decision tree for classification. It is intended for C2 botnet architecture.

**Kirubavathi et al.[10]:** This method extracted only four features pertaining to small packets (packet length between 40-320 bytes) and used a naive Bayes classifier for classification. This method is applicable to both C2 and P2P botnet architectures.

**Chen et al. [21]:** This method extracted features such as the standard deviation of bytes transmitted within each conversation, and the classification model was Adaboost. It is suitable for both C2 and P2P botnet architectures.

**Alharbi et al. [22]:** This method extracted the in-degree, out-degree, and centrality of nodes in a communication graph as topology features, and then used Extra Tree to classify nodes. it is suitable for C2 botnet architecture.

**Zhou et al. [16]:** This method used only topological information from the network communication graph to train a 12-layer GCN model for node classification, which can detect botnets with both C2 and P2P architectures.

**Wang et al.[24]:** This method employed two flow-based models and one graph-based model. The three models voted for the malicious nodes. This method is applicable to both C2 and P2P architectures.

The comparison results are shown in Table 3 and

Table 4. In both architectures, the node classification model using GCN [16] is invalid because of the dataset imbalance. Thus, the F1-score of this method could not be calculated. This also shows the necessity of pre-training the GCN with a balanced dataset. Among the other comparison methods, in the C2 architecture, the detection effect of methods introducing topology features was generally better than flow-based methods. Our method achieves the best results in all metrics. In the P2P architecture, our method achieves the highest accuracy and recall, and the F1-score ranked the second. Overall, our method has better capabilities in identifying malicious nodes while ensuring precision.

In terms of time cost, both flow-based and conversation-based methods have a time overhead of less than 1s, while the method based on traditional graph features has a time overhead of nearly 50s, significantly higher than other methods. Our method and the method using GCN have a time overhead of 1~2s, satisfying the real-time detection requirements.

Table 3 Comparison with other methods on C2 topology

| Method                 | Type            | Accuracy      | Recall        | F1            | Running time(s) |
|------------------------|-----------------|---------------|---------------|---------------|-----------------|
| D. Zhao et al. [27]    | Flow            | 0.8318        | 0.8251        | 0.8274        | 0.492s          |
| Chen et al.[21]        | Conversation    | 0.8884        | 0.7810        | 0.8226        | 0.627s          |
| Kirubavathi et al.[10] | Flow            | 0.8065        | 0.7651        | 0.7829        | <b>0.403s</b>   |
| Alharbi et al. [22]    | Topology        | 0.9779        | 0.8176        | 0.8534        | 46.333s         |
| Zhou et al. [16]       | Topology (GCN)  | 0.9931        | 0.0           | -             | 1.710s          |
| Wang et al.[24]        | Topology + Flow | 0.9698        | 0.8823        | 0.8333        | 21.230s         |
| <b>Ours</b>            | Topology + Flow | <b>0.9885</b> | <b>0.9290</b> | <b>0.9276</b> | 1.997s          |

Table 4 Comparison with other methods on P2P topology

| Method                 | Type            | Accuracy      | Recall        | F1            | Running time(s) |
|------------------------|-----------------|---------------|---------------|---------------|-----------------|
| Alauthaman et al.[20]  | Flow            | 0.9730        | 0.9126        | <b>0.9419</b> | <b>0.145s</b>   |
| Kirubavathi et al.[10] | Flow            | 0.9470        | 0.8337        | 0.8755        | 0.232s          |
| Chen et al.[21]        | Conversation    | 0.8928        | 0.8733        | 0.8734        | 0.307s          |
| Zhou et al. [16]       | Topology (GCN)  | 0.9930        | 0.0           | -             | 1.513s          |
| Wang et al.[24]        | Topology + Flow | 0.9713        | 0.5384        | 0.5833        | 18.230s         |
| <b>Ours</b>            | Topology + Flow | <b>0.9910</b> | <b>0.9466</b> | 0.9235        | 1.801s          |

## (2) Ablation Experiments

We compare the detection effect of models using: (1) only the flow features, (2) only the GCN topology features, and (3) the fusion of the two kinds of features. The C2\_Ds dataset is used for the C2 architecture, and the P2P\_Ds dataset is used for the P2P architecture. Detection results are validated using a 10-fold cross-validation method. The experiment results shown in Figure 3 and Figure 4 demonstrate that model using fused features are significantly superior to the model using only the topology feature in both architectures. On the other hand, compared to using only the flow features, utilizing the fused features significantly improved the recall and F1-score under both architectures, indicating that the model has better capabilities for identifying malicious nodes. These results prove the effectiveness of the feature fusion method proposed in this paper.

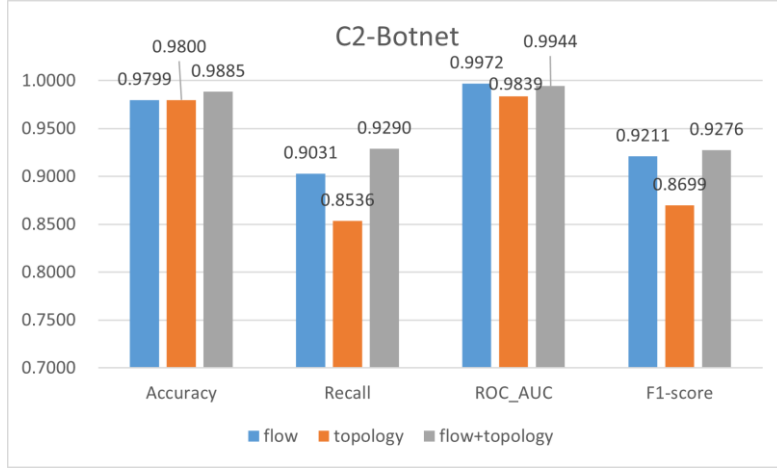


Figure 3 Ablation experiment under C2 topology

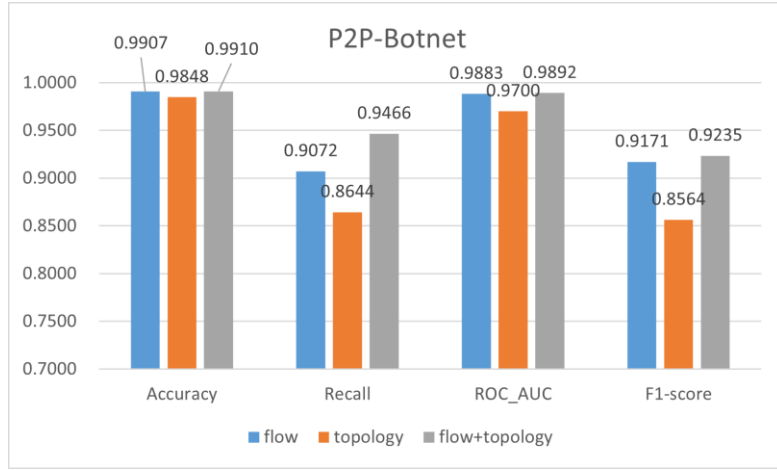


Figure 4 Ablation experiment under P2P topology

### (3) Flow Feature Effectiveness Experiment

In this experiment, we aim to illustrate the effectiveness of the five flow features we selected. We employed a 10-fold cross-validation on C2\_Ds and P2P\_Ds to compare the flow features we use against those used by other flow-based methods. Figure 5 shows the specific comparative results. In the C2 botnet architecture, the features we designed significantly outperform other methods in all metrics. In the P2P botnet architecture, the features we designed also achieved excellent results that were almost identical to the best-performing features designed by Alauthaman et al.[20]. The time overhead comparison of extracting each feature in one-minute time window is shown in Table 5. The five features we designed achieved the fewest time consumption. Overall, the five features used in our method have the shortest processing time and

exhibit good detection performance in botnets of different architectures.

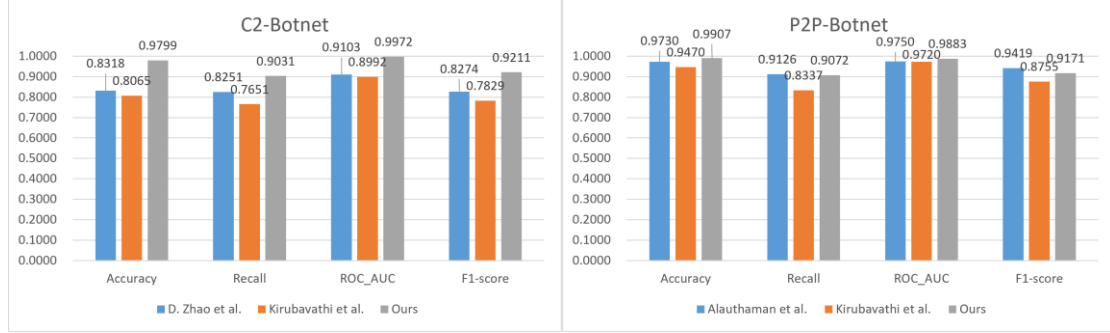


Figure 5 Comparison of flow feature effectiveness under C2 and P2P architectures

Table 5 Average feature extraction time Compared with other methods

| Method                 | Running time(s) |
|------------------------|-----------------|
| Alauthaman et al.[20]  | 0.145           |
| Kirubavathi et al.[10] | 0.299           |
| D. Zhao et al. [27]    | 0.503           |
| <b>ours</b>            | <b>0.088</b>    |

#### (4) GCN network experiment

This experiment aims to find out the optimal number of GCN layers under different network architectures. Specifically, we respectively pre-train GCNs of varying layers on Graph\_C2\_Ds and Graph\_P2P\_Ds. After pre-training, we employ the GCN models to extract fusion features from the corresponding architectural dataset (C2\_Ds/P2P\_Ds). Finally, we train the Extra Tree model to evaluate the effect of different fusion features from GCNs with various layer counts.

For the C2 architecture, we experiment with 10, 12, 14, and 16 GCN layers. For the P2P architecture, given its more divergent structure, which needs deeper network to extract topology features, we test GCNs with 16, 20, 24, and 28 layers.

From Figure 6 and Figure 7, we can see that under the C2 architecture, the most suitable number of GCN layers for feature fusion is 12; under the P2P architecture network, the malicious nodes detection rate is roughly equivalent when GCN layer count varies. However, using fusion features from a 24-layer GCN results in the lowest

false positive rate and the highest AUC-ROC. In summary, we choose a 12-layer GCN for C2 architecture, and a 24-layer GCN for P2P architecture.

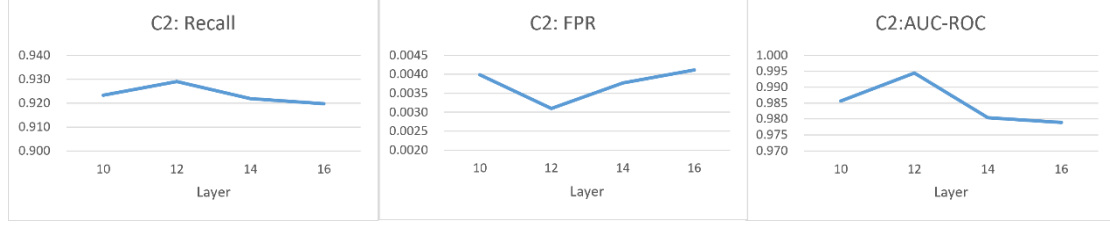


Figure 6 under the C2 architecture, detection effectiveness using features fused by GCN of various layer counts

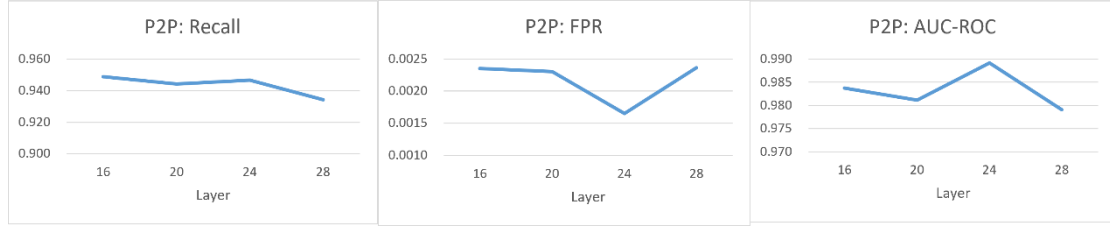


Figure 7 under the P2P architecture, detection effectiveness using features fused by GCN of various layer counts.

### (5) Classifier comparison experiment

In this experiment, we select five widely used and effective machine learning models, i.e., Extra Tree, AdaBoost, Naive Bayes, SVM, and MLP with 12 hidden layers. We test the classification performance of different models using the fused features on C2\_Ds. The results in Table 6 show that the Extra Tree classifier performs the best overall, so we choose it as our final classifier.

Table 6 detection effect comparison of different machine learning models

| Classifier             | Recall        | FPR          | AUC           |
|------------------------|---------------|--------------|---------------|
| <b>Extra Tree</b>      | <b>94.66%</b> | <b>0.16%</b> | <b>98.92%</b> |
| AdaBoost               | 94.47%        | 3.60%        | 98.55%        |
| Naive Bayes            | 83.42%        | 10.85%       | 94.85%        |
| SVM                    | 66.17%        | 21.59%       | 67.59%        |
| MLP (12 hidden layers) | 82.86%        | 0.17%        | 97.89%        |

## 5 Conclusions

In this paper, we present an innovative approach that integrates flow features and topology features for botnet detection. We leverage the message propagating mechanism of GCN to extract topology features and fuse them with flow features for detection.

First, we design five easily accessible yet hard-to-evade features. Then we construct the network communication graphs which integrate the flow features and the connection topology of nodes. For the issue of GCN training on imbalanced datasets, we pre-trained GCN using balanced graph datasets, enabling its capacity of topology features extraction. This pre-trained GCN is then used for feature fusion. Our model, by using varying numbers of GCN layers, demonstrates flexibility in detecting botnets under both C2 and P2P architectures. Experimental results indicate that our method outperform current state-of-the-art methods under C2 and P2P architectures. Additionally, our approach demonstrates commendable real-time performance.

In future work, we aim to expand our model to enable simultaneous detection of botnets under both C2 and P2P architectures, thereby extending its applicability.

## References

- [1] D. Plohmann, Gerhards-Padilla, F. Leder, Botnets: Detection, Measurement, Disinfection & Defence, Technical Report, The European Network and Information Security Agency (ENISA), 2011.
- [2] Botnets as a Vehicle for Online Crime – Coordination Center. N. Ianelli and A. Hackworth CERT cMellon University, Carnegie CERT (2005)
- [3] P. Bacher, T. Holz, M. Kotter, G. Wicherski, Know Your Enemy: Tracking Botnets (using honeynets to learn more about bots), Technical Report, The Honeynet Project, 2008.



- [4] F.C Freiling, T. Holz, G. Wicherski, Botnet tracking: exploring a root-cause methodology to prevent distributed denial-of-service attacks, in: S. de Capitani di Vimercati, P. Syverson, D. Gollmann (Eds.), Computer Security ESORICS 2005, Lecture Notes in Computer Science, vol. 3679, Springer, Berlin/Heidelberg, 2005, pp. 319–335. [10.1007/11555827\\_19](https://doi.org/10.1007/11555827_19).
- [5] E. Biglar Beigi, H. Hadian Jazi, N. Stakhanova and A. A. Ghorbani, "Towards effective feature selection in machine learning-based botnet detection approaches." Communications and Network Security (CNS), 2014 IEEE Conference on. IEEE, 2014.
- [6] Sérgio S.C. Silva, Rodrigo M.P. Silva, Raquel C.G. Pinto, Ronaldo M. Salles, Botnets: A survey, Computer Networks, Volume 57, Issue 2, 2013, Pages 378-403, ISSN 1389-1286, <https://doi.org/10.1016/j.comnet.2012.07.021>.
- [7] J. Felix, C. Joseph, A. Ghorbani, Group Behavior Metrics for P2P Botnet Detection, Vol. 7618 of Lecture Notes in Computer Science, Springer Berlin Heidelberg, 2012, book section 9, pp. 93–104. doi:10.1007/978-3-642-34129-8\_9. URL [http://dx.doi.org/10.1007/978-3-642-34129-8\\_9](http://dx.doi.org/10.1007/978-3-642-34129-8_9)
- [8] Alauthman, Mohammad, et al. "An efficient reinforcement learning-based Botnet detection approach." Journal of Network and Computer Applications 150 (2020): 102479.
- [9] Al Shorman, Amaal, Hossam Faris, and Ibrahim Aljarah. "Unsupervised intelligent system based on one class support vector machine and Grey Wolf optimization for IoT botnet detection." *Journal of Ambient Intelligence and Humanized Computing* 11 (2020): 2809-2825.
- [10] Kirubavathi, G., and R. Anitha. "Botnet detection via mining of traffic flow characteristics." *Computers & Electrical Engineering* 50 (2016): 91-101.
- [11] Abou Daya, Abbas, et al. "BotChase: Graph-based bot detection using machine learning." *IEEE Transactions on Network and Service Management* 17.1 (2020): 15-29.
- [12] Chowdhury, Sudipta, et al. "Botnet detection using graph-based feature clustering." *Journal of Big Data* 4 (2017): 1-23.

- [13] Dehmamy, Nima, Albert-László Barabási, and Rose Yu. "Understanding the representation power of graph neural networks in learning graph topology." *Advances in Neural Information Processing Systems* 32 (2019).
- [14] Kipf, Thomas N., and Max Welling. "Semi-supervised classification with graph convolutional networks." *arXiv preprint arXiv:1609.02907* (2016).
- [15] Lo, Wai Weng, et al. "XG-BoT: An explainable deep graph neural network for botnet detection and forensics." *Internet of Things* 22 (2023): 100747.
- [16] Zhou, Jiawei, et al. "Automating botnet detection with graph neural networks." *arXiv preprint arXiv:2003.06344* (2020).
- [17] Alani, Mohammed M. "BotStop: Packet-based efficient and explainable IoT botnet detection using machine learning." *Computer Communications* 193 (2022): 53-62.
- [18] Zeidanloo, Hossein Rouhani, et al. "Botnet detection based on traffic monitoring." 2010 International Conference on Networking and Information Technology. IEEE, 2010.
- [19] Saad, Sherif, et al. "Detecting P2P botnets through network behavior analysis and machine learning." 2011 Ninth annual international conference on privacy, security and trust. IEEE, 2011.
- [20] Alauthaman, Mohammad, et al. "A P2P Botnet detection scheme based on decision tree and adaptive multilayer neural networks." *Neural Computing and Applications* 29 (2018): 991-1004.
- [21] Chen, Ruidong, et al. "An effective conversation-based botnet detection method." *Mathematical Problems in Engineering* 2017 (2017).
- [22] Alharbi, Afnan, and Khalid Alsubhi. "Botnet detection approach using graph-based machine learning." *IEEE Access* 9 (2021): 99166-99180.
- [23] Zhao, Jun, et al. "Multi-attributed heterogeneous graph convolutional network for bot detection." *Information Sciences* 537 (2020): 380-393.
- [24] Wang, Wei, et al. "BotMark: Automated botnet detection with hybrid analysis of flow-based and graph-based traffic behaviors." *Information Sciences* 511 (2020): 284-296.

- [25] F. Scarselli, M. Gori, A. C. Tsoi, M. Hagenbuchner and G. Monfardini, "The Graph Neural Network Model," in IEEE Transactions on Neural Networks, vol. 20, no. 1, pp. 61-80, Jan. 2009, doi: 10.1109/TNN.2008.2005605.
- [26] Garcia, Sebastian, et al. "An empirical comparison of botnet detection methods." computers & security 45 (2014): 100-123.
- [27] D. Zhao, I. Traore, B. Sayed, W. Lu, S. Saad, A. Ghorbani, and D. Garant, "Botnet detection based on traffic behavior analysis and flow intervals," Computers & Security, 2013.
- [28] A. Shiravi, H. Shiravi, M. Tavallaei, and A. A. Ghorbani, "Toward developing a systematic approach to generate benchmark datasets for intrusion detection," Computers & Security, vol. 31, no. 3, pp. 357–374, 2012.
- [29] S. Garcia, "Malware capture facility project", 2013. <https://mcfp.weebly.com/>
- [30] François, Jérôme, et al. "BotTrack: tracking botnets using NetFlow and PageRank." NETWORKING 2011: 10th International IFIP TC 6 Networking Conference, Valencia, Spain, May 9-13, 2011, Proceedings, Part I 10. Springer Berlin Heidelberg, 2011.
- [31] Zhang, Bonan, et al. "A practical botnet traffic detection system using gnn." Cyberspace Safety and Security: 13th International Symposium, CSS 2021, Virtual Event, November 9–11, 2021, Proceedings 13. Springer International Publishing, 2022.
- [32] Geurts, Pierre, Damien Ernst, and Louis Wehenkel. "Extremely randomized trees." Machine learning 63 (2006): 3-42.
- [33] He, Kaiming, et al. "Deep residual learning for image recognition." Proceedings of the IEEE conference on computer vision and pattern recognition. 2016.
- [34] CAIDA. "The caida ucsd anonymized internet traces", Central for Applied Internet Data Analysis, 2018. [https://www.caida.org/data/passive/passive\\_dataset.xml](https://www.caida.org/data/passive/passive_dataset.xml).