

Hidden Markov Models with Random Restarts vs Boosting for Malware Detection

Aditya Raghavan* Fabio Di Troia* Mark Stamp*[†]

Abstract

Effective and efficient malware detection is at the forefront of research into building secure digital systems. As with many other fields, malware detection research has seen a dramatic increase in the application of machine learning algorithms. One machine learning technique that has been used widely in the field of pattern matching in general—and malware detection in particular—is hidden Markov models (HMMs). HMM training is based on a hill climb, and hence we can often improve a model by training multiple times with different initial values. In this research, we compare boosted HMMs (using AdaBoost) to HMMs trained with multiple random restarts, in the context of malware detection. These techniques are applied to a variety of challenging malware datasets. We find that random restarts perform surprisingly well in comparison to boosting. Only in the most difficult “cold start” cases (where training data is severely limited) does boosting appear to offer sufficient improvement to justify its higher computational cost in the scoring phase.

1 Introduction

As of 2017, about 54% of households worldwide had access to the Internet [21]. In terms of raw numbers, the count of Internet users has increased from around 1 billion in 2005 to almost 3.6 billion in 2017 [45]. This trend of digitalization is sure to continue over the coming years, and soon virtually the entire world will be connected to the Internet.

The proliferation of computers and the widespread use of the Internet have resulted in the digitalization of many services. Business applications are obvious, but highly digitized services also include essentials such as the power grid, dams, traffic lights, and so on. The Internet of Things (IoT) promises to connect nearly every aspect of life to the Internet—as of 2018, there are

*Department of Computer Science, San Jose State University

[†]mark.stamp@sjsu.edu

about 23 billion IoT connected devices [44]. This reliance on digitalization and automation brings with it a set of challenges, and chief among these challenges is digital security.

Today, bad actors can exploit our reliance on technology for financial gain, and there are credible predictions of cyber-warfare being a leading mode of attack in future conflicts [35]. Malicious software, or malware, is the driving force behind a vast array of digital security issues.

According to [29], one in three computers worldwide is affected by malware. While the cost of malware is notoriously difficult to quantify, estimates are that financial losses due to cyber crime will reach a staggering \$6 trillion annually by the year 2021 [1]. Not surprisingly, spending on cyber defenses is also expected to increase—it is estimated that such expenditures will exceed \$1 trillion in 2021 [26].

A wide variety of different types of malware affect computing systems. Such malware includes adware, spyware, Trojans, viruses, worms, ransomware, and many others [16]. Antivirus software, firewalls, and intrusion detection systems are used in attempts to keep systems secure. Antivirus software generally relies primarily on signature detection (i.e., pattern matching) to detect malware. However, there are many advanced forms of malware that can evade signature-based detection [5].

Machine learning techniques can be used to improve on signature-based detection [4]. Hidden Markov models (HMMs) are one popular machine learning technique that has been successfully applied to the malware detection problem [2, 4, 33, 43], as well as a wide variety of other information security problems [3, 10, 14, 19, 27, 28, 30, 34, 38, 40, 41]. In this research, we consider the effectiveness of malware detection based on HMMs with multiple random restarts. We compare this random restarts approach to combining HMMs using the well-known AdaBoost algorithm [42]. Interestingly, it appears that boosted HMMs have not previously received much attention in the information security domain [13].

We consider a variety of experiments to compare multiple random restarts to boosted HMMs. Our experiments include the so-called “cold start” problem, where limited training data is available. We believe that all of our experiments provide realistic and challenging test cases for comparing the techniques under consideration.

The remainder of this paper is organized as follows. In Section 2, we provide relevant background information, including brief introductions to hidden Markov models and AdaBoost. Section 3 describes our experimental setup and results. In this section, we also provide some discussion and analysis of our results. Finally, in Section 4, we present our conclusion and mention possible future work.

2 Background

Machine learning can be viewed as a form of statistical discrimination where a “machine” or algorithm does the hard work, rather than a human analyst [43]. Complex problems such as character recognition and voice identification can be effectively solved using various machine learning techniques [11, 24]. In the field of information security, machine learning has become a fundamental tool in many areas of research, including malware detection and analysis, and intrusion detection [4, 13, 20].

Next, we briefly introduce hidden Markov models and AdaBoost. These are both popular machine learning techniques that have found widespread application to problems in information security.

2.1 Hidden Markov Model

In a Markov process of order one, the current state depends only on the previous state, and the state transition probabilities are based on fixed, discrete probability distributions. As the name suggests, in a hidden Markov model, we cannot directly observe the state sequence, but we do have access to a series of observations that are related to the hidden states via discrete probability distributions. A generic view of an HMM is given in Figure 1, with the relevant notation defined in Table 1.

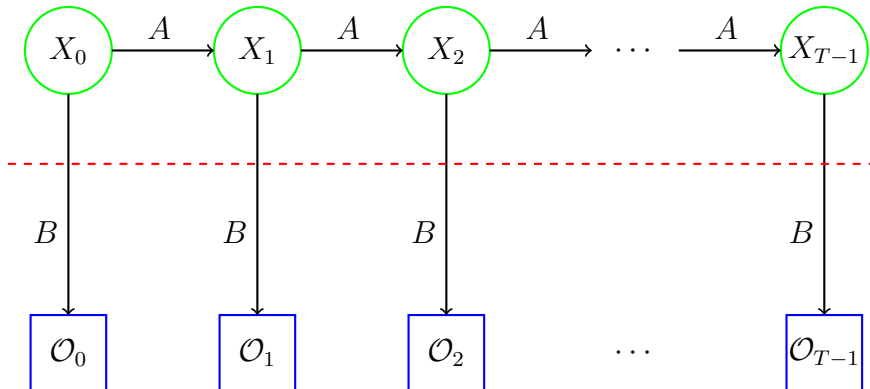


Figure 1: Hidden Markov model

Using the notation in Table 1, the state transition matrix A is of size $N \times N$, the observation probability matrix B is $N \times M$, and the initial distribution matrix π is $1 \times N$. These matrices are all row stochastic, and they define an HMM; thus, we denote an HMM as $\lambda = (A, B, \pi)$.

The HMM training process is a hill climb, and we typically initialize the elements of A , B , and π to approximately uniform, that is, $a_{i,j} \approx 1/N$,

Table 1: HMM notation

Notation	Description
T	Length of the observation sequence
N	Number of states in the model
M	Number of observation symbols
Q	Distinct states of the Markov process, q_0, q_1, \dots, q_{N-1}
V	Possible observations, assumed to be $0, 1, \dots, M - 1$
A	State transition probabilities
B	Observation probability matrix
π	Initial state distribution
\mathcal{O}	Observation sequence, $\mathcal{O}_0, \mathcal{O}_1, \dots, \mathcal{O}_{T-1}$

$b_{i,j} \approx 1/M$ and $\pi_{1,j} \approx 1/N$, with the row stochastic requirement enforced. Since HMM training is a hill climb, we might obtain better results by training multiple models with different initial values, and selecting the best of the resulting models. Such an ‘‘HMM with random restarts’’ approach has been used, for example, in the analysis of classic substitution ciphers [9, 46]. However, as far as the authors are aware, such an approach has not been explicitly applied in the field of malware detection.

Previous research employing hidden Markov models includes a wide array of pattern matching problems. For example, HMMs have been used to distinguish handwritten letters with high accuracy [24]. Voice recognition is another area where HMMs are a reliable and strong performer [22]. And, as previously noted, HMMs are often used in malware research.

In this paper, we consider the malware detection problem and analyze the effectiveness of generating 1000 HMMs with random restarts. We compare this random restarts approach to the average case, where a single HMM is trained. We also consider the case where the 1000 HMMs are combined using AdaBoost.

Next, we briefly introduce the key ideas behind the AdaBoost algorithm. While AdaBoost is often used with decision trees, the technique will work with any type of classifiers—in this paper, the boosted classifiers are based on HMMs.

2.2 AdaBoost

Boosting is the process of combining multiple (weak) classifiers to obtain a stronger classifier. Any classifier that performs better than a coin flip can be used, and if a sufficient number of such classifiers are available, adaptive boosting, or AdaBoost, can generate an arbitrarily strong classifier [42]. There are

other boosting techniques, including extreme gradient boosting (XGBoost), but AdaBoost is certainly the best known boosting technique.

At each iteration, AdaBoost selects the “best” classifier from those available (i.e., unused), where “best” is defined as the classifier that most improves on the overall accuracy of the new, combined classifier. That is, AdaBoost greedily selects a classifier that does the most to improve on the current iteration of the constructed classifier. In AdaBoost the selected classifiers are combined as a weighted linear combination, where an optimal weight is calculated at each iteration, with all previously computed weights fixed. While AdaBoost has many desirable properties, one inherent problem is that errors in the training data tend to grow, due to the iterative nature of the algorithm.

Although AdaBoost is a greedy algorithm, it is worth noting that it is not a hill climb. Hence, at any given iteration, it is possible that the resulting classifier will be worse than at the previous iteration. Figure 2 shows the accuracy of AdaBoost as a function of the iteration number in three different cases. In each case, the same set of $n = 100$ labeled samples was used, with the number of (extremely weak) classifiers being $L = 250$, $L = 500$, and $L = 1000$ for the three different cases, which appear as the red, green, and blue graphs in Figure 2, respectively. The dips in the accuracy, can be fairly substantial, and if we do not have a sufficient number of classifiers available, the results will suffer, as can be seen by the $L = 250$ case in Figure 2. The tutorial [42] discusses these and related issues in more detail.

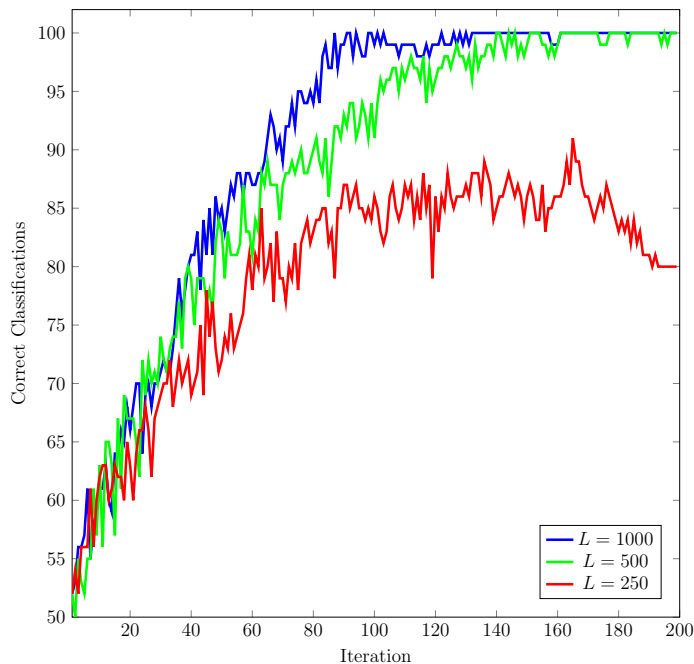


Figure 2: Correct classifications vs iteration [42]

There have been many successful applications of boosting algorithms. One such example uses AdaBoost to improve the selection of features in a vision based application [17]. Security-related applications of AdaBoost can be found in [13, 20], where several classifiers based on Gaussian mixture models are combined into a stronger classifier for network intrusion detection.

2.3 Evaluation Criteria

We use accuracy as an evaluation metric for some of the experimental results that we present in Section 3. For an experiment on a labeled dataset,

$$\text{accuracy} = \frac{\text{TP} + \text{TN}}{\text{TP} + \text{TN} + \text{FP} + \text{FN}}$$

where

TP = true positives, TN = true negatives
 FP = false positives, FN = false negatives

Accuracy is an intuitive measure, as it is simply the ratio of correct classifications to the total number of classifications.

We employ receiver operating characteristic (ROC) curve analysis in all of our experiments. An ROC curve is obtained from a scatterplot by graphing the true positive rate (TPR) versus the false positive rate (FPR) as the threshold varies through the range of values. These rates are computed as

$$\text{TPR} = \frac{\text{TP}}{\text{TP} + \text{FN}} \quad \text{and} \quad \text{FPR} = \frac{\text{FP}}{\text{FP} + \text{TN}}$$

The area under the ROC curve (AUC) ranges from 0 to 1, with 1 indicating ideal separation, that is, a threshold exists for which no misclassifications occur. An AUC of 0.5 indicates that the underlying binary classifier is no better than flipping a coin. Also, note that an AUC of $x < 0.5$ will yield an AUC of $1 - x > 0.5$ if we simply reverse the sense of the binary classifier. The AUC can be interpreted as the probability that a randomly selected positive instance scores higher than a randomly selected negative instance [12].

3 Experiments and Results

In this section, we give detailed experimental results comparing HMMs with multiple random restarts to boosted HMMs. First, we discuss the basic parameters of the experiments; then, we present three sets of experiments.

3.1 Dataset and Features

All of the experiments here are based on malware samples from the Malicia dataset [25], along with a representative collection of benign samples. The benign samples consist of Windows system 32 executables collected from a fresh install, while the malicious families are the following.

Cridex is a Trojan that creates a backdoor and collects sensitive information, such as details related to online banking. The resulting information can then be transmitted to a third party [15].

Harebot is a backdoor that can yield remote access to an infected system. Due to its large number of features, Harebot is also sometimes considered to be a rootkit [18].

Security Shield is a spyware Trojan that claims to be anti-virus software and reports fake virus detection results to the user. Security Shield attempts to coerce the user into purchasing software [36].

Zbot is a Trojan horse that compromises a system by downloading configuration files or updates. Zbot, which is also known as Zeus, is stealthy malware that attempts to hide in the file system [47].

ZeroAccess is a Trojan horse that makes use of an advanced rootkit to hide its presence. ZeroAccess can create a new (hidden) file system, install a backdoor, and download additional malware, among other features [48].

Table 2 lists the number of samples from each malware family considered, as well as the number of benign samples. Note that the number of benign samples is larger than the number of malware samples for three of the five malware families under consideration. All of our subsequent experiments and analysis are conducted on a per-family basis.

Table 2: Dataset

Family	Type	Samples
Cridex	Trojan	74
Harebot	Backdoor	53
Security Shield	Spyware	58
Zbot	Trojan	2316
ZeroAccess	Trojan	1305
Benign	—	107

Good detection results can be obtained for some of the larger families (e.g., ZeroAccess) in the Malicia dataset, but the smaller families (e.g., Cridex and Harebot) have been shown to be challenging [6, 7, 31, 32]. In addition, HMMs have generally been found to be competitive with many other proposed

malware detection techniques [8, 23, 37, 39]. Our initial experimental results, which appear below in Section 3.2, are consistent with this previous work. However, the main contribution of this paper is to be found in the relative differences between boosting and random restarts in the most challenging test cases, which are discussed in Sections 3.3 and 3.4.

The feature used in all of our experiments is the mnemonic opcode sequence. Following previous work, for each family, we use the top 30 most common opcodes, and group all remaining opcodes together as “other” [37]. Note that this will generally give us a different set of opcodes for each family, but the overlap between families is significant. For a typical set of experiments, the distinct top 30 opcodes and number of families that each appears in is given in Figure 3. In this case, we see that 22 of the top 30 opcodes are common to all five malware families.

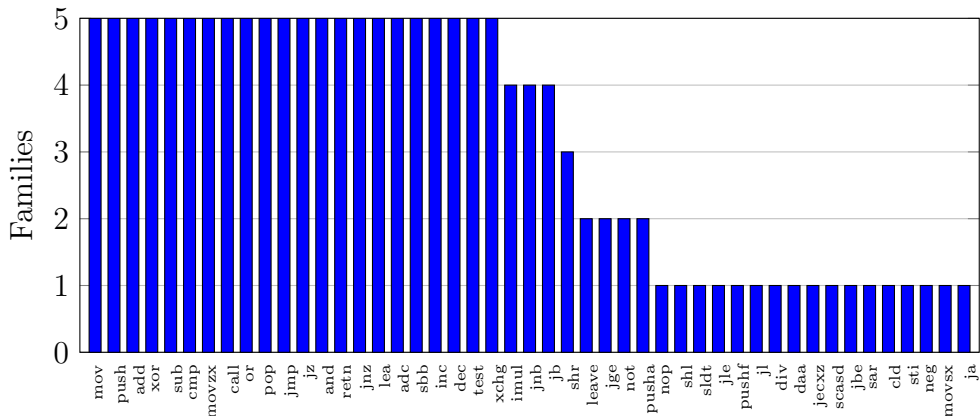


Figure 3: Number of families for each of top 30 opcodes

Executables are disassembled and mnemonic opcodes are extracted. Then the top 30 opcodes are determined, and any opcodes outside of the top 30 are replaced with “other.” The percentage of opcodes in each family that are found among the top 30 are given in Table 3. We see that in each case, the vast majority of opcodes lie within the top 30.

For all of the experiments reported below, we use 5-fold cross validation. Cross validation serves to smooth any bias in the data, and also provides us with the maximum possible number of independent test cases [43].

Again, all HMMs are trained on extracted opcode sequences. To score a given sample against a specific HMM, we extract the opcode sequence from the sample under analysis, and score the resulting sequence against the model, then normalize the score by the length of the opcode sequence. This gives us a log-likelihood per opcode (LLPO) score. Since an HMM score is length dependent, the LLPO score enables us to directly compare samples with differing numbers of opcodes.

Table 3: Top opcodes frequency

Family	Top 30 opcodes (percentage)
Cridex	95
Harebot	94
Security Shield	96
Zbot	94
ZeroAccess	96

3.2 Initial Experiments

For our initial set of experiments, we trained models on each of the malware families listed in Table 3 and computed the AUC statistic. In each case, we obtained results based on HMMs with 1000 random restarts, and also applied AdaBoost to classifiers based on these same 1000 HMM models. The results for all of these experiments are summarized in the form of a bar graph in Figure 4, where the “average HMM” is the average model over the 1000 HMMs. Thus, if we trained a single HMM, we would expect to obtain the results given by the average HMM case.

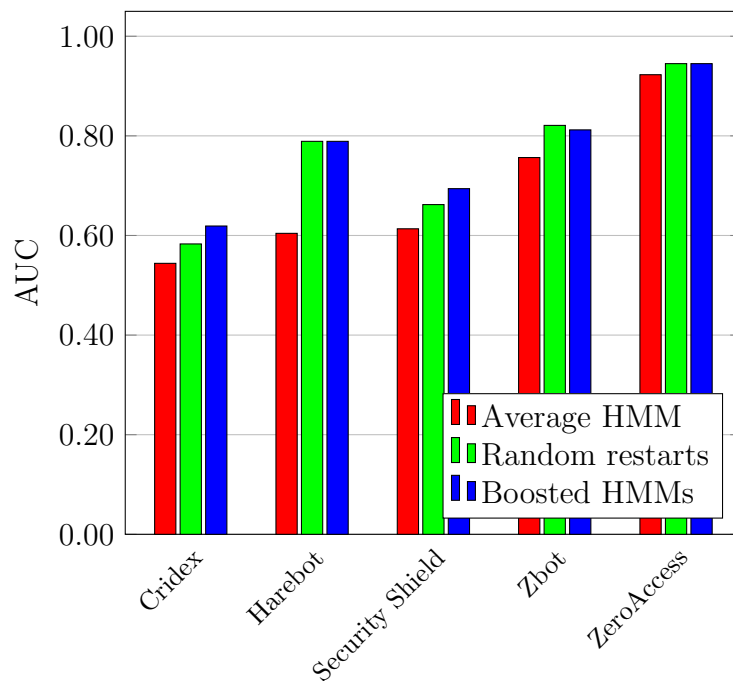


Figure 4: Initial experiments

From Figure 4 we see multiple random restarts generally yields a significantly stronger model, and hence would, typically, likely be well worth the additional (one time) work during the training phase. However, in most cases, boosting offered minimal improvement over random restarts. Specifically, boosting had little effect on the results for Harebot, Zbot, and ZeroAccess. On the other hand, for Cridex and Security Shield, boosting does provide some measurable improvement. Perhaps not surprisingly, it appears that the cases where boosting has something to offer are those where the non-boosted models are the weakest.

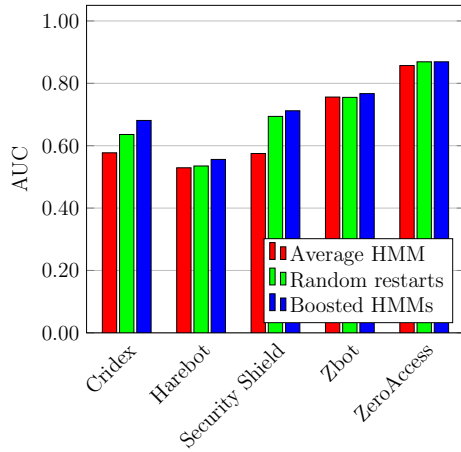
It is also worth noting that boosting can significantly increase the work factor at the scoring phase, since multiple HMMs are used in the boosted classifier. This additional work depends on the number of HMM classifiers used, and this can vary, as we select the optimal boosted classifiers (i.e., the intermediate boosted model that achieves the best results). For random restarts, we simply select the best model, and hence the scoring phase is no more costly than a single HMM. This points to an inherent advantage of the random restart case, and hence we would generally only select the boosted model in cases where the improvement is significant. As noted above, only Cridex and Security Shield offer any improvement due to boosting, and the improvement in both cases is modest. Therefore, we would argue that random restarts is the better choice in all cases considered in this section.

In subsequent experiments we compare boosting and random restarts in more challenging classification problems. Specifically, we consider the situation where the malware code is morphed, for the purpose of making detection more difficult. Then we consider the so-called cold start problem, where the training data is limited.

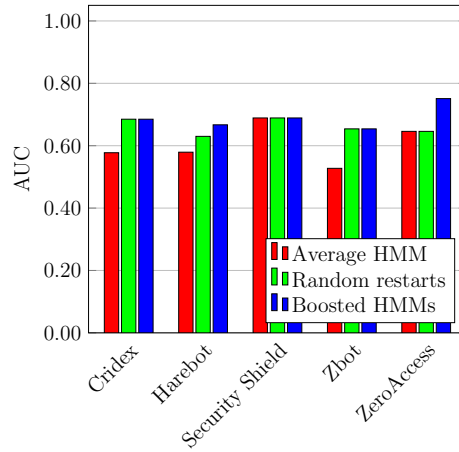
3.3 Morphing Experiments

For our next set of experiments, we simulate code morphing, that is, we simulate the case where the malware writer modifies the code in an attempt to make detection more difficult. Recall that we are considering detection based on differences in statistical properties of malware and benign opcode sequences. Therefore, we simulate the code morphing process by inserting opcode sequences extracted from benign samples into malware samples. This should have the desired effect of making the malware samples statistically more similar to the benign samples, and hence make them far more difficult to distinguish from benign.

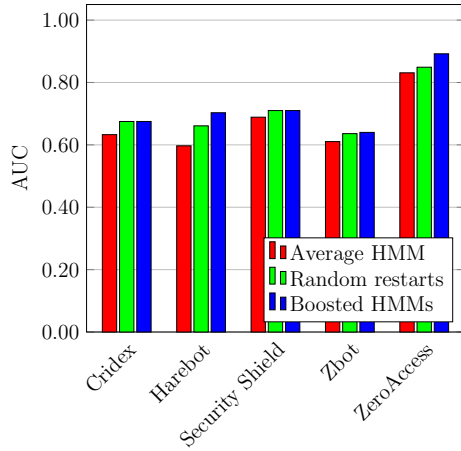
We consider three morphing cases. First, we insert benign code equivalent to 10% of the code, then we apply 50% morphing and, finally, we use 100% morphing. Note that, for example, in the 100% morphing case, the size of the opcode sequence doubles. Our experimental results for these three cases are summarized in Figure 5.



(a) Morphing at 10%



(b) Morphing at 50%



(c) Morphing at 100%

Figure 5: Morphing experiments

As with the previous experiments, the differences between the average HMM and the best of the random restarts model is generally significant. On the other hand, the differences between the random restarts and the boosted model are not large in most cases, but there are some cases where the differences are significant. For example, Cridex at 10% morphing and ZeroAccess at 50% morphing both show substantial improvement for the boosted models, as compared to random restarts. Interestingly, there does not seem to be a clear trend as to when boosting is likely to offer more than a marginal improvement. Again, we would likely choose random restarts in all of these cases, as the improvement provided by boosting is insufficient to justify the additional work required when scoring via boosted models.

3.4 Cold Start Problem

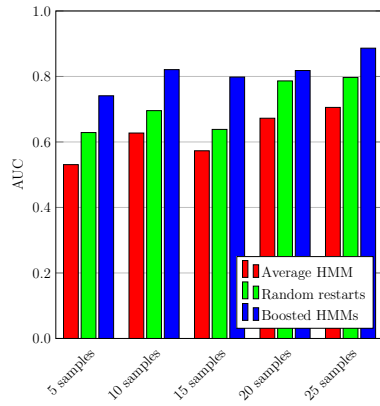
In machine learning, the cold start problem deals with the case where the training data is severely limited. This is of practical concern when attempting to detect malware, as initially we might only have a small number of samples available for training. In such cases, it would be important to know how much data is needed before reliable models can be generated. And, the cold start problem is particularly relevant to the research here, as we are considering methods to improve our classification results by training a large number of models. Intuitively, these techniques are likely to be most needed in marginal cases, and the cold start problem provides just such a case.

For our cold start experiments, we varied the training data size from 5 to 25 samples, in increments of 5. For the families with a large number of samples available (Zbot and ZeroAccess), we tested models on 200 malware samples in each case, so that the malware and benign sets are more in balance. For the remaining families (Cridex, Harebot, and Security Shield), which have few samples, we used all of the non-training sample for testing. Recall that we have 107 samples in our benign set.

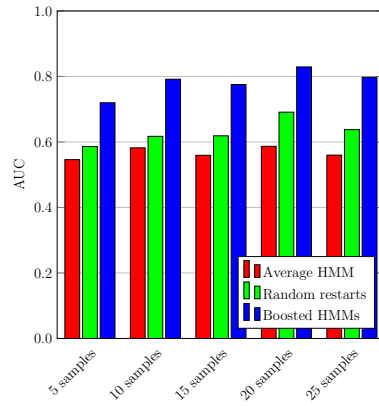
The results of our cold start experiments are summarized in Figures 6 and 7, in terms of AUC and accuracy, respectively. Note that each bar graph in both of these figures includes results for the typical HMM case (the red bar), as well as the result for the case where we select the best model from the random restarts (the green bar), and the case where we apply AdaBoost to the models (blue bar). All of these results are based on 1000 models, each generated with a random initialization for the HMM training.

The general trends for the AUC and accuracy results are similar, so we discuss only the accuracy graphs in Figure 7; similar comments hold for the the AUC graphs in Figure 6. For Cridex, Harebot, and Security Shield, we see a generally upward trend in Figures 7 (a), (b), and (c), respectively, as the number of training samples increases. For the ZeroAccess family in Figure 7 (e), we see little change, indicating that 5 samples is apparently sufficient to obtain essentially optimal results. The Zbot family in Figure 7 (d) is somewhat anomalous—and somewhat surprising—as we see a downward trend in the accuracy with an increase the number of training samples. The Zbot results in Figure 7 (d) seem to indicate that for this particular family, the models generated are unstable, in the sense that the models depend heavily on the specific samples selected for training.

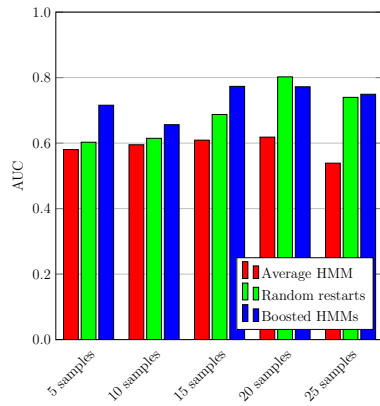
With respect to the three approaches considered in this section (i.e., typical hidden Markov model, multiple random restarts, and boosted HMMs), the results in Figure 7 show a significant advantage for multiple random restarts over the average HMM in almost every case. The advantage of boosting over multiple random restarts is certainly less pronounced, but is significant in some cases—and this advantage is generally greatest for the cases where



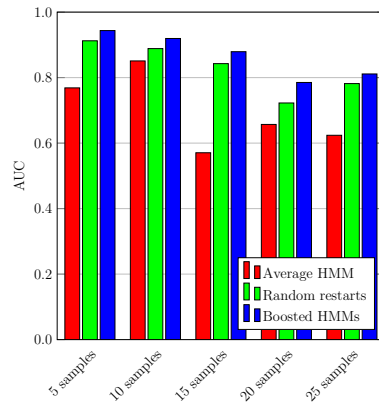
(a) Cridex



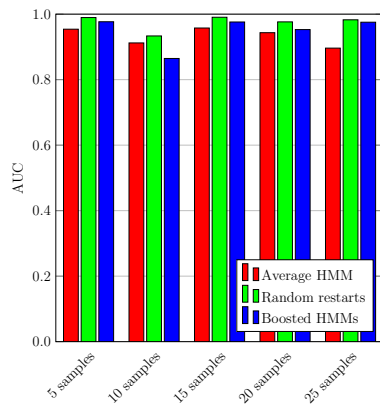
(b) Harebot



(c) Security Shield

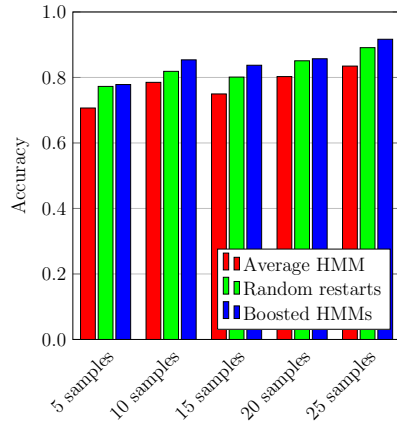


(d) Zbot

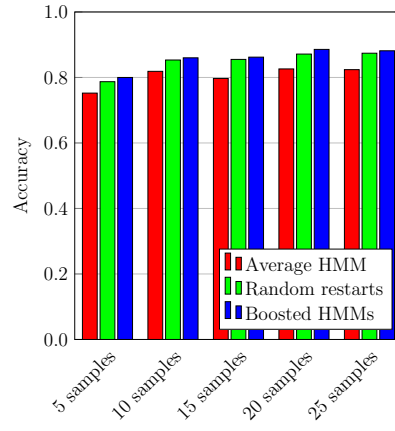


(e) ZeroAccess

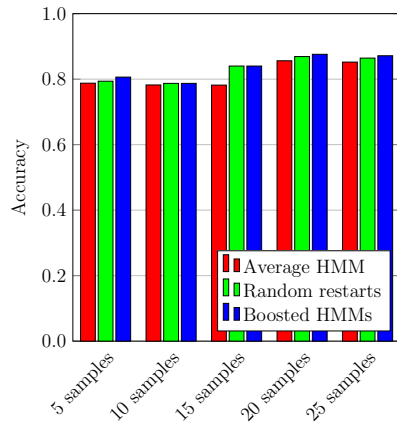
Figure 6: Cold start AUC results by family



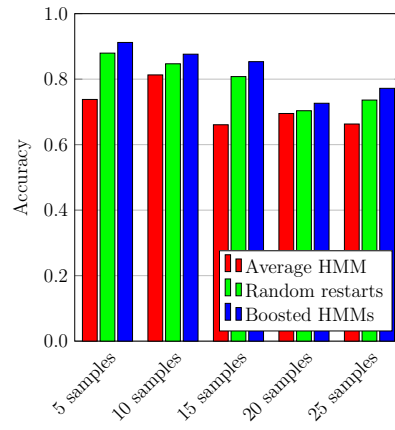
(a) Cridex



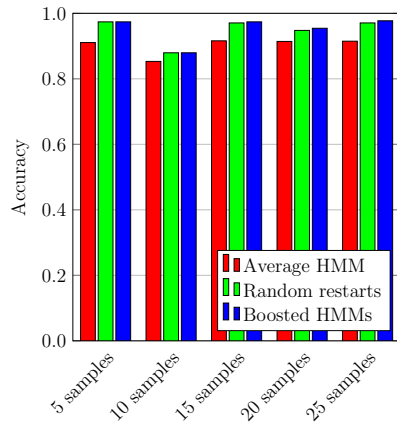
(b) Harebot



(c) Security Shield



(d) Zbot



(e) ZeroAccess

Figure 7: Cold start accuracy results by family

classification is the most challenging. These results indicate that boosting is likely to only be worthwhile in extremely challenging cases. Taking into account the additional work required for scoring using a boosted model only serves to further emphasize this point.

4 Conclusion and Future Work

With the increasing threat of malware, it is critically important to have the most efficient and effective malware detection techniques possible. In this paper, we have explored improved classifier methods based on hidden Markov models, using both random restarts and boosting. We found that training multiple HMMs with different initial values will generally yield significant improvement over generating a single HMM. Multiple random restarts adds work in the training phase, but the scoring phase is no more costly, since we use only a single HMM. Since training is one-time work, in many cases it would be reasonable to train a large number of models using random restarts.

For our boosting experiments, we used AdaBoost, which is straightforward and inexpensive in the training phase. The improvement offered by boosting over multiple random restarts was, in general, surprisingly small, but in some of the most challenging cases, boosting did offer a significant improvement. However, boosted classifiers are significantly more costly in the scoring phase, as a large number of models are typically used in the final boosted classifier. Furthermore, boosting is not particularly robust, in the sense that errors in the training data tend to grow when training the boosted classifier [42]. Consequently, we would likely only use boosting in situations where the improvement is significant, as compared to the non-boosted case.

For future work, it would be worthwhile to consider boosting for malware detection, based on machine learning models other than HMMs. It would also be interesting to consider data contamination attacks, which would tend to have a larger negative impact on boosted models than on non-boosted models. Under these and other scenarios, it would be valuable, albeit challenging, to determine conditions under which boosting is likely to yield a classifier that is sufficiently strong to justify the additional cost and risk.

References

- [1] Accenture: Cost of cyber crime study. https://www.accenture.com/t20170926T072837Z__w__/us-en/_acnmedia/PDF-61/Accenture-2017.

- [2] C. Annachhatre, T. H. Austin, and M. Stamp. Hidden Markov models for malware classification. *Journal of Computer Virology and Hacking Techniques*, 11(2):59–73, 2015.
- [3] D. Ariu, R. Tronci, and G. Giacinto. HMMPayL: An intrusion detection system based on hidden Markov models. *Computers & Security*, 30(4):221–241, June 2011.
- [4] T. H. Austin, E. Filiol, S. Josse, and M. Stamp. Exploring hidden Markov models for virus analysis: A semantic approach. In *Proceedings of the 2013 46th Hawaii International Conference on System Sciences*, HICSS '13, pages 5039–5048. IEEE Computer Society, 2013.
- [5] J. Aycock. *Computer Viruses and Malware*. Advances in Information Security. Springer, 2006.
- [6] N. Bagga. Measuring the effectiveness of generic malware models. Master's Project, Department of Computer Science, San Jose State University, 2017. http://scholarworks.sjsu.edu/etd_projects/566/.
- [7] N. Bagga, F. D. Troia, and M. Stamp. On the effectiveness of generic malware models. In *Proceedings of the 2018 International Workshop on Behavioral Analysis for System Security*, BASS 2018, 2018.
- [8] D. Baysa, R. M. Low, and M. Stamp. Structural entropy and metamorphic malware. *Journal of Computer Virology and Hacking Techniques*, 9(4):179–192, 2013.
- [9] T. Berg-Kirkpatrick and D. Klein. Decipherment with a million random restarts. In *Proceedings of the Conference on Empirical Methods in Natural Language Processing*, pages 874–878, 2013.
- [10] M. Bertacchini and P. Fierens. A survey on masquerader detection approaches. In *Proceedings of V Congreso Iberoamericano de Seguridad Informática, Universidad de la República de Uruguay*, pages 46–60, 2009.
- [11] H. Bourlard, Y. Kamp, and C. Wellekens. Speaker dependent connected speech recognition via phonetic Markov models. In *IEEE International Conference on Acoustics, Speech, and Signal Processing*, ICASSP '85, pages 1213–1216, 1985.
- [12] A. P. Bradley. The use of the area under the ROC curve in the evaluation of machine learning algorithms. *Pattern Recognition*, 30(7):1145–1159, 1997.
- [13] Y.-S. Chen and Y.-M. Chen. Combining incremental hidden Markov model and AdaBoost algorithm for anomaly intrusion detection. In *Proceedings of the ACM SIGKDD Workshop on CyberSecurity and Intelligence Informatics*, CSI-KDD '09, pages 3–9. ACM, 2009.

- [14] S.-B. Cho and H.-J. Park. Efficient anomaly detection by modeling privilege flows using hidden Markov model. *Computers & Security*, 22(1):45–55, Jan. 2003.
- [15] Cridex malware. <https://www.computerhope.com/jargon/c/cridex-malware.htm>, 2017.
- [16] N. DuPaul. Common malware types: Cybersecurity 101. <https://www.veracode.com/blog/2012/10/common-malware-types-cybersecurity-101>, 2012.
- [17] H. Grabner and H. Bischof. On-line boosting and vision. In *2006 IEEE Computer Society Conference on Computer Vision and Pattern Recognition*, CVPR'06, pages 260–267, 2006.
- [18] Harebot.m. <http://www.pandasecurity.com/homeusers/security-info/220319/Harebot.M>, 2017.
- [19] J. Hu, X. Yu, D. Qiu, and H.-H. Chen. A simple and efficient hidden Markov model scheme for host-based anomaly intrusion detection. *IEEE Network: The Magazine of Global Internetworking*, 23(1):42–47, Jan. 2009.
- [20] W. Hu, J. Gao, Y. Wang, O. Wu, and S. Maybank. Online AdaBoost-based parameterized methods for dynamic distributed network intrusion detection. *IEEE Transactions on Cybernetics*, 44(1):66–82, 2014.
- [21] International Telecommunications Union (ICT) facts and figures 2017. <https://www.itu.int/en/ITU-D/Statistics/Documents/facts/ICTFactsFigures2017.pdf>, 2017.
- [22] S. S. Jarng. HMM voice recognition algorithm coding. In *2011 International Conference on Information Science and Applications*, pages 1–7, 2011.
- [23] A. Kalbhor, T. H. Austin, E. Filiol, S. Josse, and M. Stamp. Dueling hidden Markov models for virus analysis. *Journal of Computer Virology and Hacking Techniques*, 11(2):103–118, 2015.
- [24] A. Kundu, Y. He, and P. Bahl. Recognition of handwritten word: First and second order hidden Markov model based approach. In *Proceedings of Computer Society Conference on Computer Vision and Pattern Recognition*, CVPR '88, pages 457–462, 1988.
- [25] Malicia Project. <http://malicia-project.com/>, 2015.
- [26] S. Morgan. Top 5 cybersecurity facts, figures and statistics for 2018. <https://www.csoonline.com/article/3153707/security/top-5-cybersecurity-facts-figures>, 2018.
- [27] T. Okamoto and Y. Ishida. Framework of an immunity-based anomaly detection system for user behavior. In *International Conference on*

- Knowledge-Based and Intelligent Information and Engineering Systems*, pages 821–829. Springer, 2007.
- [28] T. Okamoto and Y. Ishida. Towards an immunity-based anomaly detection system for network traffic. *International Journal of Knowledge-Based and Intelligent Engineering Systems*, 15(4):215–225, Oct. 2011.
- [29] Panda Security: Cyber crime insights. <https://www.pandasecurity.com/mediacenter/malware/cyber-crime-insights/>, 2012.
- [30] R. Posadas, C. Mex-Perera, R. Monroy, and J. Nolazco-Flores. Hybrid method for detecting masqueraders using session folding and hidden Markov models. In *Proceedings of the 5th Mexican International Conference on Artificial Intelligence, MICAI'06*, pages 622–631, Berlin, Heidelberg, 2006. Springer-Verlag.
- [31] D. Rajeswaran. Function call graph score for malware detection. Master’s Project, Department of Computer Science, San Jose State University, 2015. http://scholarworks.sjsu.edu/etd_projects/445/.
- [32] D. Rajeswaran, F. D. Troia, T. H. Austin, and M. Stamp. Function call graphs versus machine learning for malware detection. In S. Parkinson, A. Crampton, and R. Hill, editors, *Guide to Vulnerability Analysis for Computer Networks and Systems — An Artificial Intelligence Approach*, chapter 11. Springer, 2018.
- [33] D. Rajeswaran, F. D. Troia, T. H. Austin, and M. Stamp. A survey of machine learning algorithms and their application in information security. In S. Parkinson, A. Crampton, and R. Hill, editors, *Guide to Vulnerability Analysis for Computer Networks and Systems — An Artificial Intelligence Approach*, chapter 2. Springer, 2018.
- [34] H. Rana and M. Stamp. Hunting for pirated software using metamorphic analysis. *Information Security Journal: A Global Perspective*, 23(3):68–85, 2014.
- [35] Rand Corporation: Cyber warfare. <https://www.rand.org/topics/cyber-warfare.html>.
- [36] Securityshield. <https://www.microsoft.com/en-us/wdsi/threats/malware-encyclopedia-des>, 2017.
- [37] G. Shanmugam, R. M. Low, and M. Stamp. Simple substitution distance and metamorphic detection. *Journal of Computer Virology and Hacking Techniques*, 9(3):159–170, 2013.
- [38] M. Simova, M. Stamp, and C. Pollett. Stealthy ciphertext. In H. R. Arabnia and R. Joshua, editors, *Proceedings of The 2005 International Conference on Internet Computing, ICOMP 2005*, pages 380–388. CSREA Press, 2005.

- [39] T. Singh, F. D. Troia, C. A. Visaggio, T. H. Austin, and M. Stamp. Support vector machines and malware detection. *Journal of Computer Virology and Hacking Techniques*, 12(4):203–212, 2016.
- [40] A. Sperotto, R. Sadre, P.-T. de Boer, and A. Pras. Hidden Markov model modeling of SSH brute-force attacks. In C. Bartolini and L. P. Gasparly, editors, *Proceedings of 20th IFIP/IEEE International Workshop on Distributed Systems: Operations and Management (DSOM 2009)*, volume 5841 of *Lecture Notes in Computer Science*, pages 164–176. Springer, Berlin, 2007.
- [41] A. Srivastava, A. Kundu, S. Sural, and A. Majumdar. Credit card fraud detection using hidden Markov model. *IEEE Transactions on Dependable and Secure Computing*, 5(1):37–48, Jan. 2008.
- [42] M. Stamp. Boost your knowledge of AdaBoost. <https://www.cs.sjsu.edu/~stamp/ML/files/ada.pdf>, 2017.
- [43] M. Stamp. *Introduction to Machine Learning with Applications in Information Security*. Chapman and Hall/CRC, 2017.
- [44] Statista: Internet of things — number of connected devices worldwide. <https://www.statista.com/statistics/471264/iot-number-of-connected-devices-worldwide>, 2018.
- [45] Statista: Internet users stats — number of internet users. <https://www.statista.com/statistics/273018/number-of-internet-users-worldwide>, 2018.
- [46] R. Vobbilisetty, F. D. Troia, R. M. Low, C. A. Visaggio, and M. Stamp. Classic cryptanalysis using hidden Markov models. *Cryptologia*, 41(1):1–28, 2017.
- [47] Zbot. <https://www.symantec.com/security-center/writeup/2010-011016-3514-99>, 2016.
- [48] Zeroaccess. <https://www.symantec.com/security-center/writeup/2010-011016-3514-99>, 2013.