

BigDipper: A hyperscale BFT system with short term censorship resistance

Bowen Xue, Soubhik Deb, and Sreeram Kannan

University of Washington at Seattle

Abstract. Byzantine-fault-tolerant (BFT) protocols underlie a variety of decentralized applications including payments, auctions, data feed oracles, and decentralized social networks[15,29]. In most leader-based BFT protocols, an important property that has been missing is the censorship resistance of transaction in the short term. The protocol should provide inclusion guarantees in the next block height even if the current and future leaders have the intent of censoring. In this paper, we present a BFT system, BIGDIPPER, that achieves censorship resistance while providing fast confirmation for clients and hyperscale throughput. The core idea is to decentralize inclusion of transactions by allowing every BFT replica to create their own mini-block, and then enforcing the leader on their inclusions. To achieve this, BIGDIPPER creates a modular system made of three components. First, clients use a transaction broadcast protocol to send transaction to multiple replicas. As a distribution of replicas receiving the client’s transactions, they prepare mini-blocks to send to the data availability (DA) component, which characterizes the censorship resistant properties of the whole system. We design three censorship resistant DA (DA-CR) protocols whose properties are captured by three parameters. The third component interleaves the second DA-CR protocol into the leader based BFT protocol, it enforces the leader to include all the data from the DA-CR into the final block. At last, we demonstrate an integration with a two-phase Hotstuff-2.

1 Introduction

Short term censorship resistance provides an unusual property that differentiates from the conventional liveness property in BFT protocols. It guarantees transaction inclusion in the next block even if the current and future leaders have the intent of censoring. This property is especially useful for transactions whose value is sensitive to block heights when they are included; for example, an auction bid trying to enter at the last permissible block height. The benefits of th property can be generalized further, such as periodic inclusion at precise block height and real time interactions like high frequency trading, collateral liquidation and web3 social network. In a partially synchronous network, conventional leader based BFT protocols [42,9,30,14] cannot provide this property, because the leader unilaterally decides which transaction appear at what place. The middleman nature of the leader creates a principle agent problem between

the BFT protocol and the leader, where the leader can extract benefits from the protocol through arbitrage, sandwich attack and bribery for censorship. There are prior works[27,28] that use a notion of fair ordering to constrain the leader. However, those protocols require every transaction to be received by majority of replicas, so that a fair order consensus can be reached based on the relative ordering of receiving time for producing a first come first serve (FCFS) ordering. Both fairness and censorship resistance are addressed in one shot, but it comes with downsides of limited scalability and high protocol complexity. Moreover, the rationale and implication of FCFS is still at debate. BIGDIPPER treats the problem differently by focusing primarily on the property of short term censorship resistance while leaving an interface to support any ordering mechanism. The benefits are twofold. First the property of short-term censorship resistance itself is useful for many applications, by removing fair ordering constraint the throughput of the protocol can scale linearly as the number of replicas joining the system increases. Second, by decomposing the protocol’s stack with modular interfaces, new protocols can work directly at the fair ordering problem by stacking on top of existing protocols. A concurrent submission called Travelers makes use of this modular approach to develop a scalable fair ordering protocol, BigDipper can be directly plugged in to its protocol stack as its censorship resistance BFT consensus.

Transactions differ by their urgency for censorship resistance, like an expiring auction bid is more important than some dinner fees transfer among friends. But this information is known by the clients only, who are also dynamically changing over time. So a flexible protocol is unlikely to be one that offers a rigid inclusion guarantee for everything. The SHARD protocol in Appendix 8 fails on this part. Essentially between the protocol and clients, there are two information asymmetries, one is about time sensitivity on the value, the other is about which replicas are malicious. Although clients can use transaction value or tips to differentiate its urgency from others, but those information alone are not enough for censorship resistance, because determined malicious replicas can censor regardless of its tips.

In BIGDIPPER, we offer a robust and flexible censorship resistance. It is achieved by an architectural change to the conventional BFT protocol: all transactions need to submit to a new component called **Data Availability and Censorship Resistant (DA-CR)** layer which is maintained among the BFT replicas, then a valid block can be created by a leader by including all the transactions available within DA-CR. If the leader fails to include some transactions from it, the leader will fail to reach consensus and will be replaced for violating the liveness. But the leader enforcement alone is insufficient to achieve censorship resistance, we need all replicas be able to permissionlessly add transactions to DA-CR. Because the BFT replicas are decentralized, it is used as the source for providing censorship resistance. From the perspective of a consensus protocol, DA-CR is an intermediate layer that restores the decentralization from the leader. In order to do that, replicas collect and batch transactions into a new data structure called mini-block, which is the basic unit to send to DA-CR.

The final BFT block is made of those mini-blocks. A client uses a transaction broadcast protocol to have its transactions batched into mini-blocks by replicas.

We made two contributions for the DA-CR component. First we delineate the properties by three parameters, (ρ, t, η) , and we produce three designs that demonstrate different trade-offs with regard to the message complexity, trust assumption and degree of censorship resistance. The parameterization of each property allows us to evaluate the effectiveness of the protocol: a protocol is more useful if it can achieve a desired property with low cost. Specifically, ρ measures the data tampering resistance to adversarial attacks, t measures the amount of censorship resistance, i.e. how many honest mini-blocks have to be included in the final block, and η measures how much influence a leader can impose on the inclusion of mini-blocks. We elaborate the exact definitions in Section 3. Each of three protocol designs has distinct (ρ, t, η) properties. The three DA-CR designs can be categorized into two general design patterns depending on if they support accountability. In an accountable protocol, every replica knows whose mini-blocks are included in the final block. In Section 3 and 4, we delineate their differences and implications on the derived protocols.

The second technical contribution is a transaction broadcast protocol that enables clients to adjust the amount of resources spent on censorship resistance. We use probability of inclusion as a quantifiable measure for the amount of censorship resistance from which a client can choose the desired quantity. Once a probability is selected, this quantity can translate directly to the number of transaction copies that should be sent to distinct replicas. The more copies of a transaction a client sends, the higher chance the transaction would get included, up to probability 1. Allowing clients to express inclusion urgency through probability simplifies protocol complexity. We discuss spamming and transaction deduplication in Appendix 20, the central idea is to correlate the spent resources with transaction fees.

A final technical contribution is an enforcement rule inserted into the BFT consensus path, so that no leader can append a BFT block to the ledger unless all the data from the DA-CR are included. We provide an integration with a two-phase leader based BFT protocol, Hotstuff-2[30], in Section 6.2, and prove both safety and liveness. The integration fits all DA-CR parts inside the two-phase BFT protocol, and requires no change to pacemaker during leader rotation.

Why we prefer leader based protocol It is an empirical observation that resource distribution are highly asymmetrical. For example, the top three miningpool on Bitcoin occupy 65.9% of total hash power[5]. In Ethereum post-merge, Flashbot relay propagated 80% of blocks[41]. We expect similarly for parties that runs hardware (replicas). Because BFT protocols rely on at most 1/3 replicas are malicious, it is less likely that decentralized parties would collude together when the total number of replicas are large. To achieve that, we need the communication complexity on each node to be small. But since resourceful parties still exists and participates the system, they can play the role to perform heavy

computation, as long as they are rewarded accordingly. Leader based protocol fits well to this model. More discussions in Appendix 9.

1.1 Comparison with Other BFT protocols

Many asynchronous BFT protocols by nature provide censorship resistance, including HoneyBadger [31] and DispersedLedger [40]. In HoneyBadger, every replica creates its own mini-block and runs a binary agreement protocol in parallel to commit at least $n - f$ mini-blocks. There is no centralized leader in the system, and because of that, the asynchronous system enjoys censorship resistance inherently. Many DAG-based BFT protocols like Bullshark[39], Tusk[16], Dumbo[21], VABA[1] are also leaderless and therefore censorship resistant. But without coordination, the leaderless protocols have a all-to-all communication pattern which hurts communication complexity.

To understand the protocol’s trade-offs, we use three metrics to systematically compare their performance: **worst case inclusion distance**, **system throughput**, and **block interval**. The worst case inclusion distance measures the largest number of blocks malicious replicas can prevent a transaction from entering the blockchain in the worst scenario.

Second, a performant blockchain should support many clients and satisfy throughput requirements for a wide range of applications. Assuming each replica has a constant bandwidth C_{band} , ideally we want the maximum system throughput to increase linearly as more replicas join the network. As more replica joins, it reinforces both the decentralization of blockchain and the system performance. To capture the scalability of the system, we measure it as a ratio between the total system throughput and individual bandwidth.

The third metric focuses on the latency of the block interval, because the shorter the interval is, the faster a client can receive transactions confirmation. The latency can be decomposed to two parts: number of round trips and communication latency which is a ratio between the communication bits and bandwidth.

Table 1: Comparison of BFT protocol in a system of n replicas

BFT protocols	Coordinating Leader	Per Replica Communication			System / Replica Throughput	Number Comm Steps	Sum Comm. Complexity	Worst Inclusion (blocks)	Max Adv. Ratio
		DA Complexity	Download	Consensus Complexity					
Hotstuff[42]	✓	$O(nb)$	✓	$O(1)$	$O(1)$	4	$O(nb)$	$f + 1$	0.33
HoneyBadger[31]	×	$O(nb + \lambda n^2 \log n)$	✓	$O(n^2 \log n)$	$O(1)$	$3 + \log n$	$O(nb + n^2 \log n)$	1	0.33
DispersedLedger[40]	×	$O(b + n^2)$	×	$O(n^2 \log n)$	$O(n)$	$3 + \log n$	$O(b + n^2 \log n)$	1	0.33
Prime[3]	✓	$O(nb + n^2)$	✓	$O(n^2)$	$O(1)$	6	$O(nb + n^2)$	1	0.33
Dumbo-2[23]	×	$O(nb + n^2 \log n)$	✓	$O(n^2)$	$O(1)$	20	$O(nb + n^2 \log n)$	1	0.33
Dumbo-NG[21]	×	$O(nb)$	✓	$O(n^2 \log n)$	$O(1)$	9	$O(nb + n^2 \log n)$	1	0.33
VABA[1]	×	$O(nb)$	✓	$O(n)$	$O(1)$	13	$O(nb)$	1	0.33
Dag-Rider+AVID[26]	×	$O(nb + n^2 \log n)$	✓	$O(n^2 \log n)$	$O(1)$	12	$O(nb + n^2 \log n)$	1	0.33
Narwhal-Hotstuff[16]	✓	$O(nb + n^2)$	✓	$O(1)$	$O(1)$	6	$O(nb + n^2)$	1	0.33
Tusk[16]	×	$O(nb + n^2)$	✓	$O(n^2 \log n)$	$O(1)$	9	$O(nb + n^2 \log n)$	1	0.33
Bullshark[39]	×	$O(nb)$	✓	$O(n^2 \log n)$	$O(1)$	4	$O(nb + n^2 \log n)$	1	0.33
BigDIPPER- $\frac{1}{4}$	✓	$O(b)$	×	$O(1)$	$O(n)$	4	$O(b)$	1	0.25
BigDIPPER-7	✓	$O(b + n)$	×	$O(1)$	$O(n)$	4	$O(b + n)$	1	0.33
BigDIPPER-LITE	✓	$O(b + \log n)$	×	$O(1)$	$O(n)$	4	$O(b + \log n)$	1	0.33

Table 1 summarizes the metrics for most recent and important BFT protocols in the past. The analysis of the table is provided in Appendix 11. At the high level, we can decompose any consensus protocol into data availability and consensus. Data availability (DA) ensures that everyone has access to a common data in the unit of blocks, whereas consensus restricts the ordering among blocks. Recent DAG based consensus protocols decouples into consensus and a transport layer which satisfies DA. DA can be either achieved by requiring every replica to have the full data while reaching agreement, or achieved by applying erasure code on the data such that replicas do not have the full data after finishing the agreement. We add a sub-column to table, **Download**, to signify for each protocol. We separately display per replica complexity for DA and consensus.

If a protocol requires every replica to have the entire BFT block while making agreement, then maximal system throughput is upper bounded by each replica’s bandwidth. So the system to replica throughput ratio is always $O(1)$. In contrast, with erasure code it is possible to reach agreement on the data without downloading it. Every replica’s bandwidth is spent on distinct set of transactions, so the overall system throughput scales linearly as n increases. We note that there are types of applications that do not require full data for execution. For example, a sequencer[18] in the rollup architecture does not need to execute the transaction. But more generally, as roles are diversified in the infrastructure software, like consensus and execution separation in Ethereum. It is possible only a handy number heavy-duty nodes are providing the execution API. As long as, the result is provided with valid proof, regular replicas does not need to have all transaction data to re-execute everything.

In Hotstuff, the worst inclusion distance is $f+1$, because there can a sequence of f malicious leader. Narwhal achieves probabilistic censorship resistance with DAG. Prime[3] is an early leader based protocol with censorship resistance, but it is designed for defense against performance degradation. All leaderless BFT protocols has a distance of 1 given sufficient replicas have the transaction.

When computing the confirmation latency, the communication step is a fixed number. The variable part comes from the communication bit complexity, which is the sum of the DA and consensus complexity. Most leader based protocol has a small complexity on consensus, because there is a central role to coordinate communication among replicas to reach consensus. Most leaderless asynchronous BFT protocols have high complexity on both DA and consensus, those also include DAG based protocols like Dag-Rider[26], Bullshark[39], Dumbo[23,21].

BIGDIPPER- $1/4$ achieves constant overhead while achieving linear system capacity but it requires a stronger security assumption of $n \geq 4f + 1$. BIGDIPPER-7 restores the $1/3$ assumption, but each replica incurs a linear overhead at the download path. At last, BIGDIPPER-LITE is a modification based on BIGDIPPER-7, that achieves all desired properties with latency of $O(\log n)$.

2 Background and Related Works

2.1 DA, VID and Erasure code

Data availability is implicit by all BFT protocols such that all replicas have access to a common ordered data at any time. Most leader based BFT protocol uses a simple DA by having the leader broadcast the data to everyone. There are more sophisticated designs of DA, including AVID [13], AVID-FP [24], AVID-M [40], SEMI-AVID-PR [33]. We compare our censorship resistant DA with them in Appendix 13.2. Verifiable Information dispersal(VID) is a technique that uses Reed-Solomon code to split data into $O(n)$ chunks, and each replica only stores a constant number of chunks to ensure the data is reconstructable. The verifiability ensures any two clients always retrieve identical data.

A Reed-Solomon(RS) erasure code is specified by a pair (k, h) , where k is the number of systematic chunks, created from the input data, and the second parameter h is the coding redundancy. The newly generated data are called parity chunks. The ratio between k and h is called the coding ratio. The encoding process of RS code is based on the idea of polynomial interpolation[35], which is a linear operation. Given an input array, the encoding can be implemented so that the output is a concatenation of input data and parity chunks. We use *rsEncode*, *rsDecode* to refer to the encoding and decoding operations. Appendix 12.3 contains more detailed introduction.

2.2 Polynomial Commitment and KZG

A polynomial commitment scheme [25] treats data as a polynomial and provides primitives including *commit*, *createWitness*, and *verifyEval*. The *commit* primitive provides a concise and unique representation of a polynomial. It has a Polynomial binding property such that it is computationally infeasible to find two polynomials that commit to the same commitment. With primitives *createWitness*, *verifyEval*, the scheme allows any party to reveal(open) evaluations at specific indices along with witnesses(proofs) without disclosing the entire polynomial. When presented with a correct witness, any verifier can use *verifyEval* and check that the evaluations are indeed correct against the commitment. The scheme has a Evaluation binding property such that it is computationally infeasible to find two witnesses for two different polynomial evaluations at the same evaluation index that passes the *verifyEval*. Kate-Zaverucha-Goldberg (KZG)[25] is a polynomial commitment scheme that is linear in commitments and witnesses.

KZG can be applied on a two dimensional matrix. Suppose we have n polynomials, each of degree $d - 1$, and we want to encode it with a coding ratio of $\frac{1}{3}$. A matrix can be created where every column contains one polynomial. The RS encoding is applied to each of d row by extending the evaluations to $2n$ more points. The commitment of every newly generated $2n$ polynomials along the columns are the polynomial extension of the first k column commitments. It is due to the linearity property of KZG and RS [11]. A good reference can be available at [33]. Figure 2 provides a visualization for such 2D encoding. More discussion can be found in Appendix 12.3 and 12.5.

2.3 Combined Signature Scheme and CRHF

We use combined signature to refer to a signature generated from either a multi-signature or threshold signature scheme. We will use the exact name when a specific signature scheme is used. On pairing friendly curves, a practical way to aggregate multiple signatures on a common message into one signature is to use BLS multi-signature [6]. The signature scheme provides three secure primitive $\sigma_i \leftarrow ms\text{-sign}(sk_i, m)$; $\sigma, I_\sigma \leftarrow ms\text{-agg}(pk_1, \sigma_1 \cdots pk_t, \sigma_t)$; $bool \leftarrow ms\text{-verify}(I_\sigma, m, \sigma)$, where I_σ is an indicator vector for the signers, which has $O(n)$ size. In contrast to multi-signature, a threshold signature show out of n signers at least some ratio number of signers have signed a common message, and it requires only constant size as opposed to $O(n)$ size. To convert a list of data into a single message, we assume a collision resistant hash function(*CRHF*) with negligible probability for two different data to hash into the same digest. A combined signature is valid if it contains $n - f$ signatures.

2.4 Security Assumptions for BigDipper

The network is assumed to be partial asynchronous. In this networks, there is a notion of an unknown Global Stabilization Time (GST), after which all transactions can arrive within a known Δ duration. The security assumption is $n \geq 3f + 1$. all malicious replicas can have arbitrary network latency. The malicious replicas can be separate or coordinated by a single adversary. Transaction censoring occurs when malicious replicas (including the leader) exclude some transactions on purpose (it is different from the situation when an honest replica is impatient of waiting and miss transactions, it is not on purpose).

3 Censorship Resistant DA

3.1 Primitives

BIGDIPPER is built on three protocol components for providing short term censorship resistance in leader based BFT protocols. The first component delivers clients' transactions to BFT replicas; DA-CR ensures the censorship resistance; the last component integrates the DA-CR with a standard BFT protocol, like Hotstuff. The DA-CR is a critical for BIGDIPPER BFT system as its properties determine the degree of censorship resistance. In this section, we outline the interfaces and their properties.

The DA-CR provides a **Disperse** invocation that distributes transactions data among replicas, and a **Retrieve** invocation to safely retrieve the data from honest replicas. For censorship resistance, we require the **Disperse** invocation be initiated in a distributed manner from at least $n - f$ replicas, and the final dispersal data B assembled by the leader must also contain at least $n - f$ mini-blocks. For the **Retrieve** invocation, either replicas or clients can invoke the procedure to retrieve partial or full dispersed data.

Every invocation is initiated against a DA-CR instance with a unique ID, which is used by replicas and clients to identify the correct context for intended invocations. The `Disperse` invocation is associated with two events, a `Start` event and a `Finish` event. The `Finish` event evaluates to the following types: `Complete` or `Incomplete`. Since a malicious leader can stall the protocol by inactivity, the `Incomplete` type serves as a trigger for the leader's replacement. If a `Disperse` invocation finishes with the type `Complete`, it will return a commitment C and its associated combined signature from $n - f$ out of n replicas. It's possible that a `Completed Disperse` invocation may not contain mini-blocks from all n replicas. This is because either some honest replicas are late for the leader's collection time, or some malicious replicas refusing to participate. For the missing parts, a protocol designer can meditate on the trade-offs and decide if to allow the leader to fill in its own data. We elaborate on this trade-off in Appendix 18.

3.2 Properties of DA-CR protocols

A leader based DA-CR protocol that offers censorship resistance must provide the following properties for all DA-CR instances. The DA-CR protocol relies on partial synchronous assumption, which is different from asynchronous protocols like AVID[13], AVID-M[40].

- **Termination:** If some replicas invoke `Disperse(B)`, then those replicas eventually `Finish` the dispersal. If at least $n - f$ replicas invoke `Disperse(B)` and the leader is honest with a network after GST, then the dispersal `Finishes` with type `Complete`.
- **Availability:** If an honest replica `Finished` a dispersal with type `Complete`, then any honest retriever can invoke `Retrieve` and eventually reconstruct a block B' .
- **Correctness:** If an honest replica `Finished` a dispersal with a type `Complete`, then any honest retriever always retrieves the same block B' by invoking `Retrieve`. If the leader is honest, then $B = B'$, where B contains all the mini-blocks available to the honest leader at dispersal.
- **Commitment Binding:** If an honest replica `Finished` a `Disperse(B)` invocation with a type `Complete` and a valid combined signature on its commitment, no adversary can find another different B' that verifies correctly against the combined signature.
- **Inclusion- t :** If an honest replica `Finished` a `Disperse(B)` invocation with type `Complete`, the dispersed data must include at least t mini-blocks from honest replicas.
- **Space-Capturing- η :** If an honest replica `Finished` a `Disperse(B)` invocation with type `Complete`, the dispersed data contains at most η captured mini-blocks by the leader.
- **Data-tampering Resistance- ρ :** In an accountable inclusion mechanism, if an honest replica `Finished` a `Disperse(B)` invocation with type `Complete`, the dispersed data B must ensure at least ρ mini-blocks are not tampered in the DA-CR instance. If $\rho = n$, protocol guarantees no data can be tampered.

The last three properties are new for delineating the censorship resistance. As mentioned in Section 1, (t, η, ρ) characterize the properties of censorship resistance. We will use an important concept called **Attestation** later. In short, it is a signature on a mini-block by a replica to declare the replica intends to include the mini-block. We refer the readers to Appendix 13.1 for formal definitions of **Space-capturing**, **Accountable mechanism** shown in the properties.

Next, we describe three DA-CR protocols, Table 2 summarizes their properties. For ease of reference, we use the suffix of each protocol combining with CARD¹ as the name for DA-CR component. VANILLA is a protocol that takes minimal changes from a conventional leader based BFT protocol to a censorship resistant one, it is presented in Appendix 16.1.

Table 2: Comparison of DA-CR component of BFT protocols

BIGDIPPER protocol	DA-CR protocol	BFT ($n \geq$) assumption	ρ	t	η	message complexity	hyperscale throughput
BIGDIPPER-7	CARD-7	$3f + 1$	n	$n - 2f$	$0 \dagger$	$O(b + \lambda n)$	✓
BIGDIPPER- $1/4$	CARD- $1/4$	$4f + 1$	-	$n - 3f$	$n - f - 1$	$O(b + \lambda)$	✓
BIGDIPPER-LITE	CARD-LITE	$3f + 1$	n	$n - 2f - o(f/\log(f))$	$o(f/\log f) \dagger$	$O(b + \lambda \kappa \log n)$	✓

λ is a security parameter with fixed size, which uniquely represents the data block. κ is a small constant. \dagger means the parameter η can increase up to $\eta = f$, see Appendix 18.

4 DA-CR Protocol Designs

We begin by presenting a DA-CR design called CARD-7 which has properties of $(\rho = n, t = n - 2f, \eta = 0)$. We present its variant CARD- $1/4$ in Appendix 15. We provide an outline for CARD-LITE that achieves $O(\log n)$ complexity at the end.

4.1 Card-7 Protocol

At a high level, the CARD-7 protocol relies on the Reed-Solomon code, a 2D KZG and an aggregate multi-signature scheme to support the invocations with mentioned properties.

It is designed to be an accountable inclusion mechanism, so that every replica know whose mini-blocks get included. The formal protocol is given in Algorithm 2 from Appendix 14.1. In the following sections, we present an outline of both Disperse and Retrieve invocations in sequence, and proof is given in Appendix 14.5.

Disperse Invocation The Disperse invocation for a DA-CR instance involves two round trips between replicas and the leader, and its workflow is shown in

¹ CARD stands for censorship resistance data availability with flexible ordering.

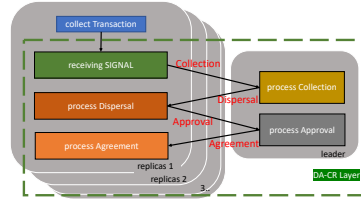


Fig. 1: Flow diagram for a DA-CR protocol

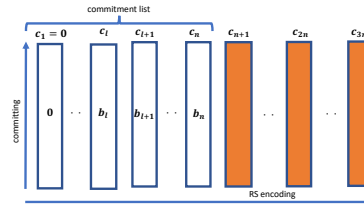


Fig. 2: A 2D matrix data structure used by the leader for producing $3n$ commitment. Replica 1 is excluded, as its data is 0. b denotes mini-block(systematic chunk), orange are for parity chunks.

Figure 1. For ease of reference, we name the four communication messages as collection, dispersal, approval and agreement in sequence. In the beginning of every BFT round, there is special message called Signal which is received from a pacemaker inside a BFT protocol. More details is given in Section 14.1.

When replicas initiate the Disperse invocations distributedly for some DA-CR instance, each one of them generates its own mini-block, and a corresponding **attestation** by signing the kzg commitment of the mini-block. A **collection message** is sent by each replica to transfer (attestation, mini-block) to a leader. Because at most f malicious replicas could simply stop responding, the leader waits for receiving at least $n - f$ mini-blocks and the corresponding attestations. We refer the collected attestations as the *attestation set* whose cardinality is m equal to the number of received mini-blocks.

When the leader is processing the collection messages shown as the yellow box of Figure 1, data is encoded with Reed-Solomon code. Figure 2 provides a visualization of the data structure. The received mini-blocks are laid out as columns in a matrix, and parity chunks are generated by interpolating additional values in each row on the matrix. The first n columns of the matrix are block space designated for mini-blocks from n replicas, we refer their corresponding commitments as the *commitment list*. If a replica i is excluded (when $m < n$), the corresponding i -th column contains identically zero data and its commitment is 0; otherwise the column is filled with data from the received mini-block.

For every row, the coding ratio used by the erasure code is $\frac{1}{3}$, which is equivalent to say two parity chunks (columns) are generated per mini-block. Appendix 14.2 discuss the calculation to arrive at the $\frac{1}{3}$ ratio. After encoding, the leader prepares a **dispersal message** for each of n replicas. Every message contains identical *commitment list* of size n and an *attestation set* of size m , but also contains two parity chunks unique for every replica. This ensures every chunk is stored by only one replica, which is essential for safe retrieval.

When receiving a dispersal message, a replica has several verification procedures, shown in Algorithm 2 (line 10-12). They verify the leader has included at

least $n - 2f$ honest mini-blocks, and parity chunks are generated correctly and the leader has not tampered any data. If all verifications pass, a replica computes a final commitment C with a collision resistant hash function ($CRHF$) on the *commitment list*. The final commitment C is used as the signing message for approving the dispersal by the multi-signature scheme (2.3). After that, a replica sends a **approval message** containing the signature to the leader. An honest replica only signs once for every unique DA-CR instance, and it is strictly increasing as the BFT view number.

In Figure 1, after receiving approval messages, a leader waits to accumulate $n - f$ multi-signature before proceeding. Although f out of them might be malicious, the remaining $f + 1$ approval from honest replicas is sufficient to ensure the data availability since $3(f + 1) > n$. With sufficient approval, the leader generates an aggregate signature and signer bitmap (Section 2.3), and sends the identical **agreement message** to all n replicas. When a replica receives a valid aggregate signature with sufficient signers, the corresponding DA-CR instance is considered Finished with a Complete type. Otherwise after timeout, a replica can conclude that the DA-CR instance Finishes with a Incomplete type.

Retrieve Invocation The retrieval algorithm is formally defined in Algorithm 4 from Appendix 14.3. The **Retrieve** invocation guarantees any parts from dispersed data in any DA-CR instance are retrievable by anyone. If the interested data is one mini-block, a **Retrieve** invocation is first sent to the leader and the replica who possess the data; upon responded with data, the retriever checks correctness by computing polynomial commitment on the data and comparing with the *commitment list*. If both deny the request, a replica queries and finds $f + 1$ other honest replicas which responds correct chunks consistent to the commitments. Because all replicas have distinct chunks, the retriever can perform *rsDecode* to get the original dispersed data, which contains all mini-blocks. For partial retrieval from a mini-block b_p , the invocation is similar to full mini-block. More importantly, if both deny, the retriever can query partial data and does partial reconstruction without needs to construct the entire dispersed data. Because each replica possesses three chunks, a retriever needs only contact roughly $\frac{4f}{5}$ random replicas to reconstruct the data with high probability. Appendix 14.4 presents analysis and figures.

4.2 Card-Lite Protocol

CARD-LITE is an improved protocol based on CARD-7 that only requires $O(\log n)$ communication overhead. But it has slightly weaker censorship resistance, as shown in Table 2. We outlines the intuition behind the protocol and provide the complete protocol and proofs in Appendix 17.

How to differentiate two types of leaders is the key problem for any honest replica when asked to approve a dispersal. In the context of censorship resistance, an honest leader is required to include at least $2f + 1$ mini-blocks, whereas the

censoring leader includes less than $2f + 1$ mini-blocks. It is easy to detect the malicious leader in CARD-7, because everyone receives the entire *commitment list*. But we want each replica receives only $O(\log n)$ commitments and attestations.

The core idea is to distinguish the two types of leader through random sampling. If a leader does not include sufficient mini-blocks in its commitment, there will be some random samples which the leader is unable to answer. If the leader is unable to answer too many of them, the leader would not be able to collect $2f + 1$ signatures to make progress.

The idea assumes that the leader cannot lie about the relation between responses and its commitment. To achieve that while keeping a low complexity, we require the leader to use a doubly homomorphic commitment scheme[10] on the *commitment list* (see Appendix 17.1 for background). So in the protocol, a sample for chunk i would contain: attestation from replica i , commitment c_i , final commitment C , a kzg binding proof for c_i with respect to C). Because the proof is aggregatable and has a size of $O(\log n)$, the overall complexity per sample is just $O(\log n)$. A random query is success if the leader can provide the valid response, and failure otherwise.

Suppose a leader has constructed a 2D KZG matrix and receives a random query, clearly the honest leader type has higher chance of being able to response as opposed to the malicious type. Then if a batch of k random queries are requested, the probability of having all k success query is exponentially decreasing for both types. But if we independently retry (boost) L number of batches, eventually the probability of having at least one successful batch would be sufficiently high. A key observation is that the honest type requires much less boosting, the exact difference depends on the number of mini-block s which the malicious type censors. As shown in Appendix 17, if the leader is censoring $s = \Omega(f/\log f)$ mini-blocks, and all honest replicas sample $L = o(n)$ each, the extremely high probability the malicious type is exposed, but the honest type can always pass the query in all cases.

If done naively, every replica need to send kL number of random queries, which is much larger than $O(\log n)$. But with Fiat-Shamir transform on the final commitment, we can make the process non-interactive. The leader deterministically generates random queries and sends back only one successful batch to the replica to prove non-censorship. Upon receiving a batch, a replica can independently verify the tuple and correctness of the randomness generation. The full analysis are presented in Appendix 17.

5 Transaction Broadcast

In the new architecture, all replicas can add transaction to the final block, the client now has more options to choose which replicas to send to. We provide a transaction broadcast mechanism which clients can use to achieve a desired amount of censorship resistance.

5.1 Navigator Protocol

The interface to the protocol is a `submit` function call, shown in Algorithm 5 from Appendix 19.2. To send a transaction, a client provides two inputs: the transaction and number of copies x . The algorithm will send the transaction to x random replicas available for the view number. Replicas continuously wait for transactions to arrive, and include them at best effort.

The difficulty with the interface is to decide how many copies to send for achieving some desired probability for inclusion in the next block. To do that, we create Table 3 based on the worst case assumption that all f malicious replicas are censoring transactions all the time. Depending on the type of leader and number of included honest mini-block q , we can compute the probability of inclusion as a function of x . However, since both the leader type and the number q is unknown to the client, we have to model the leader with a bernoulli variable with $p = 2/3$ for each possible leader, and a uniform variable for all possible q . Later, as the clients gets more data, it is possible to update those prior based on Bayesian method. The lower bound for q is determined by the Inclusion-t property offered by the DA-CR. When a leader is honest, q has a range from t to $n - f$. On the other extreme, when the leader is malicious, there can be at most t collected honest mini-blocks. At runtime, the actual number of q would fall anywhere between t and $n - f$. In the Table, if a client sends $x \ll f$ copies, determined malicious replicas can censor it with certainty. However, in Appendix 19.6, we show that although a malicious leader can censor some clients who sends only a few copies, the probability to censor u different transactions altogether decreases exponentially as u increases. The rest of the section delineates how to compute the Table.

Table 3: Probability of inclusion as a function of number of copies and number of honest inclusion

Leader type	Malicious	Honest	Honest
number honest mini-block	$q = t$	$q = t$	$q = n - f$
$n - t + 1 \leq x \leq n$	$\Pr(IN) = 1$	$\Pr(IN) = 1$	$\Pr(IN) = 1$
$f + 1 \leq x < n - t + 1$	see 5.2	see 5.2	$\Pr(IN) = 1$
$0 < x < f + 1$	$\Pr(IN) = 0$	see 5.2	see 5.2

The cases with probability 1 can be proved by the pigeonhole principle. For instance, suppose $x = n - t$ and $q = t + 1$, then there must be at least one mini-block from an honest replica which includes the transaction, and similarly for any pairs with $x + q \geq n + 1$. On the other extreme, when a client sends less than $x \leq f$ transactions to replicas and if a malicious leader has intent of censoring the transaction, the adversary can selectively including those $f + 1$ honest mini-blocks without the transaction.

5.2 Probabilistic Transaction Inclusion

Probability of Inclusion with an Honest Leader Given the leader is honest and the client chooses x replicas randomly without replacement, let X be a random variable indicating the number of honest replicas that have the client’s transaction. For $0 < i \leq \min(x, n - f)$, the probability of the transaction being included by $X = i$ honest replicas is $\Pr(X = i; x) = \binom{n-f}{i} \binom{f}{x-i} / \binom{n}{x}$. Suppose f malicious mini-blocks are collected by the honest leader, the probability is

$$\Pr(IN; x, q) = 1 - \sum_{i=1}^x \Pr(\text{None} | X = i; q) \Pr(X = i; x) \quad (1)$$

where $\Pr(\text{None} | X; q)$ is the probability none of X honest mini-block containing the client’s transaction. Suppose all honest replicas have independent and identically distributed network latency, $\Pr(\text{None} | X = i; q) = \prod_{j=0}^{q-1} \frac{n-f-i-j}{n-f-j}$, and the probability of exclusion decreases exponentially as q increases. We provide an empirical evaluation in Appendix 19.4 and an table of probability in Figure 7.

Probability of Inclusion with a Malicious Leader When a leader is malicious, but a client sends $x \geq f + 1$ copies of a transaction, the probability of inclusion equals to $\Pr(IN) = \sum_{i=f+1}^x \binom{n-f}{i} \binom{f}{x-i} / \binom{n}{x}$, where $f + 1 \leq x < n - t + 1$. Further analysis is provided in Appendix 19.5.

6 BigDipper with BFT Integration

6.1 Overview

BIGDIPPER is a system that provides censorship resistance to leader based BFT protocols [14,9,42]. After transactions are included in the DA-CR, a leader is required to take all transactions into its next block. By Commitment binding and Correctness property of DA-CR, every replica can arrive at an identical order. In the following, we specify the SCOOPING algorithm which would be inserted into the consensus path in order to check correct inclusion and DA. Then we demonstrate an integration with the two phase Hotstuff-2[30] protocol which achieves all the properties in Appendix 10.1.

6.2 Scooping Algorithm

The SCOOPING algorithm is simply a procedure called VERIFYCARD. It performs the operation to verify if the combined signature returned by the DA-CR in **Agreement** is correct. This procedure is inserted into the BFT consensus path such that it would not proceed unless the replica can looking up its local storage to find a valid combined signature. The algorithm is defined in Appendix 22.1.

Algorithm 1 Hotstuff-2 adaptation

- 1: **Modification to Enter(1)**
 - 2: **As a leader**, no modification. if entering the view with double certificate, $(C_{v-1}(C_{v-1}(B_{k-1})))$, then proceed directly to Propose(2); otherwise the leader sets a timer of 3Δ then proceeds to the Propose(2)
 - 3: **As a replica**, if entering a view with a double certificate, then proceed directly to Vote-and-commit(3); otherwise the replica sends its locked certificate and the corresponding valid combined signature of DA-CR to the leader along with **Collection** message prepared from Alg.CARD-7 line 3- 8
 - 4: **Modification to Propose(2)**
 - 5: The leader instead of include the BFT block, it performs Alg.CARD-7 line 22- 26 to encode the collected mini-blocks, then broadcast the Propose and **Dispersal** message together. Any certified block must come with a valid combined signature, otherwise it must not be used for extending the next block.
 - 6: **Modification to Vote and commit(3)**
 - 7: Before proceeding any execution, the replica performs Alg.CARD-7 line 10- 17 to checks the dispersal correctness and send **Approval** message, then proceeds to Hotstuff-2
 - 8: **Modification to Prepare(4)**
 - 9: The leader runs Alg.CARD-7 line 27- 30 and send **Agreement** message, then proceeds to Hotstuff-2
 - 10: **Modification to Vote2(5)**
 - 11: Replicas performs procedures from Alg.Scooping 2- 3 before locking the BFT block. If succeed, send along with the vote2 message a **Collection** message prepared from Alg.CARD-7 line 3- 8.
-

6.3 BigDipper-7 with Hotstuff-2

DA-CR protocol can integrate with any leader based BFT that uses lock-commit paradigm[30]. When some replicas commit a BFT block, the lock-commit paradigm ensures safety by having at least $n - f$ replicas to lock the committed value, such that no other value can be committed at the same block height. HotStuff[42,30], Tendermint [9], PBFT [14] all use the paradigm. They differ from how liveness property is achieved when the leader is honest. If a leader is malicious, it cannot violate the safety due to the lock, and it would be replaced if violating liveness. We provide an integration of CARD-7 with Hotstuff-2, which has great properties including its simplicity, optimal responsiveness and the two phase latency.

The integrated protocol is defined in Algorithm 1, which highlights the additional procedures on top of the Hotstuff-2 protocol. We provide a brief terminology of Hotstuff-2 protocol in the following; a certified block B at view v , whose certificate is denoted as $C_v(B)$, is a block with $n - f$ combined signature, certified blocks can be ranked by height; a certificate is locked if the replicas is guarding its block; a BFT block has a double certificate if it has been voted by $n - f$ replicas in two phases, and is safe to commit. To help understand the protocol integration, we create a flow diagram in Figure 10 in Appendix 23.

In the new algorithm, different from the original Hotstuff-2, a leader does not include the entire BFT block in the Propose(2) message. Instead it uses information dispersal and runs the encoding parts of the CARD-7 protocol line 22- 26. The data availability is confirmed in exactly one round trip later before locking any certificate. CARD-7 does not affect Hotstuff-2 safety because the data availability is checked before locking. The abstract signal mentioned in Section 14.1 can be implemented by the Hotstuff-2 pacemaker [30]. The complete proof for **Safety** and **Liveness** are presented in Appendix 24.

7 Conclusion

BIGDIPPER is a hyperscale BFT system with short term censorship resistance for leader based protocols. It is based on the idea a DA layer can decentralize transaction inclusion and clients can choose amount of censorship resistance.

References

1. Abraham, I., Malkhi, D., Spiegelman, A.: Validated asynchronous byzantine agreement with optimal resilience and asymptotically optimal time and word communication. arXiv preprint arXiv:1811.01332 (2018)
2. Al-Bassam, M.: Lazyledger: A distributed data availability ledger with client-side smart contracts. arXiv preprint arXiv:1905.09274 (2019)
3. Amir, Y., Coan, B., Kirsch, J., Lane, J.: Prime: Byzantine replication under attack. *IEEE transactions on dependable and secure computing* **8**(4), 564–577 (2010)
4. AWS: Aws instance type, <https://aws.amazon.com/ec2/instance-types/>
5. blockchain.com: Bitcoin hashrate, <https://www.blockchain.com/explorer/charts/pools>
6. Boneh, D., Drijvers, M., Neven, G.: Compact multi-signatures for smaller blockchains. In: *Advances in Cryptology—ASIACRYPT 2018: 24th International Conference on the Theory and Application of Cryptology and Information Security, Brisbane, QLD, Australia, December 2–6, 2018, Proceedings, Part II*. pp. 435–464. Springer (2018)
7. Boneh, D., Lynn, B., Shacham, H.: Short signatures from the weil pairing. In: *Advances in Cryptology—ASIACRYPT 2001: 7th International Conference on the Theory and Application of Cryptology and Information Security Gold Coast, Australia, December 9–13, 2001 Proceedings 7*. pp. 514–532. Springer (2001)
8. Bracha, G.: Asynchronous byzantine agreement protocols. *Information and Computation* **75**(2), 130–143 (1987)
9. Buchman, E., Kwon, J., Milosevic, Z.: The latest gossip on bft consensus. arXiv preprint arXiv:1807.04938 (2018)
10. Bünz, B., Maller, M., Mishra, P., Tyagi, N., Vesely, P.: Proofs for inner pairing products and applications. In: *Advances in Cryptology—ASIACRYPT 2021: 27th International Conference on the Theory and Application of Cryptology and Information Security, Singapore, December 6–10, 2021, Proceedings, Part III 27*. pp. 65–97. Springer (2021)
11. Buterin, V.: 2d data availability with kate commitments, <https://ethresear.ch/t/2d-data-availability-with-kate-commitments/8081>
12. Cachin, C., Kursawe, K., Petzold, F., Shoup, V.: Secure and efficient asynchronous broadcast protocols. In: *Advances in Cryptology—CRYPTO 2001: 21st Annual International Cryptology Conference, Santa Barbara, California, USA, August 19–23, 2001 Proceedings*. pp. 524–541. Springer (2001)
13. Cachin, C., Tessaro, S.: Asynchronous verifiable information dispersal. In: *24th IEEE Symposium on Reliable Distributed Systems (SRDS’05)*. pp. 191–201. IEEE (2005)
14. Castro, M., Liskov, B., et al.: Practical byzantine fault tolerance. In: *OsDI*. vol. 99, pp. 173–186 (1999)
15. chainlink: Data oracle, <https://chain.link/>

16. Danezis, G., Kokoris-Kogias, L., Sonnino, A., Spiegelman, A.: Narwhal and tusk: a dag-based mempool and efficient bft consensus. In: Proceedings of the Seventeenth European Conference on Computer Systems. pp. 34–50 (2022)
17. Das, S.: A brief note on estimates of binomial coefficients. URL: <http://page.mi.fu-berlin.de/shagnik/notes/binomials.pdf> (2016)
18. Espresso: Espresso sequencer, <https://hackmd.io/@EspressoSystems/EspressoSequencer>
19. Feist, D.: New sharding design with tight beacon and shard block integration, https://notes.ethereum.org/@dankrad/new_sharding
20. Feist, D., Khovratovich, D.: Fast amortized kate proofs, https://github.com/khovratovich/Kate/blob/master/Kate_amortized.pdf
21. Gao, Y., Lu, Y., Lu, Z., Tang, Q., Xu, J., Zhang, Z.: Dumbo-ng: Fast asynchronous bft consensus with throughput-oblivious latency. In: Proceedings of the 2022 ACM SIGSAC Conference on Computer and Communications Security. pp. 1187–1201 (2022)
22. George Kadianakis, Ansgar Dietrichs, D.F.: A universal verification equation for data availability sampling, <https://ethresear.ch/t/a-universal-verification-equation-for-data-availability-sampling/13240>
23. Guo, B., Lu, Z., Tang, Q., Xu, J., Zhang, Z.: Dumbo: Faster asynchronous bft protocols. In: Proceedings of the 2020 ACM SIGSAC Conference on Computer and Communications Security. pp. 803–818 (2020)
24. Hendricks, J., Ganger, G.R., Reiter, M.K.: Verifying distributed erasure-coded data. In: Proceedings of the twenty-sixth annual ACM symposium on Principles of distributed computing. pp. 139–146 (2007)
25. Kate, A., Zaverucha, G.M., Goldberg, I.: Constant-size commitments to polynomials and their applications. In: Advances in Cryptology-ASIACRYPT 2010: 16th International Conference on the Theory and Application of Cryptology and Information Security, Singapore, December 5-9, 2010. Proceedings 16. pp. 177–194. Springer (2010)
26. Keidar, I., Kokoris-Kogias, E., Naor, O., Spiegelman, A.: All you need is dag. In: Proceedings of the 2021 ACM Symposium on Principles of Distributed Computing. pp. 165–175 (2021)
27. Kelkar, M., Deb, S., Long, S., Juels, A., Kannan, S.: Themis: Fast, strong order-fairness in byzantine consensus. Cryptology ePrint Archive (2021)
28. Kelkar, M., Zhang, F., Goldfeder, S., Juels, A.: Order-fairness for byzantine consensus. Cryptology ePrint Archive, Paper 2020/269 (2020), <https://eprint.iacr.org/2020/269>, <https://eprint.iacr.org/2020/269>
29. Lens: Lens social network, <https://www.lens.xyz/>
30. Malkhi, D., Nayak, K.: Extended abstract: Hotstuff-2: Optimal two-phase responsive bft. Cryptology ePrint Archive, Paper 2023/397 (2023), <https://eprint.iacr.org/2023/397>, <https://eprint.iacr.org/2023/397>
31. Miller, A., Xia, Y., Croman, K., Shi, E., Song, D.: The honey badger of bft protocols. In: Proceedings of the 2016 ACM SIGSAC conference on computer and communications security. pp. 31–42 (2016)
32. Mostéfaoui, A., Moumen, H., Raynal, M.: Signature-free asynchronous byzantine consensus with $t_{\frac{n}{3}}$ and $o(n^2)$ messages. In: Proceedings of the 2014 ACM symposium on Principles of distributed computing. pp. 2–9 (2014)
33. Nazirkhanova, K., Neu, J., Tse, D.: Information dispersal with provable retrievability for rollups. arXiv preprint arXiv:2111.12323 (2021)

34. Pedersen, T.P.: Non-interactive and information-theoretic secure verifiable secret sharing. In: *Advances in Cryptology—CRYPTO'91: Proceedings*. pp. 129–140. Springer (2001)
35. Reed, I.S., Solomon, G.: Polynomial codes over certain finite fields. *Journal of the society for industrial and applied mathematics* **8**(2), 300–304 (1960)
36. Rothschild, M., Stiglitz, J.: Equilibrium in competitive insurance markets: An essay on the economics of imperfect information. In: *Uncertainty in economics*, pp. 257–280. Elsevier (1978)
37. Roughgarden, T.: Transaction fee mechanism design for the ethereum blockchain: An economic analysis of eip-1559. *arXiv preprint arXiv:2012.00854* (2020)
38. Sheng, P., Xue, B., Kannan, S., Viswanath, P.: Aced: Scalable data availability oracle. *arXiv preprint arXiv:2011.00102* (2020)
39. Spiegelman, A., Giridharan, N., Sonnino, A., Kokoris-Kogias, L.: Bullshark: Dag bft protocols made practical. In: *Proceedings of the 2022 ACM SIGSAC Conference on Computer and Communications Security*. pp. 2705–2718 (2022)
40. Yang, L., Park, S.J., Alizadeh, M., Kannan, S., Tse, D.: {DispersedLedger}: {High-Throughput} byzantine consensus on variable bandwidth networks. In: *19th USENIX Symposium on Networked Systems Design and Implementation (NSDI 22)*. pp. 493–512 (2022)
41. Yang, S., Zhang, F., Huang, K., Chen, X., Yang, Y., Zhu, F.: Sok: Mev countermeasures: Theory and practice (2022)
42. Yin, M., Malkhi, D., Reiter, M.K., Gueta, G.G., Abraham, I.: Hotstuff: Bft consensus with linearity and responsiveness. In: *Proceedings of the 2019 ACM Symposium on Principles of Distributed Computing*. pp. 347–356 (2019)
43. ZCash: Halo2, <https://zcash.github.io/halo2/design/proving/protect\discretionary{\char\hyphenchar\font}{-}\system/permutation.html>

8 Shard algorithm

A simple protocol, called SHARD, with the new architecture can achieve the censorship resistance property with sharding and cryptographic signatures. At a high level, a client sends a transaction to a shard for inclusion. If a sufficient number of replicas in a shard receive the transaction, SHARD guarantees the transaction is included in the final BFT block. Since there are malicious replicas in any shard, a client should send multiple transactions to a shard's replicas to ensure that some honest replicas has received it. All replicas then send batched transactions (mini-block) to leader for inclusion. However, the leader might be malicious and exclude mini-blocks that include a certain transaction. To prevent that, the leader has to include a threshold of mini-blocks from replicas in a shard, which can be enforced by requiring a threshold of digital signatures from members of the shard.

The shard size should be sufficiently large and rotated frequently to ensure that each shard has a sufficient amount of honest replicas to prevent possible collusion (in the most secure case, all replicas are in a single shard). Then the collected mini-blocks can be aggregated in the DA running among all replicas. In the end, the leader has to include all the data from the DA in the final BFT block. If the leader censors a transaction from the DA, anyone can prove to

the BFT protocol of such censorship by providing a proof which indicates the missing inclusion of the transactions in the final block. The challenger can access the unordered transactions by querying the DA. The SHARD protocol assumes that there is a random beacon such that any client can calculate the membership of each shard, and use it to send transactions to the replicas.

However, such SHARD protocol relies on a random beacon assumption and has to calculate a delicate parameter, the shard size, to balance the trade-off between communication efficiency and security against dynamical adversaries and leader-shard collusion. A large shard size causes a client to send more copies of the transaction; whereas a small shard lowers the probability that there are sufficient honest replicas within a shard. In the event that malicious replicas occupy a significant portion of the shard such that the honest replicas cannot have sufficient signature to proceed, the protocol has to decide whether to allow the leader to proceed when the malicious shard refuses to participate in the protocol. If we don't allow the leader to proceed, the BFT protocol has a liveness attack when a shard get dynamically corrupted; if we allow the leader to proceed, then a malicious leader can censor any arbitrary shard to exclude all transactions. It is because we cannot distinguish between the case when a leader is malicious or a majority of a shard is malicious. Both of them can unilaterally censor a mini-block. As the result, we cannot detect censorship when a leader is allowed to proceed with all transactions missing from a shard, and there is no forensics when censorship happens. But since the replica allocation to shards is publicly accessible in order for clients to submit their transactions, the dynamic adversary can acquire this information and slowly corrupt the shard. To lower the probability the above liveness and censorship attack from happening, the protocol has to rotate the shard very frequently to prevent the worst case liveness attack. But shard rotation requires intricate handoff mechanism that increases the protocol's complexity and decreases the system's throughput capacity.

9 Proof of Stake BFT Leader Assumption

In the production leader based proof of stake blockchain, like Tendermint[9], a replicas' chance to become a leader is weighted proportional to replicas' voting power. There is a natural implication from this model to our assumption that leader is much capable such that it has high bandwidth and computing facility. Essentially, the leader with large percentage of stake in the partial synchronous setup already put down large capital investment in the form of stake, but the hardware requirement is relatively cheap. For example, a powerful instance m7g.16xlarge[4] on AWS EC2 with 64 vCPU, 256 GB memory and 30 Gbps optimized bandwidth requires only \$2.6112/hour in a long term plan.

On the other hand, the censorship resistant property in BIGDIPPER does not give the leader much higher potential to manipulate the transactions inclusion. Therefore from the protocol's view, it is fine to have a few replicas with large amount of stake, and many replicas with less stake and regular hardware, provided that there is one powerful leader to drive liveness.

A more uniform stake distribution is desirable, in which scenario, replicas with insufficient hardware can choose third party services to temporarily serve the leader’s role. Or the protocol has to downgrade the performance for a brief time proportionally to the replicas’ stake.

To avoid the problem of downtime or third-party trust relation, the leader selection part of BFT protocol can have an opt-in mechanism, such that only interested parties can volunteer to become the leader. If some leaders are persistently censoring, eventually replicas from community can opt-in to improve the honest ratio in the leader set.

10 BigDipper Properties

10.1 BigDipper Properties

BIGDIPPER is a BFT system that provides consensus on a string of bits. It requires a transaction broadcast protocol to accept client transactions, a DA-CR for guaranteeing transaction availability and inclusion, and finally an integration with a BFT protocol. BIGDIPPER relies on an execution engine like the Ethereum Virtual Machine to handle transaction validity. BIGDIPPER satisfies the following additional properties besides safety and liveness of the BFT protocols. Suppose there are n total replicas, and f of them are malicious. In the property description, a replica is available if it can include any transaction before sending its mini-block:

- **Strict Transaction Inclusion:** If a DA-CR guarantees at least t mini-block inclusions from honest replicas, an honest client can send $n - t + 1$ copies of a transaction to distinct available replicas for guaranteed inclusion regardless of whether the leader is malicious.
- **Probabilistic Transaction Inclusion Under Honest Leader:** Under an honest leader, if a DA-CR guarantees at least t mini-block inclusions from honest replicas, an honest client can send x copies of a transaction to random distinct available replicas for probabilistic inclusion, the probability monotonically increases with x and t . If network latency of honest replicas are i.i.d, the probability increases exponentially with x and t .
- **Probabilistic Transaction Inclusion Under Malicious Leader:** Under a malicious leader, with a DA-CR instance with t guaranteed honest mini-block inclusions, an honest client can send x copies of a transaction to random distinct available replicas for probabilistic inclusion, the probability monotonically increases with x , up to 1 when $x = n - t + 1$. When $x \leq f$ the malicious leader can censor one transaction with probability 1, but to censor u different transactions each of x copies altogether, the probability of censoring decreases exponentially as u increases.
- **2Δ Probabilistic Confirmation for Clients:** If a DA-CR guarantees at least t mini-block inclusions from honest replicas, an honest client can send x copies of a transaction and compute the probability of inclusion right after 2Δ network latency by using number of responses from x replicas and belief on the leader’s type.

- **Hyperscale Throughput:** The throughput of reaching consensus on a sequence of bits is a constant ratio to system capacity, which scales linearly as the number of replicas joining in the system.

11 BFT protocol complexity analysis

11.1 Prime

Prime[3] is a classic leader based protocol whose goal is to defend against adversarial attack on performance degradation while ensuring basic safety and liveness of a BFT protocol. The malicious replicas can perform arbitrary operations but correctly enough for not being identified as malicious. The paper defines a new correctness criteria that takes performance into account for defending against performance degradation attack. For example, a malicious leader can introduce latency in the consensus critical path to delay the rate of confirmation. The paper relies two insights, most of procedures in the protocol does not require malicious replicas to take action; second, if the workload for a leader has a predictable bound, all peers can observe the network and access the leader’s performance to decide if the leader should be replaced. To achieve them, the protocol devises multiple sub-protocols, each responsible for a specific tasks. When a replica receives a order (transaction), it disseminate it to all other replicas. The pre-ordering sub-protocol is responsible for confirming the data availability. A data structure called **PO-SUMMARY** is invented to record from each replica’s view, how much data the other replicas currently have. Essentially, **PO-SUMMARY** is a vector recording cumulative sum about what other replicas have. Then each replica broadcast **PO-SUMMARY** to everyone including the leader. The exchange about **PO-SUMMARY** requires a $O(n^2)$ communication, where n is the number of replicas. The leader then uses all **PO-SUMMARY** to create a global ordering, if a transaction has been recorded by at least $2f + 1$ replicas. BIGDIPPER is different from Prime although both are leader based protocols, because in BIGDIPPER there is never a all-to-all communication pattern, and in addition, the inclusion of transaction does not require consensus of $2f + 1$ to receive the transaction. Although Prime uses erasure code to reconcile data availability, the erasure coding is done to per transaction basis. The regular Ethereum transaction size is roughly 200Byte, then if the network has size of equal size, the overhead per transaction is outweighing the benefits of erasure coding. Whereas in BIGDIPPER, the erasure code is done all transactions batch received by a BFT replica. Applying erasure code to the batch does not introduce too much overhead for indicating which indices its points are evaluating on. At latency perspective, Prime extends 2-Phase PBFT by 1.5 phase (round-trip) trips message, which are **PO-REQUEST**, **PO-ACK**, **PO-SUMMARY**, whereas BIGDIPPER perfectly fits into the 2-Phase hotstuff protocol.

11.2 HoneyBadger and DispersedLedger

HoneyBadger is a leaderless asynchronous BFT protocol, made of two protocols: a reliable broadcast protocol (RBC) and an asynchronous binary agreement

protocol. To reach consensus, HoneyBadger runs n reliable broadcast protocol asynchronously. The reliable broadcast is modified based on AVID [13], where every replica produces its own merkle tree, and broadcast the merkle leaf and proof to all other replicas. The total communication complexity for one replica to broadcast its data of size b bytes is $O(nb + \lambda n^2 \log n)$; whereas using the classic Bracha[8] reliable broadcast would take $O(n^2b)$. Whenever a replica completes a reliable broadcast j , it starts to contribute to the binary agreement protocol for j . An asynchronous binary agreement protocol accepts inputs from all replicas. Since the binary agreement(BA) protocols based on construction from [32] requires $O(n^2)$ communication complexity per round, and it takes $O(k)$ rounds to complete with probability $1 - 2^{-k}$. The overall complexity for BA is $O(n^2 \log k)$. To ensure all n instances of BA to terminate with high probability, the expected number of round is $\log n$. The overall communication complexity for all n replicas to complete a round is $O(n^2b + \lambda n^3 \log n + n^3 \log n) = O(n^2b + \lambda n^3 \log n)$, where b is inputs from each replicas. The number of communication steps to complete a honeybadger RBC (which is modified based on AVID) is 3. The first step sends merkle leaf to everyone, the second step sends echo among all replicas, and the final step for sending ready messages.

DispersedLedger has a very similar structure as HoneyBadger. DispersedLedger divides the protocols into two parts: a data availability(DA) protocol and a binary agreement protocol. The data availability is different from reliable broadcast protocol in HoneyBadger, because data availability can be achieved by the Disperse invocation alone, and its retrieval part can be deferred in the later stage. The construction of DA in DispersedLedger is called AVID-M, which has very similar structure as the merkle construction in reliable broadcast in HoneyBadger and AVID-H in AVID[13]. In DispersedLedger, the communication complexity for each replica is $O(b + \lambda n^2)$, the binary agreement part is identical to HoneyBadger which takes $O(n^2 \log k)$ per replicas, that terminates with probability $1 - 2^{-k}$. So together the total communication complexity is $O(bn + \lambda n^2 + n^3 \log n)$. The number of steps for DA is 3, the sender replica first sends the merkle leaf and proof, the each replica sends **GotChunk** that contains only the merkle root, this is the step that differs significantly from AVID-modified RBC from HoneyBadger; the last step is to send **ready** message. Although both DispersedLedger and HoneyBadger has censorship resistance property, it is implemented by a all-to-all communication pattern. Whereas in BIGDIPPER, there is an active coordinating leader preventing the quadratic communication pattern.

11.3 VABA

Validated Asynchronous byzantine Agreement is the first protocol that achieves multivalued byzantine agreement with $O(n^2)$ complexity. Previous method by [12] of MVBA requires $O(n^3)$ communication complexity. The key construction element is called provable broadcast, which is also a key building block for conventional leader-based BFT protocol like [42,9,14], where the leader has an active role to coordinate replicas. For VABA, each Atomic broadcast instance

is associated with an ID; within each ID, four consecutive PB are invoked to ensure data is committed without worries of hidden lock. All n replicas performs 4-stages PB, and a leader is chosen retrospectively after all replicas have abandoned their PB procedures. If the selected leader prematurely terminates the 4 stage PB, a view change repeats the 4 stage PB until an externally valid value is confirmed by all honest replicas. BIGDIPPER is a leader based BFT protocol, that avoids all-to-all communication pattern, unlike VABA.

11.4 Dumbo, sDumbo-DL and Dumbo-NG

Dumbo is BFT protocol built upon the framework presented from HoneyBadger. There are two versions of the protocol: Dumbo1, and Dumbo2. The Dumbo1 identified n parallel asynchronous Binary Agreement protocol as the bottleneck to the system throughput. Then it provides an optimization to replace n Asynchronous Byzantine Agreement(ABA) instance. The technique is to replace n ABA with a $\log n$ reliable broadcast(RBC) to ensure one honest replica can provide a batch of transactions from $n - f$ replicas. Then all n nodes runs $\log n$ ABA to agree on which one of the $\log n$ Index from RBC are correct, and the data is received by them. In total the step which Dumbo1 takes to finish the protocol is $2 + 2 + \log \log n$ for Value-RBC, Index-RBC and ABA.

Dumbo2 is a further optimized version of Dumbo1. Instead of using n Value-RBC, $\log n$ Index-RBC followed by $\log n$ ABA, Dumbo2 replaced the reliable broadcast part with a new protocol called provable RBC, that uses threshold signature to ensure the data broadcast by Index-RBC are indeed correct. The agreement part is replaced with only one Multivalued Byzantine Agreement (MVBA).

11.5 DAG-Rider, Narwhal-Hotstuff and Tusk

DAG-Rider, Narwhal-Hotstuff and Tusk are consensus protocols that adopts a design that separate mempool and consensus, where the mempool is implemented as Direct acyclic graph. DAG-rider is an asynchronous protocol that arrives at consensus every four rounds, where each round consists of a reliable data broadcast (RBC) and is not a point-to-point communication. When a RBC is implemented by AVID, the communication complexity is $O(nb + \lambda n^2 \log n)$. Because each RBC takes 3 communication steps (point to point communication), the overall steps it takes to confirm a block is 12. Because every vertex must contain n meta-data of size $\log n$, the broadcast would consume $O(n^2 \log n)$ bits for each replica.

Narwhal is a mempool module that is dedicated to produce data protocol that has properties of Integrity, block-availability, containment, 2/3-causality and 1/2-chain quality. The data broadcast is achieved with provable broadcast by using certificate from $n - f$ replicas' signature. Narwhal-Hotstuff-2 is a partial synchronous protocol that uses Hotstuff-2 for reaching consensus. In the table, we use the latest Hotstuff-2 as the consensus module to reduce latency. In the

Narwhal-Tusk paper, the communication steps is 8, because it used the old 3 phases Hotstuff protocol.

Tusk is an asynchronous protocol that is an implementable version of DAG-Rider, and it includes optimization to reduce the expected communication steps to 9 as indicated in the paper[16].

12 Background Appendix

12.1 Validity requirement in BFT problem

Often external validity[12] is added to the BFT requirement, which requires a polynomial-time computable predict for deciding if a transaction is valid. BIGDIPPER uses standard Virtual machine to handle transaction validity, the protocol by itself serves to reach consensus on a sequence of bits.

12.2 DA using outsourced components

There are many ways to incorporate [38,2] a DA into a BFT protocol, either by borrowing external DA oracle or internalizing it with the BFT replicas. The advantage of the second option is a single unified trust assumption. The advantage of former options usually come with high throughput and simpler application design logic due to modularity.

12.3 Reed Solomon Erasure coding

The encoding process of Reed-Solomon code is based on the idea of polynomial interpolation[35]. Essentially, given a list of n points, there is a unique polynomial of degree $n - 1$ that interpolates those points. The redundancy generation is basically evaluating the polynomial at more points. Where those new points locate depends on specific encoding scheme. However, one encoding scheme that uses Fast Fourier Transform is particularly popular due to its fast $O(n \log n)$ computation complexity. It only requires the field which evaluations indices belong to have root of unity, ω , such that $\omega^z = 1$, where z is power of 2. Given some data D , the exact operation can be summarized as $IFFT(\text{concat}(FFT(D), \hat{0}))$, where $IFFT$ is inverse FFT, and the length of $\hat{0}$ depends on size of redundancy. Since Fast Fourier Transform is a linear operation, i.e. $\alpha FFT(a) + \beta FFT(b) = FFT(\alpha a + \beta b)$. We will use the FFT encoding scheme on Elliptic Curve[43] to work with KZG polynomial commitment. Given an input array $[d_1 \cdots d_n]$ with coding ratio 1/3, RS encoding can be implemented such that the output is $[d_1 \cdots d_n, p_{n+1} \cdots p_{3n}]$, where the input data take identical locations, and parity data p_* are generated at new indices.

RS encoding can be used to introduce redundancy in numerous ways. Figure 4 presents a way by laying all data in one dimensional line, and apply RS encoding. Another way is to format the data into a 2D matrix like Figure 2. Inside the matrix, data are partitioned into columns, and redundancy is applied by taking

FFT extension on each rows, such that redundant columns are generated. The matrix format is pioneered by [2] and used by Ethereum Danksharding [19] in the future roadmap. Unlike those works, our construction the matrix does not add redundancy along columns. Our RS construction is also different from Semi-AVID-FR[33], that every replica would possess one system chunks and two parity chunks.

12.4 BLS Elliptic Curve and Signature

This section serves as a very brief coverage of basic elements of BLS12-381 elliptic curve and their properties. We also briefly cover BLS signature which can be instantiated on the BLS12-381 curve.

An elliptic curve consists of three group G_1, G_2, G_T or order p , a pairing is an efficiently computable function $e : G_1 \times G_2 \rightarrow G_T$. Group G_1, G_2 have generator g_1, g_2 respectively, and all members in the group can be obtained by enumerating powers on the generator. The generator of G_T equals to $e(g_1, g_2)$. A pairing function provides a following property that $e(X^a, Y^b) = e(X, Y)^{ab}$, where X, Y are elements from elliptic curve group G_1, G_2 , and a, b are integer from their corresponding finite field. BLS12-381 is one elliptic curve allows for pairing (bilinear) operations.

On top of BLS12-381 curve, we can instantiate BLS public key signature [7] scheme, which allows clients to sign and verify signature. Beyond simple signature, both threshold signature and multi-signature can be developed.

12.5 Polynomial Commitment and KZG

We provide a more technical definition for primitives that uses KZG scheme that uses Discrete Logarithm(DL) and t-SDH assumptions [25]. First, KZG requires a trusted setup of $\{g^z \cdots g^{z^t}\}$, where z has to be a secret to anyone and g is a generator for some elliptic curve group that has bilinear pairing property [6]. We use `Setup` to presents the procedures to get those powers of generators, which requires a security parameter λ . The security of a scheme is measured against a probabilistic polynomial time (PPT) adversary to break the properties. A secure scheme requires all polynomial time adversary to have negligible probability to break the scheme. The primitive `Commit` of a function $\phi = \sum_j \phi_j x^j$ can be implemented as $C = \prod_{j=0}^{deg(\phi)} (g^{z^j})^{\phi_j}$, where g^{z^j} is provided from the public setup, and ϕ_j are the coefficient for j -th monomial. The primitive `createWitness` for some index i with evaluation $\phi(i)$ is defined as $\psi(x) = \frac{\phi(x) - \phi(i)}{x - i}$, and we let $w_i = g^{\psi(z)}$, which is the outcomes of `Commit`(ψ). The primitive `VerifyEval` on some evaluation a tuple $(i, \phi(i), w_i)$ is defined as $e(C, g) = e(w_i, g^z / g^i) e(g, g)^{\phi(i)}$, where e represents the bilinear pairing operation. A proof for its correctness can be found in [25].

Definition 1. (*KZG Commitment scheme*)

1. **Polynomial-binding.** For all PPT adversaries \mathcal{A}

$$\Pr \left(\begin{array}{l} pk \leftarrow \text{Setup}(1^\lambda) \\ (C, \phi(x), \phi'(x)) \leftarrow \mathcal{A}(pk) \end{array} : \begin{array}{l} \text{Commit}(\phi) = C \wedge \\ \text{Commit}(\phi') = C \wedge \\ \phi \neq \phi' \end{array} \right) \leq \epsilon(\lambda).$$

2. **Evaluation-binding.** For all PPT adversaries \mathcal{A}

$$\Pr \left(\begin{array}{l} pk \leftarrow \text{Setup}(1^\lambda), \\ (C, \langle i, \phi'(i) \rangle, w_i), \\ \langle i, \phi'(i) \rangle, w'_i \\ \leftarrow \mathcal{A}(pk) \end{array} : \begin{array}{l} \text{VerifyEval}(pk, C, i, \\ \phi(i), w_i) = 1 \wedge \\ \text{VerifyEval}(pk, C, i, \\ \phi'(i), w'_i) = 1 \wedge \\ \phi \neq \phi' \end{array} \right) \leq \epsilon(\lambda).$$

ϵ represents a negligible function such that $\epsilon(n) \leq \frac{1}{n^c}$ for all n greater some function of c . \mathcal{A} denotes an adversary.

It can be shown that KZG provides linearity in commitments and witnesses, such that $\text{commit}(\alpha u + \beta v) = \alpha \text{commit}(u) + \beta \text{commit}(v)$, $\text{createWitness}(\alpha u + \beta v) = \alpha \text{createWitness}(u) + \beta \text{createWitness}(v)$. Here we slightly abuse the notation a bit to use $+$ to present the group operation \cdot , it is useful to illustrate the following property.

The linearity of KZG commitment and RS encoding provide a powerful way to encode systematic chunks such that commitments of parity chunks interpolates to a polynomial, which is generated purely from commitments of systematic chunks.

There are existing works [24,33,19] that study and apply this property. Generating witnesses(proofs) is a computational intensive process. Techniques including KZG multi-reveal [20] and Universal Verification equations [22] from Ethereum provide both fast way to compute batch and evaluate proofs.

12.6 Pedersen commitment

Pedersen commitment is another polynomial commitment scheme[34]. Assuming discrete logarithm is hard, suppose we have a cryptographic group of (G, \cdot) where \cdot is the group operation, that has order q and generator g . Suppose we choose n random point, $\mathbf{g} = g_1, \dots, g_n$, from G , we can commit two field element $\mathbf{a} = a_1, \dots, a_n$ by defining the commit function as

$$\text{commit}(\mathbf{g}, \mathbf{a}) = \prod_i g_i^{a_i}$$

Since Discrete Logarithm is assumed to be hard, no adversary can find another a', b' that commits to the same value. where product is carried over group operation \cdot .

12.7 Ordering Functions

BIGDIPPER prioritizes transaction inclusion, and provide a modular interface for any ordering modules. From the perspective of BIGDIPPER, the other end of the interface is treated as a **ordering** function, that returns a deterministic permutation of transactions for data corresponds to some BFT view number. For each replica, the function could be a simple deterministic implementation. For example, a shuffling function can be implemented by computing the hash digest of all sorted transactions; another example would be using round robin to take transaction one-by-one from each replica. Then if all replica only access to the same data, they all arrive to the same permutation. However, simple ordering function suffers a limitation that a malicious leader can grind its mini-blocks to alter transaction locations. More sophisticated oracle usually requires inputs from other replicas or external source for providing the ordering. For example, logical timestamp among transactions is required for creating a FCFS fair ordering[27]; auction mechanism needs to collect bids from possible external parties; a verifiable random function(VRF) requires randomness inputs from other replicas. Most implementations can be optimized with coordination from the leader. Appendix 21 displays a sketch about using permutation argument from zero knowledge to facilitate correct ordering.

13 DA-CR Primitives and Definition

13.1 DA-CR Definitions

For a DA-CR protocol, its censorship resistance depends on the characteristics of the Disperse invocation. Definitions (2, 3) quantify the amount of censorship resistance with a single parameter. Given a desired parameter, the protocol has a large design space for choosing an inclusion mechanism for meeting the requirement. Definition (5) classifies the design space into two categories, based on the idea of whether a leader informs every replica about whose data are included. It is achieved with the use of attestation in definition (4). If a design uses attestation in conforming the censorship resistance parameter, definitions (6, 7) capture possible outcomes when a leader interferes with the inclusion mechanism. In Section 4, we provide protocols designed base on either of the two categories.

Definition 2 (Replica-Exclusion). *Suppose a Disperse invocation finishes with a Complete type with a valid combined signature, a replica p is excluded if the leader does not include the mini-block from p for the DA-CR instance. Replica-exclusion happens even when the leader is honest.*

Definition 3 (Censorship Resistance t). *A protocol is censorship resistant if it guarantees that at least t honest replicas are not excluded in any DA-CR instance. If $t = 0$, the protocol is not censorship resistant.*

Definition 4 (Data-Attestation). *If a replica proposes some non-zero data as its mini-block for a DA-CR instance, the replica declares it to a leader by generating a signature, called attestation, based on data in the mini-block. An attestation from replica p is denoted a_p .*

Definition 5 (Accountable-Inclusion-Mechanism). *To conform with the censorship resistance t , an accountable inclusion mechanism requires a leader to explicitly demonstrate the required number of inclusion by showing attestations from other replicas, whereas a non-accountable inclusion mechanism allows the leader to demonstrate conformity without attestations.*

Definition 6 (Data-tampering). *In an accountable mechanism, suppose a replica p participates in a Disperse invocation with a non-zero mini-block and the leader used the attestation a_p for demonstrating sufficient inclusion of mini-blocks to other replicas. Let b_p be the mini-block in the actual dispersed data corresponding to replica p , the data of replica p is tampered if a_p does not bind to b_p .*

Definition 7 (Space-capturing). *Suppose in a Disperse invocation a replica p is excluded from the DA-CR instance, the data space designated for the replica p is captured by a leader if in the actual dispersed data b_p , it is not set to a system default value reserved for the excluded replicas.*

The default value for the excluded replicas can be arbitrary, we let the value be identically 0. To handle a corner case when a replica has no data to upload, the protocol defines a special NULL transaction for differentiating scenario. With respect to definition(5), a great difference between the two types of inclusion mechanism is shown in Lemma 1:

Lemma 1. *Replica-Exclusion and Space-capturing in an accountable mechanism is publicly attributable; whereas in a non-accountable mechanism, both of them are only known privately by the leader and the excluded replica.*

The proof is a direct consequence of using attestations. In a non-accountable mechanism, there is a lack of association between dispersed mini-blocks and their senders, so the leader can overwrite some space with its own data as long as it satisfies some requirement of censorship resistance t . In contrast, an accountable inclusion mechanism keeps track of what mini-block is sent by which replica. See Appendix 18 for more discussion.

When an accountable inclusion mechanism is used, it exposes an attack vector based on definition(6), which does not exist for protocols that use non-accountable inclusion mechanisms. The goal of the attack is to introduce inconsistency between what is being attested and what is actually dispersed. An honest leader never tampers data; whereas a malicious leader can tamper any mini-blocks including those produced by other malicious replicas. With the definitions above, we describe properties required for a DA-CR protocol.

13.2 DA-CR relationship with AVID protocol family

AVID is not communication efficient since every replica downloads the entire data. AVID-FP fixes it by using homomorphic fingerprinting, but requires a $O(n^2\lambda)$ number of overhead per node. AVID-M overcomes the quadratic overhead by using merkle commitment, but it allows the room for inconsistent coding, which either complicates the trust assumption or prolongs the confirmation latency. Semi-AVID-PR is designed for rollup, so it does not provide **Agreement** and **Termination** properties unlike others, but it shares many similarity with DA-CR on data structure and properties. Compared to those protocols, there are two great differences in DA-CR. First, DA-CR has a network assumption of partial synchrony, which allows for a leader to intermediate among replicas; it is the key that allows DA-CR to avoid the second $O(n)$ broadcast step in AVID-M[40] needed to ensure the Termination property. Second, AVID family protocols has a client-server model and the client has the entire data; whereas DA-CR is closer to a P2P network, where every replica has partial data and serves as both a client and a server. The DA-CR is similar to AVID-FP, but avoids $O(n^3)$ messages complexity, because the leader can coordinate communication in the partial synchronous network. At the downside of the DA-CR, a malicious leader can refuse to proceed the protocol at any stage. A timeout and a leader replacement mechanism are required to properly terminate a round.

13.3 DA-CR properties discussion

We note that the Inclusion- t , Data-tampering Resistance- ρ and Space-Capturing- η are extensions to the Correctness property which is offered by many DA-CR protocols. Those additional properties refine the relation between the original data from an honest replica and its final dispersed mini-block even when the leader is malicious. Data-tampering Resistance is different from Commitment Binding, because the later guarantees there is only one data block that matches to the final commitment and its corresponding combined signature; whereas for Data-tampering Resistance in an accountable mechanism, ρ number of dispersed mini-blocks must indeed be consistent to the published data attestations binding to the final commitment.

To emphasize the importance of ρ , suppose $\rho = 0$, then the leader is free to mutate any bits in any replicas' mini-blocks. The malicious leader can then attack the system by posting the original attestations, but in fact dispersing something else. Without careful protocol design, one can come up with scheme that violates the data tampering. The inclusion- t property directly corresponds to the censorship resistant in Definition 3, and similarly, Space-Capturing- η for Definition 7.

Algorithm 2 CARD-7

```

1: At the replica  $p$  :
2:  $myView \leftarrow 0$ ,  $aggSigs[\cdot] \leftarrow \emptyset$ ,  $db \leftarrow \emptyset$ 
3: upon receiving  $SIGNAL(v)$  do
4:    $myView \leftarrow v$ 
5:    $b_p^v \leftarrow mempool$ 
6:    $c_p^v \leftarrow kzgCommit(b_p^v)$ 
7:    $a_p^v \leftarrow sign(c_p^v || v)$ 
8:   send  $\langle Collection, a_p^v, b_p^v \rangle$  to leader
9: upon receiving  $Dispersal$  do
10:   $\{c_i\}_{1 \leq i \leq 3n} \leftarrow extendEval(\{c_i\}_{1 \leq i \leq n})$ 
11:   $a \leftarrow (checkCom(c_p, b_p^v) \vee c_p = 0) \wedge checkInc(S, \{c_i\}_{1 \leq i \leq n})$ 
12:     $\wedge checkCom(c_{p+n}, chunk_{p+n}) \wedge checkCom(c_{p+2n}, chunk_{p+2n})$ 
13:  if  $a = \text{true}$  then
14:     $db[c_p, c_{p+n}, c_{p+2n}] \leftarrow (b_p^v, chunk_{p+n}, chunk_{p+2n})$ 
15:     $C \leftarrow CRHF(\{c_i\}_{1 \leq i \leq 3n})$ 
16:     $\sigma_p \leftarrow ms.sign(sk_p, C)$ 
17:    send  $\langle Approval, \sigma_p \rangle$  to leader
18: upon receiving  $Agreement$  do
19:   if  $ms.verify(m.\sigma_{agg}, m.I_{\sigma_{agg}}, m.C)$  then
20:      $aggSigs[m.g, m.v] \leftarrow (m.\sigma_{agg}, m.I_{\sigma_{agg}})$ 
21: At the leader:
22: upon receiving  $Collection \wedge validCollect(m) \wedge reach-proc-time$  do
23:    $B \leftarrow \{m.b_p^v | m.a_p^r \in S\}$ 
24:    $\{c_i, chunk_i\}_{1 \leq i \leq 3n} \leftarrow encode2d(B)$ 
25:   for  $i \leftarrow 1 \dots n$  do
26:     send  $i$   $\langle Dispersal, \{c_i\}_{1 \leq i \leq n}, chunk_{i+n}, chunk_{i+2n}, S \rangle$ 
27: upon receiving  $Approval \wedge validApproval(m)$  do
28:    $\sigma_{agg}, I_{\sigma_{agg}} = ms.agg(\{m.\sigma_{i_p}, pk_{i_p}\}_{1 \leq p \leq n-f})$ 
29:   for  $i = 1 \dots n$  do
30:     send replica  $i$   $\langle Agreement, I_{\sigma_{agg}}, \sigma_{agg}, C \rangle$ 

```

Algorithm 3 utility functions

```

1: procedure CHECKCOM( commitment, chunk )
2:   return kzgCommit(chunk) = commitment
3: procedure EXTENDEVAL(  $\{c_i\}_{1 \leq i \leq n}$  )
4:   return rsEncode( $\{c_i\}_{1 \leq i \leq n}, 1/3$ ) # 1d RS to 3n with systematic encoding
5: procedure CHECKINC( S,  $\{c_i\}_{1 \leq i \leq n}$  ) S is the attestation set
6:    $O \leftarrow \emptyset$ ,  $A \leftarrow \{1 \dots n\}$ 
7:   for  $a_p^v$  in S do
8:     if verifySig( $a_p^v || myView, c_p$ ) = true  $\wedge c_p \neq 0$  then
9:        $O \leftarrow O \cup p$ 
10:    else
11:      return false
12:    for  $p \leftarrow A - O$  do
13:      if  $c_p \neq 0$  then
14:        return false
15:    return  $|O| \geq n - f$ 
16: procedure VALIDCOLLECT( m )
17:   if verifySig( $msg.a_p^v || myView, kzgCommit(m.b_p^v)$ ) then
18:      $S \leftarrow S \cup m.a_p^v$ 
19:   if  $len(S) \geq n - f$  then
20:     return true, S
21: procedure VALIDAPPROVAL( m )
22:   if ms.verify( $\sigma_p, pk_p$ ) then
23:      $M \leftarrow M \cup (m, pk_p)$ 
24:   if  $len(M) \geq n - f$  then
25:     return true, M
26: procedure ENCODE2D( B )
27:    $\{chunk_i\}_{1 \leq i \leq 3n} \leftarrow rsEncode2d(B, 1/3)$ 
28:   for  $i \leftarrow 1 \dots 3n$  do
29:      $c_i \leftarrow kzgCommit(chunk_i)$ 
30:   return  $\{c_i, chunk_i\}_{1 \leq i \leq 3n}$ 

```

14 DA-CR Protocol Designs

14.1 BigDipper-7

Collection Frequency and Waiting Time In each DA-CR instance, every replica waits for its local *Signal* to send mini-blocks to the leader. The frequency of the signal must equal to the frequency of BFT blocks. If there are more than one DA-CR instance per consensus instance, a malicious leader can censor all but keep one DA-CR instance to avoid stalling the BFT protocol. If the frequency is lower, the chain cannot progress fast enough. Since an instance has the same pace as the BFT protocol, we let the signal to carry the replica’s local view number from the BFT protocol. In the actual implementation, the signal can come from a pacemaker from a leader based BFT protocol[30]. Section 6.3 discuss an integration with Hotstuff-2.

When a leader waits for **collection** messages in the beginning of the workflow, the leader can add a new condition that allows it to wait extra time after receiving $n - f$ messages. In Algorithm 2, we denote the condition as *reach-proc-time*, standing for *reaching processing time*, which can be implemented as a short timer that evaluates to **true** on timeout. The number of included mini-blocks has a pivotal role for good censorship resistance in the transaction broadcast protocol discussed in Section 5. In short, the more mini-blocks gets included, the less resource a client needs to spend to achieve some certain probability of inclusion. If *reach-proc-time* is always true, the leader proceeds immediately after having $n - f$ mini-blocks. If the timer is set long enough, all mini-blocks from all honest replicas can be collected. The timer can be tuned to create a balance with the optimistic responsiveness property of Hotstuff.

14.2 Calculating Coding Ratio for DA-CR

The coding ratio is set to be $1/3$, i.e. 2 parity chunks per one systematic chunk. The number three comes from the assumption that only f out of $3f + 1$ BFT nodes are malicious. To prevent liveness attack from f malicious replicas, the leader should be allowed to proceed to complete a DA-CR instance as long as there is a combined signatures from $2f + 1$ replicas. But since f out of the $2f + 1$ signatures could come from the malicious replicas, we require the remaining $f + 1$ replicas to be able to reconstruct the whole data. Although the exact ratio should have been $\frac{f+1}{3f+1}$, the erasure coding is more efficient for integer and easy for reference. Since $\frac{1}{3} < \frac{f+1}{3f+1}$, the data is safe.

14.3 Retrieve Algorithm

A retriever can invoke either **retrieveChunk** or **retrievePoint** in Algorithm 4 for receiving the data.

Algorithm 4 Retrieve Invocations

```

1: At the replica  $p$  :
2: upon receiving RetrieveChunk do
3:   if  $m.c_p$  in  $db$  then
4:     send back  $\langle db[m.c_p] \rangle$ 
5: upon receiving RetrievePoint do
6:   if  $m.c_p$  in  $db$  then
7:      $\phi_j, w_j \leftarrow createWitness(db[m.c_p], j)$ 
8:     send back  $\langle \phi_j, w_j \rangle$ 
9:
10: procedure RETRIEVECHUNK(  $p, \{c_i\}_{1 \leq i \leq n}$  ) # if  $p=-1$ , then retrieve all chunks
11:   if  $p \neq -1$  then
12:     for  $k \leftarrow \{p, l\}$  do
13:        $chunk \leftarrow send(\text{RetrieveChunk}, c_p)$  to replica  $k$ 
14:       if  $checkCom(c_p, chunk)$  then
15:         return  $chunk$ 
16:        $chunks = \emptyset$  # when not comply
17:        $\{c_i\}_{0 \leq i \leq 3n} \leftarrow extendEval(\{c_i\}_{1 \leq i \leq n})$ 
18:       for  $j \leftarrow shuffle(1 \dots n)$  do
19:          $chunk \leftarrow send(\text{RetrieveChunk}, c_j)$  to replica  $j$ 
20:         if  $checkCom(c_j, chunk) = true$  then
21:            $chunks[j] \leftarrow chunk$ 
22:       upon  $len(chunks) = f + 1$  do
23:          $B \leftarrow rsReconstruct(chunks)$ 
24:         if  $checkCom(c_p, B[:, p])$  then # if  $p=-1$ , loop for all chunks
25:           return  $B[:, p]$ 
26: procedure RETRIEVEPOINT(  $p, j, \{c_i\}_{1 \leq i \leq n}$  ) # for a point at  $B[j, p]$ 
27:   for  $k \leftarrow \{p, l\}$  do
28:      $\phi, w \leftarrow send(\text{RetrievePoint}, c_p, j)$  to replica  $k$ 
29:     if  $kzgEvalVerify(c_p, j, \phi, w)$  then
30:       return  $\phi$ 
31:    $\{c_i\}_{0 \leq i \leq 3n} \leftarrow extendEval(\{c_i\}_{1 \leq i \leq n})$ 
32:   for  $i \leftarrow 1 \dots n$  do
33:      $chunk \leftarrow send(\text{RetrieveChunk}, c_j)$  to replica  $j$ 
34:    $B \leftarrow retrieveChunk(-1, \{c_i\}_{0 \leq i < 3n})$  # when not comply
35:   return  $B[j, p]$ 

```

14.4 Retrieval success as a function of number requested replicas

Because every replica has three data chunks, a retriever at most needs to query $\lceil \frac{f+1}{3} \rceil + f$ replicas to reconstruct the interested rows in the data matrix. Let $a = \lceil \frac{f+1}{3} \rceil$. Figure 3 plots the probability of successful reconstruction as a function of random connections with varying number of nodes $n = 3f + 1$.

Since each honest replica randomly selects others to connect with, the probability of connecting to a honest replicas, $\Pr(\text{success})$, can be calculated by the following Equation:

$$\Pr(\text{success}) = \sum_{b=a}^y \frac{\binom{2f+1}{b} \binom{f}{y-b}}{\binom{3f+1}{y}} \quad (1)$$

As we increase the number of replica, the ratio of achieving successful reconstruction is high even at the ratio of $0.6(f+a)$. Each node only need to connect to approximately $4f/5$ replicas to reconstruct the data if it uses query replicas randomly.

The data reconstruction can be run asynchronously, and takes one round trip time to complete.

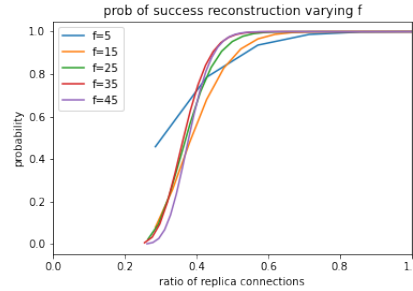


Fig. 3: The probability to connect to a replicas as we change the total number of replicas $n = 3f + 1$. The x axis is presented as the ratio of $\frac{y}{f+a}$. The max value of x-axis is $f + a$.

14.5 Card-7 Properties Proofs

Data-tampering Resistance- n : We prove by contradiction. Suppose a mini-block of some replica p has been tampered by the leader in some dispersal with a valid aggregate signature. By definition, the leader must have accepted p 's attestation, and included it as a part of the *attestation set*. By intersection argument, $f + 1$ honest replicas must have signed a common *commitment list* as its message for the aggregate signature. By (Alg.Card-7 line 11), we know the



Fig. 4: The data structure for 1 Dimensional KZG RS encoding

attestation signature of the tampered mini-block must verify correctly to p -th commitment in the *commitment list*, otherwise no honest replica would send the Approval. Because each of $f + 1$ honest has three chunks and has verified their consistency with the received *commitment list* (Alg.Card-7.line 11-12), they in total possess $3f + 3 > n$ consistent chunks. The $3f + 3$ chunks are sufficient to interpolate every row to get the evaluations for the p -th column in the dispersed data, denote it as b'_p . By linearity of Reed-Solomon code and KZG commitments, b'_p must have committed correctly to p -th location in the *commitment list*. But by definition of data-tampering, b'_p does not bind to a_p , then the adversary must have broken the polynomial binding property of a polynomial commitment scheme.

Inclusion-(f+1): By (Alg.Card-7 line 11), the leader has to claim to at least include $2f + 1$ valid attestations in the leader’s mini-block. Out of which, at least $m \geq f + 1$ mini-blocks come from honest replicas. By the Data-tampering Resistance property, all $f + 1$ mini-block must be original from honest replicas without tampering.

Space-Capturing-0: Since all mini-blocks corresponding to the excluded replicas has to be 0 according to (Alg.Card-7 line 12), and because a malicious leader cannot forge signature, no adversary can insert its own data into mini-block designated for other honest replicas.

Termination: Suppose some replicas invoke $\text{Disperse}(B)$. Because all honest replicas can timeout, they eventually finish with type **Incomplete** even if the protocol has stalled due to malicious leader or network asynchrony. When the leader is honest and the network is after GST, there would be at least $2f + 1$ Collection messages with correct commitment signatures. All verification in the Dispersal messages would pass, and the leader is able to gather at least $2f + 1$ aggregate signatures. As the result, all honest replicas can finish with type **Complete**.

Availability: An honest replica has finished with a DA-CR instance with a type **Complete**, it must have received an aggregate signature with at least $2f + 1$ signer on a common message. $f + 1$ of them must come from honest replicas. Because the coding ratio is $\frac{1}{3} < \frac{f+1}{3f+1}$, there are sufficient honest replicas to complete reconstruction. As the result any honest retriever can retrieve and reconstruct some data B' .

Commitment Binding: We prove by contradiction. Suppose a dispersal of B completed with an aggregate signature, and adversary finds another B' that also verify correctly with the signature. Since the aggregate signature requires at least $n - f$ signatures, at least $f + 1$ honest replicas have signed a common message. By intersection argument, there is at most one valid aggregate signature per instance. Because the hash function is collision resistant and there is only one aggregate signature, the underlying *commitment list* for producing both B and B' must also be identical. Suppose B and B' are different at the p -th mini-block. By polynomial binding, an adversary cannot find two b_p and b'_p that commits to identical commitment. Hence all $f + 1$ honest replicas must have cheated.

Correctness: An honest replica has Finished a dispersal with a type Complete, then by **Availability**, the retriever must be able to retrieve some data B' . Because the dispersed data B' is Commitment Binding, any retriever can only retrieve identical mini-blocks that binds to the *commitment list*. For those do not bind to the *commitment list*, the kzg commitment cannot match. Let B denote the mini-blocks that a leader collects right before starting the RS encoding. If the leader is honest, then $B = B'$.

15 Card- $\frac{1}{4}$ Protocol

In every dispersal instance of CARD-7, a replica needs to download both the *commitment list* and the *attestation set* whose size is linear to the number of replicas. In this section, we develop a non-accountable protocol called CARD- $\frac{1}{4}$ that has constant message complexity as shown in Table 2. It also provides us a chance to analyze how accountability affects DA-CR properties by comparing two protocols. For the rest of the section, a threshold signature scheme is used for achieving a constant signature overhead.

At a high level, CARD- $\frac{1}{4}$ is very similar to CARD-7, both of them use identical message flow depicted in Figure 1. However, there are three changes that differentiate the two protocols. First, when a replica sends its mini-block to the leader, no attestation is ever generated. Second, after a leader collected at least $q \geq n - f$ mini-blocks, the leader concatenates all mini-blocks and use the single polynomial to performs the RS encoding. The result is a single commitment which can be used in the approval message. Figure 4 in Appendix 16 displays the data structure. The third difference happens at the dispersal step, the leader only sends coded data to those q replicas whose mini-blocks are collected. As the result, there is no linear overhead in the number of replicas. However removing the accountability component, i.e. *attestation set*, the protocol also suffers some drawback. We state it in the Lemma 2:

Lemma 2. *If a protocol uses an accountable inclusion mechanism, the leader can send dispersal to all replicas, and all honest replicas (including excluded ones) can sign the approving signature without violating censorship-resistance. For honest replicas in a non-accountable inclusion mechanism, only those whose mini-blocks are included by the leader can approve the dispersal.*

In CARD-7, a leader sends an identical tuple (*attestation set*, *commitment list*) to all replicas. Once the tuple is received, any replica including the excluded one can participate the approval step, because anyone can verify Alg.CARD-7.line 11-12 to determine if the leader has included at least $n - f$ mini-blocks. However in the non-accountable mechanism like CARD- $\frac{1}{4}$, because attestation is not available, no replica can associate a mini-block to its original sender except a mini-block is created by itself. An **excluded** honest replica cannot distinguish between the case when an honest leader including $n - f$ replicas and the case when a malicious leader includes $n - f$ arbitrary mini-blocks. Consequently, only replicas whose mini-blocks are included can send approval. In non-accountable mechanisms, a leader has to be allowed to proceed with even $n - 2f$ approving signature because there is a case when f honest replicas are excluded, and at the same time f malicious replicas refuse to send approval message. The security assumption for CARD- $\frac{1}{4}$ becomes $n \geq 4f + 1$. It is required for efficient information dispersal. Because f replicas out of $n - 2f$ approving replicas can be malicious, we require $n - 3f$ replicas to be able to reconstruct the whole data. With $4f + 1$, we can perform the RS coding with a chunk size $O(1/f)$ of the final BFT block size. Other properties and proofs are provided in Appendix 16.3.

15.1 Necessary condition for $\rho = n$

When an accountable inclusion mechanism is used by a DA-CR protocol, we want every dispersal to be tamperment proof, as it removes the requirement to detect the inconsistency. We provide Lemma 3 that states the necessary condition for $\rho = n$ and shows 1D KZG alone in CARD- $\frac{1}{4}$ is insufficient:

Lemma 3. *If a dispersal scheme provides Data-tampering resistance- n , all honest signing replicas that approve the dispersal must have together ensured the consistency of every data in the dispersed block against the attestations.*

The proof to Lemma 3 can be derived from the statement. Suppose there is one data point not checked by any honest signing replicas, then the malicious leader can mutate that data point to introduce inconsistency. If CARD-7 uses 1D KZG for encoding, a leader can mutate mini-blocks from some $z \leq f$ honest replicas. But the rest $n - z$ replicas would still verify correctly that their received chunks are consistent to a global commitment, and the adversary can progress the protocol with tampered data. The 2D KZG construction from CARD-7 satisfies the Lemma condition on every data point, because the interpolating polynomial of the *commitment list* can implicitly perform cross-columns checking. The proof of Data-tampering resistance- n in Section 14.5 demonstrates this key idea.

16 Non-accountable inclusion mechanisms

16.1 Vanilla Protocol

VANILLA uses unaccountable inclusion mechanism. The biggest advantage is the constant message complexity as shown in Table 2. The construction and message

flow are very similar to CARD-7 depicted in Figure 1 and Algorithm 2. Here we overload the term VANILLA for both entire protocol and DA-CR.

VANILLA is a protocol with minimal changes from regular BFT protocols [42,30,9,14]. The BFT block is still assembled from mini-blocks, but in the dispersal step, the whole BFT block (containing all mini-blocks) is broadcast to everyone, instead of using verifiable information dispersal. Although inefficient, VANILLA has censorship resistance of $t = n - 3f$. A leader first waits for $n - f$ mini-blocks to assemble the BFT block; for each replica who received the BFT block, it verifies if the block contains its own mini-block, and only if its own data is included it would send the approving partial signature. For the same reason stated in Lemma 2, the excluded replicas cannot participate the approving procedure because it cannot verify if the leader has indeed included other's mini-blocks. Consequently, the leader is required to collect $n - 2f$ aggregate signature before proceeding, because there could be f malicious replicas within the $n - f$ replicas whose mini-blocks are collected. At least, since an honest leader only needs to wait for $n - 2f$ approving message, there could be f malicious replicas. So the Inclusion-t of DA-CR property for VANILLA is only $n - 3f$. So when $n = 3f + 1$, the minimal mini-blocks coming from honest replicas in the final BFT block is only one.

16.2 Proofs for Vanilla

In this section, we provide DA-CR property proofs for VANILLA. First briefly recapping the algorithm. It belongs to non-accountable inclusion mechanism. The sequence of message exchange follows the same workflow shown in Figure 1 as to CARD-7 protocol discussed in the main text.

The biggest difference in VANILLA compared to CARD-7 is that dispersal message contains the entire BFT block, as opposed to a chunk. In both schemes, the approving message is signed by a threshold signature scheme. We now present proofs for VANILLA protocol. Because every replica in VANILLA receives the entire data, **Availability**, **Correctness**, **Commitment Binding** are inherited by default. Because the protocol uses the same message sequence and timeout, **Termination** proof is identical to CARD-7. Because it uses non-accountable mechanism, **Data-tampering Resistance- ρ** is not applicable. **Inclusion-($n - 3f$)** is discussed in the last section. Essentially, because the leader can wait for at least $n - f$ mini-blocks. After dispersing the BFT block, in the worst case only $n - 2f$ can send approval message, and we must allow the leader to proceed with that amount of approval. In the remaining replicas, f can be malicious, and therefore the included honest replicas is $n - 3f$. The proof for **Space-Capturing- $2f$** is due to non-accountability. A malicious leader can falsely submit mini-block for any $2f$ mini-block space, as long as there is one honest replica who sends the approval message, the malicious leader can move to the next round, because there are f malicious replicas to approve the message. So in the end, the leader captures $n - f - 1$ mini-blocks.

16.3 Proofs for Card-1/4

Now we show proofs for CARD-1/4. One Big difference from CARD-7 is the usage of 1D KZG scheme shown in Figure 4 and threshold signature. All mini-blocks are first concatenated into one dimensional line, and then the leader performs RS encoding to extends n chunks to $3n$ chunks. Then the leader produces only one polynomial commitment, which is used as approval message. Another big difference comes from an increase of required security assumption of $4f + 1$ in order to enable information dispersal.

Availability, **Correctness** follows the same proof as CARD-7, since there are at least $f + 1$ honest replicas each holding three correct chunks. **Commitment Binding** is provided by KZG polynomial commitment scheme. Because we do not change the message sequence and timeout, **Termination** is identical. Because it is not an accountable mechanism, **Data-tampering Resistance- ρ** is not applicable. **Inclusion- $n-3f$** is stated in the Section 15, and the argument is identical to proofs of VANILLA. At last, **Space-Capturing- $2f$** are identical proofs for VANILLA.

17 Card-Lite Protocol and Analysis

17.1 Doubly Homomorphic Commitment Scheme

In this section, we provide a summary on how to use Doubly Homomorphic Commitment Scheme[10] in CARD-LITE to achieve $O(\log n)$ overhead complexity while still ensuring correct RS encoding. For explicit construction of polynomial commitment scheme that allows opening with witnesses, [10] contains more details on the construction.

Since CARD-LITE is a 2D KZG RS construction, the leader has a *commitment list* of size n . The censorship resistance protocol described in Section 4.2 requires each replica to have 2 parity chunks and 2 commitments as usual, but it additionally requires samples other columns. The two parity chunks are used for ensuring data availability. To ensure all sampled commitments corresponds to a single commitment polynomial of degree $n - 1$, every commitment must come with a logarithmic sized proof binding to the commitment C . Because otherwise, the leader can attack the system by incorrect coding, such that no retrieve can reliably retrieve data binding to the *commitment list*.

Regular merkle tree vector commitment provides the first requirement (logarithmic proof size), but fails the second requirement, because there is no way to verify all $3n$ commitments are interpolating a polynomial of degree $n - 1$. The doubly homomorphic commitment scheme allow us to perform commitment of commitments, which treats the *commitment list* of 2D KZG as n evaluation points, which is points from G_1 group in some elliptic curve. Then with a polynomial with n evaluations, we can find out their corresponding coefficients, and get the final commitment with Pedersen Commitment scheme (see Appendix 12.6) by taking the inner product between the n coefficients from group G_1 and n basis

from group G_2 . We require the underlying elliptic curves has pairing capability such that we can derive a final commitment in G_T , see Appendix 12.4.

With construction of generalized inner product argument (GIPA)[10], we can use the polynomial commitment scheme with ability to open indices with witness size $O(\log n)$. To save verification cost, one can use a structured setup on G_2 similar structure in the setup of KZG 12.5 (g^{z^i}). However computation is not our concerns. But we can use SRS to limit the size of polynomial to degree $n - 1$, which eliminates the needs of low degree testing to ensure the degree polynomial is indeed low degree of $n - 1$.

Otherwise, we can use a low degree testing, by repeatedly reducing the degree of polynomial by splitting even and odd monomial, then committing the combined polynomial of half of the degree for $O(\log n)$ times, until there is a constant polynomial.

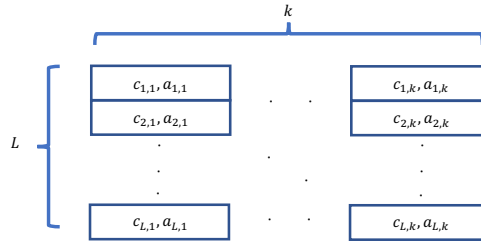


Fig. 5: The sampling matrix for one replica.

17.2 Configuring Parameter for boosting

As described in Section 4.2, we recap the full CARD-LITE protocol and present analysis to derive proper parameters to achieve properties stated in Table 2. Since the leader cannot send *commitment list* of length n to replica, it has to use a doubly homomorphic commitment scheme to reveal commitments with $O(\log n)$ size proof. All replicas sign the final commitment C (which is commitment of the commitments) as its approving message. After collecting mini-blocks and creating an *attestation set*, the leader creates n sampling matrix, and each matrix has the format shown in Figure 5. The matrix entry at coordinate (i, j) consists of a tuple of $(a_p, c_p, \text{proof of } c_p)$ corresponding to the some random query that requests an attestation from replica p , where $1 \leq p < n$. There are in total kL random query. In Figure 5, we use subscript to denote each sample, and omits their proofs. Clearly, if some replica q wants to create such a matrix, it cannot send kL random queries to create the matrix. We require the leader to use Fiat-Shamir Transform to generate randomness for replica q based on the

commitment C by using hash function h to generate $r_{i,j} = h(C, i, j, q)$, where we use $(r_{i,j} \bmod n)$ to decide which replicas the random query wants to receive the tuple for. The leader has to present n matrix for each replica. Let's now focus on one such matrix.

If a leader excludes attestations from some replicas, some entries in the matrix must be empty, because no leader can provide proof for something that is not on the polynomial or attestations is not available. It is orthogonal to Data tampering attack, which is handled by the 2D KZG construction.

Suppose there are two types of leaders, both types collect *attestation set* from replicas, and use 2D KZG scheme shown in Figure 2 for encoding, and generate a *commitment list*. For simplicity of presentation, we don't allow any space capturing, hence all excluded mini-blocks must be 0.

We want to understand the worst case scenario on how much a malicious leader can censor. The honest leader type does not censor mini-blocks, whereas a malicious leader censors at least $s \geq 1$ mini-blocks on top of f allowable exclusion. Now in the random query game, the probability that a random number mod n picks on the included mini-block is $\Pr_m(\text{valid}) \leq p_d = (2f+1-s)/(3f+1)$ for a malicious leader (inequality in case the malicious leader censors more); whereas for an honest leader is $\Pr_h(\text{valid}) = p_h = (2f+1)/(3f+1)$ (inequality in case malicious replicas complies with the protocol).

Then if k of such random queries are requested, the probability of providing all k valid responses together is at $g_d \leq p_d^k$ for malicious and $g_h \geq p_h^k$ for honest leader respectively. Clearly, $g_d < g_h$. As in the main text, we call the k query together as a batch.

Now we can compute a value $\rho < 1$ such that $p_d^\rho = p_h$, and equivalently $\rho = \frac{\log(1/p_h)}{\log(1/p_d)} = \frac{\log(1/g_h)}{\log(1/g_d)}$. Similarly compute a value k , such that $p_d^k = \frac{1}{f^\tau}$, where τ is a small positive value $\tau > 1$, hence equivalently $k = \frac{\tau \log f}{\log 1/p_d}$. We can bound g_d and g_h by

$$\begin{aligned} g_h &\geq p_h^k = p_h^{\frac{\tau \log f}{\log(1/p_d)}} \\ &= f^{-\frac{\log(1/p_h)}{\log(1/p_d)}} \\ &= f^{-\rho} \\ g_d &\leq p_d^k = f^{-1} \end{aligned}$$

The second equality comes from logarithmic rule $a^{\log b} = b^{\log a}$. Now suppose the node sends L batches to the leader. Now define two probability P_1, P_2 , which equal to the probability that none of L batch is successful for honest and malicious leaders respectively.

Suppose we choose $L = \tau f^\rho \log f$, where τ is some constant.

$$\begin{aligned} P_1 &\geq 1 - (1 - g_h)^L = 1 - (1 - f^{-\rho})^{\tau f^\rho} \\ &= 1 - e^{-\tau \log f} \\ &= 1 - f^{-\tau} \\ P_2 &\leq 1 - (1 - g_d)^L = 1 - (1 - f^{-1})^{-\tau f^\rho \log f} \\ &= 1 - e^{-\tau f^{\rho-1} \log f} \end{aligned}$$

Clearly, P_1 approaches to 1 for any $\tau > 1$. Whereas for P_2 , we need additional procedure to derive bounds. Since exponential is continuous function, we can bring the limit to the exponent,

$$\lim_{f \rightarrow \infty} e^{-\tau f^{\rho-1} \log f} = e^{\lim_{f \rightarrow \infty} -\tau f^{\rho-1} \log f}$$

we then need to calculate ρ to derive bounds on s , such that for the malicious type the limit on the exponent goes to 0, and consequently $P_2 \rightarrow 0$.

Since $\lim_{f \rightarrow \infty} (f^{-1/\log f})^\tau = e^{-\tau}$. We want to get a ρ such that $\rho - 1$ equal to $\frac{-\tau}{\log f}$. By definition, $\rho = \frac{\log(1/p_h)}{\log(1/p_d)}$.

We can approximate ρ with Taylor series with some additive second order error $\frac{6}{(3f+1)^3}$, which is close to 0 as f increases.

$$\begin{aligned} p_h &= \frac{2f+1}{3f+1} = 1 - \frac{f}{3f+1} \approx e^{-\frac{f}{3f+1}} \\ p_d &= \frac{2f+1-s}{3f+1} = 1 - \frac{f-1+s}{3f+1} \approx e^{-\frac{f-1+s}{3f+1}} \end{aligned}$$

hence $\rho = \frac{f}{f-1+s}$. With the equality $\rho - 1 = \frac{-\tau}{\log f}$. Now compute s

$$\begin{aligned} \log f &= \frac{\tau}{1-\rho} = \frac{f-1+s}{s-1} \tau \\ s &= \frac{f\tau}{\log f} = \Theta\left(\frac{f}{\log f}\right) \end{aligned}$$

As the result,

$$P_2 \leq 1 - e^{-\tau f^{\rho-1} \log f} = 1 - e^{-\tau e^{-\tau} \log f} = 1 - f^{-\tau e^{-\tau}}$$

Clearly, $e^{-\tau}$ decreases much faster than τ for $\tau > 1$, P_2 approaches 0 exponentially fast as we increase τ . Therefore

$$\begin{aligned} P_1 &\geq 1 - f^{-\tau} \\ P_2 &\leq 1 - f^{-\tau e^{-\tau}} \end{aligned}$$

Even with a small τ , the honest replicas can differentiate two types with extremely high probability.

The leader prepare one $k \times L$ matrix for every one replica. Each matrix corresponds to a sampling replica p . If the leader finds a valid batch (row), it can demonstrate that sufficient many mini-blocks are included, by sending the particular valid row(batch) in the matrix to the replica. For an honest leader, it needs to find the working batch for at least $2f + 1$ replicas, hence the probability of is

$$\begin{aligned} \Pr(\text{success} - \text{honest}) &= P_1^{2f+1} = (1 - f^{-\tau})^{2f+1} \\ &\approx e^{-\frac{2f+1}{f^\tau}} \\ &\approx e^{-2f^{1-\tau}} \text{ where } \tau > 1 \\ &\approx 1 \end{aligned}$$

However, if the leader is malicious, it needs to convince at least $f + 1$ honest replica.

$$\begin{aligned} \Pr(\text{success} - \text{malicious}) &= P_2^{f+1} = (1 - f^{-\tau e^{-\tau}})^{f+1} \\ &\approx e^{-\frac{f+1}{f^\tau e^{-\tau}}} \\ &\approx e^{-f^{(1-\tau e^{-\tau})}} \\ &\approx e^{-f} \\ &\approx 0 \end{aligned}$$

Hence for any number of censoring with $s \geq \Theta(\frac{f}{\log f})$, there is extremely low chance that all $f + 1$ would find valid batches. So a malicious leader can at most censor $s = o(\frac{f}{\log f})$. In summary, the leader needs to create n sample matrix for each replicas, each of which has $(\tau f^{\frac{f}{f-1+s}} \log f)$ number of rows and $(\frac{\tau}{\log 1/p_d} \log f)$ number of column. Since $p_d = \frac{2f+1-s}{3f+1}$ and $1 \leq s \leq o(\frac{f}{\log f})$, we can derive a more concise inequality for the number of columns, i.e batch size as

$$\begin{aligned} k &= -\tau(\log f) \log p_d \\ &\leq -\tau(\log f) \log\left(\frac{2f - \frac{f}{\log f}}{3f}\right) \\ &\leq \tau(\log f) \log 2/3 \\ &\leq \kappa \log f \end{aligned}$$

where κ is a small positive constant.

For every dispersal, a leader has in total $O(f^2 \log^2 n)$ rows for all replicas. A malicious leader cannot grind the final commitment C to increase the probability of convincing $f + 1$ replicas if it censors $s = \Theta(\frac{f}{\log f})$, because it needs to grind

at least Z times, such that $Z * e^{-f}$ equals to some constant, where n can take asymptotic value.

The overall overhead message size is therefore just the $\kappa \log f$ tuples consisting of $(a_p, c_p, proof)$. The proof part takes $O(\log n)$ size because the polynomial commitment scheme uses IPA. However, since Pedersen commitments are aggregatable, the $\log f$ proofs can collapse together in a single proof. Hence the overall overhead complexity is still $O(\log f)$.

17.3 Card-Lite Proof

We now prove the DA-CR properties for CARD-LITE property.

Termination: Since we don't touch the protocol mechanism, and there is still timeout to detect liveness, Termination proof is identical to the CARD-7.

Availability: If an honest replicas received an threshold signature, there must be at least $2f + 1$ signer, and $f + 1$ are honest replicas. Since there are at least $f + 1$ honest replicas that signed the message, eventually an honest retriever can find a honest replicas to get the correct *commitment list* that commits to the final commitment C . After getting the *commitment list*, since coding ratio is $1/3$, any honest retriever can reconstruct the whole BFT block without concerning about the degree of the polynomial and incorrect coding. This is because we use IPA for commitment to the polynomial and can use a fixed size SRS to ensure the commitment is consistent to a polynomial of degree $n - 1$. (we can optionally use a low degree testing for the same purpose).

Commitment Binding: The idea is similar in proof for CARD-7 except we replace the collision resistant hash function(CRHF) with a polynomial commitment scheme (generalized inner product argument), which is also collision resistant.

Correctness: The proof is identical to CARD-7.

Data-tampering Resistance- n : Since IPA is commitment binding, no adversary can find another *commitment list* that maps to the same final commitment. As the result, the proof is identical to CARD-7, since all signing replicas is using a common *commitment list*.

Inclusion- $(f - o(f/\log n))$: The proof is a direct consequence from Section 17.2.

Space-Capturing- $(o(f/\log f))$: Since the Data-tampering Resistance is $n - 2f - z$ where $z = o(f/\log f)$, the malicious leader can capture z mini-blocks without honest replicas noticing. The malicious leader cannot capture more than z because the correct batch of size k which the leader has to provide to all honest replicas must come with k original attestations.

One thing worth noticing is that the protocol designer also has a coarser control on how much to allow the leader to do space capturing, instead of a batch containing all k original attestation, it could allow $k - 1$ attestations but allow the leader to have 2 attestations.

18 Stealing or LSC?

So far, we have yet discussed Leader Space Capturing (LSC) in depth. This section serves for developing difference and clarifying some internal tradeoff. In developing censorship resistance property, we use decentralization as the underlying force to achieve it. It is therefore natural to adhere to a principle that block building is a collective work that everyone should be given a fair share of space resource. However, a space capturing is a phenomenal when a leader has taken data space from other replicas which can potentially have positive effects on the system utilization. On the other hand, if without constraint a malicious leader can capture too much space leaving only one guaranteed inclusion of honest replica; in the protocol VANILLA, as n becomes larger, the protocol is as close to as a regular leader based BFT protocol.

LSC is intractable with non-accountable inclusion mechanism because there is no mapping about whose mini-blocks get included. On the other hand, accountable inclusion mechanism allows protocol designers to tune the amount of LSC. In both accountable mechanisms we discussed, the parameter η is configured as 0, however with little modification, all accountable protocols can increase the number, by allowing a leader to replace some 0 in the *commitment list* with leader's own attestations and mini-block.

Given possible choices of LSC, we now elaborate in what ways LSC can be beneficial and harmful, which would be helpful for protocol designers to decide if to allow LSC and at what amount.

As mentioned, space capturing is unobservable in non-accountable mechanisms. However, if it is allowed in accountable mechanism, η is the only mechanism which can control the amount of LSC. Recall in section 14.1, we discuss a local parameter *read-proc-time* which determines how much longer an honest leader waits after receiving $n - f$ mini-blocks. But since the *read-proc-time* is an unobservable parameter to the outside parties, all leaders can set it to maximize LSC, and the protocol has no means of enforcement. On the positive side, when the network is bad and many replicas cannot submit mini-blocks fast enough before the dispersal period ends, LSC allows the leader to make use of available space for higher system throughput. On the negative side, if we attempt a rational model for a moment, and assume replica's revenue increases with the number of included mini-block, then LSC encourages any leader to take data space from other replicas. However, at the same time if everyone gets the chance to be a leader, all can do LSC while at the same time increasing system utilization.

If LSC is allowed, there is subtle difference of LSC depending on the accountability of the inclusion mechanism. If non-accountable mechanism is used, a malicious leader can apply censorship on the basis of replicas, and the replica which repeatedly do not get mini-blocks included cannot even prove itself being censored. And vice versa for a malicious replicas falsely accuses a leader when its data is included. In accountable mechanism, although we cannot attribute which party is at fault, we can at least know without false alarm there is something wrong in the protocol such that we can perform analysis on the leader or even increase network waiting time.

If we view LSC from a broader perspective that takes clients into considerations, the next section shows that the LSC parameters η has a great impact on the amount of censorship resistance to client’s experience and system efficiency. In general, the less is the η value, the better is the client’s experience and system efficiency.

19 Navigator protocol

19.1 Properties

A replica is available for a DA-CR instance if it can insert some transactions into its mini-block before sending it to a leader. Given f malicious replicas in the system, the NAVIGATOR protocol satisfies the following properties:

- **Strict Transaction Inclusion in DA layer:** Given a DA-CR instance with t guaranteed honest mini-block inclusion, if an honest client sends $n - t + 1$ copies of a transaction to distinct available replicas, then the instance is either **Incomplete**, or **Complete** with the client’s transaction.
- **Probabilistic Transaction Inclusion in DA layer Under Honest Leader:** Given a DA-CR instance with t guaranteed honest mini-blocks inclusion under an honest leader, if an honest client sends x copies of a transaction to random distinct available replicas and the instance **Completes**, the probability of inclusion monotonically increases with x and t . If network latency of honest replicas are i.i.d, the probability increases exponentially with x and t .
- **Probabilistic Transaction Inclusion in DA layer Under Malicious Leader:** Given a DA-CR instance with t guaranteed honest mini-blocks inclusion under a malicious leader, if an honest client sends x copies of one transaction to random distinct available replicas and the instance **Completes**, the probability of inclusion monotonically increases with x , up to 1 when $x = n - t + 1$. When $x \leq f$ the malicious leader can censor the transaction with probability 1, but to censor u distinct transactions each of x copies altogether, the probability of censoring decreases exponentially as u increases.
- **2Δ Probabilistic Confirmation in DA layer:** Given a DA-CR guarantees at least t mini-blocks inclusion from honest replicas, if an honest client sends x copies of transaction for inclusion, the client can compute the probability of inclusion right after 2Δ network latency based on number of responses from x replicas and belief on the leader’s type.

Those properties are proved in Appendix 19.8.

19.2 Algorithm

The Algorithm is presented in Algorithm 5. Appendix 19.3 provides a concrete implementation for the procedure call at line 4, which allows client to get a list of available replicas.

Algorithm 5 NAVIGATOR

```

1: At the client:
2: procedure submit( $x, tx$ )
3:    $v \leftarrow \text{currentBlockNum}$ 
4:    $S \leftarrow \text{getAvailableReplicas}(x, v), cn \leftarrow 0$ 
5:   if  $|S| < x$  then
6:     return FAIL,  $|S|$ 
7:   for  $j$  in  $S$  do
8:      $r \leftarrow \text{send}(tx, v)$  to replica  $j$ 
9:      $cn \leftarrow cn + r$ 
10:  return  $cn$ 
11: At the replica  $p$  :
12: upon receiving  $\langle tx, v \rangle$  do
13:   if  $(v > \text{myView}) \vee (v = \text{myView} \wedge \text{waiting for Signal})$  then
14:     insert  $\langle tx, v \rangle$  to mempool and respond 1
15:   else
16:     respond 0

```

Algorithm 6 NAVIGATOR Synchronization

```

1:  $S_v \leftarrow \emptyset, v \leftarrow 0 \dots INF, \text{timer}$ 
2: At the client:
3: procedure cronJob
4:   for  $i \leftarrow 1 \dots n$  do
5:      $s \leftarrow \text{send}(PING, v, \text{timer.now})$  # timeout  $2\Delta$ 
6:      $S_v \leftarrow S_v \cup s$ 
7:     #  $\Delta$  is latency in network model
8:      $S_v \leftarrow \{s : s \in S_v, \text{timer.now} < s.\text{deadline}\}$ 
9: At the replica  $p$  :
10: upon receiving  $\langle PING, v, tn \rangle$  do
11:   if  $(v > \text{myView}) \vee (v = \text{myView} \wedge \text{currAt} = \text{SIGNAL})$  then
12:      $\text{deadline} \leftarrow tn + 2\Delta + \text{timeToNextSignal}$ 
13:     send(PONG,  $\text{deadline}$ )
14:   else
15:     send(PONG, 0)
16: procedure GETAVAILABLEREPLICAS( $x, tv$ )
17:   return shuffle( $S_{tv}$ )[ $x$  :] # return only x replicas

```

19.3 Client and Replicas time synchronization

We present a time synchronization protocol in Algorithm 6. Essentially, the algorithm requires the client to periodically ping each replicas about their status about when they would submit the next mini-block. Assuming the worst cast network delay Δ after GST, the client can assure they can make the deadline. If the network has not reached GST, the BFT protocol might not reach agreement. The accuracy of the status synchronization depends on the ping frequency, which is a tunable parameter for each client.

19.4 Empirical Evaluation on Inclusion Probability when Leader is honest

Figure 7 plots the probability of censorship for a transaction using a DA-CR with $t = f + 1$ and $n = 3f + 1$ when the leader is honest, such that $t \leq q \leq n - f$, where $f = 10$ and $n = 3f + 1 = 31$.

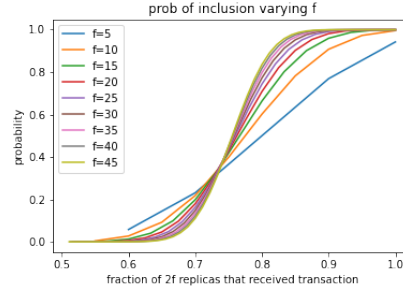


Fig. 6: The probability of inclusion given the leader is malicious with varying f . The x-axis is a ratio of the number of copies of transactions and $2f$

19.5 Analysis on probability of inclusion given malicious leader with $f + 1 \geq x$

Figure 6 plots the probability of inclusion with varying number of replicas $n = 3f + 1$. The inclusion can be satisfied with high probability even the client sends less than $2f + 1$ copies, approximately $1.8f$. The probability of inclusion decreases as the clients send less number of copies of transactions.

19.6 Upper Bound on Total Censored transactions

In Appendix 19.7, we prove with Hoeffding's inequality and union bound that the probability of removing α fraction out of total T transactions is upper bounded by $2 \binom{n}{n-f} \exp\{-2(p + \alpha - 1)^2 T\}$, where $p = 1 - \prod_{i=0}^{x-1} \frac{n-f}{n-i}$. As T increases, the probability decreases exponentially.

19.7 Analysis on the upper bound on the total number of censored transaction

Suppose there is a total T unique transactions, denoted as t_1, \dots, t_T by all clients, where each transaction has x copies which are randomly sent to replicas without replacement. For a small constant ratio α , it is exponentially unlikely that the leader would be able to censor more than αT transaction.

Define a set of mini-blocks S of cardinality $n - f$, we want to compute the probability that a malicious leader can find a particular S such that the union of all transactions from mini-blocks in set S has a size less than $(1 - \alpha)T$. For the same reason we discussed in Section 5.2, the probability of inclusion is entirely depend on how likely a client sends its transaction to honest replicas; since adversary can always remove those transaction by selectively accepting other honest mini-block. The probability of such set S exists can be written as Equation 7, where every transaction corresponds to an independent random indicator variable, $\mathbb{1}_{t_i \in S}$. The variable is independent because every transaction runs its own instance of Algorithm 5. It is a Bernoulli random variables that

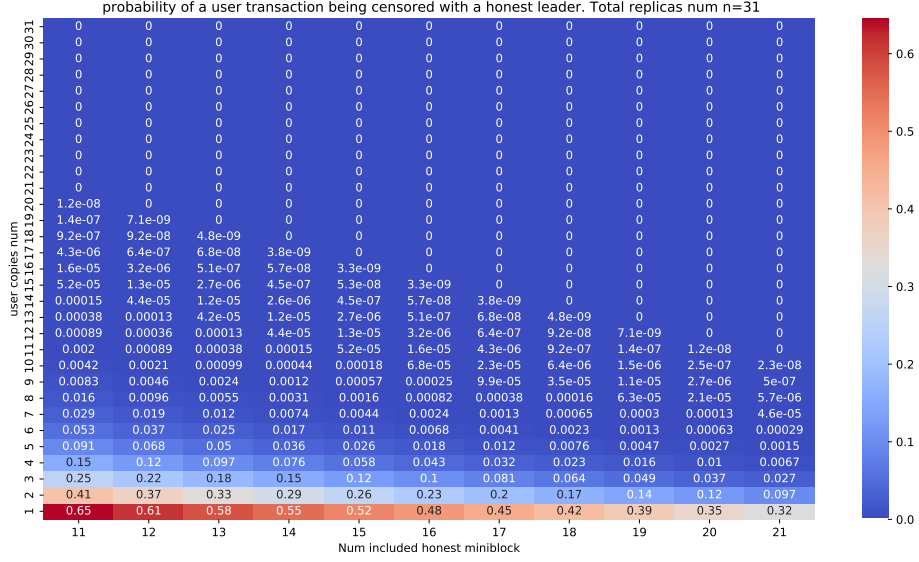


Fig. 7: Under honest leader, the probability of a transaction being censored as a function of (x, q) , where $1 \leq x \leq n$, $f < q \leq 2f + 1$

evaluates to 1 if condition $t_i \in S$ holds true; otherwise 0. The probability of the condition being true is $p = 1 - \prod_{i=0}^{x-1} \frac{n-f}{n-i}$.

$$\Pr(\text{remove } \alpha T) = \Pr_{|S|=n-f} \left\{ \exists S : \sum_{i=1}^T \mathbb{1}_{t_i \in S} < (1 - \alpha)T \right\} \quad (7)$$

$$\leq \binom{n}{n-f} \Pr \left\{ S : \sum_{i=1}^T \mathbb{1}_{t_i \in S} < (1 - \alpha)T \right\} \quad (8)$$

The inequality from Equation 7 to 8 comes from Boole's inequality. To get the probability on the right high side, we use a random variable $\frac{\sum_{i=1}^T \mathbb{1}_{t_i \in S}}{T} = X$, whose expected value is X is p , by rearranging terms of Equation 8, we get

$$\Pr \left\{ S : \sum_{i=1}^T \mathbb{1}_{t_i \in S} < (1 - \alpha)T \right\} = \Pr \left\{ X < 1 - \alpha \right\} \quad (9)$$

$$= \Pr \left\{ E[X] - X > E[X] + \alpha - 1 \right\} \quad (10)$$

$$\leq \Pr \left\{ |E[X] - X| > E[X] + \alpha - 1 \right\} \quad (11)$$

$$\leq 2 \exp \left\{ -2(p + \alpha - 1)^2 T \right\} \quad (12)$$

In Equation 11, we let $\alpha > 1 - E[X] = \prod_{i=0}^{x-1} \frac{n-f}{n-i}$, inequality is due to $\Pr\{|E[X] - X| > E[X] + \alpha - 1\} = \Pr\{E[X] - X > E[X] + \alpha - 1\} + \Pr\{X - E[X] < -E[X] - \alpha + 1\}$. Inequality 12 comes from Hoeffding's Inequality.

The probability of removing αT transactions is therefore upper bounded by $2 \binom{n}{n-f} \exp\{-2(p + \alpha - 1)^2 T\}$.

As it can be shown that given 300 replicas and 200 transactions per mini-block, a malicious leader can censor more than 5% of the transactions.

19.8 Navigator Properties Proof

In this section we prove the four properties stated in Section 5.

Strict Transaction Inclusion in DA layer: Suppose there is a DA-CR instance with t guaranteed honest mini-block inclusion, and the client sends $n - t + 1$ copies of the same transaction to distinct replicas which are available for the instance round, then suppose the leader is malicious and only includes the minimal t mini-blocks from honest replicas, which is required by the DA-CR. By pigeonhole principle, there must be at least one transaction received by one of the t honest replicas whose mini-block would get included. Similar argument can be made for honest leader.

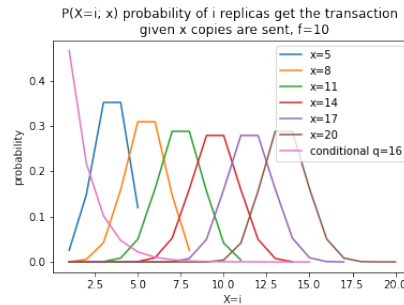


Fig. 8: The probability of that , $X = i$, i number of honest replicas receiving the transaction given x copies was sent. We show one conditional probability when $q = 16$ assuming network latency is i.i.d to illustrate the point that both q, x needs to work together to increase the probability of $\Pr(IN)$.

Probabilistic Transaction Inclusion in DA layer Under Honest leader:

Suppose a DA-CR instance with t guaranteed honest mini-blocks inclusion, if an honest client sends x copies of a transaction to random distinct available replicas. We first show that the probability of inclusion increases with x and t in the feasible region where a leader cannot exclude all x copies without making the instance **Incomplete**. From Section 5 and Table 3, we can define the feasible region as $(0 < x < n, t \leq q \leq n - f)$ when the leader is honest; By our first

properties, we already know when $x \geq n - t + 1$, the probability of inclusion is 1. We now focus on the rest of the case.

When the leader is honest and $(0 < x < n - t + 1, t \leq q < n - f)$, Section 5.2 shows that

$$\begin{aligned} \Pr(IN; x, q) &= 1 - \sum_{i=1}^x \Pr(\text{None} | X = i; q) \Pr(X = i; x) \\ &= 1 - \sum_{i=1}^x \Pr(\text{None} | X = i; q) \frac{\binom{n-f}{i} \binom{f}{x-i}}{\binom{n}{x}} \end{aligned} \quad (13)$$

where X is a random variable indicating the number of honest replicas that has client's transaction. $P(q, i) = 1 - \Pr(\text{None} | X = i; q)$ is the probability none of X honest mini-block containing the client's transaction. We note that $P(q, i)$ is monotonically increasing in q , it is because as there are more guaranteed honest mini-block inclusion, the chance that one of the i mini-blocks containing the transaction gets included is non-decreasing. Since $q \geq t$, $P(q, i)$ increases as t increases. Because $\Pr(X = i; x)$ does not depend on t , the overall probability $\Pr(IN)$ as a function of q increases as $P(q, i)$ increases. Therefore $\Pr(IN)$ is monotonically increasing as q increases.

We now argue $\Pr(IN)$ is monotonically increasing as x increases. We first show that $P(q, i)$ is monotonically increasing in i while fixing q . Since the honest leader is collecting q honest mini-blocks out of $n - f$ honest replicas. If the number of honest replicas whose mini-block containing the transaction increases, then the chance of $P(q, i)$ is at least non-decreasing. Now in the Equation 13, there is a conditional sum over all possible value which X can take up to x ; in the worst case when $\Pr(\text{None} | X = i; q)$ is a constant ratio, then the final probability $\Pr(IN)$ is also be a constant. But as the conditional probability starts to decrease, the overall $\Pr(IN)$ increases. In addition to that, as x increases, the distribution of $P(X = i; x)$ gets shifted rightward, such that it is more common (higher probability) that more honest replicas receiving the transaction. The intuition behind the phenomena is as x increases, the numerator terms of $\frac{\binom{n-f}{i} \binom{f}{x-i}}{\binom{n}{x}}$ finds its peak also at higher i . Figure 8 plots distribution for different x when $f = 10$. Hence if the conditional probability drop fast enough, a client only needs to send a few copies x , such that the permutation term (binomial like) raises up just after the conditional term drops, the probability can be kept very low. In Figure 8, the conditional probability is using i.i.d assumption with number of included mini-block $q = 16$, out of 21 possible honest mini-blocks with $n = 31$.

Now, we show the second statement that if the network latency is i.i.d, the inclusion probability increases exponentially with x and t . Since network latency

is i.i.d, the conditional part can be computed as

$$\begin{aligned}
\Pr(\text{None} | X = i; q) &= \prod_{j=0}^{q-1} \frac{n-f-i-j}{n-f-j} \\
&= \prod_{j=0}^{q-1} \frac{a-i}{a} \\
&< \left(1 - \frac{i}{n-f}\right)^q \\
&\approx e^{-q \frac{i}{n-f}}
\end{aligned}$$

Hence we know the term $\Pr(\text{None} | X = i; q)$ is exponentially small when q increases. However, we need also show that the summation term in Equation 13 is small.

First note that, the permutation term, $\Pr(X = i; x)$, is always less than 1, so we can just focus on the case when i is small, because when i is large, the conditional probability part is already very small.

Now we use the binomial upper bound, $\binom{n}{k} < \left(\frac{ne}{k}\right)^k$ [17], for numerator, and binomial lower bound, $\binom{n}{k}^k < \binom{n}{k}$, for denominator to show that in worse case, when i is small the probability is exponential decreasing when x increases

$$\begin{aligned}
\frac{\binom{n-f}{i} \binom{f}{x-i}}{\binom{n}{x}} &< \frac{\left(\frac{(n-f)e}{i}\right)^i \left(\frac{fe}{x-i}\right)^{x-i}}{\left(\frac{n}{x}\right)^x} \\
&= \frac{(n-f)^i f^{x-i} x^x e^x}{i^i (x-i)^{x-i} n^x} \\
&= \frac{(n-f)^i f^x x^x e^x}{i^i x^x n^x} \\
&\approx \frac{(n-f)^i}{i^i} \left(\frac{e}{3}\right)^x
\end{aligned}$$

Clearly for small i , as x increases the value is upper bound by a exponentially decreasing value. Hence it completes the proof.

Probabilistic Transaction Inclusion in DA layer Under Malicious Leader: The first part of the statement that the probability increases as x increases comes directly from the fact from Section 5.2 where $f+1 \leq x < n-t+1$ that

$$\Pr(IN) = \sum_{i=f+1}^x \frac{\binom{n-f}{i} \binom{f}{x-i}}{\binom{n}{x}}$$

Clearly, $\Pr(IN)$ increases as x increases. If $x \leq f$, the probability is 0, because the malicious leader can choose the rest $f+1$ honest replicas which does not have the transaction.

To show that a malicious leader cannot censor all u unique transactions altogether, we use the result from Section 19.6, where $p = 1 - \prod_{i=0}^{x-1} \frac{n-f}{n-i}$

$$\Pr(\text{Censor all } u \text{ txs}) = 2 \binom{n}{n-f} \exp \{-2(p + \alpha - 1)^2 T\}$$

As we can see, given a fixed pair of n, x , the probability that the censoring attack succeeds is decreasing exponentially in either T , α or x . By letting $u = \alpha T$, we get our property.

2 Δ Probabilistic Confirmation in DA layer: By Algorithm 5, the clients is able to get the response if some replicas are able to submit transactions. The client can calculate its probability of inclusion based on the response. Although some responses might be sent from malicious replicas, the calculation stated in the previous properties can apply directly to derive the probability result, since they already assume the malicious replicas are not including the transaction. Since each categories have the explicit formula to compute the probability, the client can use the received the responses, the number of duplication and current belief on the leader to compute the probability of inclusion.

20 Spamming Attack and Transaction De-Duplication

BIGDIPPER expects clients to duplicate its transactions among replicas to increase censorship resistance. However, without proper mechanism clients are inclined to spam the BFT replicas for increasing the chance of inclusion. A direct way of controlling the spamming problem is to increase the cost of transaction. We could use a price mechanism, like EIP1559 [37] deployed in Ethereum, which uses posted price when the network is not congested, and otherwise use first price auction. But the price mechanism alone does not the problem, since the price is raised for everyone. The final cost for a client should also correspond to the number of copies a transaction has been sent. This can be enforced by requiring the execution layer (virtual machine) to also charge fees by transactions counts as a meta information when calculating the spent resources.

Another method that does not rely on in-protocol mechanism like 1559 is to use market mechanism entirely, such that every BFT replicas is free to post its own prices. The n replicas creates a competitive market. If we consider there are 2 types of transaction hold by various clients, and let the BFT replicas being the first mover in the information asymmetry game, a natural solution is to use screening mechanism. We can find a separating subgame perfect Nash equilibrium if the number of high value transaction type is relatively small compared to the low value type transaction. The screening mechanism has been well studied in the field of contract theory [36]. However in the screening model, the BFT replicas would lose some profits from high value transaction, because the high value type would mimic the type of low value transactions. Then the replicas can use the value to sort the transaction and only include the ones that fit into the mini-blocks.

For spamming concern at network level, we can rely on standard approaches including content distribution network, proxy networks which have been already used in the real world scenario.

20.1 De-duplication

As client sends multiple copies of the same transaction, it might be worrisome that use of bandwidth is inefficient. However, as how to handle the spamming problem, the usage of block space is essentially economical. If a client desires more properties that take more block space, the client should pay for more. It is beneficial if the system can remove the inefficiency entirely, but given that BIGDIPPER is hyperscalable, having some copies of transaction is considered acceptable. For most time-insensitive transaction, censorship resistance is not a strict requirement.

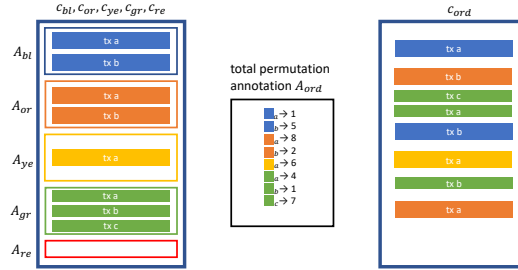


Fig. 9: Transaction reordering from 5 mini-blocks, each contains varying number of transactions. The commitment is denoted by first two letter of their color ($c_{re} = 0$). c_{ord} is the commitment of ordered transactions.

21 Zero knowledge permutation argument

21.1 Permutation Argument

We define the property that an ordering function has to satisfy in order to ensure censorship resistance of the protocol. We focus on an ordering function that can be not deterministically derived from the data, and requires exogenous input and leader's coordination. Those include partial block auction, whole block auction, VRF.

- **Correct Permutation:** If an honest replicas has decided on some ordered transactions for some view in the BFT protocol, then the decided order must be a correct permutation of the dispersed data without corrupting integrity of any transactions.

Algorithm 7 *Scoping*

```

1: At the replicas  $p$ :
2: procedure  $verifyCard( commit, v)$ 
3:   return  $ms.verify(aggSigs[ commit, v])$ 

```

Suppose B_{ord} is the resultant ordering after the exogenous ordering function. In the simple case, if the entire ordered block B_{ord} is broadcast by the leader and each replica has retrieved all data by using the Retrieve invocation, each replica can enforce the correct permutation property by checking if the ordered dispersed block is a subset of the ordered block. We now discuss the case when no replica retrieves the entire data. It is achieved with permutation argument. A visualization of a permutation argument is shown in Figure 9. The leader needs to send three items for replicas to construct the permutation circuit used for verifying validity, which include a permutation annotation(function), annotations of the transactions size and hash inside each mini-block and a polynomial commitment after the ordering. The annotations of transactions A_i for mini-block i can be provided and encoded by replicas when creating the mini-block. To prevent the leader from corrupting the annotation of transactions, the leader has to provide witnesses against the *commitment list* for all A_i to every replicas.

Then the leader publishes the commitment of the ordered transactions by sending the actual ordered block B_{ord} , or its commitment c_{ord} . A permutation circuit with Halo2 [43] Plonkish arithmetization can be built to ensure a correct permutation with inputs from A_i and A_{ord} , such that all transaction boundary are preserved.

22 Scoping Protocol

22.1 Scoping Algorithm

The scoping algorithm is shown in Algorithm 7.

23 Integration with Hotstuff-2

Figure 10 depicts a flow diagram that integrates CARD-7 with Hotstuff-2. We encourage readers to read about Hotstuff-2[30] protocol. $C_v(\cdot)$ represents a certificate at view v , $C_v(C_v \cdot)$ represents a double certificates, which indicates the block at view v can be safely committed by anyone. k denotes block height, since no all view can successfully commit a block, hence k is different from v .

On the diagram, the blue bar represents the Hotstuff-2 leader replica, the green bar at the bottom represents a non-leader replicas. Procedures needs to be carried out after receiving the messages are written close to the message arrow, and the sequence of execution is from top to down.

Because we are using verifiable information dispersal, all block B from the Hotstuff-2 protocol actually means the metadata overhead described in the CARD-7 protocol, which are *commitment list* and *attestation set*.

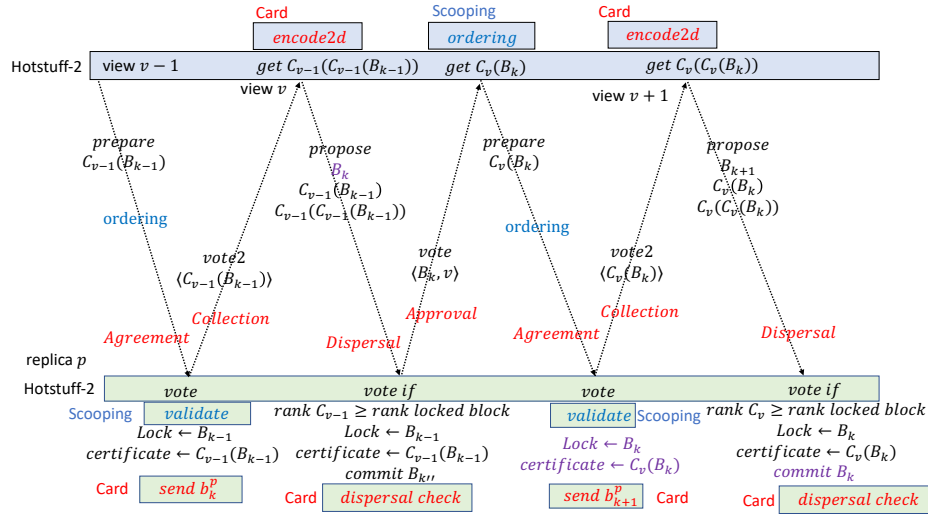


Fig. 10: A flow diagram depicting an adaptation of BIGDIPPER with Hotstuff. The procedures from Hotstuff-2 protocol is marked in black; CARD-7 protocol is marked with red, and SCOOPIING protocol is marked in blue. The signature validation procedure has to be verified after receiving the settlement message.

All replicas need to three algorithms: Hotstuff-2 (in black and purple), CARD-7 (in red) and SCOOPIING (in blue). The time flows from left to right, transitioning from view $v-1$ to v . Starting from *Collection* message from the left, it belongs to the CARD-7 protocol when a replica tries to get its mini-block included by the leader; the *vote2* message belongs to Hotstuff-2 protocol, the leader needs to collect at least $2f+1$ *vote2* messages before proceeding; *vote2* message is sent at a stage that the replica has locked some block, and is planning to vote the second time to commit the block. The subscript indicates that the block B_{k-1} at blockchain height $k-1$ happens at view number $v-1$.

When the leader collects at least $2f+1$ *Collection* messages and $2f+1$ *vote2* messages. The leader performs the 2D RS encoding and sends the *Dispersal* message of the CARD-7 protocol, at the same time the leader also sends the *Propose* message along with the double certificates to the replica. This is the official start of the new block, the block is tagged with view number v ; in the diagram we colored all procedures relates to this block in purple. At the same time, the previous block B_{k-1} has just been able to commit after creating a double certificate by collecting signatures from $2f+1$ *vote2* messages, the double certificate are piggybacked to the replicas.

After receiving those messages at the replica side, the replica would directly commit the block that has double certificates, in addition it would indirectly commit all blocks that are prefix of the block just being committed. In the diagram, we represents them as B_k'' . The non-leader replica then needs to per-

form the dispersal check which corresponds to the kzg commitment checking and signature checking from CARD-7 Protocol. After everything passes, the replica sends the *Approve* message of CARD-7 and *vote* message of Hotstuff-2 to the leader.

The leader waits to receive messages from $2f + 1$ replicas and creates the combined signature for *Agreement* message of CARD-7 and similarly a certificate $C_v(B_k)$ for *prepare* message of Hotstuff-2. Optionally the leader can assign order of transaction in this step; however, for us we use deterministic ordering so the *ordering* message should be empty.

At the replica side, after receiving the first certificate for B_k , the first step is to check if the validate procedure from the SCOOPING protocol is successful. If it is not, then the data is not available, so the replica should not lock the certificate. Otherwise, the replica proceeds with regular Hotstuff-2 procedures. At the same time, the leader is preparing for a new view at $v + 1$, so the replica should prepare its new mini-block b_{k+1} and sends to the leader. And we just complete a cycle of optimistic path when nothing wrong happens.

24 Properties proofs to BigDipper-7 Hotstuff-2 integration

24.1 Properties proofs to Safety and Liveness

We prove that the integrated protocol satisfies safety and liveness properties of BFT protocol, which has great similarity to the proof in [30]. All properties listed in Section 10.1 can be proved by applying properties proven in CARD-7 and NAVIGATOR protocols.

Safety: We prove by contradiction, suppose two blocks B_l, B'_l commit at the same height l . Since DA-CR has Correctness, Commitment binding and Data-tampering Resistance properties, both block must be made available and properly certified in different BFT instances, otherwise it cannot pass Alg 1 line 7. Suppose both are committed as result of direct commits of B_k, B'_k at view v, v' respectively. Suppose $v \leq v'$ (if $v = v'$, then suppose $k \leq k'$), by Lemma 4 from Appendix 24.3, certificate $C_{v'}(B'_{k'})$ must extend B_k , hence $B_l = B'_l$.

Liveness: The integrated protocol uses identical pacemaker as Hotstuff-2. Since DA-CR has Termination property and Hotstuff-2 is live by itself, the protocol continues to next view if a malicious leader stalls the protocol or the network is asynchronous. When the leader is honest and the network is synchronous, in the optimistic path where the double certificate is received, the leader can collect at least $n - f$ mini-blocks (line 11) from replicas. If the honest leader is not in the optimistic path, the leader must wait for 3Δ before proposing, Line 3 requires the replica to send the collection message along with the locked certificate. Consequently the leader always have data to propose in both cases. The Termination property of DA-CR ensures dispersal can finish with type **Complete**, so BFT can make progress.

24.2 Properties proofs to Additional Censorship resistance properties

Strict Transaction Inclusion: Because CARD-7 provides Inclusion-(t) with $t = f + 1$, the strict inclusion directly come from Strict transaction in DA layer property provided by the NAVIGATOR algorithm. Since the integration with Hotstuff-2 is safe and live, under an honest client, a client can have guarantee of inclusion with probability 1 by sending $n - t + 1$ copies of transaction. If a malicious leader excludes the transaction that has been sent to $n - t + 1$ replicas, also due to Strict transaction in DA layer property provided by the NAVIGATOR algorithm, the DA-CR results in an Incomplete state, which no valid combined signature can be generated, hence the integrated BIGDIPPER-7 Hotstuff-2 integration would not proceed because no honest replica can pass the SCOOPING Algorithm, which is inserted into the consensus path in Alg.SCOOPING line 11.

Probabilistic Transaction Inclusion Under Honest Leader: The proof is almost identical as above. Since the integration with Hotstuff-2 is safe and live, a client can send x copies of transaction to probabilistically reach sufficient replicas, the rest follow through the Probabilistic Transaction Inclusion in DA layer Under Honest Leader from NAVIGATOR. Since the integrated protocol is live and safe, the probability of client's transaction is included increases exponentially with x and t .

Probabilistic Transaction Inclusion Under Malicious Leader: The proof is almost identical as above. If the leader is malicious and the instance Completes, we use can use Probabilistic Transaction Inclusion in DA layer Under Malicious Leader from the NAVIGATOR protocol, to derive that the inclusion probability is monotonically increasing with x , and when $x \leq f$, the probability of censoring u transactions altogether decreasing exponentially as u increases.

2Δ Probabilistic Confirmation for Clients: It is a direct consequence of CARD property and NAVIGATOR property from Section 5.

Hyperscale Throughput: Since all BIGDIPPER protocols use verifiable information dispersal, the throughput of reaching consensus to a sequence of bits in not bottleneck from downloading the whole data of size $O(bn)$, . The system capacity is summation of bandwidth from all replicas, which is $O(C_{band}n)$, where C_{band} is bandwidth for each replica. Then the limit on rate of information dispersal for each replicas needs to be $O(b) \leq C_{band}$, so at maximum the rate of reaching consensus on a sequence of bits is only a constant of system capacity.

24.3 Lemma in support for safety proofs of BigDipper Hotstuff-2 integration

We show that lemma4.1 from Hotstuff-2[30] still holds in the integrated protocol.

Lemma 4. *If a party directly commits block B_k in view v , then a certified block that ranks no lower than $C_v(B_k)$ must equal or extend B_k .*

Proof. We use the same approach as the Hotstuff-2 proof, we are mostly concerned that the data is unavailable, we present the whole proof and shows the

data has to be available for any committed blocks. Suppose we consider a block $B'_{k'}$ that is certified in view v' to produce certificate $C_{v'}(B'_{k'})$ has a rank higher than $C_v(B_k)$ if $v' > v$. We will use induction on view v' .

At the base case $v = v'$, $C_{v'}(B'_{k'})$ is certified in view v . But it is impossible, since no honest replica would vote twice per a single view.

At the induction step, since $C_v(C_v(B_k))$ exists, there must be a set of replicas S whose size is no less than $2f + 1$ that possess $C_v(B_k)$. Since a double certificate can only be created with at least $f + 1$ honest replicas, we know the data B_k is available. All replicas in S must have locked on B_k or a block that extends B_k at the end of v . By induction assumption, any certified block that ranks equally or higher than v must equal or extend B_k . By the end of v' , the replicas in S are still locked at B_k or blocks that extends B_k . The leader has two ways to enter a new view. In the first case when the leader has a double certificate, then at least $f + 1$ honest replicas have ensured the data is available, so it is safe to extend on top of it. In the second case, the leader finds out the highest certified block by waiting 3Δ to receive all honest replicas. Since the leader verifies that all locked certificate must have a valid aggregate signature corresponding to it, this step is ensured by Alg 1 line 5. So we know it is safe for the leader to build on top of it. Resume the Hotstuff-2 proof. Consider a proposal at view $v' + 1$, if the leader makes a proposal $B'_{k'}$ that does not extend B_k , its certificate must be ranked lower than $C_v(B_k)$. As the result, no honest replica would vote for it, so the certificate $C_{v'+1}(B'_{k'})$ cannot be formed. Hence if $B'_{k'}$ was committed, $C_{v'+1}(C_{v'+1}(B'_{k'}))$ is formed, $B'_{k'}$ must extend B_k .

To clarify special cases, when a malicious leader correctly runs the CARD protocol but refuses to broadcast the aggregate signature to anyone, the malicious leader eventually gets replaced. However, since no one has the aggregate signature, a new block proposed by an honest leader would not build on top of that block after waiting 3Δ . If a malicious leader broadcasts the aggregate signature, but refuses to create the double certificates, any honest replica can send the locked certificate along with the aggregate signature to convince the leader to build on top of it.