

Prompting for Automatic Log Template Extraction

Junjielong Xu^a, Ruichun Yang^a, Yintong Huo^b, Chengyu Zhang^c, Pinjia He^a

^aThe Chinese University of Hong Kong, Shenzhen

^bThe Chinese University of Hong Kong

^cETH Zurich

siyuexi@foxmail.com, ruichunyang@link.cuhk.edu.cn, ythuo@cse.cuhk.edu.hk
dale.chengyu.zhang@gmail.com, hepinjia@cuhk.edu.cn

Abstract—Log parsing, the initial and vital stage in automated log analysis, involves extracting log templates from semi-structured logs to generate structured logs. Nonetheless, current log parsers are limited in effectiveness due to two primary reasons. Firstly, traditional data-driven log parsers heavily rely on heuristics or manually crafted features provided by domain experts, which may not consistently yield optimal performance when applied to diverse log systems. Secondly, existing deep learning-based log parsers necessitate model tuning, which is typically confined to training samples and leads to suboptimal performance across the entire log source. To overcome these limitations, we propose a precise log parsing framework named LogDiv, which leverages the in-context inference capability of large language models. Specifically, LogDiv extracts the hidden semantics from multiple log examples through prompt demonstrations. Without the need for model tuning, LogDiv can directly generate a log template for the target log message by leveraging the semantics provided in the prompt context. Additionally, we introduce a simple yet effective prompt format for extracting the output and enhancing the quality of the generated log templates. To validate the performance of LogDiv, we conducted experiments using 16 widely-used public datasets. The results show that LogDiv achieves state-of-the-art performance with an average parsing accuracy of 97.7%, precision template accuracy of 88.1%, and recall template accuracy of 90.8%.

I. INTRODUCTION

Modern software systems, including online services such as Google Search and Bing Search, and system software such as Android and Windows, have become an essential part of our lives, serving millions of users globally. These systems produce valuable software logs continuously, providing a rich resource for maintainers to perform downstream tasks, such as anomaly detection [1]–[4], root cause analysis [5]–[7], and program verification [8], [9]. The first step of log analysis is log parsing, *i.e.*, converting semi-structured log messages into structured log messages. Manual log parsing is impractical due to the enormous volume of logs generated [10]. Therefore, numerous data-driven automatic log parsers have been proposed, including traditional unsupervised parsers [11]–[14] and DL-based supervised parsers [15]–[17]. Existing log parsers primarily distinguish between *constants* and *variables* in a log message without the guide of logging statements. As shown in Fig. 1, constants are the tokens written by developers in the logging statements (*e.g.*, a description of a software operation), while variables are tokens that record run-time environments (*e.g.*, a directory path). These constants make up a *log template*, while variables are treated as *parameters*.

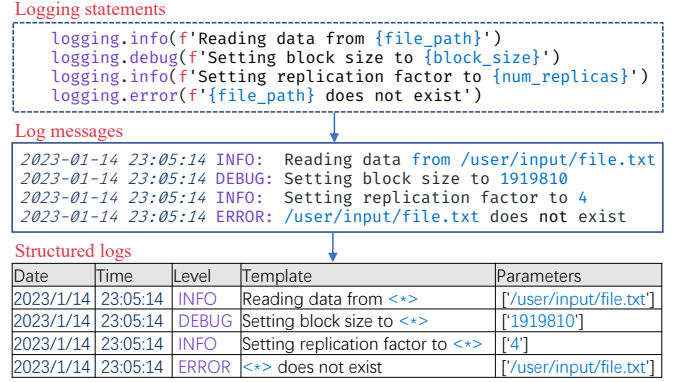


Fig. 1. A simple example of log parsing. The logging statements are typically not accessible in industrial scenarios.

However, existing log parsers still suffer from limited robustness [17], [18], leading to unsatisfactory accuracy in diverse logs for two reasons: *First*, unsupervised log parsers (*e.g.*, Logram [13] and Drain [14]) utilize specially designed features or heuristics (*e.g.*, n-gram, prefix tree) based on domain knowledge to extract common patterns for log parsing. As a result, they often fall short in log sources whose template design does not match well with the handcrafted features. For example, Drain [14] assumes that leading tokens are constants, and logs from the same template share the same length. However, they are inadequate for logs in Proxifier [19], *e.g.*, "ss.bdimg.com:80 close, 89652 bytes (87.5 KB) sent, 599249 bytes (585 KB) received, lifetime 37:51", where the prefix tokens can be variables and log length is flexible due to the optional tokens in brackets. *Second*, existing supervised log parsers (*e.g.*, LogPPT [17]) typically need to train or tune models to mine the data characteristics in target log samples. This process may restrict parsers in training data, leading to sub-optimal performance across the overall dataset, especially when there is a large sample diversity in the log source. For instance, LogPPT requires sampling logs to mine semantics within their variable tokens, and then conducting supervised model tuning to learn how to extract variables from logs. However, for datasets such as Mac [19], with large variations between templates (*e.g.*, token lengths ranging from 1 to 78, and variable number ranging from 0 to 36) and unbalanced distribution (*e.g.*, log

frequency ranging from 1 to 166, and more than half of log templates only contains one log message), the tuned model can be constrained to the features of sampled logs and fail to generalize across the entire log source. In addition, several recent studies have indicated that the logging statements are ever-changing in software development, resulting in the instability of log templates [4], [20], [21], which may amplify the potential threat caused by data diversity, and further damage the effectiveness of log parsers. Therefore, there is a pressing need for more effective log parsing techniques.

To this end, this paper proposes LogDiv, an effective and tuning-free log parsing framework that enables precisely dividing constants and variables in log messages. LogDiv adopts in-context learning (ICL), which utilizes the analogy ability [22] of large language models (LLMs) to learn generating the expected log templates from related log examples in the prompt demonstration. Specifically, LogDiv employs GPT-3 [23], a pre-trained LLM that first exhibits ICL ability, as the backbone. During log parsing, LogDiv first selects a small fraction of logs via explicitly maximizing their diversity and constructs a candidate set of potential prompt demonstration examples. When presented with a log message, it retrieves the top five most relative log samples from the set based on their similarity and organizes them in a special prompt format, which is designed to enhance LLM’s ICL performance on the log parsing task. By incorporating both the log examples and their corresponding templates from the prompt, LogDiv generates the relevant log templates for the query through LLM inference, without necessitating model tuning. As LogDiv tailors the demonstration example selection for each log message and directly extract log semantics from the prompt context in a tuning-free manner, it can generate templates based on data’s characteristics without limited to training data, and ensures high-quality log parsing performance.

LogDiv has been evaluated on 16 public datasets from LogPAI [18]. The results show that LogDiv achieves (1) 97.7% Parsing Accuracy, (2) 88.1% Precision Template Accuracy, and (3) 90.8% Recall Template Accuracy when using the prompt examples from the same log source of the target log message, outperforms the current best method by 6.1%, 20.7%, 16.7%, respectively. Moreover, LogDiv has a low standard deviation of 3.86%, 12.24%, and 9.16% on the three metrics, exhibiting a stable performance among all benchmarks.

This paper makes the following main contributions:

- It proposes LogDiv, the first general log parsing framework that exploits the in-context learning ability of an LLM to perform high-quality and robust log parsing by mining common patterns in prompt examples.
- It designs a general prompt format to explicitly control the output structure and ensure the quality of the generated log template from LLMs, which can be generalized to enhance other approaches with in-context learning.
- It presents the evaluation of LogDiv on 16 public datasets using three different metrics. The results show that LogDiv outperforms all existing log parsing tools.

II. MOTIVATION AND BACKGROUND

A. Log Parsing

Log parsing is the initial and most critical step in automated log analysis [10], [18], which aims to extract log templates from semi-structured logs to produce structured logs. Specifically, as shown in Fig. 1, in log parsing, a log parser is required to first extract the log headers, typically consisting of timestamps (*i.e.*, specific date and time) and verbosity level (*e.g.*, *ERROR*, *INFO*, and *DEBUG*). Since log headers are automatically generated by the logger, their format is fixed and can usually be extracted easily. Therefore, log parsers primarily focus on extracting constants from log messages as log templates. An intuitive method to extract constants from log messages is to manually design regular expressions for each log template. However, this method is impractical for modern software systems due to the continuously increasing volume of log templates in industrial scenarios [4], [20], resulting in an unaffordable effort to maintain log parsing rules [10]. Therefore, numerous data-driven log parsers have been proposed, including unsupervised parsers [11]–[14] and supervised parsers [15]–[17]. However, they suffer from unsatisfactory effectiveness in diverse log sources due to two reasons in design:

First, unsupervised parsers utilize specially designed features or heuristics based on domain knowledge for pattern extraction, leading to failure in logs that do not match well with the features. For example, He *et al.* [14] designed Drain, an advanced unsupervised log parser, based on two assumptions: (1) logs from the same template probably share the same length, and (2) the prefix tokens are likely to be constants. However, as for logs in Proxifier [18] like "ss.bding.com:80 close, 89652 bytes (87.5 KB) sent, 599249 bytes (585 KB) received, lifetime 37:51" from E8 event, none of these assumptions are valid (*i.e.*, the prefix tokens are variables, and tokens in brackets are optional). Consequently, LogPPT only achieves a Grouping Accuracy (GA) of 52.7% on Proxifier, much lower than its average GA of 86.5% [20].

Second, supervised parsers typically require model tuning on target log samples to learn features, making it open to the pitfalls of limited in training data, resulting in sub-optimal performance on logs with a large sample diversity. For instance, Le *et al.* [17] proposed LogPPT, a log parser that tuned on a pre-trained language model, RoBERTa. LogPPT samples several logs to mine semantics within their variable tokens and conducts model tuning to learn how to extract variables from logs in a fully supervised manner. However, for a dataset like Mac, which has a large variation between templates (*e.g.*, E253 event only contains one token without variable, while E277 event contains 78 tokens with 36 variables) and unbalanced log sample selection (*e.g.*, log frequency ranging from 1 to 166, with over 50% of templates containing only one log sample), the learned semantics are constrained in training data, and may not be representative to the entire dataset. Therefore,

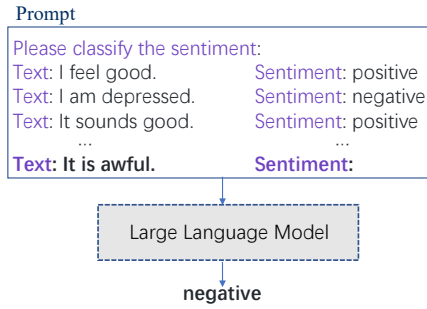


Fig. 2. The workflow of ICL: using a sentiment classification case as example.

logPPT only achieved a Parsing Accuracy (PA) of 67.3% on Mac, much lower than its average PA of 91.6%. Additionally, recent studies have demonstrated that the logging statements in open-source software are ever-changing [21], and the log templates in industrial services may be unstable [4], which may amplify the potential threat due to the data diversity, and cause a greater challenge to the effectiveness of current log parsers. Therefore, we believe an effective log parsing methodology that is suitable for diverse logs is needed.

B. Large Language Model and In-Context Learning

A large language model (LLM) is a large-scale deep learning model consisting of a neural network with numerous parameters (e.g., more than billions of weights) and trained on large quantities of the unlabelled language corpus via self-supervised learning [24]. LLMs typically adopt the Transformer [25] architecture or its sub-structures, such as *encoder* structure or *decoder* structure. Common LLMs include BERT [26], GPT-1,2,3 [23], [27], [28], T5 [29], *etc.* They are highly valued in natural language processing (NLP) and are also widely used in multiple domain areas. Since the advent of LLMs, NLP has ushered into a new learning paradigm: *pre-training & fine-tuning*. People can efficiently fine-tune a pre-trained LLM with task-specific data for multiple downstream tasks, rather than training a language model from scratch [23], [28], [29] in a highly costly manner. Fine-tuning is more cost-saving than pre-training, requiring much fewer computation resources. In the software engineering area, LLMs [23], [30], [31] together with the fine-tuning techniques have made tremendous achievements in tasks such as log parsing [17], code review generation [32], fuzzing test case generation [33], automated program repair [34], [35], and root cause analysis [36].

With the significant growth in parameter scale and corpus size, LLMs have become much more powerful. For example, some researchers [37] have found that LLM’s capacity can be further unleashed with the help of a textual prompt. This prompt-based approach can fully exploit the knowledge from the large-scale pre-train corpus, to complete various downstream tasks without model fine-tuning. The approach is known as *pre-training, prompting, and predicting*. [37] For example, when classifying the sentiment of the sentence “I feel

good.”, we can append a prompt “I am experiencing [MASK] emotion.” and ask the LLM to fill the blank [MASK] with a polar word.

Recently, LLMs have demonstrated a new ability to learn contextual information provided in the prompt demonstrations, *i.e.*, *in-context learning* (ICL) ability [22], [23]. Specifically, if a prompt contains (1) a clear instruction specifying a particular task, (2) a few examples with ground-truth labels providing task-specific knowledge, and (3) a query from the same task, the LLM can generate an answer to the query by mining the semantics between the examples and the query based on the instruction. For instance, Fig. 2 illustrates the basic workflow of ICL on sentiment classification. Multiple studies have demonstrated that LLMs perform well on various complex problems under the ICL paradigm, such as fact retrieval [38] and mathematical reasoning [39]. People typically believe that the essence of ICL is that LLMs have gained the ability to complex reason from a large amount of pre-training data, which enables LLMs to generate the expected answer of the query based on the demonstration examples in the prompt [22].

Since ICL directly uses the knowledge obtained from pre-trained LLMs along with the information in the instruction and prompt demonstration, there is no significant gap between pre-training and downstream tasks [40], making the output more consistent with the human expectation. It avoids the issues of over-reliance on specific data (e.g., overfit the pattern of dominant log templates in the training set) and enables generating high-quality predictions on the overall target log sources. Moreover, log parsers always unstable log template issues in industry development [4], [21], making them needed to be trained periodically on new log data. However, LogDiv only needs to maintain a candidate set of log examples for ICL inference without requiring retraining. To this end, we proposed LogDiv, the first attempt to complete the log parsing task with the help of ICL.

III. LOGDIV

A. Overview

Our method, LogDiv, performs high-quality log parsing under the in-context learning paradigm. Specifically, it uses GPT-3 [23], a pre-trained LLM that excels in multiple natural language tasks, as the backbone. During log parsing, LogDiv first samples a minimal ratio of log samples by optimizing and maximizing their diversity, and attaches a ground-truth label to each sample to construct a candidate set of prompt demonstration examples. When given a new log message as query, LogDiv extracts the 5 most similar examples from the candidate set, arranges them in ascending order of similarity, and assembles them into a prompt in special format for LLM inference. With the guidance of the log examples along with their log templates provided in the prompt, LogDiv generates the query’s corresponding log templates without requiring model tuning. The workflow of LogDiv is illustrated in Fig.3, and we will introduce the details in the following sections.

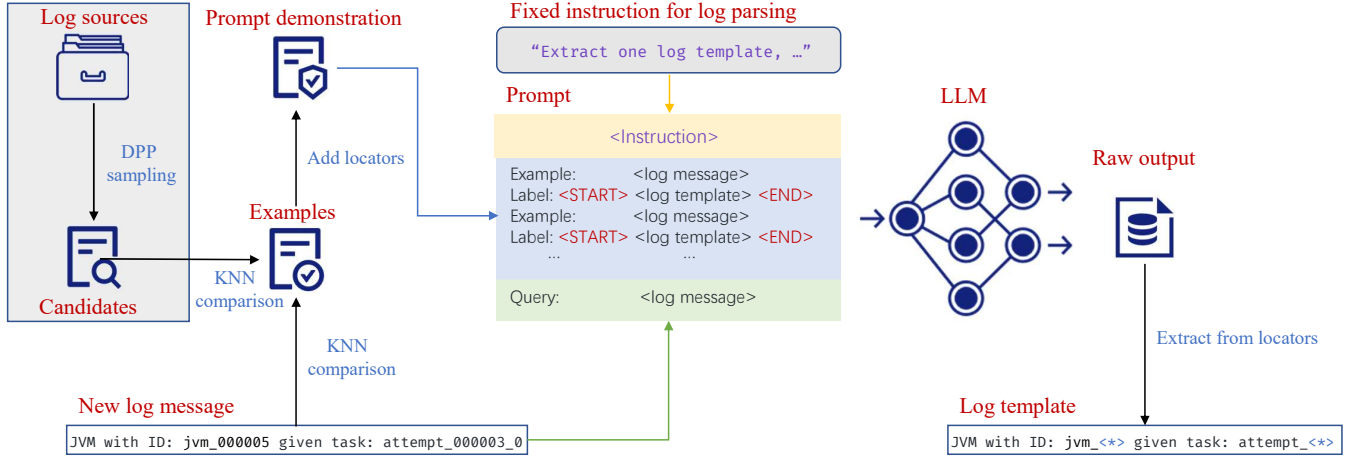


Fig. 3. The basic workflow of LogDiv framework. The candidate set needs to be constructed before log parsing.

B. Problem Definition

This paper explicitly defines the log parsing task as a log template generation task for log messages. Specifically, for a raw log message x containing n tokens after tokenization (denoted as $x = [t_1^r, t_2^r, \dots, t_n^r]$) as input, our proposed method, LogDiv, are required to generate a sequence y consisting n tokens (denoted as $y = [t_1^p, t_2^p, \dots, t_n^p]$) within the locator pair (defined in Sec. III-G) as the log template of x . The difference between x and y is that all variables in x are substituted by wildcard $\langle * \rangle$ in y . The relationship \mathcal{F} of t_i^r and t_i^p can be written as follows:

$$t_i^p = \mathcal{F}(t_i^r) = \begin{cases} \langle * \rangle & \text{if } t_i^r \text{ is variable} \\ t_i^r & \text{if } t_i^r \text{ is constant} \end{cases} \quad (1)$$

For example, as shown in Fig. 1, for a raw log message "Setting block size to 1919810", the generated log template is "Setting block size to $\langle * \rangle$ ". In the online parsing (inference) stage, the generated sequence will be considered as the log template, and the different tokens between the raw log and the generated sequence will be served as parameters.

C. Model Backbone

The performance of the large language model is a key factor in the success of in-context learning. Considering that log messages are semi-structured sentences that are mainly composed of natural language descriptions (*i.e.*, log template), we chose GPT-3 [23], an LLM that learned an extremely large amount of semantic information from the open-source corpus, as the backbone for LogDiv. We will not delve into the architectural details of GPT-3 in this paper. However, it is worth noting that from GPT-3 onwards, it was gradually discovered that LLMs emerged with the ability to perform ICL, which enables LLMs to explore new knowledge from a small number of demonstration examples and to exploit it for the query to generate an appropriate answer in the prompt [22].

Algorithm 1 DPP: Enhanced Candidate Sampling

Input: logs from target sources $\mathcal{X} = \{x_i\}_{i=1}^N$, encoder $\epsilon(\cdot)$, candidate number: K

- 1: Init: $\mathbf{c}_i = []$, $j = \arg \max_{i \in \mathcal{Z}} \log(d_i^2)$, $\mathcal{C} = \mathcal{C} \cup \{x_j\}$
- 2: $V = \epsilon(\mathcal{X})$
- 3: $L = \text{sim}(V, V)$, $d_i^2 = L_{ii}$
- 4: **while** $\mathcal{C}.size \leq K$ **do**
- 5: **for** $i \in \mathcal{X} \setminus \mathcal{C}$ **do**
- 6: $e_i = (L_{ji} - c_j^T c_i) / d_j$
- 7: $\mathbf{c}_i = [\mathbf{c}_i \ e_i]$
- 8: $d_i^2 = d_i^2 - e_i^2$
- 9: **end for**
- 10: $j = \arg \max_{i \in \mathcal{Z}} \log(d_i^2)$, $\mathcal{C} = \mathcal{C} \cup \{x_j\}$
- 11: **end while**

Output: Candidate set \mathcal{C}

It is the reason that motivates us to adopt GPT-3 as our backbone, as stated in Sec. II-B. Since LogDiv utilizes the LLM in a black-box manner, the backbone can be replaced at will as long as the model or relevant API is accessible.

D. Candidate Sampling

Before log parsing starts, LogDiv first needs to sample a minimal ratio of log messages from the target log source as candidates of demonstration examples. To enhance the robustness of LogDiv, we use DPP [41], a classic algorithm for improving sampling diversity, to select a small, fixed ratio of logs from the raw log dataset that achieves maximum diversity for the candidate set construction. By explicitly optimizing the diversity of the candidate set, LogDiv can achieve an equitable selection of log message samples from different templates, thereby reducing the potential risk of inductive bias that may arise from the unbalanced candidate samples for the LLM. Moreover, using DPP for sampling yields stable results for each given log source, which could mitigate the impact of randomness in the entire LogDiv workflow.

The detailed algorithm is shown in Algo. 1. Specifically, LogDiv first encodes log samples in the provided log dataset $\mathcal{X} = \{x_i\}_{i=1}^N$ from text sequence x_i to vector v_i via OpenAI embedding model, and then concatenates them to an embedding matrix $V = \epsilon(\mathcal{X}) = [v_1, v_2, \dots, v_N]$. Then, LogDiv calculates the similarity matrix $L = \text{sim}(V, V)$ (i.e., *kernel matrix* in original paper [41]). Based on the similarity matrix L , LogDiv can iteratively select samples that *maximize the marginal gain in total dissimilarity* for the current candidate set in a greedy manner until satisfies the maximum candidate set capacity K . In our implementation, we use the cosine distance to evaluate the similarity between any two tensors v_i and v_j , which is shown in Eq. 2

$$\text{sim}(\mathbf{v}_i, \mathbf{v}_j) := \cos(\mathbf{v}_i, \mathbf{v}_j) = \frac{\mathbf{v}_i^T \mathbf{v}_j}{\|\mathbf{v}_i\|_2 \|\mathbf{v}_j\|_2}, \quad (2)$$

Therefore, we can obtain a stable candidate set C for the following in-context inference stage.

E. Example Selection

During log parsing, LogDiv is designed to select several log examples in the candidate set as the prompt demonstration for each target log message (i.e., query). To strengthen the accuracy of LogDiv, we adopt a simple k NN, a simple clustering algorithm, to select 5 log examples that are most similar to the query as demonstration examples. By deliberately selecting log samples that are more similar to the query as examples, LogDiv can learn the semantics and patterns of the query from data that is much closer to the query’s characteristics. Moreover, the examples selected from k NN are more similar to each other, resulting in a more compact data distribution in the prompt, which makes it easier for the LLM to learn the semantics of the logs in the context.

The detailed algorithm is shown in Algo. 2. Specifically, LogDiv also begins by encoding all log candidates $x_i \in C$ as well as the query x_q into embedded vectors v_i and v_q . Then, for each vectorized query v_q , it calculates the similarity $\text{sim}(v_q, v_i)$ between it and all candidates v_i . After iterating over the entire candidate set, LogDiv generates a distance map \mathcal{D} to record the similarity between the query vector v_q and all candidate queries v_i . Subsequently, by querying the distance map \mathcal{D} , the top- k most similar log samples can be extracted as demonstration examples \mathcal{E} . In our implementation, the similarity metric $\text{sim}(v_i, v_j)$ also represents the cosine distance as shown in Eq. 2.

F. Example Permutation

To further strengthen the parsing performance, LogDiv deliberately arranges the selected examples \mathcal{E} in the *ascending order* based on their similarity to the query $\text{sim}(v_q, v_i)$. This is because recent research [38] suggests that LLM’s ICL exhibits a *recency bias* characteristic, whereby the LLM is more susceptible to the inductive bias of the examples closer to the query when generating an answer prediction. By ordering

```
Extract one log template, \
substitute variable tokens in the log as <*> between <START> and <END> tags.

Example: Recalculating schedule, headroom=<memory:0, vCores:-27>
Label: <START> Recalculating schedule, headroom=<memory:<*>, vCores:<*>> <END>

Example: Progress of TaskAttempt attempt_000001_0 is : 0.052178
Label: <START> Progress of TaskAttempt attempt_<*> is : <*> <END>

Example: task_000002 Task Transitioned from SCHEDULED to RUNNING
Label: <START> task_<*> Task Transitioned from SCHEDULED to RUNNING <END>

Example: attempt_000001 TaskAttempt Transitioned from ASSIGNED to RUNNING
Label: <START> attempt_<*> TaskAttempt Transitioned from ASSIGNED to RUNNING <END>

Example: JVM with ID : jvm_000003 asked for a task
Label: <START> JVM with ID : jvm_<*> asked for a task <END>

Query: JVM with ID: jvm_000005 given task: attempt_000003_0
```

Fig. 4. An example of the complete prompt. The yellow block is fixed instruction, while the blue and green block represent demonstration examples and the query, respectively.

Algorithm 2 k NN: Augmented Example Selection

Input: query x_q , candidate set $C = \{x_i\}_{i=1}^K$, encoder $\epsilon(\cdot)$, example number: k

- 1: Init: distance map $\mathcal{D} = \emptyset$ and $\mathcal{E} = \emptyset$
- 2: $v_q = \epsilon(x_q)$
- 3: **for** $x_i \in C$ **do**
- 4: $v_i = \epsilon(x_i)$
- 5: $d_{qi} = \text{sim}(v_q, v_i)$
- 6: $\mathcal{D} = \mathcal{D} \cup \{d_{qi} : x_i\}$
- 7: **end for**
- 8: extract values with top- k largest keys from \mathcal{D} to \mathcal{E}

Output: Example set \mathcal{E}

examples based on similarity, the example closer to the query is more similar to the query, making it easier for the LLM to learn the hidden relations between the last example and its label, and generate a prediction closer to the query’s ground-truth label. The advantages of this approach will be further elaborated in subsequent experimental results V-B.

G. Prompt Format

To aid the LLM in comprehending the log parsing task, a prompt consisting of a clear and concise instruction along with several relevant demonstration examples are necessary. However, providing a simple prompt without output restriction could be impractical for log parsing since the LLM may produce extraneous text beyond the query answer, potentially compromising parsing quality. For instance, in the sentiment classification task depicted in Fig.2, the output might include explanatory content, such as “It is negative. Because awful is not a positive word”, whereas only the word “negative” is relevant to the task. Thus, even if the anticipated response is present in the generated text, extracting it precisely is still challenging.

To address this, we include a locator pair (“<START>” and “<END>”) in the prompt demonstration to limit the answer we require within the locators. Specifically, in LogDiv, each example’s log template is enclosed by the locator pair. With the

guide of the restricted format for demonstration, LLM is inclined to generate the log template within the same locator pair via analogy [22]. Then, LogDiv can simply utilize regular expressions to extract the expected log template in the output. An example of a complete prompt is presented in Fig.4, where the last example is the most similar one to the query, and the expected raw output is "<START> JVM with ID: jvm_{*} given task: attempt_{*} <END>". Notably, even with locators, the output often generates redundant text after the expected answer. However, we can easily extract the expected answer with the help of locators and just simply ignore the rest of redundant text.

IV. EXPERIMENT SETUP

A. Research Question Design

We conducted extensive experiments on 16 public datasets to answer the following research questions:

- RQ1: How effective is LogDiv?
- RQ2: How do different settings affect LogDiv?

Specifically, RQ1 investigates LogDiv’s parsing effectiveness (*i.e.*, accuracy and robustness [17], [18]) on various log sources through comparison to other cutting-edge log parsers. RQ2 further discusses the contribution of each component of LogDiv through ablation study. Furthermore, it also explores the impact of different configurations through comparative experiments.

B. Environment and Implementation

In our experiments, we utilized HTTP requests to invoke the OpenAI APIs and interact with the LLM (*i.e.*, GPT-3 curie) and encoder (*i.e.*, text-search-babbage-query-001) to get the raw output response of the origin prompt. Additionally, we employed Python 3.9 to implement Algo. 1, Algo. 2, and various evaluation scripts to construct the complete prompt construction in a local machine with Ubuntu 20.04.5 LTS.

C. Datasets

Our experiments are conducted on 16 public log datasets from LogPAI [18], the most widely-used benchmark in log analysis. The LogPAI datasets cover a variety of log types, including distributed systems, standalone software, supercomputers, PC operating systems, mobile systems, and microservices. In each dataset, all log messages are labeled with ground-truth log templates with a unique Event ID. However, Kan *et al.* [42] recently points out that there are multiple labeling errors in the LogPAI datasets.

D. Metrics

Following recent studies [17], [42], our evaluation uses three metrics: Parsing Accuracy (PA), Precision Template Accuracy (PTA), and Recall Template Accuracy (RTA), where the last two metrics are also known as Template Accuracy (TA) [42]. Specially, we use PA to evaluate the parsing performance at the message level and use PTA and RTA to evaluate the parsing performance at the template level. The concepts of these metrics are as follows:

1) *Parsing Accuracy (PA)*: Parsing Accuracy (PA), also known as Message Level Accuracy (MLA) [15], is defined as the ratio of "correctly parsed" log messages over the total number of log messages, where a log is considered to be "correctly parsed" if and only if all constants and variables are exactly divided in the log template. Since PA is not related to the number of templates, but only to the total number of parsed log messages, we use PA as a message-level evaluation metric to assess the most basic parsing capability of the parsers.

2) *Template Accuracy (TA)*: Template Accuracy (TA) is proposed by Kan *et al.* [42], which gives template-level guidance of parsing quality. Specifically, TA comprises two metrics, Precision Template Accuracy (PTA) and Recall Template Accuracy (RTA). PTA measures the ratio of correctly identified templates to the total number of identified templates, while RTA measures the ratio of correctly identified templates to the total number of ground-truth templates. The concept of "correctly identified" templates means that all log messages from this log template are "correctly parsed" (defined in the PA context). Therefore, it is obvious that PTA and RTA are more stringent metrics than PA, and we aim to use them to showcase the strong parsing ability of LogDiv.

Additionally, we do not continue to adopt Grouping Accuracy (GA), which is widely used for unsupervised parser evaluation in the past. This is mainly due to two reasons. *Firstly*, GA has a broader definition of "correct parsing," which reduces its reference value for supervised parsers. Specifically, GA only requires that log messages belonging to the same template be correctly clustered, without considering whether constants and variables in the logs are distinguished correctly. *Secondly*, although GA aims to evaluate the clustering ability of logs at the *template* level, its value is affected by the *message* number in each cluster, rather than the total number of templates [42]. Compared to GA, TA can provide more effective evaluation capabilities at the template level.

E. Baselines

We selected LenMa [43], Spell [12], Drain [14], and Logram [13], the top-performing unsupervised log parsers, and LogPPT [17], the current state-of-the-art supervised log parser, as our baselines for comparison. Specifically, these unsupervised log parsers are based on handcrafted features, *i.e.*, log length, longest common subsequence, prefix tree, and n-gram, while LogPPT fine-tunes a pre-trained language model, RoBERTa [44], and adapts it to log parsing. Notably, supervised parsers typically perform better than unsupervised parsers, and the only parser that LogDiv can compare in an *apple-to-apple* manner is LogPPT. For fairness, we adopt all baselines’ implementation from their public repositories [13], [17], [18] without changing any settings or hyperparameters. Consequently, we have reproduced all baselines’ results, which are consistent with the previous research [17].

V. EVALUATION RESULTS

TABLE I
ACCURACY COMPARISON WITH THE CUTTING-EDGE LOG PARSERS ON LOGPAI DATASETS (%).

Dataset	LenMa			Spell			Drain			Logram			LogPPT			LogDiv		
	PA	PTA	RTA	PA	PTA	RTA	PA	PTA	RTA	PA	PTA	RTA	PA	PTA	RTA	PA	PTA	RTA
Andriod	72.2	59.0	60.1	24.1	24.4	27.2	73.0	56.6	62.0	42.8	38.7	27.2	76.7	58.4	68.4	93.8	84.6	83.8
Apache	29.3	42.9	50.0	28.5	25.0	16.7	100.0	100.0	100.0	50.9	33.3	83.3	99.4	83.3	83.3	100.0	100.0	100.0
BGL	15.4	9.6	25.8	32.9	12.1	12.5	44.4	33.9	30.8	17.0	15.7	16.7	97.0	68.6	78.3	98.2	85.7	86.7
Hadoop	24.2	20.6	28.9	19.6	20.8	23.7	43.9	36.8	34.2	37.0	18.7	17.5	89.5	54.0	58.8	99.3	91.5	95.6
HDFS	12.5	37.5	42.9	48.7	57.1	57.1	95.9	81.3	92.9	1.8	19.4	42.9	90.2	85.7	85.7	99.9	81.8	90.0
HealthApp	28.9	3.4	46.7	15.2	21.5	18.7	24.1	8.3	34.7	26.3	3.5	25.3	78.9	85.3	85.3	99.6	95.0	95.0
HPC	67.1	12.9	50.0	53.2	38.3	39.1	67.2	38.8	41.3	67.9	37.7	43.5	94.7	73.6	84.8	97.9	73.5	89.3
Linux	13.2	41.0	41.4	10.9	17.3	14.7	19.4	43.4	42.2	18.5	13.5	4.3	94.9	47.5	49.1	99.7	95.0	90.5
Mac	15.5	14.6	19.4	3.3	5.7	5.9	27.7	21.2	24.9	25.2	16.4	20.2	67.3	43.6	53.4	84.9	58.8	61.7
OpenSSH	15.5	25.0	23.1	12.7	25.0	23.1	53.4	52.0	50.0	48.2	29.0	34.6	97.6	48.9	84.6	93.9	94.7	90.0
OpenStack	19.1	18.7	60.5	0.0	0.0	0.0	18.7	5.5	39.5	11.2	9.3	9.3	90.7	84.4	88.4	99.8	95.0	95.0
Proxifier	50.6	10.6	87.5	47.8	22.2	25.0	52.7	26.9	87.5	0.0	0.0	0.0	100.0	100.0	100.0	100.0	100.0	100.0
Spark	2.3	12.4	33.3	33.6	34.5	27.8	37.6	50.0	41.7	27.5	3.1	22.2	99.1	60.0	58.3	99.9	88.2	88.2
Thunderbird	17.1	27.1	34.2	3.9	19.1	16.8	19.1	29.9	36.9	12.8	20.8	6.7	92.6	50.6	59.1	96.8	65.7	86.3
Windows	26.6	37.9	44.0	0.4	11.5	12.0	69.6	46.3	50.0	37.4	15.2	10.0	98.3	55.4	72.0	100.0	100.0	100.0
Zookeeper	45.7	30.0	36.0	45.3	22.0	26.0	49.8	39.1	36.0	51.6	26.1	24.0	99.0	74.1	86.0	100.0	100.0	100.0
Average	28.5	25.2	42.7	23.8	22.3	21.6	49.8	41.9	50.3	29.8	18.8	24.2	91.6	67.4	74.1	97.7	88.1	90.8

A. RQ1: How effective is LogDiv?

This section compares the accuracy and robustness of LogDiv with other state-of-the-art log parsers on 16 publicly available log datasets. The study evaluates Parsing Accuracy (PA), Precision Template Accuracy (PTA), and Recall Template Accuracy (RTA) to demonstrate the accuracy of the parsers. Following the previous research [17], [18], the distribution of metrics across the 16 datasets is also reported to assess the methods' robustness.

It is also worth noting that LogDiv and LogPPT [17] require labeled log samples for supervision. Specifically, LogDiv uses DPP to extract 200 labeled logs as candidates and select five candidate for prompting, and LogPPT uses Adaptive Random Testing algorithm to extract 32 labeled logs as training samples. Therefore, they were evaluated on a test set consisting of the remaining data after excluding these samples. For those unsupervised parsers, we use the complete set of each dataset as a test set.

1) *Accuracy*: Accuracy is the most critical characteristic to evaluate the effectiveness of a log parser [18]. Any minor parsing errors can lead to a significant impact on the performance of downstream tasks of log analysis [45]. In this part, we focus on evaluating the accuracy metrics of the log parser on each dataset, as well as its overall average accuracy metrics. These metrics provide a distinct representation of the global strengths and weaknesses of each parser for each metric, as well as the relative strengths and weaknesses of each parser on each dataset.

The results are shown in Table. I. To visualize the advantage of LogDiv, we marked the best results in each evaluation metric on each dataset, as well as their average value on all datasets in bold font. It is clear that LogDiv demonstrates state-of-the-art Parsing Accuracy (PA), Precision Template Accuracy (PTA), and Recall Template Accuracy (RTA) on all 16 LogPAI log datasets, outperforming the best DL-based

parser, LogPPT [17], which is proposed recently. Specifically, regarding the widely used PA metric, LogDiv achieved an average PA of 97.7% across 16 datasets, with 100% PA on 4 datasets and PA exceeding 95% on 13 datasets, and no dataset had a PA below 80%. This outperforms any previous log parser by far. For instance, LogDiv outperformed the current best log parser LogPPT on 14 out of 16 datasets in terms of PA, with less than 4% PA gap on the only dataset where it was not superior, and another dataset tied at 100% accuracy. Additionally, LogDiv's advantage is more evident in PTA and RTA metrics. It achieved an average PTA and RTA of 88.1% and 90.8%, across 16 datasets, with 9 and 10 datasets having PTA and RTA metrics not lower than 90%, respectively. This performance significantly exceeds that of LogPPT by 21.0% and 16.5%, respectively, where LogPPT only achieved an average PTA and RTA of 67.4% and 74.1%. These findings demonstrate the significant accuracy advantage of LogDiv over current parsers.

Furthermore, LogDiv's accuracy advantage over other traditional log parsers is even more apparent. For instance, compared to the strongest traditional log parser, Drain, LogDiv exceeded its average PA, PTA, and RTA by 49.8%, 41.9%, and 50.3%, respectively. We believe that this phenomenon is due to the fact that traditional log parsers, which are based on expert-designed heuristic rules or handcrafted features, struggle to correctly distinguish between variables and constants in different types of log data, and can only coarsely cluster log messages with the same template. Therefore, to fairly demonstrate LogDiv's accuracy, we primarily compared it with the current SOTA supervised log parser, LogPPT.

2) *Robustness*: Robustness is an important characteristic to measure the versatility of a log parser [18]. A practical log parser should perform consistently on logs generated in multiple production environments [18]. In this part, we focus on evaluating the robustness of each log parser through the analysis of the distribution of metrics among 16 log datasets.

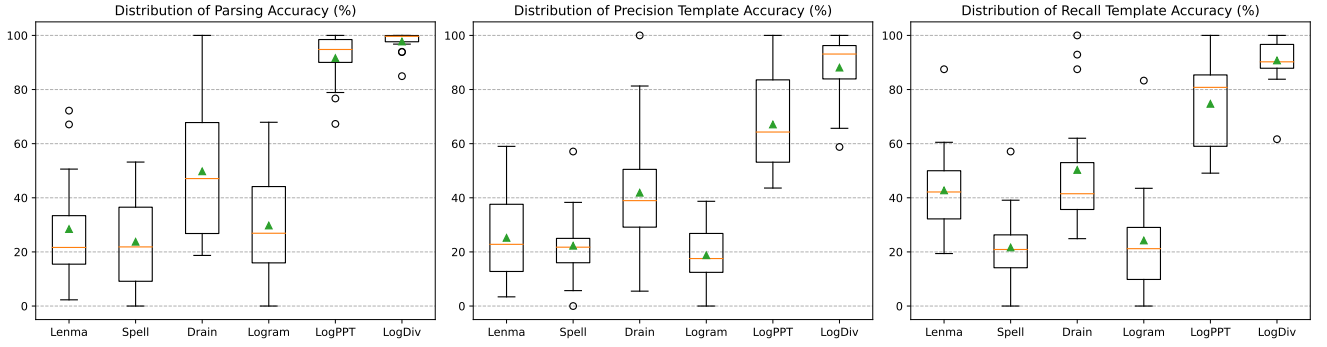


Fig. 5. Robustness comparison with the cutting-edge log parsers on LogPAI dataset (%).

TABLE II
ABLATION STUDY OF COMPONENTS ON MAC DATASET (%).

	PA	PTA	RTA
Full _{LogDiv}	84.9	58.8	61.7
w/ODPP SAMPLING	75.2(↓9.7)	39.5(↓19.2)	41.0(↓20.7)
w/o k NN COMPARISON	16.8(↓68.1)	1.8(↓57.0)	6.8(↓54.9)
w/oLOCATORS	65.9(↓19.0)	42.2(↓16.6)	26.3(↓35.4)

By analyzing the distribution of metrics for each log parser, we can identify the stability of their parsing ability on different datasets.

The results are shown in Fig. 5. The results demonstrate that LogDiv outperforms existing log parsers by exhibiting the narrowest distribution range among the PA, PTA, and RTA metrics. This indicates that LogDiv possesses strong robustness across various datasets. Specifically, LogDiv has a standard deviation of only 3.86%, 12.24%, and 9.16% on the three metrics, respectively, outperforming the currently most robust log parser, LogPPT, which has standard deviations of 9.2%, 16.56%, and 14.57%. In addition, compared to traditional unsupervised log parsers, LogDiv has a more pronounced advantage. We believe this advantage of LogDiv stems from two reasons: (1) LogDiv learns features of different log sources from relative log examples in prompts and generates the expected template via these features, without the need for manual feature selection or heuristic design. (2) Since LogDiv does not train or fine-tune a model but rather leverages LLM’s ICL capabilities, it is not subject to the training set, which can reduce model performance stability on various log datasets.

B. RQ2: How do different settings affect LogDiv?

This section conducts ablation experiments to discuss the contributions of each key component and the impact of different configurations in LogDiv. Specifically, we use the Mac dataset as the benchmark for the following experiments, as its complex and diverse data (as illustrated in Sec.II-A) can better illustrate the contributions of different settings to log parsing, compared to other simpler datasets.

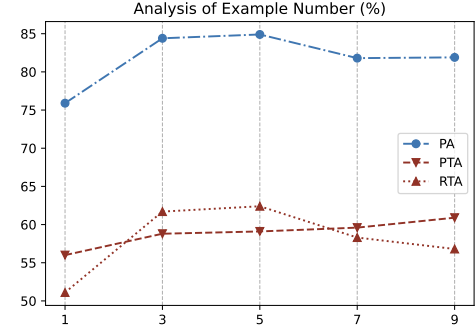


Fig. 6. Analysis of example number on Mac dataset (%).

1) *Components*: As shown in Fig. 3, LogDiv comprises three main components: DPP sampling, k NN comparison, and prompt locators. To evaluate the individual contributions of these components to LogDiv’s log parsing capability, we removed each component sequentially and measured its necessity and importance by observing the extent of the resulting accuracy drop. Specifically, we (1) replaced the DPP algorithm with random sampling to construct the candidate set, (2) replaced the k NN algorithm with random selection to choose demonstration examples, and (3) removed the locators in the prompt demonstration, relying solely on the first-line output of LLM as the log template prediction. To mitigate the impact of random bias, we repeated each experimental configuration five times and calculated their mean as the final result.

The results are shown in Table. II. It is clear that removing DPP sampling, k NN selection, or prompt locators from LogDiv leads to a significant decrease in all three accuracy metrics. For instance, without DPP sampling or prompt locators, LogDiv achieves a 9.7% and 19.0% lower PA than the full version, respectively. The reason for this drop is that DPP sampling enhances the diversity of the candidate set, providing more related examples to assist in generating the log template, while prompt locators help to extract the expected log template from the raw output. Notably, k NN selection plays the most crucial role in LogDiv; without it, LogDiv can hardly continue log parsing, achieving only 16.8% PA, 1.8% PTA, and 6.8% RTA. This is because there are enormous dissimilarities between each template and the scarcity of log samples in each template

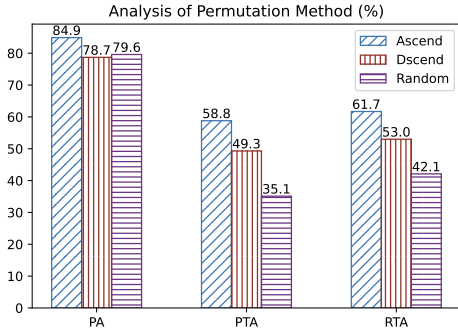


Fig. 7. Analysis of permutation method on Mac dataset (%).

in the Mac dataset. Without similar log messages in prompt context, LLMs can hardly mine valid semantics and common patterns among irrelevant log examples through analogy. Thus, we conclude that these components are indispensable for the effective functioning of LogDiv.

2) *Configurations*: In addition to the above-mentioned three key components, there are several configurations that significantly affect LogDiv’s parsing performance, *i.e.*, (1) the number of examples, (2) the permutation method, and (3) the model backbone. Specifically, we first analyze the impact of LogDiv’s performance with different numbers of examples ranging from 1 to 9. Then, we compare the effectiveness of different permutation methods, *i.e.*, ascending, descending, and random order. Finally, we discuss how different model backbones in GPT-3 [23] series (*i.e.*, Ada, Babbage, and Curie) affect parsing performance. We also repeat each experiment five times and report their mean as the final result.

Example Number: As shown in Fig. 6, all metrics show an increasing trend when the number of demonstration examples is less than 5. However, when the number exceeds 5, PA slightly decreases and then stabilizes, while PTA and RTA keep increasing and decreasing, respectively. The reason for this is that too few examples do not provide enough in-context samples for LLM to learn log patterns, and too many examples include irrelevant log messages that do not provide effective guidance for parsing the target log message. Thus, a small number of demonstration examples are sufficient for LogDiv, and more examples do not help improvement.

Example Permutation: As shown in Fig. 7, using ascending order performs better on all metrics than descending order and random order. This is consistent with the analysis in Sec. III-E, which suggests that due to *recency bias* [38], LLMs are more likely to learn from examples that are closer to the query. Hence, if the most recent examples have patterns similar to the query, it enhances parsing accuracy. Additionally, it’s worth noting that although random order has a slightly higher PA than descending order, PTA and RTA are significantly lower. This is because random order sometimes coincidentally creates an ascending order, resulting in better message-level metrics than descending order. However, due to its unstable randomness, incorrectly parsed log messages may be evenly distributed among multiple templates, leading

TABLE III
ANALYSIS OF MODEL BACKBONE ON MAC DATASET (%).

	PA	PTA	RTA
Curie	84.9	58.8	61.7
Babbage	71.7(\downarrow 13.2)	46.4(\downarrow 12.4)	60.9(\downarrow 0.8)
Ada	70.4(\downarrow 14.5)	35.0(\downarrow 23.8)	32.3(\downarrow 29.4)

to inferior template-level performance. Conversely, descending order’s stable ordering may not significantly affect the parsing ability on log messages belonging to some templates, resulting in slightly higher PTA and RTA.

Model Backbone: As shown in Table.III, the accuracy increases with the LLM scale in LogDiv framework. Specifically, GPT-3 consists of four different versions: Ada-350M, Babbage-3B, Curie-13B, and Davinci-175B. Due to limited research resources, we were only able to test LogDiv’s performance with the first three versions as backbones. Nevertheless, we believe that with the emergence of more powerful LLMs, LogDiv’s capability for log parsing will further excel.

VI. DISCUSSION

A. Efficiency and Practicality

Efficiency is critical for log parsers, especially when dealing with large-scale log data. Typically, researchers measure a log parser’s efficiency by analyzing the execution time required for finishing parsing. However, in this paper, we adopt OpenAI’s API to interact with LLM and the encoder, resulting in an unmeasurable efficiency due to network latency (*i.e.*, the parsing time for each log message is almost exactly twice the network latency). Thus, we can only qualitatively discuss potential efficiency issues in deployment scenarios.

Specifically, LogDiv’s time cost consists of (1) constructing candidate sets, (2) selecting demonstration examples, (3) encoding log messages, and (4) LLM inference. The cost of (1) and (2) mainly comes from the DPP and the k NN, which are efficient and classic algorithms. The time complexities are $O(K^2N)$ and $O(KM)$ respectively, where K , N , and M are the log scale of (i) candidate set \mathcal{C} , (ii) initial logs from target source \mathcal{X} , and (iii) incoming logs in online parsing stage. The cost of (3) and (4) mainly depends on the model inference speed. For large enterprises and organizations that may face large volumes of log data, distilling a smaller model from the original LLM or increasing the parallel computing resources might be a potential solution to mitigate the efficiency threat in LLM inference. Furthermore, in industrial development scenarios, LogDiv only need to collect the newly produced logs as candidates for ICL inference. It does not require the additional resource consumption for retraining the models on these new log data. Therefore, we believe that the LogDiv framework can still be efficient and practical.

B. Threat to Validity

We identified the following major threats to validity:

- **Randomness:** Randomness may affect the performance through two aspects: (1) the randomness in LLMs and (2) the randomness introduced during the experiments in Sec. V-B, including a random sampling of candidates, selection of examples, and permutation of examples. To mitigate the former threat, we reduced the randomness of the LLM by configuring it to generate consistent outputs for the same input text (*i.e.*, initialize `temperature=0`). To mitigate the latter threat, we conducted five independent experiments for each experimental setting and used the mean of the results as the final outcome.
- **Baselines:** To ensure a fair evaluation of the effectiveness of LogDiv, we selected multiple top-performing open-source log parsers as baselines for comparison. However, these parsers were implemented differently. To preserve their original performance reported in their respective papers, we used the data and hyperparameters provided in their publicly available replication packages without any modifications. The final results were consistent with the data reported in their original papers [17] or code repositories [46].

VII. RELATED WORKS

Log parsing methods can be categorized into unsupervised and supervised methods according to the parsing algorithms.

A. Unsupervised log parsers

Unsupervised log parsers leverage manually designed features to extract log templates, which have been widely explored in the past. There are three main categories of unsupervised log parsers: frequent pattern mining-based, clustering-based, and heuristic-based methods. (1) *Frequent pattern mining-based* methods regard the mined frequent patterns (*e.g.*, *n*-grams) as log templates. For example, SLCT [47], LFA [48], LogCluster [49], and Logram [13] try to use different methods to extract frequent patterns in logs. (2) *Clustering-based* methods aim to group similar logs first, assuming that logs in the same cluster share the same template, and then extract the common tokens as the template in each cluster. Some clustering-based methods can perform in an online manner because they adopt an online grouping strategy rather than clustering all the offline logs at once. Specifically, LKE [50], LogSig [51], LogMine [52] are offline methods, SHISO [53], and LenMa [43] are online methods. (3) *Heuristic-based* methods encode expert domain knowledge into general and effective heuristic rules. For example, AEL [11], IPLoM [54], Spell [12], and Drain [14] utilize different heuristic rules to extract templates from logs. In particular, Drain [14] achieved SOTA in all open-source traditional unsupervised parsers with a parse tree structure to perform log parsing in an online manner. Based on Drain’s architecture, there are multiple updated log parsers: POP [55] improves Drain and provides a parallel implementation on Spark for distributed deployment.

SPINE [20] improves Drain and proposes a progressive clustering step for log template correction via human feedback.

B. Supervised log parsers

Supervised log parsers are a recently emerging class of parsers. They typically use deep learning and use data sampled from a target log source to supervise mine patterns in log templates. For example, UniParser [15] utilizes a contrast learning strategy to overcome the pattern difference in heterogeneous log sources based on a BiLSTM [56] model. SemParser [16] utilizes a special semantic miner for template extraction along with the concept-instance pair using a BiLSTM [56] model. Both of the above log parsers require training a neural network from scratch using labeled training data. Recently, LogPPT [17] has proposed a new paradigm for log parsing, which uses template-free prompt-tuning [57] to fine-tune the pre-trained language model, RoBERTa [44]. By mining the semantic information contained in the pre-trained model itself and fine-tuning it with a small amount of log data (*i.e.*, using 32 log samples for each dataset), LogPPT is able to achieve the current SOTA performance on multiple datasets and multiple metrics, outperforming all existing log parsers in accuracy and robustness. These results show that mining the pre-trained model for log parsing is feasible and effective.

Unlike all the above log parsers, LogDiv neither needs to design heuristic rules or handcrafted features based on domain knowledge, nor needs to fine-tune the model to the specific training data, but instead, directly generates the target log’s template by mining semantics from a small number of related log examples provided in demonstration examples.

VIII. CONCLUSION

In conclusion, our paper introduces a new log parsing framework, named LogDiv, that utilizes the in-context learning capability of large language models to enhance log parsing effectiveness. Our method mines semantics from several log examples provided in a prompt, enabling precise log template generation without requiring model tuning. Additionally, we design a prompt format to constrain the output and ensure the quality of the generated log templates from LLMs, which we believe can generalize to other ICL applications. Through experiments on 16 public datasets using three different metrics, we demonstrate that LogDiv outperforms current log parsers by 3.86%, 20.4%, and 16.7%, in terms of PA, PTA, and RTA, respectively. In a broader sense, we believe this framework has significant potential to improve the effectiveness and practicality of various downstream automated log analysis applications.

REFERENCES

- [1] M. Du, F. Li, G. Zheng, and V. Srikumar, “Deeplog: Anomaly detection and diagnosis from system logs through deep learning,” in *Proceedings of the 2017 ACM SIGSAC conference on computer and communications security*, 2017, pp. 1285–1298.
- [2] S. He, J. Zhu, P. He, and M. R. Lyu, “Experience report: System log analysis for anomaly detection,” in *2016 IEEE 27th international symposium on software reliability engineering (ISSRE)*. IEEE, 2016, pp. 207–218.

- [3] J.-G. Lou, Q. Fu, S. Yang, Y. Xu, and J. Li, "Mining invariants from console logs for system problem detection," in *2010 USENIX Annual Technical Conference (USENIX ATC 10)*, 2010.
- [4] X. Zhang, Y. Xu, Q. Lin, B. Qiao, H. Zhang, Y. Dang, C. Xie, X. Yang, Q. Cheng, Z. Li *et al.*, "Robust log-based anomaly detection on unstable log data," in *Proceedings of the 2019 27th ACM Joint Meeting on European Software Engineering Conference and Symposium on the Foundations of Software Engineering*, 2019, pp. 807–817.
- [5] A. Amar and P. C. Rigby, "Mining historical test logs to predict bugs and localize faults in the test logs," in *2019 IEEE/ACM 41st International Conference on Software Engineering (ICSE)*. IEEE, 2019, pp. 140–151.
- [6] S. He, Q. Lin, J.-G. Lou, H. Zhang, M. R. Lyu, and D. Zhang, "Identifying impactful service system problems via log analysis," in *Proceedings of the 2018 26th ACM Joint Meeting on European Software Engineering Conference and Symposium on the Foundations of Software Engineering*, 2018, pp. 60–70.
- [7] Q. Lin, H. Zhang, J.-G. Lou, Y. Zhang, and X. Chen, "Log clustering based problem identification for online service systems," in *2016 IEEE/ACM 38th International Conference on Software Engineering Companion (ICSE-C)*. IEEE, 2016, pp. 102–111.
- [8] R. Ding, H. Zhou, J.-G. Lou, H. Zhang, Q. Lin, Q. Fu, D. Zhang, and T. Xie, "Log2: A cost-aware logging mechanism for performance diagnosis," in *2015 {USENIX} Annual Technical Conference ({USENIX}{ATC} 15)*, 2015, pp. 139–150.
- [9] W. Shang, Z. M. Jiang, H. Hemmati, B. Adams, A. E. Hassan, and P. Martin, "Assisting developers of big data analytics applications when deploying on hadoop clouds," in *2013 35th International Conference on Software Engineering (ICSE)*. IEEE, 2013, pp. 402–411.
- [10] S. He, P. He, Z. Chen, T. Yang, Y. Su, and M. R. Lyu, "A survey on automated log analysis for reliability engineering," *ACM computing surveys (CSUR)*, vol. 54, no. 6, pp. 1–37, 2021.
- [11] Q. Fu, J.-G. Lou, Y. Wang, and J. Li, "Execution anomaly detection in distributed systems through unstructured log analysis," in *2009 ninth IEEE international conference on data mining*. IEEE, 2009, pp. 149–158.
- [12] M. Du and F. Li, "Spell: Streaming parsing of system event logs," in *2016 IEEE 16th International Conference on Data Mining (ICDM)*. IEEE, 2016, pp. 859–864.
- [13] H. Dai, H. Li, C. S. Chen, W. Shang, and T.-H. Chen, "Logram: Efficient log parsing using n-gram dictionaries," *IEEE Transactions on Software Engineering*, 2020.
- [14] P. He, J. Zhu, Z. Zheng, and M. R. Lyu, "Drain: An online log parsing approach with fixed depth tree," in *2017 IEEE international conference on web services (ICWS)*. IEEE, 2017, pp. 33–40.
- [15] Y. Liu, X. Zhang, S. He, H. Zhang, L. Li, Y. Kang, Y. Xu, M. Ma, Q. Lin, Y. Dang *et al.*, "Uniparser: A unified log parser for heterogeneous log data," in *Proceedings of the ACM Web Conference 2022*, 2022, pp. 1893–1901.
- [16] Y. Huo, Y. Su, B. Li, and M. R. Lyu, "Semparser: A semantic parser for log analysis," *arXiv preprint arXiv:2112.12636*, 2021.
- [17] V.-H. Le and H. Zhang, "Log parsing with prompt-based few-shot learning," *arXiv preprint arXiv:2302.07435*, 2023.
- [18] J. Zhu, S. He, J. Liu, P. He, Q. Xie, Z. Zheng, and M. R. Lyu, "Tools and benchmarks for automated log parsing," in *2019 IEEE/ACM 41st International Conference on Software Engineering: Software Engineering in Practice (ICSE-SEIP)*. IEEE, 2019, pp. 121–130.
- [19] —, "Repository of LogPAI," <https://github.com/logpai/loghub>.
- [20] X. Wang, X. Zhang, L. Li, S. He, H. Zhang, Y. Liu, L. Zheng, Y. Kang, Q. Lin, Y. Dang *et al.*, "Spine: a scalable log parser with feedback guidance," in *Proceedings of the 30th ACM Joint European Software Engineering Conference and Symposium on the Foundations of Software Engineering*, 2022, pp. 1198–1208.
- [21] S. Kabinna, C.-P. Bezemer, W. Shang, M. D. Syer, and A. E. Hassan, "Examining the stability of logging statements," *Empirical Software Engineering*, vol. 23, pp. 290–333, 2018.
- [22] Q. Dong, L. Li, D. Dai, C. Zheng, Z. Wu, B. Chang, X. Sun, J. Xu, and Z. Sui, "A survey for in-context learning," *arXiv preprint arXiv:2301.00234*, 2022.
- [23] T. Brown, B. Mann, N. Ryder, M. Subbiah, J. D. Kaplan, P. Dhariwal, A. Neelakantan, P. Shyam, G. Sastry, A. Askell *et al.*, "Language models are few-shot learners," *Advances in neural information processing systems*, vol. 33, pp. 1877–1901, 2020.
- [24] Wikipedia, "Large Language Model," https://en.wikipedia.org/wiki/Large_language_model, 2023, [Online; accessed 19-March-2023].
- [25] A. Vaswani, N. Shazeer, N. Parmar, J. Uszkoreit, L. Jones, A. N. Gomez, Ł. Kaiser, and I. Polosukhin, "Attention is all you need," *Advances in neural information processing systems*, vol. 30, 2017.
- [26] J. Devlin, M.-W. Chang, K. Lee, and K. Toutanova, "Bert: Pre-training of deep bidirectional transformers for language understanding," *arXiv preprint arXiv:1810.04805*, 2018.
- [27] A. Radford, K. Narasimhan, T. Salimans, I. Sutskever *et al.*, "Improving language understanding by generative pre-training," 2018.
- [28] A. Radford, J. Wu, R. Child, D. Luan, D. Amodei, I. Sutskever *et al.*, "Language models are unsupervised multitask learners," *OpenAI blog*, vol. 1, no. 8, p. 9, 2019.
- [29] C. Raffel, N. Shazeer, A. Roberts, K. Lee, S. Narang, M. Matena, Y. Zhou, W. Li, and P. J. Liu, "Exploring the limits of transfer learning with a unified text-to-text transformer," *J. Mach. Learn. Res.*, vol. 21, no. 1, jan 2020.
- [30] M. Chen, J. Tworek, H. Jun, Q. Yuan, H. P. d. O. Pinto, J. Kaplan, H. Edwards, Y. Burda, N. Joseph, G. Brockman *et al.*, "Evaluating large language models trained on code," *arXiv preprint arXiv:2107.03374*, 2021.
- [31] Y. Wang, W. Wang, S. Joty, and S. C. Hoi, "Codet5: Identifier-aware unified pre-trained encoder-decoder models for code understanding and generation," *arXiv preprint arXiv:2109.00859*, 2021.
- [32] L. Li, L. Yang, H. Jiang, J. Yan, T. Luo, Z. Hua, G. Liang, and C. Zuo, "Auger: automatically generating review comments with pre-training models," in *Proceedings of the 30th ACM Joint European Software Engineering Conference and Symposium on the Foundations of Software Engineering*, 2022, pp. 1009–1021.
- [33] Y. Deng, C. S. Xia, H. Peng, C. Yang, and L. Zhang, "Fuzzing deep-learning libraries via large language models," *arXiv preprint arXiv:2212.14834*, 2022.
- [34] C. S. Xia and L. Zhang, "Conversational automated program repair," *arXiv preprint arXiv:2301.13246*, 2023.
- [35] C. S. Xia, Y. Ding, and L. Zhang, "Revisiting the plastic surgery hypothesis via large language models," *arXiv preprint arXiv:2303.10494*, 2023.
- [36] T. Ahmed, S. Ghosh, C. Bansal, T. Zimmermann, X. Zhang, and S. Rajmohan, "Recommending root-cause and mitigation steps for cloud incidents using large language models," *ICSE*, 2023.
- [37] P. Liu, W. Yuan, J. Fu, Z. Jiang, H. Hayashi, and G. Neubig, "Pre-train, prompt, and predict: A systematic survey of prompting methods in natural language processing," *ACM Computing Surveys*, vol. 55, no. 9, pp. 1–35, 2023.
- [38] Z. Zhao, E. Wallace, S. Feng, D. Klein, and S. Singh, "Calibrate before use: Improving few-shot performance of language models," in *International Conference on Machine Learning*. PMLR, 2021, pp. 12 697–12 706.
- [39] J. Wei, X. Wang, D. Schuurmans, M. Bosma, E. Chi, Q. Le, and D. Zhou, "Chain of thought prompting elicits reasoning in large language models," *arXiv preprint arXiv:2201.11903*, 2022.
- [40] C. Wang, Y. Yang, C. Gao, Y. Peng, H. Zhang, and M. R. Lyu, "No more fine-tuning? an experimental evaluation of prompt tuning in code intelligence," in *Proceedings of the 30th ACM Joint European Software Engineering Conference and Symposium on the Foundations of Software Engineering*, 2022, pp. 382–394.
- [41] L. Chen, G. Zhang, and E. Zhou, "Fast greedy map inference for determinantal point process to improve recommendation diversity," *Advances in Neural Information Processing Systems*, vol. 31, 2018.
- [42] Z. A. Khan, D. Shin, D. Bianculli, and L. Briand, "Guidelines for assessing the accuracy of log message template identification techniques," in *Proceedings of the 44th International Conference on Software Engineering (ICSE'22)*. ACM, 2022.
- [43] K. Shima, "Length matters: Clustering system log messages using length of words," *arXiv preprint arXiv:1611.03213*, 2016.
- [44] Y. Liu, M. Ott, N. Goyal, J. Du, M. Joshi, D. Chen, O. Levy, M. Lewis, L. Zettlemoyer, and V. Stoyanov, "Roberta: A robustly optimized bert pretraining approach," *arXiv preprint arXiv:1907.11692*, 2019.
- [45] P. He, J. Zhu, S. He, J. Li, and M. R. Lyu, "An evaluation study on log parsing and its use in log mining," in *2016 46th annual IEEE/IFIP international conference on dependable systems and networks (DSN)*. IEEE, 2016, pp. 654–661.
- [46] V.-H. Le and H. Zhang, "Repository of LogPPT," <https://github.com/LogIntelligence/LogPPT>, 2023, [Online; accessed 19-March-2023].

- [47] R. Vaarandi, "A data clustering algorithm for mining patterns from event logs," in *Proceedings of the 3rd IEEE Workshop on IP Operations & Management (IPOM 2003)*(IEEE Cat. No. 03EX764). Ieee, 2003, pp. 119–126.
- [48] M. Nagappan and M. A. Vouk, "Abstracting log lines to log event types for mining software system logs," in *2010 7th IEEE Working Conference on Mining Software Repositories (MSR 2010)*. IEEE, 2010, pp. 114–117.
- [49] R. Vaarandi and M. Pihelgas, "Logcluster-a data clustering and pattern mining algorithm for event logs," in *2015 11th International conference on network and service management (CNSM)*. IEEE, 2015, pp. 1–7.
- [50] Q. Fu, J.-G. Lou, Y. Wang, and J. Li, "Execution anomaly detection in distributed systems through unstructured log analysis," in *2009 ninth IEEE international conference on data mining*. IEEE, 2009, pp. 149–158.
- [51] L. Tang, T. Li, and C.-S. Perng, "Logsig: Generating system events from raw textual logs," in *Proceedings of the 20th ACM international conference on Information and knowledge management*, 2011, pp. 785–794.
- [52] H. Hamooni, B. Debnath, J. Xu, H. Zhang, G. Jiang, and A. Mueen, "Logmine: Fast pattern recognition for log analytics," in *Proceedings of the 25th ACM International on Conference on Information and Knowledge Management*, 2016, pp. 1573–1582.
- [53] M. Mizutani, "Incremental mining of system log format," in *2013 IEEE International Conference on Services Computing*. IEEE, 2013, pp. 595–602.
- [54] A. A. Makanju, A. N. Zincir-Heywood, and E. E. Milios, "Clustering event logs using iterative partitioning," in *Proceedings of the 15th ACM SIGKDD international conference on Knowledge discovery and data mining*, 2009, pp. 1255–1264.
- [55] P. He, J. Zhu, S. He, J. Li, and M. R. Lyu, "Towards automated log parsing for large-scale log data analysis," *IEEE Transactions on Dependable and Secure Computing*, vol. 15, no. 6, pp. 931–944, 2017.
- [56] A. Graves, A.-r. Mohamed, and G. Hinton, "Speech recognition with deep recurrent neural networks," in *2013 IEEE international conference on acoustics, speech and signal processing*. Ieee, 2013, pp. 6645–6649.
- [57] R. Ma, X. Zhou, T. Gui, Y. Tan, L. Li, Q. Zhang, and X. Huang, "Template-free prompt tuning for few-shot ner," *arXiv preprint arXiv:2109.13532*, 2021.