

# Graph Federated Learning Based on the Decentralized Framework

Peilin Liu<sup>1</sup>, Yanni Tang<sup>2,3</sup>, Mingyue Zhang<sup>3</sup>, and Wu Chen<sup>3</sup>

<sup>1</sup> College of Computer and Information Science & College of Software, Southwest University, Chongqing, 400715, China

<sup>2</sup> School of Computer Science, University of Auckland, Auckland, 1142, New Zealand

<sup>3</sup> College of Software, Southwest University, Chongqing, 400715, China

**Abstract.** Graph learning has a wide range of applications in many scenarios, which require more need for data privacy. Federated learning is an emerging distributed machine learning approach that leverages data from individual devices or data centers to improve the accuracy and generalization of the model, while also protecting the privacy of user data. Graph-federated learning is mainly based on the classical federated learning framework i.e., the Client-Server framework. However, the Client-Server framework faces problems such as a single point of failure of the central server and poor scalability of network topology. First, we introduce the decentralized framework to graph-federated learning. Second, determine the confidence among nodes based on the similarity of data among nodes, subsequently, the gradient information is then aggregated by linear weighting based on confidence. Finally, the proposed method is compared with FedAvg, Fedprox, GCFL, and GCFL+ to verify the effectiveness of the proposed method. Experiments demonstrate that the proposed method outperforms other methods.

**Keywords:** Federated Learning · Graph Neural Network · Decentralized Framework.

## 1 Introduction

Graph learning refers to a class of methods that use the graph structure for machine learning. Specifically, graph learning uses information such as topology and neighbor relationships of graph structures to perform tasks such as feature learning, classification, and clustering of nodes or edges. Graph learning has a wide range of applications in healthcare[19,8,4], social network analysis[7,23], and intelligent transportation[11,16,5], where the need for data privacy increases as well as the problem of data silos arises. Federated learning(FL) has received attention as a major hot topic in recent years. FL is an emerging distributed machine learning approach that ensures that multiple devices or data centers can collaboratively train a machine model without the data leaving the device or data center. FL leverages data from individual devices or data centers to improve the accuracy and generalization of the model, while also protecting the privacy of user data.

Like the classical FL framework, graph-federated learning(GFL) is also based on the FL framework. Currently, FL usually adopts the Client-Server(CS) framework, in which clients compute model parameters locally and upload them to the server, and the server aggregates the model parameters uploaded by each client and distributes them to the clients. One of the most important parts is the model aggregation method, such as FedAvg[13](which is based on a weighted average) and Fedprox[10](which adds regularization terms to the loss function).

However, the CS framework faces problems such as a single point of failure of the central server and poor scalability of network topology[12,3]. Inspired by the blockchain domain, the decentralized framework has better robustness and scalability[15,17]. Therefore, in this paper, we consider introducing the decentralized framework into GFL. Nevertheless, FL under this framework without centralized control of the server has challenges in designing reasonable interaction mechanisms and effective client-side model aggregation methods.

In this paper, to address these challenges, we propose the Decentralized Graph-Federated Learning(DGFL) approach. First, we introduce the decentralized framework to GFL, which consists of fully peer-to-peer learning nodes without a central server. Each node has its own local data, aiming to train GNNs[18] models that are more suitable for local data. Second, determine the confidence among nodes based on the similarity of data among nodes, subsequently, the gradient information is then aggregated by linear weighting based on confidence. Finally, the proposed method is compared with FedAvg[13], Fedprox[10], GCFL, and GCFL+[22] to verify the effectiveness(accuracy, convergence speed, and computational time) of the proposed method. In summary, the main contributions of this paper are as follows: (1) a gradient interaction mechanism is proposed in the framework of decentralized architecture, which greatly reduces the communication overhead while ensuring no inefficiency. (2) introduces the confidence between nodes which is based on a local model gradient sequence and a new model gradient aggregation method based on the confidence for linear weighted aggregation is proposed. (3) experiments conducted on standard graph datasets, and the result of experiments demonstrate the proposed method outperforms other methods.

The rest of this paper is organized as follows. Section 2 presents related works. Section 3 describes the preliminaries of GNNs and the classic federated aggregation method. Section 4 provides details and the implementation of the proposed approach. Section 5 lists the experiments to demonstrate the effectiveness of the proposed method. At last, section 6 summarizes the entire article.

## 2 Related Works

### 2.1 Federated Learning

Federated Learning(FL)[13] is a distributed machine learning framework that effectively helps multiple nodes or data centers to train models by performing machine learning. The participants of FL mainly consist of a central server and

nodes. The server aims to train an optimal model based on the aggregated data of all parties, and the model trained by each node or data center serves local data goals. Importantly, FL allows participants (e.g., smartphones, sensors, mobile devices, servers, etc.) to not share data during the information exchange process so that the user’s raw data remains local to the node or data center throughout the model training process, so FL simultaneously solves the problem of data silos while meeting the requirements of user privacy, data security, and government regulations. FL also reduces the pressure on network bandwidth because the local models are trained on local computers and only the model parameters need to be transmitted. The advantage of the CS framework is that it is easy to manage and easy to implement, and the centralized architecture makes it easier to control, coordinate and monitor. However, its centralized architecture will lead to a single point of failure, and once the server crashes, the whole system will not work properly and has poor scalability.

FL[13] has three major elements: data source, federated learning system, and users. Under the federated learning system, each data source performs data preprocessing, jointly establishes its learning model, and feeds back the output results to the user. There are two main frameworks in FL:

- *client-server(CS) framework*. The client-server framework is the most commonly used framework for federated learning and was the first to be proposed. In this framework, there is a central server, which is responsible for coordinating the computation and communication among the various clients. Specifically, clients download models from the server, then train them using local data and upload the updated models to the server. The server aggregates all the models uploaded by the clients and calculates the average model, which is then sent back to the clients for the next round of training.
- *decentralized framework*. The decentralized framework eliminates the reliance on a central server, and individual clients can communicate and collaborate directly with each other. In this framework, each client has its own model and uses local data for training, and then sends the updated model to other clients for model aggregation(such as gradient averaging). During model aggregation, clients can verify and monitor each other to ensure security and correctness. The decentralized framework has no single point of failure, each client is independent, and the system is more stable and robust. Data privacy is better because data does not need to be uploaded to the central server. However, the decentralized framework is relatively complex and requires more management and coordination efforts because there is no central server for management and control.

## 2.2 Graph Learning

A graph is a mathematical structure used to represent entities and their relationships, consisting of vertices and edges. Nodes represent entities (such as people, places, or objects), and edges represent relationships between entities (such as friendship, distance, or similarity). Machine learning on graphs is referred to

as “graph learning”, and methods used in this field convert graph features to feature vectors of the same dimensionality in the embedding space. Without projecting the graph into a lower dimensional space, a graph learning model or algorithm directly converts graph data into the output of a graph learning architecture. Most graph learning approaches are based on or generalized from deep learning techniques since these techniques can encode and represent graph data as vectors. The objective of graph learning is to extract the desirable features of the graph, and the output vectors are in a continuous space. As a result, downstream activities like node classification and link prediction can employ graph representations with ease without using an explicit embedding procedure. Many graph analysis problems, including link prediction, recommendation, and classification, may be solved quickly and effectively in the representation space thanks to graph learning approaches[6,1]. Different facets of social life, including communication patterns, community structures, and information diffusion, are shown by graph network representations[21,24]. The three kinds of graph learning tasks—vertex-based, edge-based, and subgraph-based—can be separated depending on the characteristics of vertices, edges, and subgraphs. For categorization, risk identification, clustering, and community finding, a graph’s vertex relationships can be leveraged[20]. We can do recommendation and knowledge inference by determining whether an edge exists between any two vertices in a network.

### 3 Preliminaries

#### 3.1 Graph Neural Networks (GNNs)

The core idea behind GNN[18] is to use the information interplay between neighbor nodes to replace the function illustration of every node and to procedure the total graph. Usually, a GNN model consists of a multi-layer neural network, and every layer of the community is accountable for updating the node function representation, and weighting and summing the characteristic vectors of the nodes to acquire a new characteristic illustration of the node. The shape and function data in the graph are normally expressed as  $G = (V, E, X)$ , where  $V, E, X$  denotes nodes, links, and node features. Next, an illustration of an L-layer GNN is given as

$$h_v^{(l+1)} = \sigma(h_v^l, \text{agg}(\{h_u^l; u \in N_v\})), \forall l \in [L] \quad (1)$$

the place  $N_v$  is the set of neighbours of node  $v$ ,  $\sigma(\cdot)$  is the activation function, and the  $h_v^l$  is the illustration of the node  $v$  at the  $l^{\text{th}}$ -layer.  $\text{agg}(\cdot)$  is the combination characteristic with special GNNs models. The equation 1 is the node-level representation, and the graph-level illustration can be pooled from the illustration of all nodes, as

$$h_G = \text{readout}(\{h_v; v \in V\}) \quad (2)$$

where the  $\text{readout}(\cdot)$  represents the different pooling methods, such as mean pooling, sum pooling, etc, which is to aggregate and embed the vectors of each node in the graph into a single vector and then perform classification tasks.

### 3.2 FedAvg

FedAvg[13] is a model parameter aggregation algorithm widely used in FL, which can be used to aggregate local model parameters from multiple clients into global model parameters. The main idea is to combine the parameters of the local model through the weighted average and use the weighted average parameters as the parameters of the global model. For example, there are  $n$  clients in total, and  $k$  is a specific communication round. The server will sample the client to select a set of participants  $\{P\}_k$ . For every participant  $P_i$  in  $\{P\}_k$ , they use local data  $D_i$  to train the model locally, and then pass its updated parameters  $w_i^{(k)}$  to the server. The server then aggregates these incoming parameters by

$$w^{(k+1)} = \sum_{i=1}^n \frac{|D_i|}{|D_{all}|} w_i^{(k)} \quad (3)$$

where  $|D_i|$  is the local data size of  $P_i$ , and  $|D_{all}|$  represents the total data size of all  $P_i \in \{P\}_k$ . After the server aggregation update is completed, the new parameters of the global model will be passed to all clients.

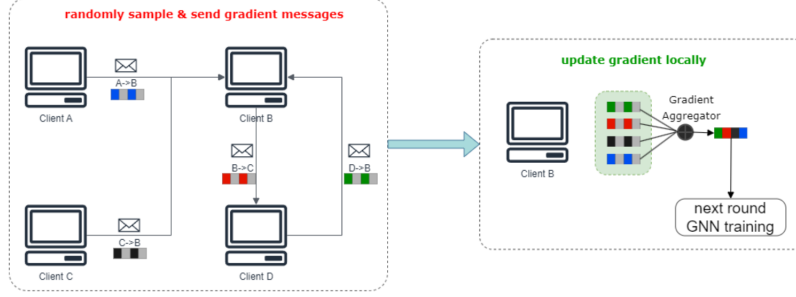
## 4 Decentralized Graph Federated Learning

### 4.1 The design of DGFL

Suppose there is a set of local clients based on a decentralized network framework under the set  $C = \{c_1, c_2, \dots, c_n\}$ , and the graph formed by the connections between the default clients is a fully connected graph. Unlike the classical CS framework, without the control of a central server, each local client needs to execute the federated algorithm once in each round of communication as a receiver. In contrast to Cluster Federated Learning (CFL)[2], which also does not rely on the central server to perform clustering, each local client decides its confidence weight based on the local data information and the messages received. Then, clients aggregate the sender's gradient information received in this round with the local gradient information in this round according to the confidence weight and then update the local gradient information.

Figure 1, which is a random situation in the interaction process, describes the main steps of the proposed algorithm. The left part of the figure shows the process of randomly sampling and sending messages to the selected client. Take client B as an example, the right part of the figure demonstrates the gradient updating process.

The definition of the local client set has been given:  $C = \{c_1, c_2, \dots, c_n\}$ , assuming that each client maintains a local neighbor set  $N_i = \{n_1, n_2, n_3, \dots, n_k\}$ , where  $N_i$  represents the neighbor list of  $c_i$ . From the above process, we can know that in each round of communication, when a client acts as the sender, it will use random single sampling which randomly selects a neighbor as the message receiver of the current round. Of course, each client also needs to maintain a set of senders  $S_i = \{s_1, s_2, s_3, \dots, s_k\}$ , where  $S_i$  represents the sender list of  $C_i$ ,



**Fig. 1.** the design of the proposed method

which is used to record who send a message to yourself in this round. Then the client  $C_i$  selects the senders greater than the average confidence value from the sender list to aggregate their messages. Next, define confidence( $Conf$ ) as

$$Conf_{i,j}^t = 1 - DTW_{std}(g_i^t, g_j^t) \quad (4)$$

The average confidence value( $\overline{Conf}^t$ ) in the t-th round is denoted as

$$\overline{Conf}_i^t = \frac{1}{|S_i|} \sum_{k \in S_i} Conf_{i,k}^t \quad (5)$$

$Conf_{i,j}^t$  represents the confidence of client  $c_i$  on  $c_j$  during the t-th round of communication, and  $Conf \in [0, 1]$ , where  $DTW_{std}$  represents the standardized  $DTW()$  function which is used to calculate the dynamic time wrapping (DTW)[14] distance between two gradient sequences. Obviously, we can get  $Conf_{i,i} = 1$ .

It should be emphasized that  $DGFL$  is different from the classic federated algorithm. What the client updates after each round of communication is no longer the model parameters, but the gradient. The specific equation of the strategy is as follows:

$$g_i^{(t+1)} = \frac{Conf_{i,i}^t * g_i^t + \sum_{j \in Sample} Conf_{i,j}^t * g_j^t}{Conf_{i,i}^t + \sum_{j \in Sample} Conf_{i,j}^t} \quad (6)$$

The Equation 6 is the gradient update strategy of the client  $c_i$ , where  $t$  represents the communication round,  $g$  is the gradient, and  $Sample$  is the selected senders after a de-mean confidence filtering. At the same time, the local and received gradient information is normalized.

## 4.2 Algorithm implementation

The implementation of  $DGFL$  is illustrated in algorithm 1. Lines 1 to 5 show the preparations before starting which initialize all clients. From line 6 to the end is

the FL process. In the process of FL, sending process is from lines 7 to 12, and the receiving process is from lines 13 to 20. The random single-sampling process is shown in line 9. The computation of confidence between clients on line 15 is based on equation 4. The gradient updating is shown on line 20.

---

**Algorithm 1:** Decentralized Graph Federated Learning
 

---

**Initialization:** Set clients  $C = \{c_1, c_2, \dots, c_n\}$ , divide the dataset unevenly among clients,  $E$  is the number of local epochs,  $n$  is the total number of clients

```

1 for each client  $k \in C$  do
2    $S_k \leftarrow \{\}$ ;
3    $N_k \leftarrow C \setminus c_k$ ;
4    $Sample \leftarrow \{\}$ 
5 end
6 for each round  $t = 1, 2, 3, \dots$  do
7   for each client  $i \in C$  do
8      $g_i^t \leftarrow \text{ClientLocalTrain}(E)$ ;
9      $r \leftarrow$  randomly select a client from  $N_i$ ;
10     $S_r \leftarrow i$  (append client  $i$  to client  $r$ 's sender list);
11    send  $g_k^t$  to  $r$ 
12  end
13  for each client  $i \in C$  do
14    for  $j \in S_i$  do
15      compute  $Conf_{i,j}^t$ 
16    end
17     $Sample \leftarrow j \in S_i$ , for  $Conf_{i,j}^t \geq \overline{Conf_i^t}$  (append client  $j$  to
      sample list);
18     $g_i^{(t+1)} \leftarrow \frac{Conf_{i,i}^t * g_i^t + \sum_{j \in Sample} Conf_{i,j}^t * g_j^t}{Conf_{i,i}^t + \sum_{j \in Sample} Conf_{i,j}^t}$  (update gradient);
19     $Sample \leftarrow \{\}$ 
20  end
21 end
```

---

## 5 Experiments

### 5.1 Experimental settings

*Datasets* The datasets we use is TuDataset from the official datasets set of PyG (PyTorch Geometric), which mainly selects different data sets from three fields, namely Small molecules (AIDS, DHFR, P388), Bioinformatics (DD), Social networks (COLLAB, IMDB-BINARY, IMDB-MULTI), where each dataset has a set of graphs. The graph labels are binary or multi-class and our task is a graph classification task. We randomly distribute the graphs of a single dataset to multiple clients and keep 10% of the graphs as the test set.

**Table 1.** Data Set Stat.

Name	Graphs	Classes	Avg.nodes	Avg.edges
COLLAB	5000	3	74.49	2457.78
AIDS	2000	2	15.69	16.20
DD	1178	2	284.32	715.66
PTC.FR	351	2	14.56	15.00
IMDB-BINARY	1000	2	19.77	96.53

*Parameters* The local epoch  $E$  is set to 5 for each different FL algorithm. In the neural network layer, we choose the 3-layer Graph Isomorphism Networks(GINs) with a hidden size of 64. The batch size is set to 128 and the optimizer is Adam[9] with weight decay of  $5e^{-4}$  and a learning rate of 0.001. The parameter  $\mu$  of Fedprox[10] is set to 0.01. All experiments are run on the server with 16GB NVIDIA Tesla T4 GPUs.

*Topology* Like the decentralized framework introduced by DGFL in Chapter 4, each node in the experiment is composed of a fully connected graph, meaning that each node has communication channels with all other nodes. In the experiment, we set the number of clients to 10 by default.

## 5.2 Research questions

In this section, we will mainly conduct experiments to address the following research questions:

- How do the convergence speed, loss, and accuracy of the proposed method compare with other methods (Effectiveness)
- How does the time cost of the proposed method compare with other methods? (Time Overhead)

**Effectiveness.** To illustrate the superiority of the proposed method in terms of effectiveness, we mainly compare the proposed method with the existing baseline methods from three aspects which are accuracy, loss, and convergence speed.

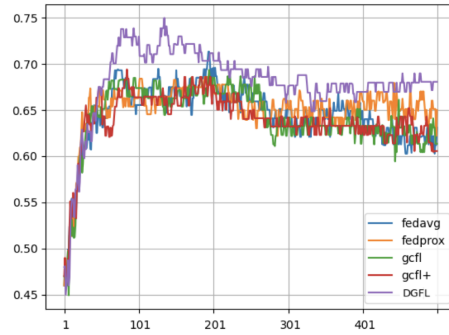
*Accuracy.* Figure 2 shows the accuracy variation of the proposed method compared to the baseline method over 500 rounds for the same dataset IMDB-BINARY. Table 2 shows the final accuracy comparison of all methods with different data sets for a fixed number of rounds. The horizontal axis is the exchange rounds, and the vertical axis represents the average accuracy of all clients.

*Loss.* Here are the results of three comparative experiments of different methods based on the loss to demonstrate the advantages of the proposed method. The vertical axis of each graph is the loss, and the horizontal axis is the communication round. From the first result 3(a) of the experiment on dataset AIDS of 200 rounds, we can find that the loss performance of all methods is very similar, however, compared with the baseline methods, the proposed method has better



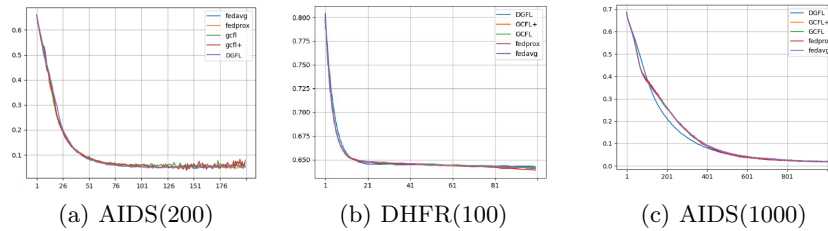
**Table 2.** Accuracy comparison of all methods for a fixed number of rounds with different datasets.

	COLLAB <sub>500</sub>	AIDS <sub>500</sub>	DD <sub>1000</sub>	PTC_FR <sub>1000</sub>	IMDB-B <sub>1000</sub>
FedAvg[13]	0.7253	0.9859	0.7277	0.7250	0.6329
Fedprox[10]	0.7141	0.9858	0.7039	0.7250	0.6540
GCFL[22]	0.6879	0.9808	0.7369	0.7250	0.6613
GCFL+[22]	0.6962	0.9808	0.7181	0.7250	0.6511
DGFL	<b>0.7374</b>	<b>0.9906</b>	<b>0.7628</b>	<b>0.7500</b>	<b>0.6732</b>



**Fig. 2.** 500 rounds accuracy comparison on IMDB-BINARY

stability, which means that the baseline method has a larger "shake range". After that, the number of AC rounds is increased to 1000, and it can be seen from 3(c) that the proposed method has the highest curvature of the convergence curve in the case where the final convergence of the losses of each method is almost the same.



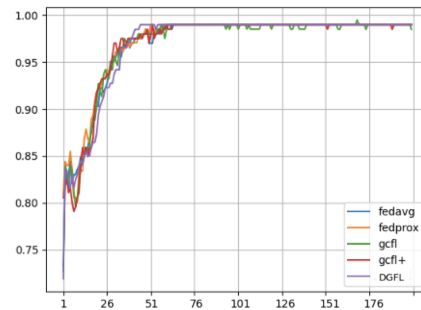
**Fig. 3.** Loss comparison of methods.

*Convergence speed.* When the fluctuation range of the accuracy within a certain number of rounds remains within a certain threshold, we consider that the

**Table 3.** Convergence comparison of methods on AIDS.

Method Name	FedAvg[13]	Fedprox[10]	GCFL[22]	GCFL+[22]	DGFL
Convergence round	65	62	“63”	“61”	<b>47</b>

method has reached convergence. Since most datasets cannot achieve convergence within a short communication round, we give the dataset AIDS where all methods can converge within a short communication round for comparative experiments, and the results are shown in Figure 4.

**Fig. 4.** 200 rounds convergence speed comparison on AIDS.

Obviously, in Table 3, we can see that the number of convergence rounds of other baseline methods is around 60, while the proposed method is reduced below 50 which is a big boost. The reason why we put quotation marks on the convergence round of *GCFL* and *GCFL+* for these two methods is that they have not reached absolute convergence. It can be seen that there is still a slight shake in the follow-up.

**Time overhead.** Under the premise of ensuring that the proposed method has an advantage in accuracy, compare the time consumption with the existing baseline method under the same dataset and the same number of rounds.

It can be seen from Table 4 that except for the time consumption of the proposed method under COLLAB(500 rounds) is slightly higher than that of GCFL, the time consumption of the proposed method under other datasets is optimal. Moreover, with the number of communication rounds increasing, the proposed method has no disadvantage in accuracy, and the speed of training highlights a greater advantage.

**Table 4.** Time consumption comparison of methods for a fixed number of rounds with different datasets.

	<i>COLLAB</i> <sub>500</sub>	<i>AIDS</i> <sub>500</sub>	<i>DD</i> <sub>1000</sub>	<i>IMDB - B</i> <sub>1000</sub>
FedAvg[13]	6467s	842s	2552s	1475s
Fedprox[10]	6153s	998s	2584s	1591s
GCFL[22]	<b>5843s</b>	887s	2751s	1373s
GCFL+[22]	6374s	867s	2568s	1279s
DGFL	6012s	<b>838s</b>	<b>2270s</b>	<b>1128s</b>

## 6 Conclusion

Taking the interaction of graph-federated learning based on a decentralized structure into consideration, this paper adopted GIN and a new federated aggregator algorithm, by introducing the proposed algorithm. Following, we considered four algorithms (i.e., FedAvg, Fedprox, GCFL, and GCFL+), and conducted a set of experiments to validate the effectiveness of the proposed algorithms. The experimental results illustrated that the proposed algorithms could achieve graph-federated learning[13] based on a decentralized structure. The success of graph learning and federated learning in this area demonstrates its great potential for other applications.

However, heterogeneity of each client’s local data structure (e.g. distributing each client’s different local data from different datasets) and Byzantine problems in communication (e.g. a certain client intentionally sends false information to other clients) will affect the training results. Therefore, there is still a need to address the problem of working under more dynamic topological conditions. Furthermore, the success of the proposed algorithm in graph-federated learning based on a decentralized framework shows the potential to be applied to more real-world scenarios, such as medical institutions sharing patient data for model training. In the future, we aim to improve the deficiencies in the proposed algorithm and apply it to more realistic scenarios.

## References

1. Bengio, Y., Courville, A., Vincent, P.: Representation learning: A review and new perspectives. *IEEE transactions on pattern analysis and machine intelligence* **35**(8), 1798–1828 (2013)
2. Caldarola, D., Mancini, M., Galasso, F., Ciccone, M., Rodolà, E., Caputo, B.: Cluster-driven graph federated learning over multiple domains. In: *Proceedings of the IEEE/CVF Conference on Computer Vision and Pattern Recognition*. pp. 2749–2758 (2021)
3. Coulouris, G.F., Dollimore, J., Kindberg, T.: *Distributed systems: concepts and design*. pearson education (2005)
4. Covert, I.C., Krishnan, B., Najm, I., Zhan, J., Shore, M., Hixson, J., Po, M.J.: Temporal graph convolutional networks for automatic seizure detection. In: *Machine Learning for Healthcare Conference*. pp. 160–180. PMLR (2019)

5. Diao, C., Zhang, D., Liang, W., Li, K.C., Hong, Y., Gaudiot, J.L.: A novel spatial-temporal multi-scale alignment graph neural network security model for vehicles prediction. *IEEE Transactions on Intelligent Transportation Systems* **24**(1), 904–914 (2023). <https://doi.org/10.1109/TITS.2022.3140229>
6. Guo, T., Xia, F., Zhen, S., Bai, X., Zhang, D., Liu, Z., Tang, J.: Graduate employment prediction with bias. In: *Proceedings of the AAAI Conference on Artificial Intelligence*. vol. 34, pp. 670–677 (2020)
7. Hamilton, W., Ying, Z., Leskovec, J.: Inductive representation learning on large graphs. *Advances in neural information processing systems* **30** (2017)
8. Jiang, H., Cao, P., Xu, M., Yang, J., Zaiane, O.: Hi-gcn: A hierarchical graph convolution network for graph embedding learning of brain network and brain disorders prediction. *Computers in Biology and Medicine* **127**, 104096 (2020)
9. Kingma, D.P., Ba, J.: Adam: A method for stochastic optimization. *arXiv preprint arXiv:1412.6980* (2014)
10. Li, T., Sahu, A.K., Zaheer, M., Sanjabi, M., Talwalkar, A., Smith, V.: Federated optimization in heterogeneous networks. *Proceedings of Machine learning and systems* **2**, 429–450 (2020)
11. Lv, M., Hong, Z., Chen, L., Chen, T., Zhu, T., Ji, S.: Temporal multi-graph convolutional network for traffic flow prediction. *IEEE Transactions on Intelligent Transportation Systems* **22**(6), 3337–3348 (2020)
12. Maly, R.J., Mischke, J., Kurtansky, P., Stiller, B.: Comparison of centralized (client-server) and decentralized (peer-to-peer) networking. Semester thesis, ETH Zurich, Zurich, Switzerland pp. 1–12 (2003)
13. McMahan, B., Moore, E., Ramage, D., Hampson, S., y Arcas, B.A.: Communication-efficient learning of deep networks from decentralized data. In: *Artificial intelligence and statistics*. pp. 1273–1282. PMLR (2017)
14. Müller, M.: Dynamic time warping. *Information retrieval for music and motion* pp. 69–84 (2007)
15. Pilkington, M.: Blockchain technology: principles and applications. In: *Research handbook on digital transformations*, pp. 225–253. Edward Elgar Publishing (2016)
16. Qiu, H., Zheng, Q., Msahli, M., Memmi, G., Qiu, M., Lu, J.: Topological graph convolutional network-based urban traffic flow and density prediction. *IEEE transactions on intelligent transportation systems* **22**(7), 4560–4569 (2020)
17. Raval, S.: *Decentralized applications: harnessing Bitcoin’s blockchain technology*. ” O’Reilly Media, Inc.” (2016)
18. Scarselli, F., Gori, M., Tsoi, A.C., Hagenbuchner, M., Monfardini, G.: The graph neural network model. *IEEE transactions on neural networks* **20**(1), 61–80 (2008)
19. Wang, T., Shao, W., Huang, Z., Tang, H., Zhang, J., Ding, Z., Huang, K.: Moronet: multi-omics integration via graph convolutional networks for biomedical data classification. *bioRxiv* pp. 2020–07 (2020)
20. Xia, F., Ahmed, A.M., Yang, L.T., Luo, Z.: Community-based event dissemination with optimal load balancing. *IEEE Transactions on Computers* **64**(7), 1857–1869 (2014)
21. Xia, F., Ahmed, A.M., Yang, L.T., Ma, J., Rodrigues, J.J.: Exploiting social relationship to enable efficient replica allocation in ad-hoc social networks. *IEEE Transactions on Parallel and Distributed Systems* **25**(12), 3167–3176 (2014)
22. Xie, H., Ma, J., Xiong, L., Yang, C.: Federated graph classification over non-iid graphs. *Advances in neural information processing systems* **34**, 18839–18852 (2021)
23. Xu, K., Hu, W., Leskovec, J., Jegelka, S.: How powerful are graph neural networks? *arXiv preprint arXiv:1810.00826* (2018)

24. Zhang, J., Wang, W., Xia, F., Lin, Y.R., Tong, H.: Data-driven computational social science: A survey. *Big Data Research* **21**, 100145 (2020)