

MEASURING STUDENT BEHAVIORAL ENGAGEMENT USING HISTOGRAM OF ACTIONS

Ahmed Abdelkawy, Islam Alkabbany, Asem Ali and Aly Farag

CVIP Lab University of Louisville, USA

ABSTRACT

In this paper, we propose a novel technique for measuring behavioral engagement through students' actions recognition. The proposed approach recognizes student actions then predicts the student behavioral engagement level. For student action recognition, we use human skeletons to model student postures and upper body movements. To learn the dynamics of student upper body, a 3D-CNN model is used. The trained 3D-CNN model is used to recognize actions within every 2-minute video segment then these actions are used to build a histogram of actions which encodes the student actions and their frequencies. This histogram is utilized as an input to SVM classifier to classify whether the student is engaged or disengaged. To evaluate the proposed framework, we build a dataset consisting of 1414 2-minute video segments annotated with 13 actions and 112 video segments annotated with two engagement levels. Experimental results indicate that student actions can be recognized with top 1 accuracy 83.63% and the proposed framework can capture the average engagement of the class.

Index Terms— Action Recognition, 3D-CNN, Student Engagement

1. INTRODUCTION

Active participation and engagement of students in the classroom is a critical factor for successful learning outcomes [1, 2]. Student engagement can be measured through observable behavioral and emotional components that are predictors of cognitive engagement [3]. Behavioral engagement includes self-directed actions taken by students to gain access to the curriculum, such as studying and doing homework, hand and body movements while observing lectures as well as participating cooperatively in classroom activities [4, 5]. Emotional engagement, on the other hand, relates to how students feel about their learning experience, environment, instructors, and classmates [6, 7, 8]. This includes emotions such as excitement or happiness about learning, boredom or disinterest in the material, or frustration and struggling to understand. Lastly, cognitive engagement is the psychological investment in academic achievement and is often demonstrated by a student's ability to conceptualize, organize, and contemplate in the act of deep learning to fully understand the material [9].

The purpose of measuring student engagement in the classroom is to provide the instructor with a quantitative measure, so the instructor can adjust the lecture and classroom activities to re-engage students when disengaged. As a result, disengaged students can be confidentially recognized and assisted. Identifying the engagement of each student in a classroom can be difficult, because of the inability of an instructor to focus on all students, especially in the classes, which have free seating and a large number of students. Automation of this process would improve the learning process, especially in STEM courses.

In this work, we focus on automatically measuring the behavioral engagement through student body movement. Students' actions can indicate if a student is on-task or off-task during the lecture. Actions, such as taking notes, typing on laptop, and raising hand are performed by an engaged student who is on-task. On the other hand, actions such as playing with mobile, eating/drinking, and checking time are usually performed by an unengaged student who is off-task. Hence, the recognition of student actions is an essential step towards the classification of student's behavioral engagement.

Action recognition is a challenging task due to intra- and inter class variations, dynamic background, camera motion and viewpoint variations. The modalities that are used to recognize human actions are appearance, depth, optical flow, and human skeleton. From these modalities, human skeleton can describe the action as a sequence of moving skeleton joints. Since the included information in skeleton sequence is the pose, body skeleton is robust to variations in background and illuminations.

Skeleton-based action recognition approaches can be grouped into four categories based on the used network architecture: Graph Convolutional Network (GCN), Convolutional Neural Network (2D-CNN), 3D-CNN, or Recurrent neural network (RNN). In GCN-based approaches [10, 11], the sequence of human skeletons is modeled as spatiotemporal graphs in which each joint at each timestep is represented as a node and a pair of nodes are connected by edge if they are neighbor in spatial or temporal dimension. The limitations of these approaches are non-robustness to noises in pose estimation and the necessity of careful design in integrating the skeleton with other modalities. In 2D-CNN based methods [12, 13], manually designed transformations are utilized to model the sequence of skeletons as a pseudo image. Such

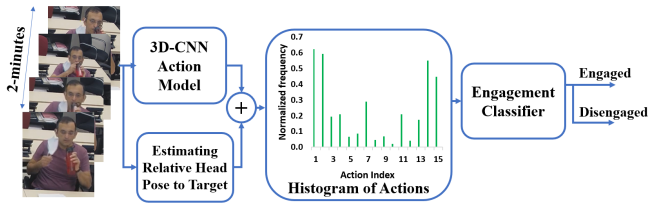


Fig. 1. The proposed framework for measuring student engagement. First, a 3D-CNN model is used to classify actions in each 2-minute video segment. Also, head poses relative to the target (e.g., blackboard) are estimated. Then the histogram of actions is computed. Finally, a classifier determines the student engagement level based on the extracted histogram of actions.

input limits the exploitation of the convolutional networks' locality feature, making these techniques less competitive than GCN-based techniques on widely used benchmarks. In the 3D-CNN based method [14], the input is represented as heatmaps volume which captures the structure of skeleton joints and its dynamics over time. Such input is a holistic representation of an action. The RNN-based approach [15] recognizes simple actions which involve movement of only a specific human skeleton part and complex actions that involve movement of set of body parts through modeling the motion of each body part and their combination. The 3D-CNN model [14] is adopted for student action recognition because of its ability to learn spatiotemporal dynamics and its robustness to noise of pose estimation through representing human skeleton as pseudo heatmaps.

For student engagement classification, Janez and Andrej [16] used Kinect sensor to obtain a feature set consisting of body posture of student, gaze point, and facial features, then employed machine learning classifier for attention estimation. Their bagged trees classifier achieved engagement recognition accuracy 75.3%. Sun et al. [17] created student a class behavior dataset and built a framework that has 3 modules: action detection, action recognition and action captioning. For action recognition, they used two stream network [18] to classify the student's actions to one of 10 predefined classes. The two stream network leverages both the student appearance and motion information to improve the recognition of specific behaviors. The datasets used in [16, 17] are not publicly available nor there is not a standard benchmark for such data. Thus, collecting a benchmark dataset for student's actions recognition and engagement measure is a necessity for evaluating different approaches for each task.

In this paper, we propose a learning framework, see Fig. 1, for measuring behavioral engagement. The proposed framework has three main steps. In the first step, the students skeletons are estimated using OpenPose [19] for each video frame. In the second step, the sequence of upper body of student skeleton is used to generate a volume of 3D pseudo

heatmaps by stacking the skeleton joints heatmaps along temporal dimension. To classify these 3D heatmaps into their corresponding actions, we develop a 3D-CNN model. Then the trained model is used to generate a histogram of actions from each video segment. The calculated histogram of actions encodes the actions and their occurrences, so it is used as a feature vector to identify the student behavioral engagement. To evaluate the proposed approach, a dataset is collected and annotated by educational experts. The contributions of this work include:

- Build a dataset for student actions in classrooms by capturing videos, defining a set of actions, then annotating the videos.
- Perform transfer learning Revisiting Skeleton-based Action Recognition (PoseConv3D) model [14] to detect student actions in a video segment using the upper body of student skeleton.
- Develop an approach based on a histogram of actions to identify student behavioral engagement.

2. THE PROPOSED FRAMEWORK

The proposed framework is composed of three main steps: bottom-up student pose estimation, student action recognition and student on-task/off-task classification, see Fig. 1. First, OpenPose [19] is used to detect students' body joints for each frame and then we associate the poses of each student during specified window through intersection over union criterion. Second, the sequence of upper body joints for each student is fed into a 3D-CNN network for actions classification. Finally, actions during each 2-minute video are extracted and a histogram of actions is calculated and used to determine the student's engagement level (on-task or off-task) by an engagement classifier.

2.1. Actions Dictionary

The student's behavioral engagement can be estimated from their actions during the lecture. We conducted a pilot study where Psychology and Education experts watched a set of recorded lectures in a classroom. In this study, each 2-minute video was coded using two engagement levels: disengaged and engaged. Each engagement level can be described by a set of measurable actions (tokens). A dictionary of these tokens is constructed to identify the observable measures of each engagement level, as described in Fig. 2. Based on the conclusion of this study, we define a set of actions that indicates an engaged student: writing, raising hands, reading, discussing (two students), and typing on a keyboard. Also, we define another set of actions that indicates a disengaged student: playing with phone/tablet, wiping face, yawning, checking time (from a watch), fiddling with hair, drinking water,

Disengaged	Engaged	
Eye gaze/head pose frequently moving from place-to-place ① & ②	Eyes/head consistently focused on instruction ① & ②	
Hands frequently moving from place-to-place ③-⑥	Hands consistently focused on instruction ③ - ⑥	
Fidgeting with device phone, tablet, watch, etc.		
Staring at tablet but not writing	Writing notes ⑦ - ⑩	
Engaging with neighbor		
Staring with a facial affect of not focused	Smiling and laughing briefly at some comment	
Slouched back in seat with arms crossed ③-⑥	Sit back with arms folded but still eyes on instructor	

Fig. 2. Dictionary of tokens



Fig. 3. Examples of student's actions in a classroom.

and eating snacks. Other actions such as crossing arms and supporting head depends on the pose of the students to be classified as engaged or disengaged. Examples of these actions are shown in Fig. 3. The main goal of the proposed approach is to detect the actions then encode these actions into a feature vector to identify the student's engagement: on-task or off-task.

2.2. Student Actions Recognition

To recognize student's actions, we use a skeleton-based approach, because recently skeleton-based actions recognition approaches have shown promising results. Duan et al., [14] approach has the state-of-the-art performance. This inspired us to adapt this architecture for student action recognition. This skeleton-based approach represents the sequence of human skeletons as a 3D pseudo heatmap volume and then utilizing the 3D-CNN for classification.

We modify the architecture in [14] as follows. First, we use a weighted cross-entropy loss function to address the class




Fig. 4. The 3D-CNN architecture for actions recognition.

imbalance present in our dataset. Second, we use only upper body joints instead of all body joints, as the students, in a classroom, sit behind desks during the lecture. Also, we perform a transfer learning by using the first two layers of the trained model [14] and trained the last three layers. The model is shown in Fig. 4.

2.3. Student Engagement Estimation

To determine whether the student is engaged (on-task) or disengaged (off-task), First, we compute the histogram of actions every 2 minutes, because the histogram not only encodes the presence of the actions but also it represents how frequently a student performs an action. Frequency is important for interpretation of the actions as explained in Fig. 2. Since some actions, such as crossing arms and supporting head depends, cannot be interpreted without the student's gaze, we estimate head poses relative to the blackboard. Then we calculate how frequently a student looks at the target during the 2 minutes video. Finally, actions and gazes normalized frequencies are used as a features vector, which is used to train a Support vector machine (SVM) classifier to identify is the student engaged or disengaged.

3. EXPERIMENTS AND CONCLUSION

3.1. CVIP Student Behavioural Engagement Dataset

To evaluate the effectiveness of the proposed approach, we collected a behavioral engagement dataset, as there is no a standard benchmark for student actions in a classroom. The dataset is annotated for both student actions and student behavioral engagement levels. The videos of the dataset are captured using a wall-mounted camera in a classroom with a 4k resolution and 15 fps. Participated students are undergraduates, master's, and doctoral students. The sizes of classes range from 6 to 11 students. For student actions, we annotated 1414 video segments, which were recorded from 4 courses, and 13 videos one for each action, which were recorded in

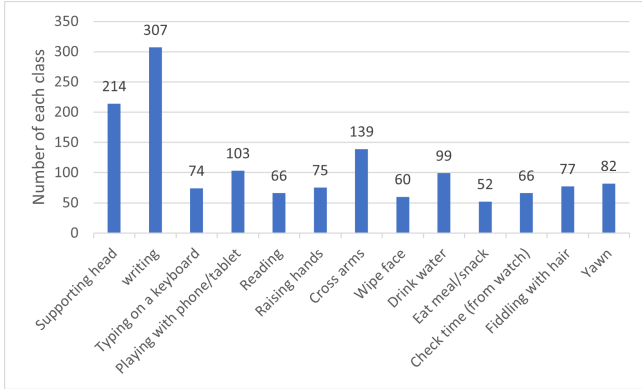


Fig. 5. Statistics of student actions dataset where the number of video clips per each class is shown

a controlled setting. The statistics of the annotation are tabulated in Table 5. For student behavioral engagement annotation, videos of three lectures for 11 students are annotated by Psychology and Education experts. This annotation categorizes each 2-minute video segment into engaged or disengaged.

3.2. Implementation Details

In our implementation, we trained the PoseConv3D model on NTU-60 dataset [20] using upper body joints for left and right arms, left and right eyes and ears, as well as the nose. After that, we performed fine-tuning for the model weights to train it on student actions by freezing the first two layers of the model’s backbone. The fine-tuning process involves 140 epochs with a batch size of 16 and a learning rate of 0.0025.

3.3. Experimental results

The proposed approach for actions recognition is evaluated by dividing the student actions dataset into training and test sets with a ratio of 3 to 1 for each action.

The top 1 and mean accuracy are 83.63% and 81.96%, respectively. The top 1 and mean accuracy is not very high due to the overlap among many actions. There are subtle differences between different action categories, such as writing and supporting head, where there is a variant in the writing class in which students put their hand on their face during writing.

To evaluate the behavioral engagement classifier, the three lectures are split into two lectures for training and one lecture for testing. The number of samples for engaged class is 609 compared to 145 disengaged samples. Table. 1 shows the recall, precision and f1-score of the engagement classifier. We notice that the f1-score for engaged is 82% compared to 46% for disengaged. The reason of the inferior f1-score of disengaged is the high imbalance in the dataset. However, the proposed framework obtains a moderate weighted f1-score. Another reason is that, as shown in Fig. 2 both the behavioural

Table 1. Evaluation metric for student engagement.

	Recall	Precision	F1-score
disengaged	0.62	0.36	0.46
engaged	0.76	0.90	0.82
weighted avg	0.80	0.73	0.75

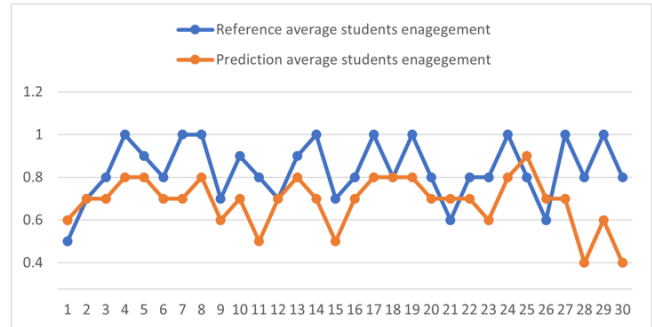


Fig. 6. Average engagement of 10 students during the testing lecture. The mean of reference engagement level displayed as a blue line, while the mean of prediction engagement level is illustrated as a orange line.

and emotional (e.g., Staring with a facial affect, smiling and laughing) cues are used to annotate the student engagement, however in this work we use the behavioral cues only to obtain these results. Thus, taking the emotional cues into account will improve the performance of measuring the student engagement. A comparison between the ground truth of the average students’ engagement and the average of predicted student engagement levels, for the test lecture, is shown in Fig. 6. There is a correlation between the prediction and the ground truth, which confirms that although the model does not include emotional cues, it can still capture the average engagement of the class.

3.4. Conclusion

Throughout this research, we present a novel framework for classifying student engagement using student actions and relative pose of student’s head to the instructor board. First, a sequence of upper part of skeleton for each student is fed into a 3D-CNN model for actions recognition. Then, an SVM classifier is utilized to predict the student engagement level based on the histogram of the detected actions. The proposed framework is tested on the introduced dataset and achieves moderate results in terms of f1-score which is sufficient to capture the average engagement of the class. The future work involves collecting more video clips for student actions to achieve outstanding action recognition performance and overcome the imbalance in the engagement classes then evaluate the developed model on different classes.

4. REFERENCES

- [1] Matthew J Bundick, Russell J Quaglia, Michael J Corso, and Dawn E Haywood, "Promoting student engagement in the classroom.," *Teachers College Record*, 2014.
- [2] Selim Gunuc and Abdullah Kuzu, "Student engagement scale: development, reliability and validity," *Assessment & Evaluation in Higher Education*, vol. 40, no. 4, pp. 587–610, 2015.
- [3] Jennifer A Fredricks, Phyllis C Blumenfeld, and Alison H Paris, "School engagement: Potential of the concept, state of the evidence.," *Review of educational research*, vol. 74, no. 1, pp. 59–109, 2004.
- [4] Ning Hao, Hua Xue, Huan Yuan, Qing Wang, and Mark A Runco, "Enhancing creativity: Proper body posture meets proper emotion," *Acta psychologica*, vol. 173, pp. 32–40, 2017.
- [5] Valentina Rita Andolfi, Chiara Di Nuzzo, and Alessandro Antonietti, "Opening the mind through the body: The effects of posture on creative processes," *Thinking Skills and Creativity*, vol. 24, pp. 20–28, 2017.
- [6] Ellen A Skinner and Michael J Belmont, "Motivation in the classroom: Reciprocal effects of teacher behavior and student engagement across the school year.," *Journal of educational psychology*, vol. 85, no. 4, pp. 571, 1993.
- [7] Kristin E Voelkl, "Identification with school," *American Journal of Education*, vol. 105, no. 3, pp. 294–318, 1997.
- [8] James J Appleton, Sandra L Christenson, Dongjin Kim, and Amy L Reschly, "Measuring cognitive and psychological engagement: Validation of the student engagement instrument," *Journal of school psychology*, vol. 44, no. 5, pp. 427–445, 2006.
- [9] Michelene TH Chi and Ruth Wylie, "The icap framework: Linking cognitive engagement to active learning outcomes," *Educational psychologist*, vol. 49, no. 4, pp. 219–243, 2014.
- [10] Sijie Yan, Yuanjun Xiong, and Dahua Lin, "Spatial temporal graph convolutional networks for skeleton-based action recognition," in *Proceedings of the AAAI conference on artificial intelligence*, 2018, vol. 32.
- [11] Ziyu Liu, Hongwen Zhang, Zhenghao Chen, Zhiyong Wang, and Wanli Ouyang, "Disentangling and unifying graph convolutions for skeleton-based action recognition," in *Proceedings of the IEEE/CVF conference on computer vision and pattern recognition*, 2020, pp. 143–152.
- [12] Vasileios Choutas, Philippe Weinzaepfel, Jérôme Revaud, and Cordelia Schmid, "Potion: Pose motion representation for action recognition," in *Proceedings of the IEEE conference on computer vision and pattern recognition*, 2018, pp. 7024–7033.
- [13] Carlos Caetano, Jessica Sena, François Brémont, Jeffersson A Dos Santos, and William Robson Schwartz, "Skelemotion: A new representation of skeleton joint sequences based on motion information for 3d action recognition," in *2019 16th IEEE international conference on advanced video and signal based surveillance (AVSS)*. IEEE, 2019, pp. 1–8.
- [14] Haodong Duan, Yue Zhao, Kai Chen, Dahua Lin, and Bo Dai, "Revisiting skeleton-based action recognition," in *2022 IEEE/CVF Conference on Computer Vision and Pattern Recognition (CVPR)*, 2022, pp. 2959–2968.
- [15] Yong Du, Wei Wang, and Liang Wang, "Hierarchical recurrent neural network for skeleton based action recognition," in *Proceedings of the IEEE conference on computer vision and pattern recognition*, 2015, pp. 1110–1118.
- [16] Janez Zaletelj and Andrej Košir, "Predicting students' attention in the classroom from kinect facial and body features," *EURASIP journal on image and video processing*, vol. 2017, no. 1, pp. 1–12, 2017.
- [17] Bo Sun, Yong Wu, Kaijie Zhao, Jun He, Lejun Yu, Huanqing Yan, and Ao Luo, "Student class behavior dataset: a video dataset for recognizing, detecting, and captioning students' behaviors in classroom scenes," *Neural Computing and Applications*, vol. 33, pp. 8335–8354, 2021.
- [18] Karen Simonyan and Andrew Zisserman, "Two-stream convolutional networks for action recognition in videos," *Advances in neural information processing systems*, vol. 27, 2014.
- [19] Zhe Cao, Tomas Simon, Shih-En Wei, and Yaser Sheikh, "Realtime multi-person 2d pose estimation using part affinity fields," in *CVPR*, 2017.
- [20] Amir Shahroudy, Jun Liu, Tian-Tsong Ng, and Gang Wang, "Ntu rgb+d: A large scale dataset for 3d human activity analysis," in *Proceedings of the IEEE conference on computer vision and pattern recognition*, 2016, pp. 1010–1019.