

Human Action Recognition in Still Images Using ConViT

Seyed Rohollah Hosseyni, *Amirkabir University of Technology (AUT)*,
 Hasan Taheri, *Amirkabir University of Technology (AUT)*,
 Sanaz Seyedin, *Amirkabir University of Technology (AUT)*,
 Ali Ahmad Rahmani, *Iran University of Science and Technology (IUST)*

Abstract—Understanding the relationship between different parts of the image plays a crucial role in many visual recognition tasks. Despite the fact that Convolutional Neural Networks (CNNs) have demonstrated impressive results in detecting single objects, they lack the capability to extract the relationship between various regions of an image, which is a crucial factor in human action recognition. To address this problem, this paper proposes a new module that functions like a convolutional layer using Vision Transformer (ViT). The proposed action recognition model comprises two components: the first part is a deep convolutional network that extracts high-level spatial features from the image, and the second component of the model utilizes a Vision Transformer that extracts the relationship between various regions of the image using the feature map generated by the CNN output. The proposed model has been evaluated on the Stanford40 and PASCAL VOC 2012 action datasets and has achieved 95.5% mAP and 91.5% mAP results, respectively, which are promising compared to other state-of-the-art methods.

Index Terms—Human action recognition, Still images, Convolutional Neural Network, Vision Transformer

I. INTRODUCTION

In recent years, human action recognition has become a topic that has attracted significant attention from researchers [1]–[3]. One of the key factors that makes this topic significant is its relevance to real-life situations. There are many significant applications of human action recognition, such as intelligent surveillance [4], image annotations [5], healthcare [6], image and video retrieval [2], human-object interaction [7], and entertainment [8]. Human action recognition can be performed using either video-based or image-based techniques. Without temporal information, recognizing actions in images is harder due to the absence of motion information, which is only present in videos [9]. Static information can provide insight into interactions between humans and objects, human pose, salient regions, objects, and background information [10]. Recognizing actions in images poses several challenges such as dealing with unrelated objects and backgrounds, occluded backgrounds, intra-class variation, and inter-class similarities [11]. As an illustration, consider Figure 1, which depicts two distinct categories and demonstrates comparable poses in both images. Figure 2 illustrates two equivalent classes that exhibit different poses and objects [11].

Over the past few years, deep convolutional neural networks (CNNs) [12], [13] have demonstrated impressive results in various visual recognition tasks. These networks can extract features from images using convolution and downsampling




Fig. 1: Inter-class similarity




Fig. 2: Intra-class difference

operations and leverage their hierarchical structure to achieve high-level and discriminative representations [14]. However, a limitation of these networks is their inability to extract the relationships between different regions of an image, which can hinder tasks like action recognition. In action recognition, it is crucial to extract the relationships between different regions of an image. For instance, as shown in Figure 3(a), a failure to do so could lead to misclassification, such as mistaking a person repairing a bicycle for cycling. In Figure 3(b), since the model has extracted horse and human information, if it does not consider the relationship between regions in this image, it may incorrectly recognize it as a person riding a horse.

By utilizing self-attention mechanism, the Transformer model [15] achieved impressive results in natural language processing, whereas the Vision Transformer [16] applies the same technique to extract semantic relationships in images.

The paper proposes a model that combines CNN and ViT to recognize human actions in still images, inspired by the




Fig. 3: Importance of the relations between different areas of the image

successes of the Vision Transformer. The proposed model, called ConViT, consists of two parts: In the first part, a CNN such as ResNet50 is used to extract high-level spatial features from the image, with each pixel in the final feature map containing information corresponding to a specific region of the image. In the second part, the proposed ViT model operates similarly to a convolution layer, receiving the feature map from the CNN as input and producing another feature map as output that encodes information about the relationships between different regions of the image.

The ConViT model does not require additional information such as bounding boxes or keypoints and only relies on action labels. However, for complex datasets such as the PASCAL VOC 2012 Action dataset, which contains images with multiple individuals performing various actions, an object detection model is necessary, because assigning a single label to all individuals in an image is not practical.

The ConViT model was evaluated on two publicly available datasets, the Stanford40 and PASCAL VOC 2012 Action datasets, achieving mAP scores of 95.2% and 87.9%, respectively. On the Stanford40 dataset, the ConViT model outperformed other state-of-the-art methods. To further improve the model's performance on the PASCAL VOC 2012 Action dataset, a human classification branch can be added to leverage human spatial information. Integrating the ConViT model and the human classification branch improved the performance on both datasets, achieving mAP scores of 95.5% and 91.5%, respectively.

II. RELATED WORKS

This section will be divided into two parts, the first of which will explore previous work on recognizing human actions in images, and the second of which will discuss attention-based methods.

A. Action Recognition

To recognize actions in images, researchers typically use pose and body part information, human-object interaction information, or a combination of both, in addition to scene information [11], [17].

Pose and body parts: To use human body information such as pose and human body parts, additional information such

as bounding box coordinates and keypoints are usually used [17]. Thuran et al. [18] presented a way of recognizing human actions by using pose primitives. Bourdev et al. [19] devised poselets, which are components that are closely grouped together in both configuration and appearance space. The deep version of poselets is employed by Gkioxari et al. [20] for detecting and capturing parts of the human body under distinct poses, which are then fed into a CNN. Newell et al. [21] developed a convolutional network architecture for the task of human pose estimation, which can be used for action recognition. The unified deep model proposed by Li et al. [22] explores the body structure information and combines multiple body structure cues to improve the robustness of action recognition in images.

Human-Object interaction: Yao et al. [23] created a random field model to capture the mutual context of objects and human poses in activities involving human-object interaction. Desai et al. [24] introduced an approach that models the contextual interaction between postured human bodies and surrounding objects. Gkioxari et al. [25] suggested a multi-branch model to detect human-object interaction by jointly detecting people and objects, which makes interaction inference efficient by merging the predictions. In another work, Gkioxari et al. [26] employed an object detector called R-CNN to identify the location of objects, and then chose the most pertinent object for action recognition.

Scene: Delaire et al. [27] examined the significance of the background scene context in action recognition and showed that it can enhance the performance of the task. Zhang et al. [28] employed an action mask to extract distinctive regions from a scene without the need for extra information like bounding boxes.

B. Attention

A crucial aspect of human perception is that we do not process an entire scene in its entirety all at once; rather, we selectively focus on parts of the visual scene to gather necessary information [29]. The attention mechanism was first introduced for machine translation by Bahdanau et al. [30]. Different attention models have been employed in natural language processing [31] and they have also been adapted to computer vision tasks. Xu et al. [32] presented an attention-based model that can learn to automatically describe the content of images. To address fine-grained object classification, Zhao et al. [33] proposed the diversified visual attention network (DVAN) that includes an attention mechanism. Transformer [15] is a neural network that employs self-attention and has delivered remarkable outcomes on various NLP tasks such as machine translation, language modeling, and sentiment analysis. Vision Transformer (ViT) [16] is the Transformer model designed for visual tasks.

Attention in action recognition: A soft attention mechanism was added to the VGG16 model by Yan et al. [17], using two extra branches to capture global and local contextual information through scene-level and region-level attention. SAAM-Nets, a multi-stage deep learning method proposed by Zheng et al. [11], employs spatial attention to extract action-specific

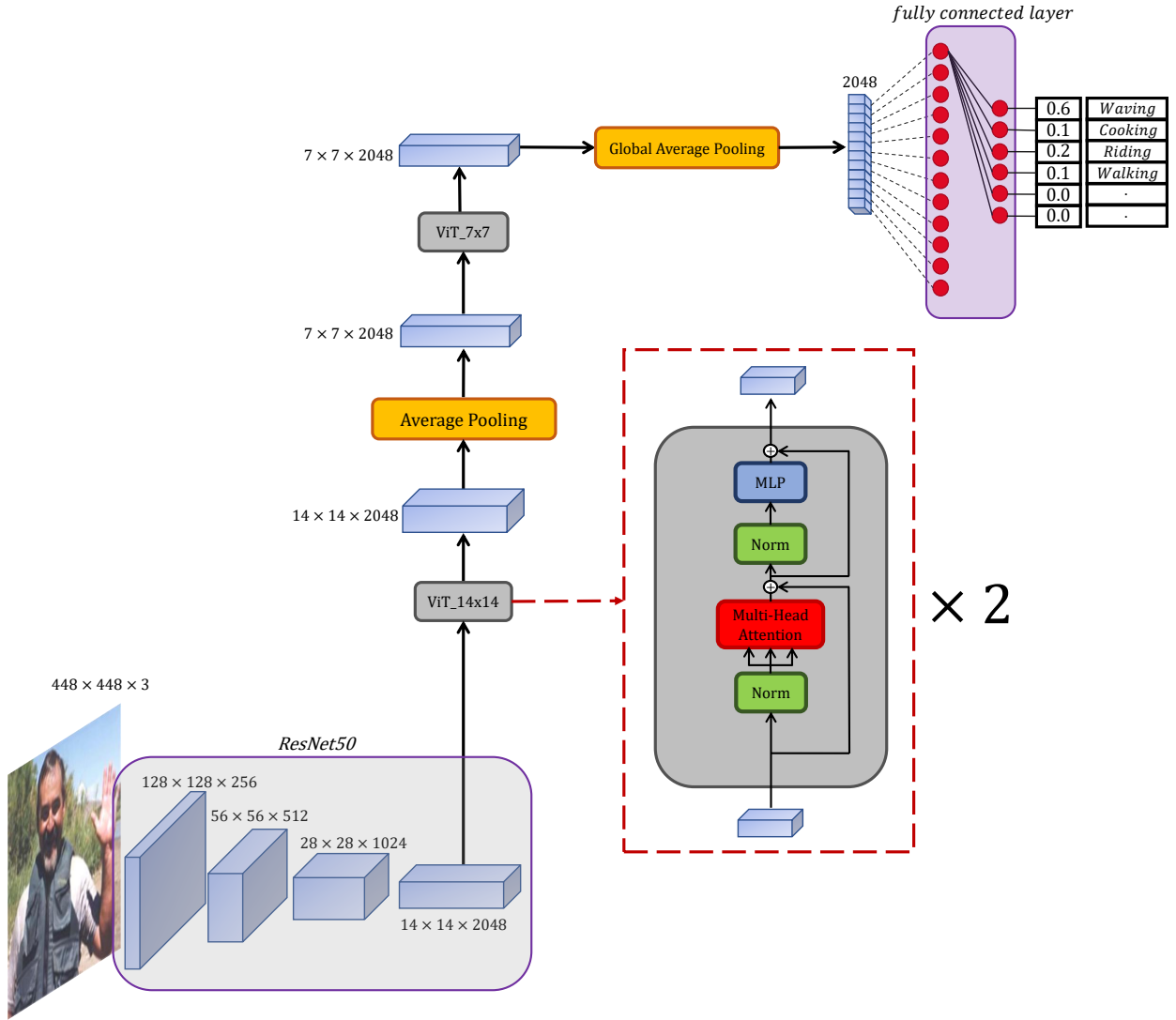


Fig. 4: ConViT model architecture. Our proposed ConViT model consists of two parts. First, the input image is passed through a CNN, which generates a feature map capturing high-level spatial features. Second, this feature map is processed by two Vision Transformers (ViTs) that are capable of learning semantic relationships between different regions of the image.

visual semantic parts without requiring additional annotations. Ashrafi et al. [10] developed a model for recognizing actions that detects multiple salient regions using a multi-attention guided network in a weakly-supervised manner.

III. APPROACH

The proposed ConViT model for recognizing human action in still images is introduced in this section, along with a human classification branch that enhances the model's performance.

A. Overview

Spatial features are typically obtained through convolutional networks in action recognition systems. These features are then utilized to obtain other information that can enhance the model's performance. Figure 4 illustrates the proposed model. The model comprises two parts. The first part is a fully convolutional network that uses ResNet50 to extract

spatial features. The second part of the model includes two Vision Transformers. The purpose of using Vision Transformers in this research is to extract the relationship between various areas of an image, similar to the way transformers are employed in NLP studies. The feature map obtained from the convolutional neural network undergoes two Vision Transformers to generate a new feature map that encodes information about the relationships between the pixels. The final step involves applying the Global Average Pooling (GAP) operator to the new feature map, passing the output feature vector through a fully connected (fc) layer, and predicting class scores. The proposed model is called ConViT.

B. CNN

The initial component in the proposed model is a fully convolutional network, such as ResNet50, although other convolutional networks like VGG can also be utilized in this segment, as its aim is to extract spatial information from the

image. Each pixel in the final feature map of the convolutional network represents a specific region of the image.

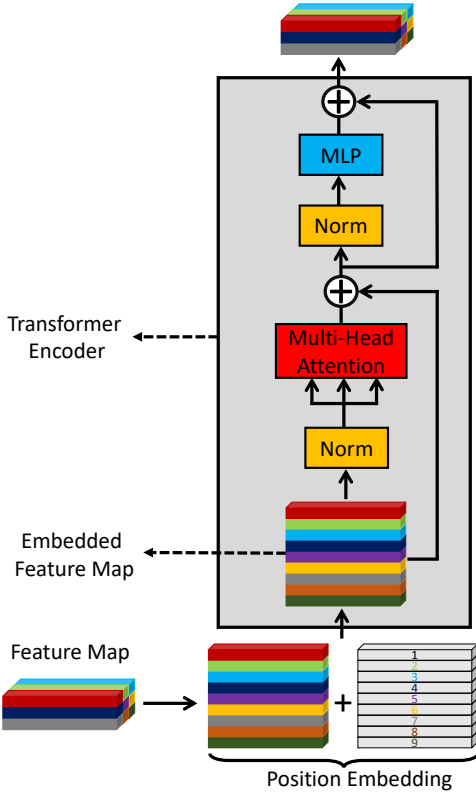


Fig. 5: The Modified ViT takes a feature map as input and produces a new feature map as output, which contains information about the relationships between different regions of the image.

C. Modified ViT

The second part of the proposed model involves using ViT to extract relationships between different regions of the image.

The feature map obtained from ResNet can be fed into ViT for further processing. To preserve the positional information of the pixels, position embedding is used initially. Unlike the original ViT model [16], where the pixels of each image region are converted to a vector and linearly mapped, the feature vectors for each pixel are directly fed into ViT without any modifications, as shown in Figure 5. The proposed ViT model does not use a class token next to different image regions as input, unlike the original ViT model [16]. The proposed ViT model functions similarly to a convolutional layer, taking a feature map as input and generating a feature map as output, whereas the original ViT model takes raw images as input and produces class scores as output.

The input to the first ViT in Figure 4 is a feature map with dimensions of $14 \times 14 \times 2048$. Since this ViT receives 196 input regions, establishing relationships between them can be challenging due to the high number of areas. Therefore, the initial ViT model may have difficulty effectively extracting the relationships between different regions of the image, resulting in less attention being paid to discriminative regions and more

to misleading ones. To address this issue, a second ViT is employed with a feature map of dimensions $7 \times 7 \times 2048$ as input. Since the number of areas is reduced to 49, the second ViT can more easily learn the relationships between these areas. Section IV-D will demonstrate how the second ViT can selectively attend to informative regions that the first ViT missed while disregarding misleading regions.

D. Human Branch Classification

ConViT incorporates all contextual details in the scene, which can cause the network to be misguided by the presence of irrelevant objects or background. Additionally, the ConViT model provides only one prediction for the entire image, whereas the input image can contain multiple people performing diverse actions. Hence, it would be advantageous to incorporate an additional branch that only considers the target person’s area and predicts the action scores for each person. To extract the target person’s area from the image, an object detection model is required. In this study, we employ the Faster R-CNN model [34] with PANet [35] in its Neck.

Using RoI Pooling and the coordinates of the target person predicted by Faster R-CNN, the target person’s area can be obtained from the latest feature map produced by ResNet50, which has dimensions of $10 \times 6 \times 2048$. Then, we pass this feature map to two dedicated ViT models, ViT 10x6 and ViT 5x3, which are meant for the classification of humans. Finally, a new feature map with dimensions of $5 \times 3 \times 2048$ is produced, and class scores are predicted.

E. Final Prediction

The ConViT and human branch have almost different designs and undergo distinct input training. Consequently, the impact of their outputs will vary depending on the actions [11]. To be more specific, the ConViT model utilizes the complete image as an input to gather global information, while the human classification branch focuses on the target person’s area to extract local information. The ConViT and human branch scores are combined to obtain the final prediction score as follows:

$$P_{final} = W_{ConViT} \times P_{ConViT} + W_{human} \times P_{human} \quad (1)$$

The weights W_{ConViT} and W_{human} , which are responsible for the prediction scores of ConViT and the human branch, are selected in a way that minimizes the loss on their respective datasets.

IV. EXPERIMENTS

Our proposed method is evaluated on two action recognition datasets in this section, and subsequently, the results of the experiments on these datasets are analyzed.

A. Datasets

Stanford-40 action dataset: [36] This dataset consists of 40 human actions that are performed in daily life, such as reading books, riding, and cleaning the floor. It contains 9,532 images, which are divided into two sets: a training set with

4,000 images and a test set with 5,352 images. There are 180 to 300 images per action class.

PASCAL VOC 2012 action dataset: [37] In this dataset, there are 10 different action categories, with the training set containing 2296 images and the validation set having 2292 images. The test set is comprised of 4569 images and is used to evaluate our proposed method, which is trained on all images from the training and validation sets.

B. Training Details

The paper employs the following data augmentation techniques: cropping, flipping the image horizontally, mixup [38], and RandAugment [39]. Initially, the images are resized to $448 \times 448 \times 3$, and a random crop is applied to the input image while preserving 70% of the human bounding box in the cropped image. The image is then subjected to horizontal flipping, mixup, and RandAugment techniques. The value of α for mixup data augmentation is set to 0.4 [39].

First, the ConViT network is trained, with ResNet50 serving as its convolutional part, pre-trained on the ImageNet dataset [40]. Once ConViT is trained, its weights are frozen, and training of Faster R-CNN is initiated. Faster R-CNN employs ResNet50 from ConViT as its backbone, and bounding box information is utilized during its training. Finally, training of the human classification branch begins with all weights of ConViT and Faster R-CNN fixed.

The proposed method is implemented using the PyTorch framework [41]. During training, the Stochastic Gradient Descent optimizer is applied with a learning rate of 0.001, momentum of 0.9, and weight decay of $3e-5$. The learning rate starts at 0.001 and is reduced by a factor of 0.1 every 10 epochs. We use a mini-batch of 16 per iteration. Each ViT has a depth of 2 and 4 heads.

C. Comparison with Existing Methods

Stanford40: ConViT’s performance on the Stanford40 test set is shown in Table I, indicating that it outperforms all previous approaches. Moreover, ConViT, in contrast to the other models which used for comparison, doesn’t need any supplementary data or auxiliary algorithms like human bounding boxes or R-CNN during evaluation. The combination of ConViT and human branch scores yields an increase in the mAP value by 0.3% compared to ConViT alone. The final prediction score is calculated as follows in this configuration:

$$P_{final} = 0.83 \times P_{ConViT} + 0.17 \times P_{human} \quad (2)$$

PASCAL VOC 2012 Action dataset: The results on the PASCAL VOC 2012 action test set are presented in Table II, indicating that ConViT did not perform well on this dataset due to its complexity. To address this issue, a human branch was added, which achieved an mAP value of 2.7% higher than ConViT. When ConViT and human branch scores are fused, the final model performs 0.9% better than the human branch alone, and the final scores are obtained using the following equation:

$$P_{final} = 0.3 \times P_{ConViT} + 0.7 \times P_{human} \quad (3)$$

Method	mAP (%)
Body Structure Cues [22]	93.8
R*CNN [26]	90.9
Multi-Attention Guided Network [10]	94.2
ResNet-50 [12]	87.2
SAAM-Nets [11]	93.0
Multi-Branch Attention [17]	90.7
Human-Object Relation Network [42]	94.6
ConViT	95.2
Human Branch	93.1
ConViT + Human Branch	95.5

TABLE I: Comparison of the proposed method with the previous works on the Stanford-40 test set

The equation above highlights the importance of the human branch, as evidenced by its higher weight for the PASCAL VOC dataset. This factor plays a vital role in improving the final model’s performance.

Method	mAP (%)
Body Structure Cues [22]	93.5
R*CNN [26]	90.2
ResNet-50 [12]	83.8
SAAM-Nets [11]	84.8
Multi-Branch Attention (with bounding box) [17]	90.2
Multi-Branch Attention (without bonding box) [17]	84.5
Human-Object Relation Network [42]	92.8
ConViT	87.9
Human Branch	90.6
ConViT + Human Branch	91.5

TABLE II: Comparison of the proposed method with the previous works on the PASCAL VOC 2012 action test set

D. Ablation Study and Visualization

In order to show the efficiency of each element in our approach, we employ ResNet50 as the backbone network in various configurations, train them using the PASCAL VOC 2012 train set, and evaluate their performance on the validation set. The results are shown in Table III.

Model	mAP (%)
Resnet50	86.2
ConViT	87.6
Human Branch	89.0
ConViT + Human Branch	90.0

TABLE III: Ablation study on PASCAL VOC 2012 action validation set

According to Table III, model performance can be enhanced by the addition of two ViTs to ResNet50, thereby creating the ConViT model. ConViT employs ViTs to identify significant regions and suppress misleading regions.

Figure 6(a) illustrates the “waving” class in the top row, and it is apparent that the ViT 14x14 has generated significant responses in multiple regions, while the ViT 7x7 has concentrated more on the hand-waving area. Other images in 6(a) and 6(b) also demonstrates that the second ViT can detect important discriminative areas for action recognition and focus on them.

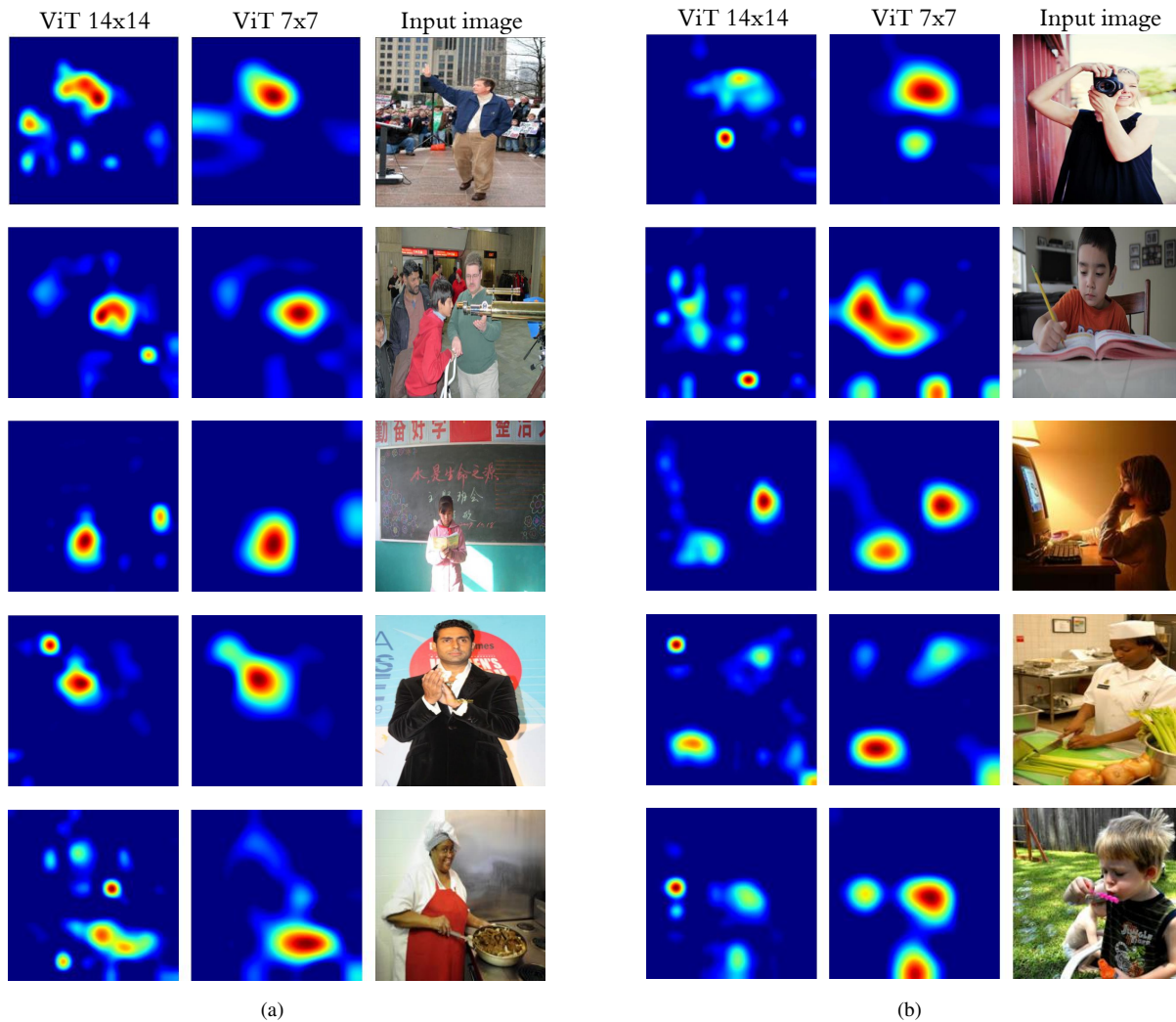


Fig. 6: Visualization of the heat maps generated by ConViT. Brighter areas in the heat maps indicate more attention on those features.

V. CONCLUSION

The ConViT model is proposed in this study for recognizing human actions in still images, consisting of two parts: CNN and ViT. CNN extracts high-level image features, while the proposed ViT learns the relationship between different areas of the image, which can work as a convolutional layer and be integrated with any CNN model. ConViT outperforms the current state-of-the-art models in Stanford40 dataset. For more challenging datasets, like PASCAL VOC 2012 action dataset, the model's performance is enhanced by embedding a human classification branch. The effectiveness of the human branch is directly linked to the performance of the object detector model in detecting human actions in complex datasets like PASCAL VOC 2012

REFERENCES

- [1] G. Guo and A. Lai, "A survey on still image based human action recognition," *Pattern Recognition*, vol. 47, no. 10, pp. 3343–3361, 2014.
- [2] C. J. Dhamsania and T. V. Ratanpara, "A survey on human action recognition from videos," in *2016 Online International Conference on Green Engineering and Technologies (IC-GET)*, 2016, pp. 1–5.
- [3] S. Vishwakarma and A. Agrawal, "A survey on activity recognition and behavior understanding in video surveillance," *The Visual Computer*, vol. 29, 10 2012.
- [4] O. P. Popoola and K. Wang, "Video-based abnormal human behavior recognition—a review," *IEEE Transactions on Systems, Man, and Cybernetics, Part C (Applications and Reviews)*, vol. 42, no. 6, pp. 865–878, 2012.
- [5] M. Yatskar, L. Zettlemoyer, and A. Farhadi, "Situation recognition: Visual semantic role labeling for image understanding," in *2016 IEEE Conference on Computer Vision and Pattern Recognition (CVPR)*, 2016, pp. 5534–5542.
- [6] S. Ranasinghe, F. Al Machot, and H. Mayr, "A review on applications of activity recognition systems with regard to performance and evaluation," *International Journal of Distributed Sensor Networks*, vol. 12, 07 2016.
- [7] H.-K. Lee and J. Kim, "An hmm-based threshold model approach for gesture recognition," *IEEE Transactions on Pattern Analysis and Machine Intelligence*, vol. 21, no. 10, pp. 961–973, 1999.
- [8] R. M. Vallim, J. A. Andrade Filho, R. F. de Mello, and A. C. de Carvalho, "Online behavior change detection in computer games," *Expert Systems with Applications*, vol. 40, no. 16, pp. 6258–6265, 2013. [Online]. Available: <https://www.sciencedirect.com/science/article/pii/S0957417413003576>
- [9] S. Mohammadi, S. G. Majelan, and S. B. Shokouhi, "Ensembles of deep neural networks for action recognition in still images," in *2019 9th International Conference on Computer and Knowledge Engineering (ICCKE)*, 2019, pp. 315–318.

- [10] S. S. Ashrafi, S. Shokouhi, and A. Ayatollahi, "Action recognition in still images using a multi-attention guided network with weakly supervised saliency detection," *Multimedia Tools and Applications*, vol. 80, pp. 2021.
- [11] Y. Zheng, X. Zheng, X. Lu, and S. Wu, "Spatial attention based visual semantic learning for action recognition in still images," *Neurocomputing*, vol. 413, pp. 383–396, 2020.
- [12] K. He, X. Zhang, S. Ren, and J. Sun, "Deep residual learning for image recognition," in *2016 IEEE Conference on Computer Vision and Pattern Recognition (CVPR)*, 2016, pp. 770–778.
- [13] K. Simonyan and A. Zisserman, "Very deep convolutional networks for large-scale image recognition," *arXiv 1409.1556*, 09 2014.
- [14] M. Oquab, L. Bottou, I. Laptev, and J. Sivic, "Learning and transferring mid-level image representations using convolutional neural networks," in *2014 IEEE Conference on Computer Vision and Pattern Recognition*, 2014, pp. 1717–1724.
- [15] A. Vaswani, N. Shazeer, N. Parmar, J. Uszkoreit, L. Jones, A. N. Gomez, L. u. Kaiser, and I. Polosukhin, "Attention is all you need," in *Advances in Neural Information Processing Systems*, I. Guyon, U. V. Luxburg, S. Bengio, H. Wallach, R. Fergus, S. Vishwanathan, and R. Garnett, Eds., vol. 30. Curran Associates, Inc., 2017. [Online]. Available: <https://proceedings.neurips.cc/paper/2017/file/3f5ee243547dee91fbd053c1c4a845aa-Paper.pdf>
- [16] "An image is worth 16x16 words: Transformers for image recognition at scale," *arXiv:2010.11929v2*, 6 2021.
- [17] S. Yan, J. S. Smith, W. Lu, and B. Zhang, "Multibranch attention networks for action recognition in still images," *IEEE Transactions on Cognitive and Developmental Systems*, vol. 10, no. 4, pp. 1116–1125, 2018.
- [18] C. Thureau and V. Hlavac, "Pose primitive based human action recognition in videos or still images," *2008 IEEE Conference on Computer Vision and Pattern Recognition*, p. 1–8, 2008.
- [19] L. Bourdev and J. Malik, "Poselets: Body part detectors trained using 3d human pose annotations," in *2009 IEEE 12th International Conference on Computer Vision*, 2009, pp. 1365–1372.
- [20] G. Gkioxari, R. Girshick, and J. Malik, "Actions and attributes from wholes and parts," in *2015 IEEE International Conference on Computer Vision (ICCV)*, 2015, pp. 2470–2478.
- [21] A. Newell, K. Yang, and J. Deng, "Stacked hourglass networks for human pose estimation," *ECCV 2016. ECCV 2016. Lecture Notes in Computer Science*, vol. 9912, 2016.
- [22] Y. Li, K. Li, and X. Wang, "Recognizing actions in images by fusing multiple body structure cues," *Pattern Recognition*, vol. 104, p. 107341, 2020.
- [23] B. Yao and L. Fei-Fei, "Modeling mutual context of object and human pose in human-object interaction activities," in *2010 IEEE Computer Society Conference on Computer Vision and Pattern Recognition*, 2010, pp. 17–24.
- [24] C. Desai, D. Ramanan, and C. Fowlkes, "Discriminative models for static human-object interactions," in *2010 IEEE Computer Society Conference on Computer Vision and Pattern Recognition - Workshops*, 2010, pp. 9–16.
- [25] G. Gkioxari, R. B. Girshick, P. Dollár, and K. He, "Detecting and recognizing human-object interactions," *2018 IEEE/CVF Conference on Computer Vision and Pattern Recognition*, pp. 8359–8367, 2017.
- [26] G. Gkioxari, R. Girshick, and J. Malik, "Contextual action recognition with r* cnn," in *2015 IEEE International Conference on Computer Vision (ICCV)*, 2015, pp. 1080–1088.
- [27] V. Delaitre, I. Laptev, and J. Sivic, "Recognizing human actions in still images: a study of bag-of-features and part-based representations," in *Proceedings of the British Machine Vision Conference*. BMVA Press, 2010, pp. 97.1–97.11, doi:10.5244/C.24.97.
- [28] Y. Zhang, L. Cheng, J. Wu, J. Cai, M. N. Do, and J. Lu, "Action recognition in still images with minimum annotation efforts," *IEEE Transactions on Image Processing*, vol. 25, no. 11, pp. 5479–5490, 2016.
- [29] V. Mnih, N. Heess, A. Graves, and K. Kavukcuoglu, "Recurrent models of visual attention," *Advances in Neural Information Processing Systems*, vol. 3, pp. 2008–2015, 2014.
- [30] D. Bahdanau, K. Cho, and Y. Bengio, "Neural machine translation by jointly learning to align and translate," *Advances in Neural Information Processing Systems*, 9 2014.
- [31] W. He, Y. Wu, and X. Li, "Attention mechanism for neural machine translation: A survey," in *2021 IEEE 5th Information Technology, Networking, Electronic and Automation Control Conference (IT-NEC)*, vol. 5, 2021, pp. 1485–1489.
- [32] K. Xu, J. Ba, R. Kiros, K. Cho, A. Courville, R. Salakhutdinov, R. Zemel, and Bengio, "Show, attend and tell: Neural image caption generation with visual attention," 2015.
- [33] B. Zhao, X. Wu, J. Feng, Q. Peng, and S. Yan, "Diversified visual attention networks for fine-grained object classification," *IEEE Transactions on Multimedia*, vol. 19, no. 6, pp. 1245–1256, 2017.
- [34] S. Ren, K. He, R. Girshick, and J. Sun, "Faster r-cnn: Towards real-time object detection with region proposal networks," in *Advances in Neural Information Processing Systems*, C. Cortes, N. Lawrence, D. Lee, M. Sugiyama, and R. Garnett, Eds., vol. 28. Curran Associates, Inc., 2015. [Online]. Available: <https://proceedings.neurips.cc/paper/2015/file/14bfa6bb14875e45bba028a21ed38046-Paper.pdf>
- [35] S. Liu, L. Qi, H. Qin, J. Shi, and J. Jia, "Path aggregation network for instance segmentation," in *2018 IEEE/CVF Conference on Computer Vision and Pattern Recognition*, 2018, pp. 8759–8768.
- [36] B. Yao, X. Jiang, A. Khosla, A. Lin, L. Guibas, and L. Fei-Fei, "Human action recognition by learning bases of action attributes and parts," *International Conference on Computer Vision (ICCV)*, 11 2011.
- [37] M. Everingham, L. V. Gool, C. K. I. Williams, J. M. Winn, and A. Zisserman, "The pascal visual object classes (voc) challenge," *Int. J. Comput. Vis.*, vol. 88, no. 2, pp. 303–338, 2010. [Online]. Available: <http://dblp.uni-trier.de/db/journals/ijcv/ijcv88.html#EveringhamGWWZ10>
- [38] H. Zhang, M. Cisse, Y. N. Dauphin, and D. Lopez-Paz, "mixup: Beyond empirical risk minimization," 2018.
- [39] E. D. Cubuk, B. Zoph, J. Shlens, and Q. V. Le, "RandAugment: Practical automated data augmentation with a reduced search space," 2019.
- [40] O. Russakovsky, J. Deng, H. Su, J. Krause, S. Satheesh, S. Ma, Z. Huang, A. Karpathy, A. Khosla, M. Bernstein, A. C. Berg, and L. Fei-Fei, "Imagenet large scale visual recognition challenge," 2015.
- [41] A. Paszke, S. Gross, F. Massa, A. Lerer, J. Bradbury, G. Chanan, T. Killeen, Z. Lin, N. Gimelshein, L. Antiga, A. Desmaison, A. Kopf, E. Yang, Z. DeVito, M. Raison, A. Tejani, S. Chilamkurthy, B. Steiner, L. Fang, J. Bai, and S. Chintala, "Pytorch: An imperative style, high-performance deep learning library," in *Advances in Neural Information Processing Systems 32*. Curran Associates, Inc., 2019, pp. 8024–8035. [Online]. Available: <http://papers.neurips.cc/paper/9015-pytorch-an-imperative-style-high-performance-deep-learning-library.pdf>
- [42] W. Ma and S. Liang, "Human-object relation network for action recognition in still images," in *2020 IEEE International Conference on Multimedia and Expo (ICME)*, 2020, pp. 1–6.