

Identifying Vulnerable Third-Party Libraries from Textual Descriptions of Vulnerabilities and Libraries

Tianyu Chen
School of Computer Science
Peking University
tychen811@pku.edu.cn

Lin Li
Huawei Cloud Computing
Technologies Co., Ltd.
lilin88@huawei.com

Bingjie Shan
Huawei Cloud Computing
Technologies Co., Ltd.
shanbingjie@huawei.com

Guangtai Liang
Huawei Cloud Computing
Technologies Co., Ltd.
liangguangtai@huawei.com

Ding Li
School of Computer Science
Peking University
ding_li@pku.edu.cn

Qianxiang Wang
Huawei Cloud Computing
Technologies Co., Ltd.
wangqianxiang@huawei.com

Tao Xie
School of Computer Science
Peking University
taoxie@pku.edu.cn

ABSTRACT

To address security vulnerabilities arising from third-party libraries, security researchers maintain databases monitoring and curating vulnerability reports, e.g., the National Vulnerability Database (NVD). Application developers can identify vulnerable libraries by directly querying the databases with the name of each used library. However, the querying results of vulnerable libraries are not reliable due to the incompleteness of vulnerability reports. Thus, current approaches model the task of identifying vulnerable libraries as a named-entity-recognition (NER) task or an extreme multi-label learning (XML) task. These approaches suffer from highly inaccurate results because they confuse libraries with similar names and cannot identify zero-shot libraries (i.e., those not appearing during model training). To address these limitations, in this paper, we propose VulLibMiner, the first to identify vulnerable libraries from textual descriptions of both vulnerabilities and libraries, together with VulLib, a Java vulnerability dataset with their affected libraries. VulLibMiner consists of a TF-IDF matcher to efficiently screen out a small set of candidate libraries and a BERT-FNN model to identify vulnerable libraries from these candidates effectively. We evaluate VulLibMiner using four state-of-the-art/practice approaches of identifying vulnerable libraries on both their dataset named VeraJava and our VulLib dataset. Our evaluation results show that VulLibMiner can effectively identify vulnerable libraries with an average F1 score of 0.561 while the state-of-the-art/practice approaches achieve only 0.377.

Permission to make digital or hard copies of all or part of this work for personal or classroom use is granted without fee provided that copies are not made or distributed for profit or commercial advantage and that copies bear this notice and the full citation on the first page. Copyrights for components of this work owned by others than ACM must be honored. Abstracting with credit is permitted. To copy otherwise, or republish, to post on servers or to redistribute to lists, requires prior specific permission and/or a fee. Request permissions from permissions@acm.org.

© 2023 Association for Computing Machinery.
ACM ISBN 978-x-xxxx-xxxx-x/YY/MM... \$15.00
<https://doi.org/10.1145/nmmnnnnn.nmmnnnn>

KEYWORDS

Application Security, Open-source Software, Machine learning

ACM Reference Format:

Tianyu Chen, Lin Li, Bingjie Shan, Guangtai Liang, Ding Li, Qianxiang Wang, and Tao Xie. 2023. Identifying Vulnerable Third-Party Libraries from Textual Descriptions of Vulnerabilities and Libraries. In *Proceedings of . ACM*, New York, NY, USA, 12 pages. <https://doi.org/10.1145/nmmnnnnn.nmmnnnn>

1 INTRODUCTION

In software development, third-party libraries play a crucial role and are widely used [38]. However, their usage also adds to the responsibility of the application developers to address security vulnerabilities arising from the libraries used [6, 20, 27, 32]. To illustrate, developers must update any vulnerable libraries to their latest versions [34] and contact the library developers to fix the vulnerabilities. Security researchers maintain databases that monitor and curate vulnerability data to assist application developers in identifying vulnerable libraries. An example of such a database is the National Vulnerability Database (NVD) [31]. A report in the NVD outlining a vulnerability includes its identification number in the Common Vulnerability Enumeration (CVE) entry, a description of the vulnerability, and the related libraries in the Common Platform Enumeration (CPE) entry [7]. Developers can identify vulnerable libraries by directly querying each description and CPE entry with the name of the libraries used. However, the current manual practice of building the NVD is labor-intensive and error-prone. Recent studies have shown that 53.3% of the vulnerability reports do not mention any affected libraries [15], and 59.82% of the included vulnerable libraries are incomplete and incorrect [10]. Therefore, an automated approach to identify libraries affected by a CVE is desirable.

In order to automatically identify vulnerable libraries, current approaches [2, 5, 10, 15, 17, 23, 25] that identify vulnerable libraries from vulnerability descriptions fall into two categories. The first category is named-entity-recognition (NER) based approaches [2, 10,

17, 23], which identify affected libraries by matching keywords extracted from vulnerability descriptions to the names of library packages. The second category is extreme multi-label learning (XML) based approaches [5, 15, 25] that assign a set of labels (i.e., vulnerable libraries) to a given vulnerability using machine-learning classifiers. With the help of training on labeled datasets, these XML-based approaches can identify affected libraries more accurately than NER-based approaches.

Although the existing approaches make efforts to identify vulnerable libraries, they are both plagued by highly inaccurate results. With NER-based methods, they could confuse libraries with similar library names, like "mailer" and "mailcommander". Meanwhile, with XML-based methods, they can't manage new libraries that aren't part of the training dataset because the classification model can't add new labels dynamically. As a result, we require a new technique that can manage the ambiguity in package names and accommodate new libraries.

In this paper, we propose a novel approach to address the limitations of relying solely on package names to identify vulnerable libraries. We suggest considering the descriptions of libraries, as they contain more detailed information. Understanding the context of library descriptions can avoid confusion caused by similar package names. By matching the descriptions of libraries to CVE descriptions, we can develop a method that can handle new libraries not in the training dataset. Based on our insight, we introduce VulLibMiner, a novel vulnerable library identifier that models the problem as a text-matching task. It measures the similarity between the CVE description and the library description. Our method improves the detection F1 score from 0.377 to 0.561 according to our evaluation.

The main challenge in identifying vulnerable libraries based on their descriptions is to balance efficiency and effectiveness. On the one hand, we want a large language model that accurately models the semantics of the descriptions. On the other hand, due to the large number of CVE and library pairs, we also need a small model to ensure efficiency. Our solution to this challenge is to use a small language model to effectively exclude libraries that are apparently unrelated, even though it may not accurately identify all libraries affected by a CVE. For instance, by adopting a TF-IDF technique, we can quickly determine that libraries that share no common words with the description of a CVE are not affected by it. Building on this insight, we propose a two-stage approach. In the first stage, we use a TF-IDF technique to screen candidates of libraries that may be affected by a CVE. In the second stage, we employ a BERT-FNN model to precisely identify the vulnerable libraries.

In addition to the challenge mentioned above, our approach also faces the issue of inadequate training data. The current datasets available do not contain any library descriptions, making them unsuitable for training the language models used in VulLibMiner. To overcome this challenge, we created two datasets: VeraJava and VulLib. The VeraJava dataset was constructed by incorporating library descriptions into the existing dataset [5, 15]. On the other hand, the VulLib dataset was created by thoroughly examining the Github Advisory [1] dataset. Overall, we gathered 2,789 vulnerabilities that corresponded to 2,095 Java libraries in VulLib, and 948 Java vulnerabilities that corresponded to 925 libraries in VeraJava.

We evaluate VulLibMiner using four state-of-the-art/practice approaches of vulnerable library identification (FastXML [5], LightXML [15], Chronos [25], and our TF-IDF matcher) on both their dataset named VeraJava and our VulLib dataset. Our evaluation results show a number of findings to demonstrate our VulLibMiner approach's effectiveness and efficiency. VulLibMiner effectively achieves the F1 score of 0.561 while the state-of-the-art/practice approaches achieve only 0.377. Specifically, VulLibMiner is generalizable by achieving a high F1 score of 0.507 in identifying zero-shot libraries, which do not occur in the training set, while the best F1 score of the state-of-the-art/practice approaches is 0.233. VulLibMiner is highly efficient, identifying one vulnerability in less than one second.

In summary, this paper makes the following main contributions:

- We propose to consider descriptions of libraries to accurately identify vulnerable libraries
- We propose a novel two-staged approach that can efficiently detect vulnerable libraries while maintaining accuracy.
- We construct an open-source dataset, VulLib, manually labeled and validated by senior software engineers, including 5,028 *(CVE, Library)* pairs,
- We conduct a comprehensive evaluation of demonstrating VulLibMiner's effectiveness and efficiency, achieving the average F1 score of 0.561 while the state-of-the-art/practice approaches achieve only 0.377.

2 BACKGROUND

The objective of identifying vulnerable libraries is to locate the libraries that are affected by a particular CVE description. An example of this is provided in Listing 1. The aim of identifying vulnerable libraries is to extract the package name displayed in the *Label* field, which in this case is `org.jenkins-ci.plugins.mailcommander`. This information is obtained from the text in the *Description* field.

The current method of identifying libraries affected by CVEs is manual, leading to errors and requiring a lot of human labor. In order to automate this process, two categories of techniques have been proposed, but their accuracy is not ideal. We will summarize these two categories of techniques below.

2.0.1 NER-Based Approaches. Many approaches to identifying vulnerabilities involve using named-entity-recognition (NER) to collect keywords from a vulnerability description and match them to package names of libraries [2, 10, 17, 23]. One example is VIEM [10], which uses a Bi-GRU model [28] for NER. In Listing 1, tokens extracted include "Jenkins-ci," "Mail," "Commander," "Plugin," "job," and "controller." Then these keywords are used to match library names. For example, `org.jenkins-ci.plugins.job-direct-mail` is considered vulnerable because it matches the keywords "plugin," "job," and "mail."

It can be difficult to accurately identify Java libraries using NER-based methods because package names of two different libraries can be very similar. In Listing 2, we show that these methods classify Libraries (1-4) as vulnerable because most tokens in their names belong to library entities extracted by the NER model. However, only Library (2) is actually vulnerable out of the four. NER-based methods mistakenly classify Libraries (1), (2), and (4) as vulnerable because they contain keywords extracted from the CVE description, such as "mail", "job", and "jenkins-ci".

Listing 1: CVE-2020-2318

```

CVE: CVE-2020-2318,
Description: "Jenkins Mail Commander Plugin for Jenkins-
ci Plugin 1.0.0 and earlier stores passwords
unencrypted in job config.xml files on the Jenkins
controller where they can be viewed by users with
Extended Read permission, or access to the Jenkins
controller file system."

Hyperlink: "https://www.jenkins.io/security/advisory
/2020-11-04/#SECURITY-2085"

CWE: [CWE-522: "Insufficiently Protected Credentials"
      CWE-256: "Plaintext Storage of a Password"]

Labels (CPE): ["org.jenkins-ci.plugins:mailcommander"]

```

2.0.2 XML-Based Approaches. Existing extreme multi-label learning (XML) based approaches [5, 15, 25] take the vulnerable library identification problem as a multi-label classification problem. Assuming there are K libraries in the market, XML-based approaches take the description of a CVE as input and classifies it into K categories that corresponds to K libraries.

When compared to NER-based approaches, approaches that use labeled datasets based on similar vulnerability descriptions in the training set achieve higher accuracy [5, 15]. However, XML-based approaches are not effective in identifying zero-shot libraries, which are libraries that have not been included in the training dataset. Unfortunately, these zero-shot libraries are common in the market and limit the effectiveness of XML-based approaches in practice [25]. For instance, in Listing 2, the XML-based approaches incorrectly identify `org.jenkins-ci.plugins:mailer` as the affected library for CVE-2020-2318, while the actual answer is `org.jenkins-ci.plugins:mailcommander`. The XML-based approach cannot identify `org.jenkins-ci.plugins:mailcommander` because it is a new label that the classification models cannot handle.

2.0.3 Our Insight. We have observed that NER-based and XML-based methods fail to consider package descriptions, which contain important details for matching CVE descriptions to affected packages. Our proposal in this paper is to include library descriptions to enhance the precision of identifying vulnerable libraries. We use the example in Listing 2 to explain our insight. The names of Library (1), (2), and (3) are quite similar, but their descriptions are different. This difference enables us to identify the correct vulnerable Library. The description of Library (1) mentions “parent POM project”, which is not relevant to the vulnerability’s input description. The description of Library (3) repeats its name, which does not provide any additional correlation to the vulnerability’s input description. However, the description of Library (2) mentions “read a mail”, which is similar in semantics to “viewed by users”. Therefore, Library (2) is more likely to be identified as vulnerable when compared to Library (1) and (3).

Based on the above observation, we convert the vulnerable library identification problem to a text-matching problem. Given a pair of $\langle \text{CVE}, \text{Library} \rangle$, we propose an approach that detects whether the library description matches the CVE description. If so, the library is potentially affected by the CVE.

Listing 2: Vulnerable libraries of CVE-2020-2318

```

Candidates of existing NER-based approaches:
(1) "org.jenkins-ci.plugins:mailer",
(2) "org.jenkins-ci.plugins:mailcommander"
(3) "org.jenkins-ci.plugins:job-direct-mail"
.....
Output of Existing approaches: [(1), (2), (3)]
-----
Candidates of existing XML-based approaches:
(1) "org.jenkins-ci.plugins:mailer",
(2) "org.jenkins-ci.plugins:mailcommander"
(3) "org.jenkins-ci.plugins:job-direct-mail"
.....
Output of Existing approaches: [(1)]
-----
//Group ids are omitted here.
Candidates with library descriptions:
(1) mailer: "The Jenkins Plugins Parent POM Project"
(2) mailcommander: "This plug-in provides function
that read a mail subject as a CLI Command"
(3) job-direct-mail: "Job Direct Mail Plugin"
.....
Output with library descriptions: [(2)]

```

2.1 Challenges of Identifying Vulnerable Libraries with Descriptions

We face a challenge in balancing efficiency and effectiveness in our approach. To fully understand the vulnerability and library descriptions, we require a large language model, as shallow and small models are not as effective in comprehending natural language [9]. However, we also need a fast algorithm to process the vast number of CVEs and libraries. For example, there are over 310,844 Java libraries in Maven and over 200,000 vulnerabilities in NVD, resulting in approximately 62 billion $\langle \text{CVE}, \text{Library} \rangle$ pairs. If we use the popular BERT model, which takes about 1 ms to process a $\langle \text{CVE}, \text{Library} \rangle$, it would take around two years to process all pairs.

2.1.1 The high-level idea of addressing the preceding dilemma. Our proposed approach involves a two-step process for identifying vulnerable libraries. Firstly, we will screen out a small set of candidate libraries using an efficient method. This is based on our research which found that libraries with similar names constitute only a small fraction of all Java libraries. For instance, the group id `org.jenkins-ci.plugins` has 1,208 libraries, but only 191 of them contain any of the entities listed in Section 2.0.1. Therefore, we can exclude all libraries except these 191, without analyzing their descriptions. With this information, we can use an efficient approach to shortlist candidate libraries whose descriptions match the given vulnerability description. This step significantly reduces the processing time of the effective model. Even with a large candidate size of 1024, we can still reduce the total processing time from 720 days to approximately 6 hours.

3 APPROACH

In this section, we propose VulLibMiner, the first approach to identify vulnerable libraries from descriptions of both vulnerabilities

and libraries. Unlike conventional NER-based and XML-based approaches, our approach can correlate the natural language descriptions of libraries to the description of vulnerabilities, introducing higher identification accuracy.

The process of VulLibMiner is in Figure 1. VulLibMiner takes the textual descriptions of one vulnerability and all libraries as inputs and outputs each library’s possibility of being affected. To ensure effectiveness, VulLibMiner adopts a light-weighted language model, BERT-FNN, which generates the probability of each library being affected by a given vulnerability. To further improve efficiency, before running the BERT-FNN model, VulLibMiner first scans the libraries with a TF-IDF matcher. This step removes the libraries that are obviously unrelated to a given vulnerability. Thus, we can decrease the number of libraries that need to be tested.

3.1 Weighted TF-IDF Matching

To fast screen potentially vulnerable libraries with their descriptions, we design our weighted TF-IDF matching algorithm to reduce the number of libraries to be tested by the large language models. This algorithm screens out a small set of candidate libraries that have a higher probability of being affected by a given vulnerability. The high-level idea is that if a library is affected by a vulnerability, then the description of the library should have more similarity to the description of the vulnerability. Thus, to efficiently identify this similarity, we calculate the weighted TF-IDF score between the description of a vulnerability and the description of a library. On a high level, the weighted TF-IDF scores measure how many effective tokens are shared by the description of a library and a vulnerability.

Our technique is shown in Algorithm 1. It takes the description of a specific vulnerability (in the form of NVD) and all the descriptions of Java libraries as inputs. Then, it outputs K libraries as the set of candidate libraries, which contains the affected libraries with high probability. This algorithm screens out candidate libraries through two steps: preprocessing, and weighted TF-IDF averaging.

3.1.1 Preprocessing. In Lines 2-8 of Algorithm 1, we preprocess the input vulnerability description with two steps: Part-of-speech tagging (POS tagging) [36], and weight computing. The input of preprocessing is a vulnerability description in the form of a token sequence. The output of POS tagging is a set of noun and adjective tokens extracted from the input description, and the output of weight computing each token’s weight for averaging TF-IDF values.

In Lines 2-3, we use the third-party POS tagging algorithm in the python library, `nltk.tag` with a set of [NN, NNS, NNP, NNPS, JJ, JJR, JJS], corresponding to noun and adjective tokens. The rationale behind this step is that noun, and adjective tokens in the description of a vulnerability are likely to be correlated with a vulnerable library or its functionalities. Note that we do not introduce any domain knowledge of vulnerabilities and libraries, and we will take advantage of them in the next step.

In Lines 4-8, we compute each token’s weight screened out in the preceding step. We define each token’s weight as its frequency in the given vulnerability description, and we amplify its weight if this token belongs to a library-name entity. The rationale behind this step is that in a vulnerability description, a token belonging to a library-name entity is highly correlated with the affected libraries.

In Line 4, we train a lightweight NER model modified from a third-party one [12] to determine whether the tokens in a vulnerability description belong to a library-name entity. We use 2,196 vulnerability descriptions for training and 548 vulnerability descriptions for testing. The labels of training/testing descriptions are manually labeled by senior software engineers. The precision, recall, and F1 score of the NER model is 96.16%, 92.85%, and 94.48%, respectively. Then in Lines 5-6, we compute the frequency of each token. In Lines 7-8, we amplify the weights of tokens belonging to library-name entities with a constant factor *EntityWeight*. Based on our empirical investigation, *EntityWeight* = 2 is a proper value to achieve the best performance (the highest recall@k).

3.1.2 Weighted TF-IDF averaging. In Lines 9-15 of Algorithm 1, we compute the weighted TF-IDF values of each combination between each token in the vulnerability description and a library description.

The term frequency/inverse document frequency (TF-IDF) [18, 19] is a commonly used technique to rank documents (e.g., library descriptions) by weighting a given term (token) in each document. TF-IDF is formally defined as follows:

$$TF-IDF[i, j] = TF[i, j] \times \log\left(\frac{N}{df[i] + 1}\right) \quad (1)$$

Here $TF-IDF[i, j]$ is the weight of term i in a document j , N is the number of documents in the collection, $TF[i, j]$ is the term frequency of term i in document j , and $df[i]$ is the document frequency of term i in the collection.

In Line 12 and Line 13, we compute the TF value of term i and document j , and the IDF value of term i , respectively. In Lines 14-15 of Algorithm 1, we compute the average weight of TF-IDF values based on each token’s weight computed in preprocessing. An advantage of this weighted averaging is that a weighted averaging result is not influenced by the length of its vulnerability description and library description. For library descriptions, the frequency used in TF value has been divided by the length of the library description, and the IDF value is independent of each description. As for vulnerability descriptions, the average result has been divided by the sum of weights, which is proportional to the length of the vulnerability description.

3.2 BERT-FNN Model

After screening the possible affected libraries, in this step, we design our BERT-FNN model that accurately identify the affected libraries of a CVE. The high-level idea is that the pre-trained language model, BERT [9] can comprehend the functionalities and scopes mentioned among two styles of descriptions based on their prior knowledge. Additionally, BERT is a lightweight model that does not depend on a large number of training data, so 12,716 pairs of $\langle CVE, Library \rangle$ are sufficient for model training.

The structure of our model is shown in Figure 1. This model takes one pair of descriptions \langle vulnerability description, library description \rangle as inputs and outputs a coherence score as the probability that the library is affected by this vulnerability. Our model consists of two parts, a BERT encoder, and an FNN layer.

Taking the t -th candidate library as an example, our BERT encoder concatenates the vulnerability description, C , the library description, D^t , and BERT’s special placeholders, [CLS] and [SEP],

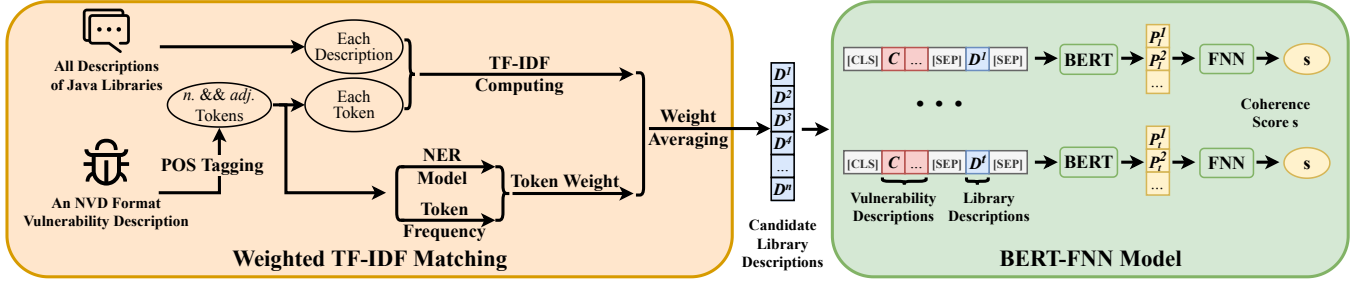


Figure 1: High-level framework of VulLibMiner

Algorithm 1 Weighted TF-IDF Matching**Require:** $vulnDes$, a given vulnerability description.**Require:** $libDes$, a list of library descriptions.**Ensure:** $candidates$, the indexes of TopK candidate libraries

```

1: function TF-IDF MATCHING( $vulnDes, libDes$ )
2:    $tags \leftarrow [NN, NNS, NNP, NNPS, JJ, JJR, JJS]$ 
3:    $vulnTokens \leftarrow POStag(vulnDes, tags)$ 
4:    $libEntity \leftarrow NER(vulnTokens)$ 
5:   for  $term \in vulnTokens$  do
6:      $weight[i] \leftarrow Frequency(vulnDes, term)$ 
7:     if  $libEntity.contains(term)$  then
8:        $weight[i] \leftarrow EntityWeight \times weight[i]$ 
9:   for  $j \in (0, libDesc.size())$  do
10:    for  $i \in (0, vulnTokens.size())$  do
11:       $term \leftarrow vulnTokens.getToken(i)$ 
12:       $TF[i, j] \leftarrow \frac{Frequency(libDes[j], term)}{libDes[j].size()}$ 
13:       $IDF[i] \leftarrow \frac{weight[i]}{\sum_j libDes[j].contains(term)}$ 
14:       $score[j] \leftarrow \sum_i \frac{weight[i]}{\sum_i weight[i]} \times TF[i, j] \times IDF[i]$ 
15:    $candidates \leftarrow IndexOf(score.Top(K))$ 
16:   return  $candidates$ 

```

as inputs in the form of

$$input(C, D^t) = [CLS] C [SEP] D^t [SEP] \quad (2)$$

The output of BERT is a series of encoded results of the input descriptions, $[P_1^t, P_2^t, \dots, P_n^t]$:

$$[P_1^t, P_2^t, \dots, P_n^t] = BERT(input(C, D^t)) \quad (3)$$

where n is the length of encoded results.

At last, a coherence score s^t is calculated by a feed-forward neural network (FNN), which takes the input of the embedding results. We use the Sigmoid function [14] as the activation function in the FNN layer as follows:

$$\hat{s}^t = FNN([P_1^t, P_2^t, \dots, P_n^t]) \quad (4)$$

$$s^t = \frac{1}{1 + \exp(-\hat{s}^t)}$$

We employ binary cross-entropy [8] as our loss function. For the input vulnerability, it takes the coherence scores of all candidate

libraries, $\{s^t\}$, and their labels, $\{y^t\}$, as inputs:

$$Loss(s, y) = -\frac{1}{T} \sum_{t=1}^T y^t \log(s^t) + (1 - y^t) \log(1 - s^t) \quad (5)$$

In Equation 5, $y^t = 1$ indicates that the t -th library is affected by the input vulnerability, and otherwise $y^t = 0$.

4 DATASET

One of the practical challenging in realizing our approach is to get sufficient training data. Although previous approaches [5, 15] have released their datasets, none of them can be used in our approach because they do not contain descriptions of libraries. Besides, the existing datasets are not comprehensive in including known vulnerabilities of open-source applications.

To this end, we manually built two datasets for our approach. The first is VeraJava, which is based on the dataset of previous work [5, 15]. It contains 1,899 $\langle CVE, Library \rangle$ pairs. Note that the original dataset does not contain the descriptions of libraries. We manually added the descriptions to the dataset.

The second dataset, VulLib, is a comprehensive dataset built from GitHub Advisory [1]. VulLib contains all confirmed $\langle CVE, Library \rangle$ pairs in GitHub Advisory before March 2022 and is available on our anonymous website¹. As illustrated in Figure 2, we construct VulLib with three steps: (1) We collect the descriptions of Java vulnerabilities and libraries; (2) We collect the mapping between vulnerabilities and their affected libraries as positive samples; (3) We collect the descriptions of vulnerabilities of other programming languages to construct negative samples; (4) We conduct data cleaning over the descriptions in both positive samples and negative samples.

4.0.1 Description collection. As mentioned in Section 3, we take the descriptions of vulnerabilities and libraries as the input of our model, the first step of dataset collection is to collect these descriptions. For vulnerability descriptions, we choose NVD [31] as the source database. We collect all the vulnerability descriptions until 2022.03.31 from NVD. Here, the latest CVE of vulnerabilities is CVE-2022-27216. As for library descriptions, we collect all Java libraries from maven [26], including 435,642 Java libraries and 310,844 of them have descriptions.

¹<https://anonymous.4open.science/r/LibIdentification>

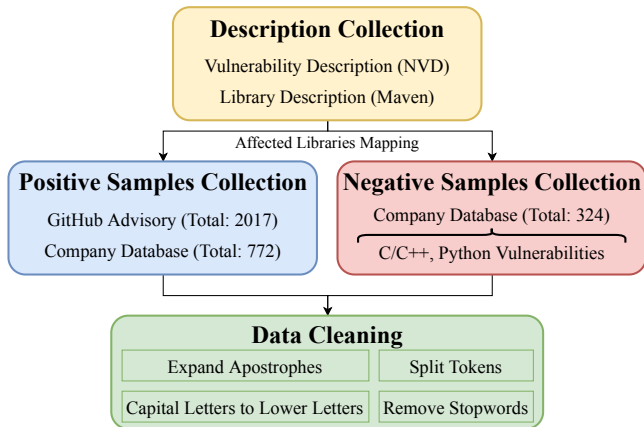


Figure 2: Construction Framework of VulLib

4.0.2 Positive samples. Besides collecting the descriptions, the most important step is to label the affected libraries of vulnerabilities. We denote the positive samples as the labels of real Java vulnerabilities and the labels of other vulnerabilities as negative samples. The data we use to construct positive samples come from two resources: GitHub Advisory [1] and the vulnerability database manually labeled by our senior software engineers. We collect the labels of 2,017 Java vulnerabilities from GitHub Advisory and they are manually confirmed by one engineer. We collect the labels of 772 ones from our own vulnerability database and these results are labeled by one engineer and double-checked by another engineer separately.

4.0.3 Negative samples. After collecting vulnerability entries, we add 324 negative samples, which consist of vulnerabilities of other programming languages besides Java, such as C/C++, and Python, into VulLib. Our rationale is that these negative samples can evaluate the robustness of a vulnerable-library identifier. A robust identifier should output no affected Java library when given a vulnerability of other programming languages. Otherwise, its results are not reliable and need to be manually checked, inducing high cost.

4.0.4 Data cleaning. Before using collected data for model training, we conduct the following four data cleaning steps:

- Expand apostrophes in descriptions.
- Change capital letters to lower letters.
- Split descriptions by non-alphanumeric characters.
- Remove stopwords [13], which are frequently occurring words that hardly carry any information and orientation, such as “the”, “is”, “have”. They are commonly removed in natural language processing tasks [13, 21].

4.0.5 The background information of our manual efforts. We explain the background of our manual efforts because the quality of VulLib highly depends on the credibility and experience of our engineers. VulLib is constructed by 10 software engineers with at least 2 years of Java development experience, and at least 1 year of experience in vulnerability-related tasks, e.g., vulnerability mining and localization. The collection of vulnerabilities and their affected

Table 1: The Distribution of VeraJava, and VulLib

Dataset	#<V, L>	#V	#L	AVG(V)	AVG(L)
VeraJava	1,899	948	985	2.00	1.93
VulLib	5,028	2,789	2,095	1.80	2.40

V represents vulnerabilities; L represents libraries
 AVG(V) represents the average number per vulnerability
 AVG(L) represents the average number per library

Table 2: Hyper-parameters used for Training BERT-FNN

Hyper-parameters	Value	Hyper-parameters	Value
Optimizer	Adam	Learning Rate	0.001
Soft Token Embedding Size	768	Weight Decay	0.01
Max Sequence Length	256	Batch Size	16

libraries in VulLib costs 50 man-days and the double-checking of its labels costs 100 man-days.

4.1 Comparison between VulLib and VeraJava

Table 1 shows the distribution of VulLib, VeraJava, and Veracode. One major characteristic is that VulLib includes three times of vulnerabilities than VeraJava. Additionally, VulLib contains 5,028 pairs of $\langle CVE, Library \rangle$, while VeraJava contains only 1,899 pairs of $\langle CVE, Library \rangle$.

Another major characteristic is that the average number of vulnerabilities per library in VulLib and VeraJava is 2.40 and 1.93. This significant characteristic indicates that there are a large number of zero-shot Java libraries (affected by only one vulnerability). Naturally, zero-shot libraries are relatively more difficult to be identified because they have not occurred during model training. We define the zero-shot percentage as the percentage of $\langle CVE, Library \rangle$ pairs whose affected libraries are zero-shot libraries. Specifically, the zero-shot percentage VulLib and VeraJava are 26.27% and 35.23%, respectively, indicating that zero-shot libraries cannot be neglected when identifying vulnerable Java libraries.

5 EVALUATION

Our evaluation answers the following four research questions about VulLibMiner:

- **RQ1:** How effectively can VulLibMiner identify Java libraries when compared with baseline approaches?
- **RQ2:** How effectively can VulLibMiner identify zero-shot (unseen) Java libraries?
- **RQ3:** To what extent can the TF-IDF matcher screen out candidate libraries??
- **RQ4:** How efficiently can VulLibMiner identify vulnerable Java libraries?

5.1 Baselines

We select four state-of-the-art (SOTA) baselines that identify the affected libraries from vulnerability descriptions. We select three

Table 3: Topk Precision, Recall, and F1 Results compared with baselines

Dataset	Approach	Top1			Top2			Top3		
		Prec.	Rec.	F1	Prec.	Rec.	F1	Prec.	Rec.	F1
VeraJava	FastXML	0.405	0.241	0.302	0.316	0.325	0.321	0.265	0.367	0.308
	LightXML	0.443	0.266	0.333	0.343	0.358	0.351	0.286	0.402	0.334
	Chronos	0.517	0.378	0.437	0.414	0.572	0.480	0.321	0.642	0.428
	TF-IDF (NER)	0.146	0.073	0.098	0.156	0.161	0.159	0.141	0.215	0.170
	VulLibMiner	0.708	0.538	0.611	0.494	0.702	0.580	0.362	0.746	0.487
VeraJava	FastXML	0.413	0.294	0.343	0.289	0.372	0.325	0.225	0.408	0.290
	LightXML	0.444	0.328	0.377	0.295	0.398	0.339	0.225	0.434	0.297
	Chronos	0.416	0.318	0.360	0.247	0.355	0.292	0.182	0.381	0.247
	TF-IDF (NER)	0.216	0.162	0.185	0.169	0.237	0.197	0.142	0.290	0.191
	VulLibMiner	0.644	0.497	0.561	0.414	0.587	0.486	0.313	0.630	0.418

XML-based approaches, FastXML [5], LightXML [15], and Chronos [25]. We select our TF-IDF matcher, which also includes a representative NER-based model, as another baseline. Now that a recent study [25] shows that these NER-based approaches achieve an F1 score less than 0.30, our TF-IDF matcher includes library descriptions besides library names for named-entity matching. In a recent study [25], they are more effective than other approaches, such as Bonsai [22] and ExtremeText [42]. As discussed in Section 5.7, we do not choose BERT-FNN as our baselines due to its significant efficiency burden.

5.2 Evaluation Environments

We perform all the evaluations in the environment running on the system of Ubuntu 18.04. We use the CPU of Xeon(R) E5-2697 v4@2.30GHz, which contains 36 cores and 256GB memory. We use one GPU of Tesla V100 PCIe with 32GB memory for model training. The hyper-parameters used for BERT-FNN training are listed in Table 2.

5.3 Metrics

We evaluate the performance of library identification models through precision (P), recall (R), and F1-score (F1) upon the Top k ($k = 1, 2, 3$) prediction results. These metrics are widely used to evaluate the effectiveness of multi-label prediction tasks [29, 40], e.g., library identification [5, 15, 25], and version identification [46, 47]. For a given vulnerability v , a prediction model outputs each library’s probability of being affected by v . Given the libraries with Top k probabilities, $prediction_k(v)$, and our ground-truth labels of v , $identify(v)$, the precision, recall, and F1 metrics are defined as:

$$\begin{aligned}
 precision@k(v) &= \frac{|prediction_k(v) \cap identify(v)|}{k} \\
 recall@k(v) &= \frac{|prediction_k(v) \cap identify(v)|}{|identify(v)|} \\
 F1@k(v) &= \frac{2 \times precision@k(v) \times recall@k(v)}{precision@k(v) + recall@k(v)}
 \end{aligned} \tag{6}$$

The precision, recall, and F1 of VulLibMiner and our baselines are defined as the arithmetic mean of their values on each vulnerability.

As shown in Table 1, the average numbers of affected libraries in both datasets are 1.93 and 2.40. Thus, there is a large portion of vulnerabilities whose $identify(v) < k$, resulting in $precision@k < 1$ by definition. To avoid this limitation, we mainly focus on the metric results when $k = 1$.

5.4 RQ1: How effectively can VulLibMiner identify Java libraries when compared with baseline approaches?

5.4.1 Methodology. We evaluate the effectiveness of VulLibMiner on both datasets from the perspective of the preceding three metrics, $precision@k$, $recall@k$, and $F1@k$. We randomly split VeraJava and VulLib into training sets, validation sets, and testing sets, with a ratio of 3:1:1. Among the two datasets, we use VulLib to reflect the real-world distribution of vulnerabilities and VeraJava to fairly compare VulLibMiner with baseline approaches. In this research question, we focus on the raw testing sets of both datasets because it reflects the real percentage of zero-shot libraries.

5.4.2 General results. Table 3 shows the precision, recall, and F1 score of VulLibMiner. We show that VulLibMiner achieves substantially high performance on all three metrics in all datasets. Specifically, VulLibMiner achieves an average F1@1 of 0.611 and 0.561 in VeraJava and VulLib, respectively. In general, this result indicates that VulLibMiner can identify vulnerable libraries in the real world.

Compared with our baselines, VulLibMiner achieves higher F1@1 scores in both datasets. The F1@1 of VulLibMiner on VeraJava and VulLib is 0.611 and 0.561 while the best of the baselines’ average F1 score is 0.437 and 0.377, respectively. The main difference between VulLibMiner and XML-based approaches is that we consider the description of libraries while FastXML, LightXML, and Chronos only use their names as labels. Thus, VulLibMiner learns the semantic correlation of the vulnerable functionalities and scopes between vulnerability descriptions and library descriptions.

As for NER-based approaches, we show that these approaches cannot distinguish libraries with similar names, thus leading to a low F1@1 score of 0.098 and 0.185. This result is relatively lower when compared with the recorded F1@1 of 0.30 because Java library

names are more complicated than library names of other programming languages. The main difference between VulLibMiner and NER-based approaches is that we train the BERT-FNN model with labeled datasets for comprehension instead of simply matching. Thus, the improvement in F1 scores indicates that VulLibMiner is more effective than these baseline approaches.

When compared with VulLib, VulLibMiner achieves a better F1 score on VeraJava while baselines achieve similar F1 scores, thus indicating the fairness of our dataset construction.

5.4.3 Different results among Topk metrics. Table 3 shows that when k increases, the result values of precision@ k decrease while the result values of recall@ k increase. It is natural due to the different denominators of these two metrics by definition. In each combination of dataset and model, the result of precision@1 is larger than that of recall@1. However, when $k = 3$, the result of precision@3 is smaller than that of recall@3. This difference can be explained by the average library number of vulnerabilities listed in Table 1. The denominator of recall@ k , $identify(v)$ is 2.0 and 1.8 on average over VulLib and VeraJava, respectively. Thus, the denominator of recall@ k is larger than that of precision@ k when $k = 1$ and smaller than that of precision@ k when $k = 3$.

5.5 RQ2: How effectively can VulLibMiner identify zero-shot (unseen) Java libraries?

In this research question, we evaluate VulLibMiner’s effectiveness in identifying zero-shot libraries when compared with baseline approaches because it is a necessary and difficult sub-task in identifying vulnerable libraries. For necessity, in Section 4.1, we have shown that zero-shot libraries are unavoidable in real-world applications. They count for about 26.27% and 35.23% in VulLib and VeraJava, respectively. Additionally, in Section 4.0.1, we show that there are 435,642 Java libraries, and all of them might be affected by vulnerabilities in the future. As for difficulty, zero-shot libraries do not appear in the training set by definition, thus requiring identification approaches to be generalizable to identify them without any prior knowledge about these libraries.

5.5.1 Methodology. We evaluate the effectiveness of VulLibMiner’s identifying zero-shot libraries from the following perspective: whether the percentage of zero-shot libraries affects the effectiveness of VulLibMiner, and these baselines. Here, we divide the testing sets into the full-shot testing set (0% zero-shot libraries) and the zero-shot testing set (100% zero-shot libraries) to evaluate the effectiveness of identifying zero-shot libraries. We also use the preceding three metrics, precision@ k , recall@ k , and F1@ k for evaluation.

5.5.2 General results. Table 4 shows the results of this research question. We show that the F1@ k of VulLibMiner is relatively lower in identifying zero-shot libraries set when compared with full-shot ones in both datasets. This decrease is mainly due to the difficulty of identifying zero-shot libraries. However, VulLibMiner is still effective in identifying only zero-shot libraries with an average F1@1 of 0.576 and 0.507 in VeraJava and VulLib, respectively.

For NER-based approaches, our TF-IDF matcher achieves similar F1@ k in identifying zero-shot libraries set when compared with full-shot ones. However, it fails to comprehend the semantics of

both the descriptions of vulnerabilities and libraries, thus leading to a lower F1@ k in both scenarios.

For FastXML and LightXML, their F1@ k values decrease almost linearly when the zero-shot percentage increases. On both zero-shot testing sets, the best F1@ k of these baselines is 0.009 and 0.000, indicating that they are not able to identify any zero-shot libraries. As for Chronos, it can identify zero-shot libraries on VeraJava with an F1@1 of 0.423 because the size of its candidate libraries of VeraJava is limited (985), and zero-shot libraries can be identified based on the TF-IDF frequencies of library names. However, when the size of candidate libraries increases (e.g., 310,844 ones in Maven), Chronos also fails to identify zero-shot libraries with its best F1 score of 0.000. The different results of VulLibMiner and XML-based approaches can be explained by different inputs in identifying vulnerable libraries. These XML-based approaches treat library names as only labels, thus failing to identify unseen (zero-shot) labels by definition. Therefore, they are limited to the vulnerable libraries in training, neglecting a large portion of third-party libraries (29%). On the contrary, we take the library descriptions into consideration, which is generalizable to identify zero-shot vulnerable libraries by comprehending their functionalities and scopes in these descriptions.

5.6 RQ3: To what extent can the TF-IDF matcher screen out candidate libraries?

We conduct an ablation study in this research question to evaluate the effectiveness of our TF-IDF matcher based on whether it can screen out all the vulnerable libraries within a limited number of candidate libraries. Additionally, we also conduct an ablation study of the effectiveness of our NER model used in TF-IDF matching.

5.6.1 Methodology. In this research question, we evaluate the effectiveness of our TF-IDF matcher when the size of candidate libraries varies. Here, we choose $recall@k$ as the evaluation metric, which reflects the portion of affected libraries screened out by TF-IDF. The denominator of $recall@k$ is $identify(v)$, the number of vulnerable libraries, and the numerator of $recall@k$ is $|prediction_k(v) \cap identify(v)|$, the number of libraries screened out by TF-IDF. By definition, the results of $recall@k$ increase when k increases while the size of candidate libraries also increases. Thus, we evaluate various k to determine which value of k is the proper one. As shown in Section 5.5, the TF-IDF matcher achieves similar performance in identifying zero-shot and full-shot libraries. Thus, we do not distinguish zero-shot libraries and full-shot libraries in this research question.

The results of this ablation study are listed in Figure 3. From this figure, we show that the results of $recall@k$ (the blue line and the red line) achieve at least 0.9 when k equals 128 in VeraJava and 512 in VulLib. The results of $recall@k$ increase insignificantly when k becomes larger. Thus, we choose k equals 128 and 512 as the size used for TF-IDF matching in VeraJava and VulLib, respectively. Additionally, we show that the results of TF-IDF with NER (the red line and the blue line) are higher than the results of TF-IDF without NER (the green line and the black line). For VeraJava, the improvement of NER is not significant because it contains only 925 labels. As for VulLib with 310,844 labels, NER has an average

Table 4: Topk Precision, Recall, and F1 Results on Zero-Shot and Full-Shot Testing Sets

Testing Set	Dataset	Approach	Top1			Top2			Top3		
			Prec.	Rec.	F1	Prec.	Rec.	F1	Prec.	Rec.	F1
Zero-Shot	VeraJava	FastXML	0.043	0.001	0.003	0.043	0.003	0.005	0.047	0.005	0.009
		LightXML	0.054	0.002	0.003	0.057	0.004	0.007	0.054	0.005	0.009
		Chronos	0.455	0.385	0.417	0.376	0.654	0.478	0.256	0.683	0.372
		TF-IDF (NER)	0.050	0.037	0.043	0.050	0.073	0.060	0.042	0.090	0.057
		VulLibMiner	0.627	0.533	0.576	0.429	0.672	0.524	0.324	0.731	0.449
	VulLib	FastXML	0.000	0.000	0.000	0.000	0.000	0.000	0.000	0.000	0.000
		LightXML	0.000	0.000	0.000	0.000	0.000	0.000	0.000	0.000	0.000
		Chronos	0.000	0.000	0.000	0.000	0.000	0.000	0.000	0.000	0.000
		TF-IDF (NER)	0.246	0.222	0.233	0.156	0.273	0.198	0.124	0.318	0.178
		VulLibMiner	0.531	0.485	0.507	0.309	0.545	0.395	0.217	0.562	0.313
Full-Shot	VeraJava	FastXML	0.616	0.393	0.480	0.454	0.488	0.470	0.387	0.580	0.464
		LightXML	0.665	0.438	0.528	0.497	0.562	0.528	0.413	0.633	0.500
		Chronos	0.535	0.376	0.441	0.425	0.548	0.479	0.340	0.630	0.442
		TF-IDF (NER)	0.095	0.036	0.052	0.106	0.088	0.096	0.099	0.125	0.111
		VulLibMiner	0.713	0.545	0.618	0.508	0.708	0.591	0.381	0.755	0.507
	VulLib	FastXML	0.548	0.336	0.416	0.424	0.452	0.438	0.351	0.510	0.416
		LightXML	0.597	0.370	0.457	0.456	0.498	0.476	0.378	0.559	0.451
		Chronos	0.583	0.445	0.505	0.346	0.494	0.407	0.254	0.533	0.344
		TF-IDF (NER)	0.367	0.238	0.289	0.324	0.399	0.358	0.280	0.505	0.360
		VulLibMiner	0.689	0.502	0.581	0.456	0.604	0.519	0.351	0.657	0.457

In VulLib, these approaches identify vulnerable libraries from all Java libraries in Maven.

In VeraJava, they identify vulnerable libraries from libraries that have already been affected by vulnerabilities.

improvement of 10%, indicating the effectiveness of our NER model in real-world applications.

For the vulnerabilities whose affected libraries are not screened out, we manually inspect some cases of them. In Listing 3, we show an example, CVE-2016-4055, which has four affected libraries, and two of them are screened out by our TF-IDF matcher. According to our investigation, not screening out `org.webjars.npm:moment` and `org.webjars:momentjs` is due to the lack of its description in CPE. Considering that these four libraries have the same artifact ID and different group IDs, such cases are acceptable in real-world applications.

5.7 RQ4: How efficiently can VulLibMiner identify vulnerable Java libraries?

This research question evaluates the runtime overhead of VulLibMiner on VulLib. We measure the end-to-end time of both our TF-IDF matcher and the BERT-FNN model. We conduct 200 iterations for FastXML and 20 epochs for each model used in LightXML until their training losses converge. We take the default configuration of Chronos for evaluation. As for BERT-FNN, we conduct 30 epochs to converge its loss.

5.7.1 General results. The evaluation result is shown in Table 5. The end-to-end time consumption for VulLibMiner to identify a given vulnerability is 203.0 milliseconds on average. Although the training time of VulLibMiner (17 hours) is larger than the baselines,

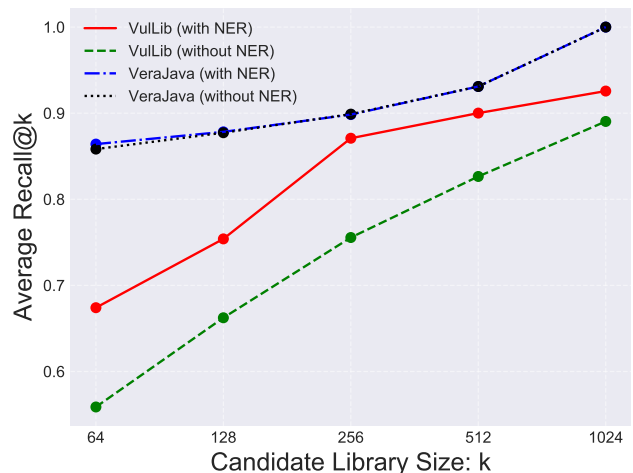


Figure 3: Recall@k of Our TF-IDF matcher

it is still acceptable when considering the improvement of effectiveness. In general, it is practical for VulLibMiner to identify the affected libraries of vulnerabilities.

5.7.2 The necessity of our TF-IDF matcher. Table 5 also shows that it takes BERT-FNN 169.6 milliseconds to predict the correlation between one vulnerability with its candidate libraries. Note that VulLib’s candidate library size is 512 while Section 4 shows that

Listing 3: CVE-2016-4055’s Vulnerable Libraries and Top128 Results of TF-IDF

```

CVE: "CVE-2016-4055",
Labels: ["org.webjars.npm:moment",
        "org.webjars.bower:moment",
        "org.webjars.bower:momentjs",
        "org.webjars:momentjs" ]
Top 128: ["org.webjars.bower:moment",
        "org.webjars.bower:momentjs",
        ...]
Description: "The duration function in the moment package
before 2.11.2 for Node.js allows remote attackers
to cause a denial of service ( CPU consumption ) via
a long string, aka a regular expression Denial of
Service ( ReDoS )."

```

Table 5: Execution time for training and prediction on VulLib

Approach	Train (h)	Pred. (s)	Avg. Pred. (ms)
FastXML (200 Iterations)	0.06	7.58	9.7
LightXML (20 epochs)	6.30	128.35	164.9
Chronos (default)	1.19	67.20	106.2
VulLibMiner	17	158	203.0
TF-IDF	-	26	33.4
BERT-FNN (30 epochs)	17	132	169.6

there are 310,844 Java libraries with descriptions. Regardless of the training cost, using only BERT-FNN to predict the affected libraries of all vulnerabilities in VulLib costs 80 hours ($169.6/512 * 310,844 * 2,789$ ms), which is significantly heavy. Thus, it is necessary to use a coarse-grained TF-IDF matcher to filter the candidate libraries.

6 DISCUSSION

6.0.1 Identifying vulnerable libraries of other programming languages. VulLibMiner has enough generalization ability because it does not depend on specific characteristics of Java vulnerabilities. Take Python as an example programming language, VulLibMiner can identify the affected libraries based on a dataset of Python (*CVE, Library*) pairs, and the descriptions of Python libraries (e.g., those collected from PyPI [35]). We implement and evaluate VulLibMiner on Java vulnerabilities because vulnerable Java libraries are difficult to identify due to their large portion of zero-shot libraries as shown in Section 4.1. Another reason is that Java libraries are widely used in software development [38], thus indicating the importance of identifying vulnerable Java libraries.

6.0.2 Complicated deep learning models. A natural question is whether more complicated deep-learning models can improve VulLibMiner’s effectiveness. Due to the data imbalance of the large number of libraries and the small number of (*CVE, Library*) pairs shown in Section 4, complicated deep learning models, which require more training data, might not perform well than the BERT-FNN model. Although we do believe that large language models, such as ChatGPT [4], can perform well in identifying vulnerable libraries, We consider them as our future work for they belong to completely different scopes of approaches.

7 THREATS TO VALIDITY

A major threat to external validity is that the labels of vulnerabilities in our dataset, VulLib, might be improperly labeled. This threat could be reduced by our double-checking. Each vulnerability is independently labeled by two senior software engineers and validated. We require another engineer for judgment if the labeled results are different. The threats to internal validity are instrumentation effects that can bias our results. The parameters in Table 2 might cause such effects. To reduce these threats, we follow the same parameters for baseline evaluation and the default parameters of BERT for VulLibMiner. Additionally, the evaluation results of our baselines are similar to those listed in their paper [5, 15, 25], thus convincing our evaluation results. The threat to construct validity mainly comes from our evaluation metrics. To minimize this threat, we use the same metrics as our baselines to fairly compare VulLibMiner with these baselines. Although there exist other classification metrics, such as Matthews correlation coefficient (MCC) [45], and Area Under Curve (AUC), they are mainly used in binary classification tasks while identifying vulnerable libraries is a multi-label classification task.

8 RELATED WORK

8.1 Vulnerable Library Identification

In the task of identifying vulnerable libraries, there are two main categories of approaches [2, 5, 10, 15, 17, 23, 25, 41], NER-based and XML-based approaches. VIEM [10] is a representative NER-based approach for this task. It collects the textual description from a vulnerability report and then uses a lightweight NER model [24, 44] to identify library entities from this description. Then it takes a dictionary of library names to match the library entities with this library-name dictionary. FastXML [5, 33] is a representative XML-based approach for this task. FastXML uses trees to represent hierarchies over the feature space. It recursively partitions the parent node by optimizing the normalized Discounted Cumulative Gain (NDCG) as its ranking loss function and returns the ranked list of the most frequently occurring labels in all the leaf nodes for prediction. LightXML [15, 16], is a recent deep-learning XML-based approach for this task. It fine-tunes transformer-based models with dynamic negative label sampling. It consists of four components: label clustering, text representation, label recalling, and label ranking. However, these approaches suffer from high negative results and cannot identify zero-shot libraries due to considering only the names of vulnerable libraries. On the contrary, VulLibMiner avoids negative results and identifies zero-shot libraries by correlating library descriptions to vulnerability descriptions.

8.2 Vulnerable Library Version Identification

Identifying the vulnerable version of libraries is another important task to help developers avoid vulnerabilities. These approaches [3, 37, 46–48] need to analyze the source code of different versions of a given library for the natural-language descriptions are not accurate enough to describe the difference between them. ATVHunter [46], is a representative approach for identifying the affected version of Android libraries. ATVHunter extracts the control-flow graph (CFG) as the coarse-grained feature of libraries and conducts a fuzzy

hashing technique to extract the features of library methods as the fine-grained feature. Thus, it combines these features to search its database to identify vulnerable versions. After identifying the vulnerable libraries, these approaches can help software developers avoid vulnerabilities more accurately.

8.3 Patch Identification

Patch identification [30, 39, 43, 49, 50] identifies whether a code commit corresponds to a vulnerability fix. It helps users to be aware of vulnerability fixes and apply fixes in time because a vulnerability in open source software (OSS) is suggested to be fixed “silently” until the vulnerability is disclosed. VulFixMiner [49], is a representative approach identifying Java and Python vulnerability fixes. Given a code commit, VulFixMiner extracts the removed and added codes, and uses a pre-trained model, CodeBert [11], to encode them. Then, it uses a fully connected layer to determine whether this code commit corresponds to a vulnerability fix. These approaches can help identify vulnerable libraries by complementing the description of these ‘silently’ fixed vulnerabilities.

9 CONCLUSION

In this paper, we have presented our work, being the first to identify vulnerable libraries from descriptions of both vulnerabilities and libraries. We have designed a TF-IDF matcher to efficiently screen out a set of candidate libraries and a BERT-FNN model to effectively identify the affected libraries for a given vulnerability. We have constructed a new dataset that is manually labeled and validated by senior software engineers, including 5,028 Java (CVE, Library) pairs. We have conducted a comprehensive evaluation of demonstrating VulLibMiner’s effectiveness and efficiency for library identification, achieving an average F1 score of 0.561, while the state-of-the-art/practice approaches achieve only 0.377.

REFERENCES

- [1] GitHub Advisory. 2022. <https://github.com/advisories>.
- [2] Afsah Anwar, Ahmed Abusnaina, Songqing Chen, Frank Li, and David Mohaisen. 2021. Cleaning the NVD: Comprehensive quality assessment, improvements, and analyses. *IEEE Transactions on Dependable and Secure Computing* 19, 6 (2021), 4255–4269.
- [3] Michael Backes, Sven Bugiel, and Erik Derr. 2016. Reliable third-party library detection in android and its security applications. In *Proceedings of the 2016 ACM SIGSAC Conference on Computer and Communications Security*. 356–367.
- [4] ChatGPT. 2023. <https://chat.openai.com/>.
- [5] Yang Chen, Andrew E Santosa, Asankhaya Sharma, and David Lo. 2020. Automated identification of libraries from vulnerability data. In *Proceedings of the ACM/IEEE 42nd International Conference on Software Engineering: Software Engineering in Practice*. 90–99.
- [6] Yang Chen, Andrew E Santosa, Ang Ming Yi, Abhishek Sharma, Asankhaya Sharma, and David Lo. 2020. A machine learning approach for vulnerability curation. In *Proceedings of the 17th International Conference on Mining Software Repositories*. 32–42.
- [7] CPE. 2022. <https://nvd.nist.gov/products/cpe>.
- [8] Pieter-Tjerk De Boer, Dirk P Kroese, Shie Mannor, and Reuven Y Rubinfeld. 2005. A tutorial on the cross-entropy method. *Annals of operations research* 134, 1 (2005), 19–67.
- [9] Jacob Devlin, Ming-Wei Chang, Kenton Lee, and Kristina Toutanova. 2018. Bert: Pre-training of deep bidirectional transformers for language understanding. *arXiv preprint arXiv:1810.04805* (2018).
- [10] Ying Dong, Wenbo Guo, Yueqi Chen, Xinyu Xing, Yuqing Zhang, and Gang Wang. 2019. Towards the detection of inconsistencies in public security vulnerability reports. In *28th USENIX security symposium (USENIX Security 19)*. 869–885.
- [11] Zhangyin Feng, Daya Guo, Duyu Tang, Nan Duan, Xiao Cheng Feng, Ming Gong, Linjun Shou, Bing Qin, Ting Liu, Daxin Jiang, et al. 2020. Codebert: A pre-trained model for programming and natural languages. *arXiv preprint arXiv:2002.08155* (2020).
- [12] Jenny Rose Finkel, Trond Grenager, and Christopher D Manning. 2005. Incorporating non-local information into information extraction systems by gibbs sampling. In *Proceedings of the 43rd annual meeting of the association for computational linguistics (ACL’05)*. 363–370.
- [13] Kranti Vithal Ghag and Ketan Shah. 2015. Comparative analysis of effect of stopwords removal on sentiment classification. In *2015 international conference on computer, communication and control (IC4)*. IEEE, 1–6.
- [14] Jun Han and Claudio Moraga. 1995. The influence of the sigmoid function parameters on the speed of backpropagation learning. In *International workshop on artificial neural networks*. Springer, 195–201.
- [15] Stefanus A Haryono, Hong Jin Kang, Abhishek Sharma, Asankhaya Sharma, Andrew Santosa, Ang Ming Yi, and David Lo. 2022. Automated Identification of Libraries from Vulnerability Data: Can We Do Better? (2022).
- [16] Ting Jiang, Deqing Wang, Leilei Sun, Huayi Yang, Zhengyang Zhao, and Fuzhen Zhuang. 2021. Lightxml: Transformer with dynamic negative sampling for high-performance extreme multi-label text classification. In *Proceedings of the AAAI Conference on Artificial Intelligence*, Vol. 35. 7987–7994.
- [17] Hyeonseong Jo, Yongjae Lee, and Seungwon Shin. 2022. Vulcan: Automatic extraction and analysis of cyber threat intelligence from unstructured text. *Computers & Security* 120 (2022), 102763.
- [18] Karen Sparck Jones. 1972. A statistical interpretation of term specificity and its application in retrieval. *Journal of documentation* (1972).
- [19] Karen Sparck Jones. 2004. IDF term weighting and IR research lessons. *Journal of documentation* (2004).
- [20] Rashidah Kasauli, Eric Knauss, Jennifer Horkoff, Grischa Liebel, and Francisco Gomes de Oliveira Neto. 2021. Requirements engineering challenges and practices in large-scale agile system development. *Journal of Systems and Software* 172 (2021), 110851.
- [21] Jashanjot Kaur and P Kaur Buttar. 2018. A systematic review on stopword removal algorithms. *International Journal on Future Revolution in Computer Science & Communication Engineering* 4, 4 (2018), 207–210.
- [22] Sujay Khandagale, Han Xiao, and Rohit Babbar. 2020. Bonsai: diverse and shallow trees for extreme multi-label classification. *Machine Learning* 109, 11 (2020), 2099–2119.
- [23] Philipp Kuehn, Markus Bayer, Marc Wendelborn, and Christian Reuter. 2021. OVANA: An approach to analyze and improve the information quality of vulnerability databases. In *Proceedings of the 16th International Conference on Availability, Reliability and Security*. 1–11.
- [24] Guillaume Lample, Miguel Ballesteros, Sandeep Subramanian, Kazuya Kawakami, and Chris Dyer. 2016. Neural architectures for named entity recognition. *arXiv preprint arXiv:1603.01360* (2016).
- [25] Yunbo Lyu, Thanh Le-Cong, Hong Jin Kang, Ratnadira Widyasari, Zhipeng Zhao, Xuan-Bach D Le, Ming Li, and David Lo. 2023. Chronos: Time-aware zero-shot identification of libraries from vulnerability reports. *arXiv preprint arXiv:2301.03944* (2023).
- [26] Maven. 2022. <https://maven.apache.org>.
- [27] Na Meng, Stefan Nagy, Danfeng Yao, Wenjie Zhuang, and Gustavo Arango Argoty. 2018. Secure coding practices in java: Challenges and vulnerabilities. In *Proceedings of the 40th International Conference on Software Engineering*. 372–383.
- [28] Tomas Mikolov, Ilya Sutskever, Kai Chen, Greg S Corrado, and Jeff Dean. 2013. Distributed representations of words and phrases and their compositionality. *Advances in neural information processing systems* 26 (2013).
- [29] Sanath Narayan, Akshita Gupta, Salman Khan, Fahad Shahbaz Khan, Ling Shao, and Mubarak Shah. 2021. Discriminative region-based multi-label zero-shot learning. In *Proceedings of the IEEE/CVF international conference on computer vision*. 8731–8740.
- [30] Truong Giang Nguyen, Thanh Le-Cong, Hong Jin Kang, Xuan-Bach D Le, and David Lo. 2022. VulCurator: a vulnerability-fixing commit detector. In *Proceedings of the 30th ACM Joint European Software Engineering Conference and Symposium on the Foundations of Software Engineering*. 1726–1730.
- [31] NVD. 2022. <https://nvd.nist.gov>.
- [32] Nam H Pham, Tung Thanh Nguyen, Hoan Anh Nguyen, and Tien N Nguyen. 2010. Detection of recurring software vulnerabilities. In *Proceedings of the IEEE/ACM international conference on Automated software engineering*. 447–456.
- [33] Yashoteja Prabhu and Manik Varma. 2014. Fastxml: A fast, accurate and stable tree-classifier for extreme multi-label learning. In *Proceedings of the 20th ACM SIGKDD international conference on Knowledge discovery and data mining*. 263–272.
- [34] Gede Artha Azriadi Prana, Abhishek Sharma, Lwin Khin Shar, Darius Foo, Andrew E Santosa, Asankhaya Sharma, and David Lo. 2021. Out of sight, out of mind? How vulnerable dependencies affect open-source projects. *Empirical Software Engineering* 26, 4 (2021), 1–34.
- [35] PyPI. 2023. <https://pypi.org/>.
- [36] Helmut Schmid. 1994. Part-of-speech tagging with neural networks. *arXiv preprint cmp-lg/9410018* (1994).

- [37] Wei Tang, Yanlin Wang, Hongyu Zhang, Shi Han, Ping Luo, and Dongmei Zhang. 2022. LibDB: An Effective and Efficient Framework for Detecting Third-Party Libraries in Binaries. *arXiv preprint arXiv:2204.10232* (2022).
- [38] Ying Wang, Bihuan Chen, Kaifeng Huang, Bowen Shi, Congying Xu, Xin Peng, Yijian Wu, and Yang Liu. 2020. An empirical study of usages, updates and risks of third-party libraries in java projects. In *2020 IEEE International Conference on Software Maintenance and Evolution (ICSME)*. IEEE, 35–45.
- [39] Bozhi Wu, Shangqing Liu, Ruitao Feng, Xiaofei Xie, Jingkai Siow, and Shang-Wei Lin. 2022. Enhancing Security Patch Identification by Capturing Structures in Commits. *IEEE Transactions on Dependable and Secure Computing* (2022).
- [40] Weiqi Wu, Chengyue Jiang, Yong Jiang, Pengjun Xie, and Kewei Tu. 2023. Do PLMs Know and Understand Ontological Knowledge?. In *Proceedings of the 61st Annual Meeting of the Association for Computational Linguistics (Volume 1: Long Papers)*. 3080–3101.
- [41] Yulun Wu, Zeliang Yu, Ming Wen, Qiang Li, Deqing Zou, and Hai Jin. 2023. Understanding the Threats of Upstream Vulnerabilities to Downstream Projects in the Maven Ecosystem. In *2023 IEEE/ACM 45th International Conference on Software Engineering (ICSE)*. IEEE, 1046–1058.
- [42] Marek Wydmuch, Kalina Jasinska, Mikhail Kuznetsov, Róbert Busa-Fekete, and Krzysztof Dembczynski. 2018. A no-regret generalization of hierarchical softmax to extreme multi-label classification. *Advances in neural information processing systems* 31 (2018).
- [43] Congying Xu, Bihuan Chen, Chenhao Lu, Kaifeng Huang, Xin Peng, and Yang Liu. 2021. TRACER: Finding Patches for Open Source Software Vulnerabilities. *arXiv preprint arXiv:2112.02240* (2021).
- [44] Zhilin Yang, Ruslan Salakhutdinov, and William W Cohen. 2017. Transfer learning for sequence tagging with hierarchical recurrent networks. *arXiv preprint arXiv:1703.06345* (2017).
- [45] Jingxiu Yao and Martin Shepperd. 2020. Assessing software defection prediction performance: Why using the Matthews correlation coefficient matters. In *Proceedings of the 24th International Conference on Evaluation and Assessment in Software Engineering*. 120–129.
- [46] Xian Zhan, Lingling Fan, Sen Chen, Feng We, Tianming Liu, Xiapu Luo, and Yang Liu. 2021. Atvhunter: Reliable version detection of third-party libraries for vulnerability identification in android applications. In *2021 IEEE/ACM 43rd International Conference on Software Engineering (ICSE)*. IEEE, 1695–1707.
- [47] Jiexin Zhang, Alastair R Beresford, and Stephan A Kollmann. 2019. Libid: reliable identification of obfuscated third-party android libraries. In *Proceedings of the 28th ACM SIGSOFT International Symposium on Software Testing and Analysis*. 55–65.
- [48] Yuan Zhang, Jiarun Dai, Xiaohan Zhang, Sirong Huang, Zhemin Yang, Min Yang, and Hao Chen. 2018. Detecting third-party libraries in android applications with high precision and recall. In *2018 IEEE 25th International Conference on Software Analysis, Evolution and Reengineering (SANER)*. IEEE, 141–152.
- [49] Jiayuan Zhou, Michael Pacheco, Zhiyuan Wan, Xin Xia, David Lo, Yuan Wang, and Ahmed E Hassan. 2021. Finding A Needle in a Haystack: Automated Mining of Silent Vulnerability Fixes. In *2021 36th IEEE/ACM International Conference on Automated Software Engineering (ASE)*. IEEE, 705–716.
- [50] Yaqin Zhou, Jing Kai Siow, Chenyu Wang, Shangqing Liu, and Yang Liu. 2021. SPI: Automated Identification of Security Patches via Commits. *ACM Transactions on Software Engineering and Methodology (TOSEM)* 31, 1 (2021), 1–27.