

# In-IDE Generation-based Information Support with a Large Language Model

Daye Nam\*, Andrew Macvean<sup>†</sup>, Vincent Hellendoorn\*, Bogdan Vasilescu\*, and Brad Myers\*

\*Carnegie Mellon University, USA

{dayen, vhellend, bogdanv, bam}@andrew.cmu.edu

<sup>†</sup>Google, Inc., USA

amacvean@google.com

**Abstract**—Developers often face challenges in code understanding, which is crucial for building and maintaining high-quality software systems. Code comments and documentation can provide some context for the code, but are often scarce or missing. This challenge has become even more pressing with the rise of large language model (LLM) based code generation tools. To understand unfamiliar code, most software developers rely on general-purpose search engines to search through various programming information resources, which often requires multiple iterations of query rewriting and information foraging. More recently, developers have turned to online chatbots powered by LLMs, such as ChatGPT, which can provide more customized responses but also incur more overhead as developers need to communicate a significant amount of context to the LLM via a textual interface. In this study, we provide the first investigation of an LLM-based conversational UI in the IDE. We aim to understand the promises and obstacles for tools powered by LLMs that are contextually aware, in that they automatically leverage the developer’s programming context to answer queries. To this end, we develop an IDE Plugin that allows users to query back-ends such as OpenAI’s GPT-3.5 and GPT-4 with high-level requests, like: explaining a highlighted section of code, explaining key domain-specific terms, or providing usage examples for an API. We conduct an exploratory user study with 32 participants to understand the usefulness and effectiveness, as well as individual preferences in the usage of, this LLM-powered information support tool. The study confirms that this approach can aid code understanding more effectively than web search, but the degree of the benefit differed by participants’ experience levels.

## I. INTRODUCTION

Developers spend a significant amount of time searching and foraging for the information they need and organizing and digesting the information they find [1]–[6], because having a deep understanding of the codebase is essential for building and maintaining high-quality software systems, avoiding errors, and promoting collaboration. With the growing popularity of large language model (LLM) based code generation tools [7]–[9], code understanding has become an even more pressing challenge. These tools can provide code automatically, even if a developer lacks coding skills. However, to modify this code to meet their requirements, developers must first comprehend the code generated by the LLM [10], [11]. Early research on LLM code generation tools has found that developers have a harder time debugging code generated by LLM and easily get frustrated [12], [13].

Understanding code is a challenging task; developers need to assimilate a vast amount of information, including the semantics of the code, the meaning of APIs being used, and the relevant domain-specific concepts. This information is often dispersed across various sources, which makes it difficult for developers to find what they need, especially those who are novices in the domain or who are working with unfamiliar APIs. Also, much information about software and systems is not properly documented, or it is spread across varying mediums in different formats, often getting outdated as software evolves. Developers use search engines as a primary source of information (e.g., they issue more than 20 search queries every day [14]), but this can be challenging as they may not know the right keywords, and even if they find a promising page, they still need to evaluate its relevance. Some existing developer information support tools [15]–[18] provide relevant information, but they are not always extensive and only provide a specific type of information support.

Sometimes, code comments or documentation can provide context to code [19]–[21]. However, in addition to the well-known issue of sparse comments and documentation [22], [23], they only include information that authors think is useful because it is impossible to include all necessary information in code. Developers have different information needs depending on their experience level, or the tasks they are working on [24]. Thus, even when documentation is available, there are gaps between what is included in comments and what developers need in order to understand the code.

In this work, we investigate the potential of recent advancements in instruction-following LLMs to assist developers in understanding code and learning new concepts and APIs used in the code. We do so by implementing a prototype LLM information support tool that generates need-based code explanations to help developers comprehend unfamiliar code and learn new concepts and APIs. Specifically, we focused on incorporating developer context when prompting the LLM, with the hypothesis that it will make developers’ information search more efficient and reduce the cognitive load associated with the lack of domain or programming knowledge. We evaluate the effectiveness of this tool in an exploratory user study with 32 participants. Our study aimed to understand the usefulness of generation-based information support tools and explore the effective and preferred ways to interact with an

LLM for code understanding, as there is still little knowledge about the best ways to utilize an LLM for this purpose.

Our results confirm that there are statistically significant gains in task completion rate when using the LLM information support tool, compared to a web search, but the degree of the benefit varies by participants' experience levels. Our findings also show that providing code context can improve efficiency and ease of use, as well as enhance communication with the LLM. Overall, we report the potential benefits and challenges of LLM-based tools for information support.

## II. RELATED WORK

### A. Studies on Developers Information Seeking

In every phase of modern software engineering, developers need to work with unfamiliar code, and how well they learn such code influences their productivity significantly. Therefore, researchers have studied to understand how developers learn and comprehend unfamiliar code, especially how they search for and acquire information, as developers need a variety of kinds of knowledge [25]–[29]. There is some prior work on the information-seeking strategies of developers, mostly in general software maintenance [25], [30], [31] or web search settings [32], [33]. For example, prior work [32], [33] found that developers' web search behaviors vary with their information-seeking intent: they visit different types of web pages, use different queries, and overall interact with webpages differently. Other efforts were made to understand developers' information-seeking within software documentation, which is the main source of information for developers when they learn to use new APIs or libraries. Researchers have studied to catalog problems developers face when using documentation [34]–[36], and to identify desirable quality attributes for documentation [37], [38]. Some of these studies provided concrete insights into what developers need from the documentation, such as their needs for complete and up-to-date documentation [39], or a concise overview of the documentation, more rationale, and adequate explanation for code examples [23], [35], [36], [40]. In this work, we explore a new information-seeking approach of developers, using pre-trained language models, that emerged only recently but are being explored and discussed by many developers.

### B. Studies on LLM-based AI Programming Tools

Several researchers have conducted user studies on LLM-based AI programming tools [10], [13], [41]–[45]. Vaithilingam *et al.* [13] compared the user experience of GitHub Copilot to traditional autocomplete in a user study and found that participants more frequently failed to complete tasks with Copilot, although there was no significant effect on task completion time. The authors identified the difficulty of assessing correctness and debugging generated code as the main bottleneck, despite participants reporting a strong preference for Copilot in the post-task survey. Mozannar *et al.* [42] developed a taxonomy of 12 programmer activities commonly used in AI code completion systems by studying how developers use GitHub Copilot. The study conducted by

Ross *et al.* [45] explores the utility of conversational interactions grounded in code, using the Programmer's Assistant system. The study found that conversational programming assistants can assist software engineers in many ways, such as by answering general programming questions or by enabling users to ask follow-up questions that depend upon their conversational and code contexts. Barke [43] conducted a grounded theory analysis of how programmers interact with code-generating models, using Github Copilot as an example, and identified two primary modes of interaction, acceleration or exploration, where Copilot is used to speed up code authoring in small logical units or as a planning assistant to suggest structure or API calls, respectively. Large-scale user studies of AI programming assistants have also been conducted, such as Ziegler *et al.* [10]'s study, which analyzed telemetry data and survey responses to provide insights into developers' perceived productivity with GitHub Copilot and showed that more than one-fifth of suggestions were accepted by actual developers. Liang *et al.* [12] conducted a similar survey with 410 developers, focusing on the usability challenges of AI programming assistants. Although these studies have increased our understanding of the usefulness and usability of AI programming assistants, they mostly focused on how developers use LLMs in writing new code. This work explores the possibilities and potential challenges of using LLMs to support developers' information needs for their code understanding. Especially given that GitHub recently launched CopilotX [46], a tool that offers a comparable set of features to our prototype for enhancing developer experience, we believe that our findings are a timely contribution. We also investigate how developers' experience, information processing, and learning styles affect their usage of LLM-based developer tools.

## III. STUDY OVERVIEW

The goal of our study is to evaluate the effectiveness of within-context, generation-based information support tools for developers. We investigate this by providing such a tool, backed by powerful Large Language Models (LLMs), to developers tasked with comprehending and extending unfamiliar code that involves new domain concepts and APIs – a challenging task. Furthermore, we seek to explore different ways in which developers can utilize this new type of tool, and how it can improve their productivity and overall satisfaction with the code comprehension process.

More specifically, we answer three research questions:

- RQ1: How does the LLM-powered information support tool affect developers' understanding and task completion of unfamiliar code?
- RQ2: How do developers interact with the in-IDE LLM-powered information support tool, and how does that differ from using search engines?
- RQ3: How do developers perceive the usefulness of the LLM-powered information support tool?

To answer these questions, we developed a VS Code extension prototype that allows developers to interact with

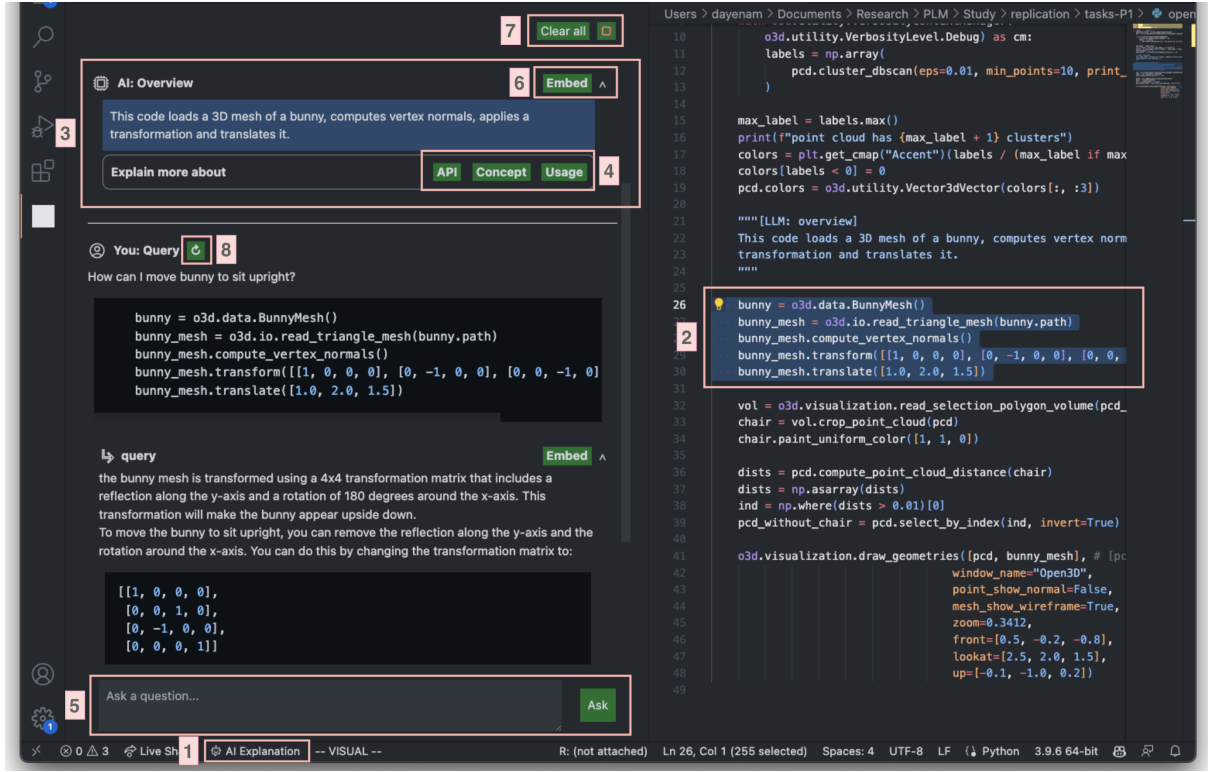


Fig. 1: Overview of our prototype. (1) A trigger button; (2) code used as context when prompting LLM; (3) code summary (no-prompt trigger); (4) buttons for further details; (5) an input box for user prompts; (6) options to embed information to code (Embed) and a hide/view button; (7) options to clear the panel (Clear all) and an abort LLM button; (8) a refresh button.

LLMs within their IDE. To simulate scenarios where developers are confronted with unfamiliar code, we designed two programming tasks that utilized Python libraries in the domains of data visualization and 3D rendering. We then conducted user studies with 32 participants with varying levels of experience in programming and knowledge in the task application domains. Further details on each step are provided in the following sections.

#### IV. PROTOTYPE

##### A. Design

We developed our prototype to explore the user experience of interacting with the LLM information support tool. We aimed to provide multiple ways of using it to identify the most natural and preferable way of interacting with an LLM for information support. We intentionally did not integrate a code generation feature in the prototype as we wanted to focus on how developers *understand* code, which is needed regardless of *who* wrote the code.

**In-IDE extension.** To enhance the user experience, we designed the prototype as an in-IDE extension. We hypothesized that in-IDE explanation generation would be more effective than using a standalone tool as it reduces context switching. Additionally, by making it an in-IDE extension, we can easily provide the code context into the LLM. Participants could select code to use as part of the context for a query.

**Pre-generated prompts.** To make the tool accessible to novice programmers or those unfamiliar with the APIs/domains or the LLM, we implemented the tool to support prompt-less LLM triggering. We designed buttons that do not require user prompting by querying the LLM with pre-generated prompts (to ask about an **API**, a **Concept**, or **Usage** examples, as shown in Figure 1-4) for commonly needed information to learn APIs based on API learning theory [47]–[50].

**Unrestricted textual queries.** The tool also allows the developer to **Ask a question...** to the LLM (see Figure 1-5), in which case our tool will automatically add any selected code as context for the query. Internally, the tool adds the selected code as part of the user prompt using the pre-generated template, and requests the LLM to respond based on the code context.

**Need-based explanation generation.** Our tool was designed as a pull system; i.e., it generates an explanation only when a user requests it. Similar to many previous developer information support tools, we wanted to reduce information overload and distraction. We believe that once enough context can be extracted and utilized from the IDE, making a hybrid (pull + push) will be possible, but this would require additional study.

**Iterative design updates.** We updated the design of our extension iteratively based on the feedback we received from pilot studies. For example, we updated the tool to provide the code summary as the default action for the tool trigger

with code selection, after seeing pilot participants struggling to find parts of code to work on due to their unfamiliarity with libraries and domains. We updated the AI model prompting to support conversational interface, based on the pilot participants’ feedback that they wanted to probe the model based on their previous queries to clarify their intent or ask for further details. Finally, we opted to use GPT-3.5-turbo instead of GPT-4 as planned, after discovering that the response time was too slow in the pilot studies.

## B. Features

There are two ways to trigger the prototype. First, users can select parts of their code and trigger the tool by clicking an “AI Explanation” button on the bottom bar (Figure 1-1), or using “alt/option + a” as a short-cut, to receive a summary description of the highlighted code (Overview: Figure 1-3). They can then explore further by clicking on buttons (Figure 1-4) for API (API), domain-specific concepts (Concept), and usage examples (Usage), which will provide more detailed explanations with preset prompts. The API button offers detailed explanations about the API calls used in the code, the Concept button provides domain-specific concepts that might be needed to understand the highlighted code fully, and the Usage button offers a code example involving API calls used in the highlighted code.

Users can ask a specific question to the model directly to LLM (Prompt: Figure 1-5). If no code is selected, the entire source code is provided as context. Users can also prompt the LLM with the relevant code highlighted before sending their query (Prompt-context). The model will then answer the question with that code as context. Our LLM information support tool also allows users to probe the LLM by supporting conversational interaction (Prompt-followup). When previous LLM-generated responses exist, if a user does not highlight any lines from the code, the LLM generates a response with the previous conversation as context. Users can also reset the context by triggering the tool with code highlighted, or with the Clear all button.

## V. HUMAN STUDY DESIGN

**Participants.** After advertising our IRB-approved study widely within the university community (through Slack channels, posted flyers, and personal contacts) and to the public (through Twitter, email, and other channels), we recruited 33 participants. We asked each participant about their programming experience and screened out those who reported having “not at all” experience. We did not ask about their professional programming experience, as the target users of our information support tools are not limited to professional developers. To minimize the possibility of participants knowing solutions, we specifically sought out participants who had not used the libraries included in our study. We accepted participants into the study on a rolling basis to capture a range of programming experience and existing domain knowledge. We compensated each participant with a \$25 Amazon Gift card.

**Tasks.** The tasks were designed to simulate a scenario in which developers with specific requirements search the web or use existing LLMs to generate code and find similar code that does not precisely match their needs. For each task, we provided participants with a high-level goal of the code, start and goal outputs, and a starter code file loaded into the IDE. We also included descriptions of each sub-task. In this way, participants had to understand the starter code we provided and make changes to it so that the modified code met the goal requirements. We did not include tasks that require strong programming knowledge, because our goal was not to test participants’ programming ability but to assess whether they could understand the code with an LLM-powered information generation tool. For the same reason, we provided participants with a starter code that was runnable and free of bugs.

We designed our tasks to cover both a common and less common domain that a given Python developer might encounter in their work. To achieve this, we chose two domains: data visualization and 3D rendering. These two tasks also allowed participants to easily check their progress, as they produce visual outputs that are easy for users to compare with the given goal. For the data visualization task, we asked participants to edit code that visualizes income and expenses data in polar plots. Understanding this code required knowledge of concepts related to visualizing data formats, marks, and data mapping. We used Bokeh [51], a data visualization library, in this task. In the 3D rendering task, we used the Open3d [52] library. This task required knowledge of geometry and computer graphics. Participants were asked to edit code that involved point cloud rendering, transformation, and plane segmentation.

When selecting libraries, we intentionally chose ones that are not the most common in their respective domains to minimize participants’ dependence on their knowledge of the libraries. Choosing less common libraries also helped reduce the risk of an outsized advantage of our LLM-powered information generation tool. Responses for popular libraries can be significantly better than those for less commonly used ones, as the quality of LLM-generated answers depends on whether the LLM has seen enough relevant data during training.

The Bokeh starter code consisted of 101 lines of code with 11 (6 unique) Bokeh API calls, and the starter code for the Open3D task consisted of 43 lines of code with 18 (18 unique) Open3D API calls. The tasks were designed based on tutorial examples in each API’s documentation. In the starter codes, we did not include any comments in the code to isolate the effects of the information provided by our prototype or collected from search engines. All necessary API calls were in the starter code so participants did not need to find or add new API calls, but only needed to make small changes, such as parameter value changes. In the task descriptions, we made an effort to avoid using domain-specific or library-specific keywords that could potentially provide participants with direct answers from search engines or the LLM information support tool. For instance, we opted to use “make the bunny...” instead of “transform the bunny...”,

which could have allowed participants to identify the function `transform` without comprehending the code and API.

The full task descriptions, starter code, and solution are available in our replication package.

**Experimental Design.** We chose a within-subjects design, with participants using both our LLM-powered in-IDE support tool (treatment) and search engine (control) for code understanding, but they did so on different tasks. This allowed us to ask participants to rate both conditions and provide comparative feedback about both treatments.

In the control condition, participants were not allowed to use our prototype, but they were free to use any search engine to find the information they needed for code understanding, and read any web pages. In the treatment condition, participants were encouraged to primarily use our prototype for information support. However, if they could not find a specific piece of information using our prototype, we allowed them to use search engines to find it. This was to prevent participants from being entirely blocked by the LLM. We expected that this was a realistic use case of any LLM-based tool, but it rarely happened during the study. Only 2 participants ended up using search engines during the treatment condition.

We used the Latin square procedure [53] to counterbalance the tasks and the order in which they were presented to participants. This was done to prevent carryover effects, resulting in four groups (2 conditions x 2 orders). We used random block assignments when assigning participants to each group. Participants were grouped based on their self-reported programming and domain experience (data visualization and 3D rendering) as either less experienced (slightly and somewhat experienced) or more experienced (moderately and extremely experienced). For every new participant, we randomly assigned them to a group that no previous participant with the same experience level had been assigned. If all groups had previous participants with the same experience level, we randomly assigned the participant to any of the groups.

**Study Protocol.** We conducted the study via a video conferencing tool and in person, with each session taking about 90 minutes. At the beginning of the study, we asked participants to complete a pre-study survey, where we asked for their demographic information, background knowledge, and experience with LLM-based tools. We also estimated their general information processing and learning styles using the cognitive style survey [54]. The survey categorized participants into two groups per dimension based on their scores: comprehensive/selective information processing and learning by process-oriented/tinkering. The participants were then asked to join our web-based VS Code IDE hosted on GitHub CodeSpaces [55], which provided a realistic IDE inside a web browser with edit, run, test, and debug capabilities. This ensured that participants did not need to install any software on their machines [56], and we could make sure that everyone’s programming environment was identical. We then showed them a demo task description and explained what they would be working on during the real tasks. Before their first task in the treatment condition, we

provided a tutorial for our extension using the demo task. We introduced each feature of the extension and provided three example prompts for the LLM prompting. For the control condition, we did not provide any demo, as we expected every participant to be able to use search engines fluently. For each task, we gave participants 20 minutes to complete as many subtasks as they could. During the task, we did not use the think-aloud protocol because we wanted to collect timing data. Instead, we collected qualitative data in the post-survey with open-ended questions. We also collected extensive event and interaction logs during the task. After each task, we asked participants to complete a post-task survey to measure their understanding of the provided code and the API calls used in the code. At the end of the study, we asked them to complete a post-study survey where we asked them to evaluate the perceived usefulness and perceived ease of use of each code understanding approach and each feature in our extension. We based our questionnaire on the Technology Acceptance Model (TAM) [57], NASA Task Load Index (TLX) [58], and pre- and post-study questionnaires that were previously used in similar studies [45], [47]. See our replication package for questionnaires and study protocol.

We conducted 33 studies in total. The initial 18 studies were conducted on a one-on-one basis, while some studies in the latter half (involving 15 participants) were carried out in group sessions, where two to five participants took part in the study simultaneously, with one author serving as the moderator. We took great care to ensure that participants did not interrupt each other or share their progress. However, we had to exclude data from one participant from the analysis because they did not follow the instructions for using the extension. We discovered this issue after the study, as this participant was part of the largest group session (with five participants).

## VI. RQ1: EFFECTS OF LLM INFORMATION SUPPORT TOOL

In this section, we test the effectiveness of using the LLM information support tool in understanding unfamiliar code.

### A. Data Collection

**Code understanding.** To evaluate the effectiveness of each condition, we used three measurements: (1) Task time: At the start of each task, we recorded the start time. When the participant finished each sub-task, the experimenter recorded the end time of each sub-task. (2) Task progress: We rated the correctness of the participants’ solution to each sub-task and measured how many sub-tasks they correctly implemented. (3) Understanding level: We cross-checked participants’ general understanding of the starter code by giving them sets of quiz questions about the APIs included in the starter code. Each set contained three questions, requiring an understanding of the functionalities of each API call. To measure the effect of using the LLM information support tool and search engines, we excluded the subtasks data if participants guessed the solution without using the tool or search engines before completing it.

**Prior knowledge.** To control for prior knowledge, we used self-reported measures of participants’ programming and do-

TABLE I: Task Performance Models

	Progress (1)	Time (2)	Understanding (3)	Progress Professionals	Progress Students
Constant	0.41 (0.49)	312.65 (185.33)	-1.81** (0.89)	-0.38 (0.68)	1.82** (0.83)
Uses extension	0.47*** (0.16)	-9.10 (57.26)	0.29 (0.28)	0.57** (0.22)	0.29 (0.25)
Task experience	0.13* (0.07)	23.14 (25.40)	0.41*** (0.12)	0.16 (0.09)	0.04 (0.11)
Programming ex.	-0.10 (0.12)	-23.67 (43.53)	0.20 (0.22)	0.01 (0.17)	-0.37* (0.21)
LLM familiarity	-0.01 (0.07)	7.70 (27.04)	-0.09 (0.14)	0.07 (0.11)	-0.10 (0.10)
$R^2$	0.173	0.022	0.202	0.341	0.137
Adjusted $R^2$	0.117	-0.046	0.148	0.243	0.010

Note: \*p &lt; 0.1; \*\*p &lt; 0.05; \*\*\*p &lt; 0.01.

TABLE II: Feature Usage Models

	Prompt (1)	followup (2)	All (3)
Constant	1.39*** (0.31)	-0.82 (0.69)	2.43*** (0.27)
LLM familiarity	0.19** (0.07)	0.38** (0.15)	0.11 (0.06)
Info. Comprh.	-0.04 (1.15)	0.44 (0.30)	-0.04 (0.13)
Learning Process	0.19 (1.14)	0.60** (0.29)	-0.12 (1.13)
$R^2$	0.262	0.283	0.165
Adj. $R^2$	0.184	0.206	0.075

Note: \*p &lt; 0.1; \*\*p &lt; 0.05; \*\*\*p &lt; 0.01.

main experience. We expected more experience in programming, especially in the specific domain, to lead to faster reading, understanding, and writing of code. We also collected participants' occupations as a proxy for their level of experience in programming and to understand how programming relates to their real-life implications.

**Experience in AI developer tools.** Crafting effective prompts for LLM-based tools requires extensive trial and error, even for NLP experts [59]–[61]. Therefore, we asked participants about their experience with LLM-based developer tools. We expected participants' familiarity with other tools to affect their usage of the LLM-based information support tool, especially the use of free-form queries, and lead to more effective use of the extension than participants without such experience.

### B. Methodology

To answer RQ1, we compared the effectiveness of using a LLM information support tool with traditional search engines for completing programming tasks. We employed regression models to estimate the effects of the LLM information support tool usage on three outcome variables. For the task progress and the code understanding, we employed quasi-Poisson models because we are modeling count variables, and for the task completion time, we used a linear regression model.

To account for potential confounding factors, we included task experience, programming experience, and LLM knowledge as control variables in our analysis. Finally, we used a dummy variable to indicate the condition (using the LLM information support tool vs. using search engines). We considered mixed-effects regression but used fixed effects only, since each participant and task appear only once in the two conditions (with and without the LLM information support tool). For example, for the task completion time response, we estimate the model:

$$\text{completion\_time} \sim \text{programming\_experience} + \text{task\_experience} + \text{LLM\_knowledge} + \text{uses\_tool}$$

The estimated coefficient for the tool usage variable indicates the effect of using the LLM information support tool while holding fixed the effects of programming experience, task experience, and LLM knowledge.

### C. Results

Table I (1)-(3) columns display the regression results for three response variables. The task progress model (1) shows a significant difference between the two conditions, with participants in the LLM information support tool condition completing statistically significantly more sub-tasks than those who used search engines. Controlling for experience levels and AI tool familiarity, participants completed 0.47 more subtasks in the LLM information support tool condition compared to the control condition. This indicates that the LLM information support tool may assist users in making more progress in their tasks than search engines.

On the other hand, models (2) and (3) fail to show any significant difference in completion time and code understanding quiz scores between the LLM information support tool condition and the control group. This suggests that users in the LLM information support tool condition do not complete their tasks at a sufficiently different speed or have a sufficiently different level of understanding than those in the control group, given the statistical power of our experiment.

In summary, the results suggest that the LLM information support tool may help users make more progress in their tasks without sacrificing their speed and code understanding abilities.

### D. Additional Analysis

After observing the significant effect of the LLM information support tool, we aimed to investigate this effect further by examining whether all participants equally benefited from the tool. Although interaction terms would have been the most straightforward choice for this investigation, we lacked sufficient data to estimate the interaction accurately. As an alternative, we divided the participants into two distinct groups based on their occupations (professionals and students) and estimated the effects of the LLM information support tool usage in each group. We opted for these groups as we did not have any prior theoretical framework to guide our grouping choices, and it provided a simple yet effective approach to group participants with multiple dimensions, including programming experience, skills, and attitude toward programming.

Table I-Professionals and -Students present the results of our additional analysis, which revealed that the impact of the LLM information support tool was significant only in the Professional group model and not in the Students group model. Specifically, professionals completed 0.57 more sub-tasks with LLM information support tool support compared to when they used search engines, whereas students did not experience significant benefits. These findings suggest that the degree of benefit provided by the LLM information support tool may vary depending on participants’ backgrounds or skills.

## VII. RQ2: LLM INFORMATION SUPPORT TOOL USAGE

In this section, we focus on how participants interacted with the LLM information support tool, their perception of the importance of different features, and how their general information processing and learning styles or experience with the AI tools impacted their usage.

### A. Usefulness of features

Figure 2 shows the types of ways in which participants were observed to be employing the LLM information support tool.

**Data.** To analyze the actual usage of the tool, we instrumented the LLM information support tool and recorded participants’ event and interaction logs. The logs allowed us to count the number of times participants triggered each feature. To supplement the usage data, participants were asked to rate the importance of each feature in a post-task survey. We used these ratings to triangulate their findings from the usage data.

**Results.** The `Overview` feature was the most frequently used method to interact with the LLM, with an average of 4.76 activations per participant. This feature required minimal effort, with just a single click, in contrast to other features that necessitated the formulation of queries by participants. Participants also frequently utilized `Prompt-context` (4.12 times) and `Prompt-followup` (2.88 times). General prompting without code context was used less frequently (1.27 times). While participants generally used buttons less frequently, some used them more frequently than queries, indicating personal preferences in query- and GUI-based interactions. Specifically, the `API` button was used 1.24 times, the `Concept` button 0.45 times, and the `Usage` button 0.24 times on average.

The reported importance of the features by participants (see Figure 3) generally corresponds to the observed usage data. Most of the participants responded that the ability to directly ask questions to the LLM was important, whereas their perceived usefulness of the buttons varied. The reported importance of the overview feature did not correspond to the actual usage, suggesting that participants may not have utilized the summary description provided by the overview but instead used it as context for further prompting or to activate buttons.

### B. Factors affecting feature usages

As anticipated from our pilot studies, we observed significant variability in participants’ usage of the LLM information support tool. We posited that this variability could be explained

by participants’ information processing style, learning style, and prior LLM-based tool experience.

To evaluate the factors that impact the utilization of our tool, we employed multiple linear regression analysis to measure the extent to which user characteristics could account for the variance in the use of LLM information support tool features by the participants. We constructed 3 different regression models; each one focused on one particular feature. For each analysis, the dependent variable was the frequency of use of that feature (group), while participants’ information processing style, learning style, and familiarity with AI developer tools were incorporated as independent variables to explain the variation in usage patterns.

**Data.** During the pilot studies, we observed that participants approached the tasks differently depending on their styles of information processing and learning, as observed in many previous studies on software documentation and debugging [22], [48], [62]. We also observed that when pilot participants are already heavy users of AI tools, they tend to reflect on their experience with other AI tools. Thus, we also asked participants to rate their experience on a 5 Likert scale.

**Hypotheses.** Out of two information processing styles [63]–[65], people who exhibit a “Selective information processor” tendency focus on the first promising option, pursuing it deeply before seeking additional information. On the other hand, people who are “Comprehensive information processors” tend to gather information broadly to form a complete understanding of the problem before attempting to solve it. Based on these processing styles, we hypothesized that Selective processors would utilize the LLM information support tool’s `Prompt-followup`, as they would prefer to use a depth-first strategy.

In terms of learning styles [64], [66], process-oriented learners prefer tutorials and how-to videos, while tinkerers like to experiment with features to develop their own understanding of the software’s inner workings. Consequently, we hypothesized that tinkerers would use the LLM information support tool less often, as they would prefer to tinker with the source code rather than collect information from the tool.

We also expected that participants who were already familiar with LLM-based tools would utilize the prompting in general, especially the chat feature (`Prompt-followup`), more frequently, as they would already be accustomed to using chat interfaces to interact with LLMs. Conversely, we posited that participants with less experience with such tools would use the buttons more, as prompt engineering might be less familiar to them and place greater cognitive demands on them.

**Results.** Table II presents the results of the multi-variable linear regression analysis conducted for three response variables in relation to the usage of the LLM information support tool.

The first model, the Prompts model (1), which uses the total count of participants using direct queries (`Prompt` + `Prompt-context` + `Prompt-followup`), reveals that developers who are more familiar with other AI developer tools are more likely to prompt the LLMs using natural language queries. This



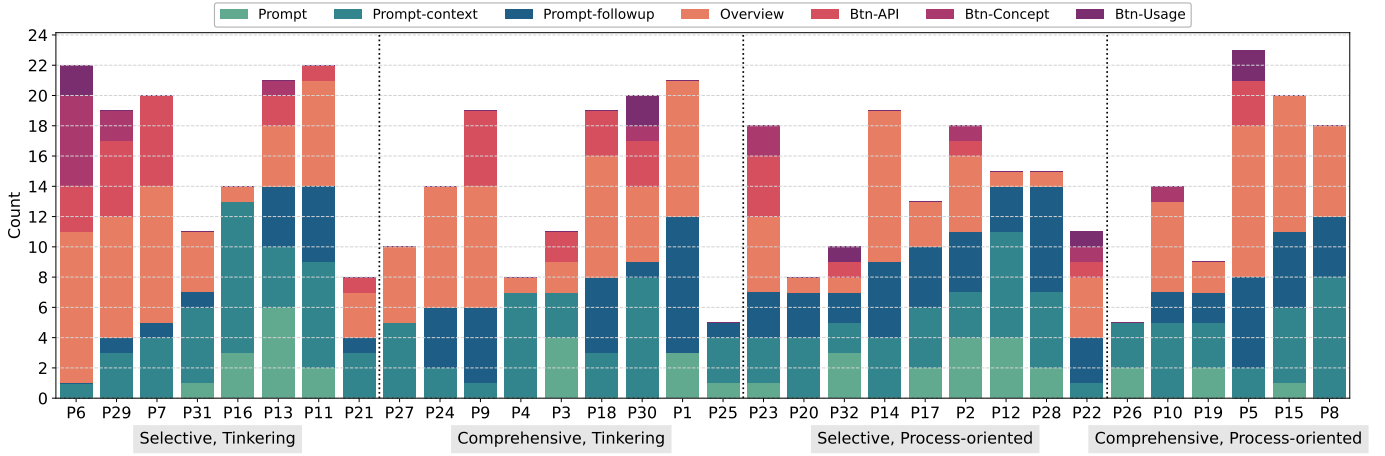


Fig. 2: Features usages of LLM information support tool. Each bar represents an individual participant. The participants are grouped by their information processing and learning styles.

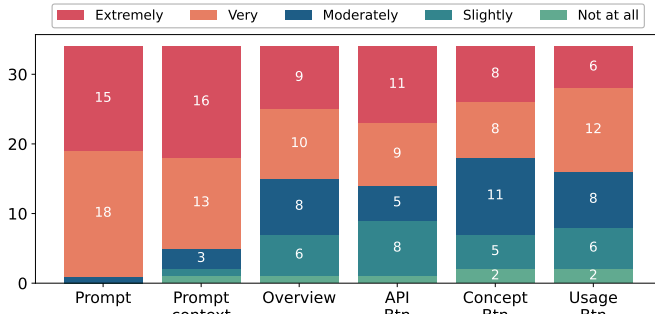


Fig. 3: Participants' report on the importance of LLM information support tool features.

result confirms our hypothesis that familiarity level influences developers' use of queries.

The familiarity level also has a statistically significant impact on follow-up queries, as shown in the follow-up model. However, we did not find any significant impact of participants' information processing style on their use of the LLM information support tool. This means that selective processors and comprehensive processors probed the LLMs similarly. This finding suggests that the follow-up feature in the LLM information support tool use might not be affected by participants' information processing styles. Nevertheless, the model shows a statistically significant correlation between participants' learning styles and follow-up feature usage. Specifically, process-oriented learners tend to probe LLMs more frequently in the study setting than tinkers. This result might indicate that process-oriented learners are more likely to learn thoroughly before proceeding to the next step, while tinkers tend to tinker with the code after getting the minimum amount of direction from the LLM information support tool.

Finally, the All model (3) indicates that there is no statistically significant difference between the information styles, learning styles, and familiarity levels in terms of overall usage of the LLM information support tool. This result suggests that the usage of the LLM information support tool does not

correlate with the user characteristics we hypothesized.

### VIII. RQ3: USER PERCEPTIONS

In this section, we investigate how participants perceived their experience of using the LLM information support tool. Specifically, we examine their perceived usefulness, usability, and cognitive load in comparison to the baseline approach of web search. Additionally, we explore their pain points and suggestions for improving the tool.

#### A. Comparison with Web Search

**Data.** To assess these factors, we employed two standard measures in our post-task survey. First, we utilized the Technology Acceptance Model (TAM) to evaluate participants' acceptance and adoption of the LLM information support tool and search engines for code understanding. The TAM is a widely used survey that assesses users' acceptance and adoption of new technologies. Second, we used the NASA Task Load Index (TLX) to measure the cognitive demand placed on participants when using the AI extension and search engines. The NASA TLX is a subjective measure of mental workload that considers several dimensions, including mental, physical, and temporal demand, effort, frustration, and performance.

**Results.** We used two-tailed paired t-tests to analyze their responses on the TLX and TAM scales.

The results of the TAM item comparisons are summarized in Figure 4. The paired t-tests indicated that there were significant differences in perceived usefulness and perceived usability scores between the two conditions ( $p < 0.001$ ). Specifically, participants rated the LLM information support tool higher on both dimensions than they did search engines.

Figure 5 shows the summary of TLX item comparisons. Paired t-tests revealed statistically significant differences between the tool and search engines in temporal demand ( $p < 0.05$ ) and performance ( $p < 0.05$ ) but not in other items. In other words, the participants felt less rushed when using the LLM information support tool than when using search engines,



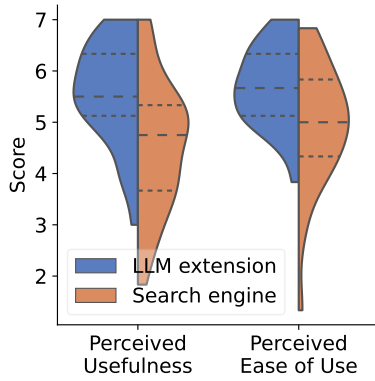


Fig. 4: Response to TAM items

and they felt more successful in accomplishing the task with the tool than with search engines.

Overall, the findings suggest that participants perceived the LLM information support tool as more useful and more usable than search engines. However, while the LLM information support tool performed better in terms of temporal demand and task performance, there were no significant differences in other aspects of user experience, such as mental demand, effort, frustration, or physical demand.

#### B. User Feedback

**Data.** In the post-task survey, we asked open-ended questions regarding (i) their general experience with using the LLM information support tool, (ii) the tool’s fit with the participants’ workflow, (iii) comparison with other tools, and (iv) opportunities for improvement. We conducted a thematic analysis [67] to analyze the answers. Initially, two authors separately performed open coding on the same set of 8 responses (25% of the entire data), and convened to discuss and merge the codes into a shared codebook. The first author coded the rest of the responses and discussed with the rest of the authors whenever new codes needed to be added. The full list of codes and representative quotes are available in our Appendix, and we discuss some of them here.

**Results.** The participants in this study reported several positive aspects of the tool, with the most notable being the in-IDE within-context setting. More than half of the participants appreciated the in-context setting, especially the reduction in context switching ([*Less context switching*]), the number of clicks needed, and the time spent browsing web pages when using search ([*Less information foraging*]).

Additionally, participants (e.g., P4, P31) valued the ability to prompt LLM with their code as context, which allowed them to tailor the LLM’s suggestions to their specific programming context ([*Context-adjusted response*]), e.g., “the extension generated code that could easily be used in the context of the task I was performing, without much modification. (P5)” Participants also found it extremely useful to prompt LLM with just code context ([*Context incorporation*]), as it allowed them to bypass the need to write proficient queries, a well-known challenge in information retrieval. P15 mentioned

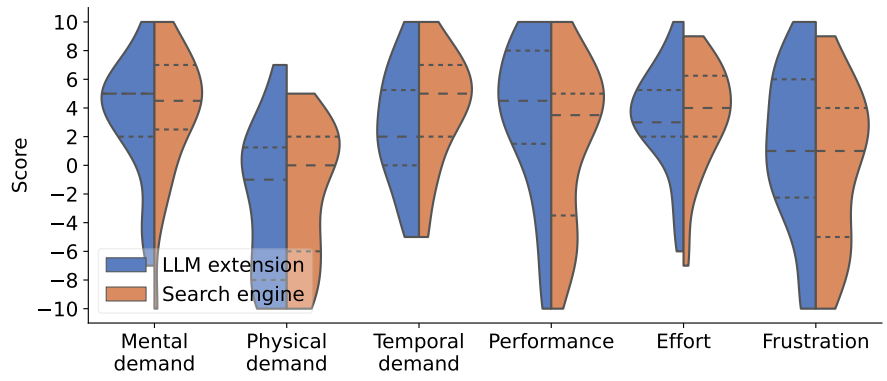


Fig. 5: Response to NASA TLX items

*“It’s nice not to need to know anything about the context before being effective in your search strategy.”*

Some participants, however, reported having a hard time finding a good prompt that could give them the desired response ([*Prompt dependency*]). Combined with the need for good prompts and the limitations of LLMs, this led some participants to report that the responses provided by the tool were occasionally inaccurate, reducing their productivity significantly. P28 summarized this issue well: “[*prototype*] was not able to give me the code that I was looking for, so it took up all my time (which I got very annoyed about). I think I just didn’t word the question well”

Participants had mixed opinions on the different features of the tool, especially the buttons. Some participants preferred to use “*different buttons for different types of information so I didn’t have to read a lot of text to find what I was looking for*” (P7), while others thought that was overkill and mentioned “*a simpler view would be nice*” (P8)

Compared with ChatGPT, 17 participants (out of 19 who answered) mentioned the advantages of our tool, with the *Prompt-context* feature being one of the main advantages. Participants expressed positive feelings about CoPilot but acknowledged that the tool had a different role than CoPilot and that they would be complementary to each other, e.g.: “*Copilot is a tool that I can complete mechanical works quickly, but [prototype] offers insight into more challenging tasks.*”(P29)

Many participants reported that the tool would be even more useful when combined with search engines, API documentation, or CoPilot ([*Other resources*]), as they provide different types of information than the tool. Having the ability to choose sources based on their needs would enhance their productivity by giving them control over the trade-offs, such as speed, correctness, and adaptability of the information.

## IX. THREATS TO VALIDITY

One potential concern with our study design is the task and library selection. We only used tasks that show visible outputs, which might have led participants to detect potential errors more easily, compared to other tasks, such as optimization or parallel programming. However, we believe that the tasks

we chose are representative of common programming errors that would need to be identified in real-world programming situations. Indeed, participants indicated in the final survey that the tasks were realistic and closely resembled real-world programming tasks. When we asked the participants in the post-task survey, both data visualization and 3d rendering tasks were reported to very or extremely closely resemble real-world tasks by 82% and 73% of the participants.

Similarly, the selection of libraries might have biased the study results. However, in selecting libraries for our study, we avoided using popular libraries that could unintentionally give an advantage to LLMs. We believe that the libraries we chose are of medium size and quality, and therefore represent a fair test of the LLM tools. However, it is possible that different libraries or larger codebases could produce different results.

Additionally, the laboratory setting may not fully capture the complexity of real-world programming tasks, which could impact the generalizability of our findings. Also, the time pressure participants could have felt, and the novelty effect in a lab setting could have changed how users interact with LLMs. Our sample size was relatively small, with 32 participants, and skewed towards those in academia. This may also limit the generalizability of our findings to more professional programmers. Future research with larger, more diverse samples is necessary to confirm and expand upon our results.

Our analysis also has the standard threats to statistical conclusion validity affecting regression models. Overall, we took several steps to increase the robustness of our estimated regression results. First, we removed outliers from the top 1% most extreme values. Second, we checked for multicollinearity using the Variation Influence Factor (VIF) and only kept variables having VIF lower than 2.5 following [68].

Another potential threat to the validity of our findings is the rapid pace of technological development in the field of LLM tools. It is possible that new breakthroughs could quickly render our findings obsolete. However, we used the most up-to-date LLM models available at the time of the submission, and expect that future versions of these tools will yield even better results due to their response quality and time.

## X. DISCUSSION AND IMPLICATIONS

We investigated the feasibility of using large language models (LLMs) to aid developers in understanding unfamiliar code. Our exploratory user study involved 32 participants and aimed to determine the extent to which LLM-powered generation-based methods could be helpful, how developers would use them, and whether they would find them satisfactory.

Our study results indicate that incorporating LLMs can be useful in enhancing developer productivity when it comes to understanding unfamiliar code. We found statistically significant differences in task progress, with participants completing more subtasks on average with the support of our LLM-powered tool than with search engines. However, we also observed that the degree of benefit differs by the participants' experience levels, which might introduce some side effects.

Additionally, we analyzed the usage strategies of LLMs for code understanding (RQ2) and found that they can vary significantly based on developers' learning styles and experience with other LLM-based developer tools. Although we did not observe differences also in information processing style, our results show that diverse developer characteristics should be considered when designing tools for code understanding.

Finally, our survey analysis (RQ3) indicates that developers generally have positive feelings towards LLM-powered generation-based information support tools, but also have concerns and pain points that need to be addressed before fully incorporating them into developer pipelines.

As a result, it is important to take precautions before incorporating LLMs into developer pipelines, and we discuss some of the implications here.

**Comprehension Outsourcing.** Our analysis revealed an intriguing finding regarding participants' behavior during the study, where some of them *outsourced* their code comprehension to the language model-based tool. This finding may offer an alternative explanation for the null results of completion time and understanding level. Participants could prompt the model at a higher level directly and did not need to read and fully comprehend the code before making changes. As one participant commented in the post-task survey, *"I was surprised by how little I had to know about (or even read) the starter code before I can jump in and make changes."*

Although this behavior was observed in the setting of a lab study and may not necessarily reflect how developers approach code comprehension in their daily work, it raises concerns about the potential impact of such a trend on code quality. Developers' heavy reliance on Stack Overflow, despite its known shortcomings in accuracy and currency [69], [70], underscores the need for caution before the widespread adoption of language model-based tools in code development.

**Need more research in UI.** Prompt engineering is a critical factor in obtaining accurate and helpful responses from LLMs, as confirmed by previous research and our own study participants. This task is inherently difficult because constructing effective queries requires a deep understanding of the issue at hand, which may be challenging for novices, who need the most support. In addition, compared to traditional web search, LLM users have less control over the quality of information produced by LLMs, and often have fewer options to choose from. Consequently, from our study, we observed that failures in constructing effective queries affect users *more* when they use LLM tools than when they use search engines.

Our usage analysis also suggests that developers with more LLM developer tool experience are already accustomed to the conversational UI and use it as the default option, even when other approaches are provided. Thus, we argue that active research on better UIs for LLM-based information support tools is needed before the conversational interface becomes too normalized and hard to change. This research should aim to explore various options that can support a diverse population of developers, given the challenges of prompt engineering and

the potential for limited user control over LLM outputs.

**The experience gap.** In our analysis, we primarily found that professional programmers were helped *more* by the tool than students. Students, who we assume to have less programming experience on average, tended to accept code suggested by the LLM with relatively little scrutiny and correspondingly made less progress. Professionals were better equipped to debug the model’s outputs and identify its useful aspects. This suggests that there is a significant need for tools to adapt to the experience level of their users, to help avoid steering less experienced programmers in directions that neither they nor the LLM are equipped to handle.

**Utilize more context.** One of the main advantages of the LLM information support tool reported by the participants is its ability to prompt the LLM with the code being edited as context. We believe that additional types of context can be leveraged to improve the tool’s utility, including project context (e.g., project scale and domain), system context (e.g., programming languages and target deployment environments), and personal context (e.g., programming expertise in libraries, and domains). By combining these contexts with proper back-end prompt engineering, the LLM information support tool will be able to provide relevant information to developers with minimal prompt engineering efforts.

**Need further investigations on the factors behind enhanced task completion.** Although our study confirmed that the LLM developer tool enhances developers’ task completion compared to using search engines, the underlying cause of this difference remains unclear. Despite our efforts to create a controlled experience, several factors differentiate our in-IDE plug-in from search engines, aside from the inclusion of LLMs. For example, although previous research investigating the incorporation of search into IDE did not find a statistically significant difference between the control and treatment groups [17], [71], the in-IDE design itself may have been more helpful than access to LLMs, as it potentially reduced context-switching. Thus, further studies are needed to gain a better understanding of the extent to which each benefit of our prototype can be attributed to these differences.

**Need further studies in real-world settings.** One possible explanation for the null results from RQ1 and RQ2 is the artificial setting of the lab study, where participants were encouraged to focus on small, specific task requirements instead of exploring the broader information dimension. Participants prioritized completing more tasks rather than fully understanding the code, as reported by participant P18 in their survey response: “[prototype] ..., which could definitely help one to tackle the task better if there weren’t under the timed-settings.” Thus, although our first study shed some light on the potential challenges and promises, to fully understand the implications of deploying this tool into general developer pipelines, it is necessary to observe how programmers use it in real-world settings with larger-scale software systems, less specific goals, and over a longer timeframe.

## XI. CONCLUSION

We presented the results of a user study that aimed to investigate the effectiveness of using LLMs to aid developers in code understanding. Our in-IDE prototype extension was designed with careful consideration of code context and multiple interaction approaches. The study results have demonstrated that the LLM information support tool significantly enhances developers’ ability to complete tasks compared to traditional information-seeking methods and web searches. Furthermore, participants reported positive experiences while using the LLM information support tool. At the same time, we also identified that the degree of benefits developers can get from the tool, and how developers like to interact with the tool can vary by their experience and learning styles. We believe that these findings can provide valuable insights for researchers and tool developers in designing and developing developer assistants that effectively utilize LLMs.

## XII. ACKNOWLEDGEMENT

This research was funded in part by the NSF under grant CCF-2007482. We would like to thank our participants for their time and input.

## REFERENCES

- [1] A. J. Ko, R. DeLine, and G. Venolia, “Information Needs in Collocated Software Development Teams,” *29th International Conference on Software Engineering (ICSE’07)*, pp. 1–10, 2007.
- [2] D. Piorkowski, A. Z. Henley, T. Nabi, S. D. Fleming, C. Scaffidi, and M. Burnett, “Foraging and navigations, fundamentally: developers’ predictions of value and cost,” ser. the 2016 24th ACM SIGSOFT International Symposium, 2016, pp. 97 – 108. [Online]. Available: <https://dl.acm.org/doi/pdf/10.1145/2950290.2950302>
- [3] A. J. Ko, B. A. Myers, M. J. Coblenz, and H. H. Aung, “An Exploratory Study of How Developers Seek, Relate, and Collect Relevant Information during Software Maintenance Tasks,” *IEEE Transactions on Software Engineering*, vol. 32, no. 12, pp. 971 – 987, 11 2006.
- [4] A. N. Meyer, L. E. Barton, G. C. Murphy, T. Zimmermann, and T. Fritz, “The Work Life of Developers: Activities, Switches and Perceived Productivity,” *IEEE Transactions on Software Engineering*, vol. 43, no. 12, pp. 1178–1193, 2017.
- [5] T. D. LaToza, G. Venolia, and R. DeLine, “Maintaining mental models: a study of developer work habits,” in *Proceedings of the 28th international conference on Software engineering*, 2006, pp. 492–501.
- [6] W. Maalej, R. Tiarks, T. Roehm, and R. Koschke, “On the Comprehension of Program Comprehension,” *ACM Transactions on Software Engineering and Methodology (TOSEM)*, vol. 23, no. 4, pp. 31 – 37, 09 2014.
- [7] “Chatgpt—openai,” <https://chat.openai.com/>, retrieved: 2013-05-05.
- [8] “Github copilot,” <https://github.com/features/copilot>, retrieved: 2013-05-05.
- [9] “Tabnine: Ai assistant for software developers,” <https://www.tabnine.com/>, retrieved: 2013-05-05.
- [10] A. Ziegler, E. Kalliamvakou, S. Simister, G. Sittampalam, A. Li, A. Rice, D. Rifkin, and E. Aftandilian, “Productivity Assessment of Neural Code Completion,” *arXiv*, 2022.
- [11] S. Imai, “Is github copilot a substitute for human pair-programming? an empirical study,” in *Proceedings of the ACM/IEEE 44th International Conference on Software Engineering: Companion Proceedings*, 2022, pp. 319–321.
- [12] J. T. Liang, C. Yang, and B. A. Myers, “Understanding the usability of ai programming assistants,” *arXiv preprint arXiv:2303.17125*, 2023.
- [13] P. Vaithilingam, T. Zhang, and E. L. Glassman, “Expectation vs. Experience: Evaluating the Usability of Code Generation Tools Powered by Large Language Models,” *CHI Conference on Human Factors in Computing Systems Extended Abstracts*, pp. 1–7, 2022.

- [14] X. Xia, L. Bao, D. Lo, P. S. Kochhar, A. E. Hassan, and Z. Xing, "What do developers search for on the web?" *Empirical Software Engineering*, vol. 22, pp. 3149–3185, 2017.
- [15] L. Ponzanelli, A. Bacchelli, and M. Lanza, "Seahawk: Stack Overflow in the IDE," *2013 35th International Conference on Software Engineering (ICSE)*, pp. 1295–1298, 2013.
- [16] C. Barnaby, K. Sen, T. Zhang, E. Glassman, and S. Chandra, "Exempla Gratis (E.G.): Code Examples for Free," *arXiv*, 2020.
- [17] H. Li, X. Zhao, Z. Xing, L. Bao, X. Peng, D. Gao, and W. Zhao, "amassist: In-ide ambient search of online programming resources," in *2015 IEEE 22nd International Conference on Software Analysis, Evolution, and Reengineering (SANER)*. IEEE, 2015, pp. 390–398.
- [18] E. Aghajani, C. Nagy, O. L. Vega-Márquez, M. Linares-Vásquez, L. Moreno, G. Bavota, and M. Lanza, "Software documentation issues unveiled." *ICSE*, 2019.
- [19] L. Pascarella and A. Bacchelli, "Classifying code comments in java open-source software systems," in *2017 IEEE/ACM 14th International Conference on Mining Software Repositories (MSR)*. IEEE, 2017, pp. 227–237.
- [20] A. Head, C. Sadowski, E. Murphy-Hill, and A. Knight, "When not to comment: questions and tradeoffs with api documentation for c++ projects," in *Proceedings of the 40th International Conference on Software Engineering*, 2018, pp. 643–653.
- [21] W. G. Lutters and C. B. Seaman, "Revealing actual documentation usage in software maintenance through war stories," *Information and Software Technology*, vol. 49, no. 6, pp. 576–587, 2007.
- [22] M. Meng, S. Steinhardt, and A. Schubert, "How developers use API documentation: an observation study," *dl.acm.org*, 2018.
- [23] G. Uddin and M. P. Robillard, "How api documentation fails," *Ieee software*, vol. 32, no. 4, pp. 68–75, 2015.
- [24] G. C. Murphy, "Beyond integrated development environments: adding context to software development," in *2019 IEEE/ACM 41st international conference on software engineering: new ideas and emerging results (ICSE-NIER)*. IEEE, 2019, pp. 73–76.
- [25] A. J. Ko, R. DeLine, and G. Venolia, "Information needs in collocated software development teams," in *29th International Conference on Software Engineering (ICSE'07)*. IEEE, 2007, pp. 344–353.
- [26] W. Maalej and M. P. Robillard, "Patterns of knowledge in api reference documentation," *IEEE Transactions on Software Engineering*, vol. 39, no. 9, pp. 1264–1282, 2013.
- [27] J. Sillito, G. C. Murphy, and K. D. Volder, "Asking and answering questions during a programming change task," *IEEE Trans. Software Eng.*, vol. 34, no. 4, pp. 434–451, 2008. [Online]. Available: <https://doi.org/10.1109/TSE.2008.26>
- [28] K. Thayer, S. E. Chasins, and A. J. Ko, "A theory of robust api knowledge," *ACM Transactions on Computing Education (TOCE)*, vol. 21, no. 1, pp. 1–32, 2021.
- [29] T. Zhang, B. Hartmann, M. Kim, and E. L. Glassman, "Enabling data-driven API design with community usage data: A need-finding study," in *CHI '20: CHI Conference on Human Factors in Computing Systems, Honolulu, HI, USA, April 25-30, 2020*, R. Bernhaupt, F. F. Mueller, D. Verweij, J. Andres, J. McGrenere, A. Cockburn, I. Avellino, A. Goguey, P. Bjøn, S. Zhao, B. P. Samson, and R. Kocielnik, Eds. ACM, 2020, pp. 1–13. [Online]. Available: <https://doi.org/10.1145/3313831.3376382>
- [30] J. Lawrance, C. Bogart, M. Burnett, R. Bellamy, K. Rector, and S. D. Fleming, "How programmers debug, revisited: An information foraging theory perspective," *IEEE Transactions on Software Engineering*, vol. 39, no. 2, pp. 197–215, 2010.
- [31] L. Freund, "Contextualizing the information-seeking behavior of software engineers," *Journal of the Association for Information Science and Technology*, vol. 66, no. 8, pp. 1594–1605, 2015.
- [32] J. Brandt, P. J. Guo, J. Lewenstein, M. Dontcheva, and S. R. Klemmer, "Two studies of opportunistic programming: interleaving web foraging, learning, and writing code," in *Proceedings of the SIGCHI Conference on Human Factors in Computing Systems*, 2009, pp. 1589–1598.
- [33] N. Rao, C. Bansal, T. Zimmermann, A. H. Awadallah, and N. Nagappan, "Analyzing web search behavior for software engineering tasks," in *2020 IEEE International Conference on Big Data (Big Data)*. IEEE, 2020, pp. 768–777.
- [34] J.-C. Chen and S.-J. Huang, "An empirical analysis of the impact of software development problem factors on software maintainability," *Journal of Systems and Software*, vol. 82, no. 6, pp. 981–992, 2009.
- [35] M. P. Robillard, "What makes apis hard to learn? answers from developers," *IEEE software*, vol. 26, no. 6, pp. 27–34, 2009.
- [36] M. P. Robillard and R. Deline, "A field study of api learning obstacles," *Empirical Software Engineering*, vol. 16, no. 6, pp. 703–732, 2011.
- [37] J. D. Arthur and K. T. Stevens, "Document quality indicators: A framework for assessing documentation adequacy," *Journal of Software Maintenance: Research and Practice*, vol. 4, no. 3, pp. 129–142, 1992.
- [38] A. Dautovic, "Automatic assessment of software documentation quality," in *2011 26th IEEE/ACM International Conference on Automated Software Engineering (ASE 2011)*. IEEE, 2011, pp. 665–669.
- [39] E. Aghajani, C. Nagy, O. L. Vega-Márquez, M. Linares-Vásquez, L. Moreno, G. Bavota, and M. Lanza, "Software documentation issues unveiled," in *2019 IEEE/ACM 41st International Conference on Software Engineering (ICSE)*. IEEE, 2019, pp. 1199–1210.
- [40] M. Meng, S. Steinhardt, and A. Schubert, "Application programming interface documentation: What do software developers want?" *Journal of Technical Writing and Communication*, vol. 48, no. 3, pp. 295–330, 2018.
- [41] F. F. Xu, U. Alon, G. Neubig, and V. J. Hellendoorn, "A Systematic Evaluation of Large Language Models of Code," *arXiv*, 2022.
- [42] H. Mozannar, G. Bansal, A. Fourny, and E. Horvitz, "Reading Between the Lines: Modeling User Behavior and Costs in AI-Assisted Programming," *arXiv*, 2022.
- [43] S. Barke, M. B. James, and N. Polikarpova, "Grounded Copilot: How Programmers Interact with Code-Generating Models," *arXiv*, 2022.
- [44] A. Sarkar, A. D. Gordon, C. Negreanu, C. Poelitz, S. S. Ragavan, and B. Zorn, "What is it like to program with artificial intelligence?" *arXiv*, 2022.
- [45] S. I. Ross, F. Martinez, S. Houde, M. Muller, and J. D. Weisz, "The Programmer's Assistant: Conversational Interaction with a Large Language Model for Software Development," *arXiv*, 2023.
- [46] "Github copilot x: The ai-powered developer experience," <https://github.com/features/preview/copilot-x>, retrieved: 2013-05-05.
- [47] K. Thayer, S. E. Chasins, and A. J. Ko, "A Theory of Robust API Knowledge," *ACM Transactions on Computing Education*, vol. 21, no. 1, pp. 1–32, 2021.
- [48] M. Meng, S. Steinhardt, and A. Schubert, "Application Programming Interface Documentation: What Do Software Developers Want?," *Journal of Technical Writing and Communication*, vol. 48, no. 3, pp. 295 – 330, 07 2017.
- [49] T. D. LaToza, D. Garlan, J. D. Herbsleb, and B. A. Myers, "Program comprehension as fact finding," in *Proceedings of the the 6th joint meeting of the European software engineering conference and the ACM SIGSOFT symposium on The foundations of software engineering*, 2007, pp. 361–370.
- [50] E. Duala-Ekoko and M. P. Robillard, "The information gathering strategies of api learners," Technical report, TR-2010.6, School of Computer Science, McGill University, Tech. Rep., 2010.
- [51] "Bokeh," [about:blank](http://bokeh.pydata.org/en/latest/), retrieved: 2013-05-05.
- [52] "Open3d – a modern library for 3d data processing," <http://www.open3d.org/>, retrieved: 2013-05-05.
- [53] G. E. Box, W. H. Hunter, S. Hunter *et al.*, *Statistics for experimenters*. John Wiley and sons New York, 1978, vol. 664.
- [54] M. M. Hamid, A. Chatterjee, M. Guizani, A. Anderson, F. Moussaoui, S. Yang, I. Escobar, A. Sarma, and M. Burnett, "How to measure diversity actionably in technology," *Equity, Diversity, and Inclusion in Software Engineering: Best Practices and Insights*, 2023.
- [55] "Github codespaces," <https://github.com/features/codespaces>, retrieved: 2013-05-05.
- [56] M. C. Davis, E. Aghayi, T. D. LaToza, X. Wang, B. A. Myers, and J. Sunshine, "What's (not) working in programmer user studies?" *ACM Transactions on Software Engineering and Methodology*, 2022.
- [57] Y. Lee, K. A. Kozar, and K. R. Larsen, "The technology acceptance model: Past, present, and future," *Communications of the Association for information systems*, vol. 12, no. 1, p. 50, 2003.
- [58] S. G. Hart and L. E. Staveland, "Development of nasa-tlx (task load index): Results of empirical and theoretical research," in *Advances in psychology*. Elsevier, 1988, vol. 52, pp. 139–183.
- [59] J.-B. Döderlein, M. Acher, D. E. Khelladi, and B. Combemale, "Piloting Copilot and Codex: Hot Temperature, Cold Prompts, or Black Magic?" *arXiv*, 2022.
- [60] P. Denny, V. Kumar, and N. Giacaman, "Conversing with Copilot: Exploring Prompt Engineering for Solving CS1 Problems Using Natural Language," *arXiv*, 2022.

- [61] J. Zamfirescu-Pereira, R. Y. Wong, B. Hartmann, and Q. Yang, "Why johnny can't prompt: how non-ai experts try (and fail) to design llm prompts," in *Proceedings of the 2023 CHI Conference on Human Factors in Computing Systems*, 2023, pp. 1–21.
- [62] L. Beckwith, C. Kissinger, M. Burnett, S. Wiedenbeck, J. Lawrance, A. Blackwell, and C. Cook, "Tinkering and gender in end-user programmers' debugging," in *Proceedings of the SIGCHI conference on Human Factors in computing systems*, 2006, pp. 231–240.
- [63] W. K. Darley and R. E. Smith, "Gender differences in information processing strategies: An empirical test of the selectivity model in advertising response," *Journal of advertising*, vol. 24, no. 1, pp. 41–56, 1995.
- [64] M. Burnett, S. Stumpf, J. Macbeth, S. Makri, L. Beckwith, I. Kwan, A. Peters, and W. Jernigan, "Gendermag: A method for evaluating software's gender inclusiveness," *Interacting with Computers*, vol. 28, no. 6, pp. 760–787, 2016.
- [65] V. I. Grigoreanu, M. M. Burnett, and G. G. Robertson, "A strategy-centric approach to the design of end-user debugging tools," in *Proceedings of the SIGCHI Conference on Human Factors in Computing Systems*, 2010, pp. 713–722.
- [66] D. N. Perkins, C. Hancock, R. Hobbs, F. Martin, and R. Simmons, "Conditions of learning in novice programmers," *Journal of Educational Computing Research*, vol. 2, no. 1, pp. 37–55, 1986.
- [67] V. Clarke and V. Braun, "Teaching thematic analysis: Overcoming challenges and developing strategies for effective learning," *The psychologist*, vol. 26, no. 2, pp. 120–123, 2013.
- [68] R. Johnston, K. Jones, and D. Manley, "Confounding and collinearity in regression analysis: a cautionary tale and an alternative procedure, illustrated by studies of british voting behaviour," *Quality & quantity*, vol. 52, pp. 1957–1976, 2018.
- [69] T. Zhang, G. Upadhyaya, A. Reinhardt, H. Rajan, and M. Kim, "Are code examples on an online q&a forum reliable? a study of api misuse on stack overflow," in *Proceedings of the 40th international conference on software engineering*, 2018, pp. 886–896.
- [70] Y. Wu, S. Wang, C.-P. Bezemer, and K. Inoue, "How do developers utilize source code from stack overflow?" *Empirical Software Engineering*, vol. 24, pp. 637–673, 2019.
- [71] J. Brandt, M. Dontcheva, M. Weskamp, and S. R. Klemmer, "Example-centric programming: integrating web search into the development environment," in *Proceedings of the SIGCHI Conference on Human Factors in Computing Systems*, 2010, pp. 513–522.

## APPENDIX

TABLE III: An example code context and the information that can be provided by our tool given the code.

Code Context	
Selected code	<pre> bunny = o3d.data.BunnyMesh() bunny_mesh = o3d.io.read_triangle_mesh(bunny.path) bunny_mesh.compute_vertex_normals() bunny_mesh.transform([[1, 0, 0, 0], [0, -1, 0, 0], [0, 0, -1, 0], [0, 0, 0, -1]]) bunny_mesh.translate([2.5, 2.1, 1.2]) </pre>
One-click Prompting	
Overview	This code loads a mesh of a bunny, computes its vertex normals, applies a transformation matrix to invert and translate it.
API	<ul style="list-style-type: none"> <li>- The first line of code loads the bunny mesh from the open3d data module.</li> <li>- The second line reads the triangle mesh of the bunny from the file path.</li> <li>- The third line computes the vertex normals of the bunny mesh, which are used to determine the orientation of each vertex with respect to the surface of the mesh.</li> <li>- The fourth line applies a transformation matrix to the bunny mesh using the <code>transform</code> function. The matrix used in this case is a 4x4 matrix that performs a reflection along the x-axis, followed by a reflection along the y-axis, and finally a reflection along the z-axis. This effectively inverts the bunny mesh.</li> <li>- The fifth line applies a translation to the bunny mesh using the <code>translate</code> function. The translation vector used in this case is [2.5, 2.1, 1.2], which moves the bunny mesh 2.5 units along the x-axis, 2.1 units along the y-axis, and 1.2 units along the z-axis.</li> </ul>
Concept	<p>Here are 3 domain concepts that might be useful to know.</p> <ul style="list-style-type: none"> <li>- Mesh: A mesh is a collection of vertices, edges, and faces that define the shape of a 3D object. In open3d, a mesh is represented by a <code>TriangleMesh</code> object.</li> <li>- Vertex Normals: Vertex normals are vectors that are perpendicular to the surface of a mesh at each vertex. They are used to determine how light interacts with the surface of the mesh.</li> <li>- Transformation Matrix: A transformation matrix is a mathematical matrix that is used to transform a 3D object. In open3d, a transformation matrix is represented by a 4x4 matrix, where the first three columns represent the rotation and scaling of the object, and the last column represents the translation.</li> </ul>
Usage	<p>Here is a open3d code example.</p> <pre> <b>import</b> open3d as o3d  <i># Load a mesh of a bunny</i> bunny = o3d.data.BunnyMesh() bunny_mesh = o3d.io.read_triangle_mesh(bunny.path)  <i># Compute vertex normals</i> bunny_mesh.compute_vertex_normals()  <i># Apply transformation matrix to invert and translate the bunny mesh</i> transformation_matrix = [[1, 0, 0, 0], [0, -1, 0, 0], [0, 0, -1, 0], [0, 0, 0, -1]] bunny_mesh.transform(transformation_matrix) bunny_mesh.translate([2.5, 2.1, 1.2])  <i># Visualize the transformed bunny mesh</i> o3d.visualization.draw_geometries([bunny_mesh]) </pre> <p>This code loads a mesh of a bunny, computes its vertex normals, applies a transformation matrix to invert and translate it, and finally visualizes the transformed bunny mesh.</p>
Query Prompting	
Query	How can I move bunny to sit upright?
Response	<p>In this code, the bunny mesh is transformed using a 4x4 transformation matrix. To move the bunny to sit upright, you can apply a rotation transformation to the mesh. For example, you can rotate the mesh 90 degrees around the x-axis by using the following transformation matrix:</p> <pre> [[1, 0, 0, 0],  [0, 0, 1, 0],  [0, -1, 0, 0],  [0, 0, 0, 1]] </pre> <p>You can apply this transformation to the bunny mesh using the <code>transform</code> method:</p> <pre> bunny_mesh.transform([[1, 0, 0, 0], [0, 0, 1, 0], [0, -1, 0, 0], [0, 0, 0, 1]]) </pre> <p>This will rotate the bunny mesh 90 degrees around the x-axis, making it sit upright.</p>

TABLE IV: Participants’ feedback codebook. The codes discussed in the paper are underlined>.

	Code & Description	Representative Quote
Pros	<b>[Reduced initial apprehension effort]</b> The tool helps identify what to look for.	The generated explanation of the code really helped to reduce the initial apprehensions one has while working with a new code base. I feel like I was able to identify which sections of the code I need to modify much faster with the extension, even though I have no prior knowledge of 3D rendering. (P25)
	<b>[Context-adjusted response]</b> The tool provides code or explanation that is tailored to the user code.	Biggest difference using AI-based VS code extension is that the given solutions are specific to the code you are actually writing, whereas searching the web are usually more general solutions. (P32)
	<b>[Amazement]</b> General positive reaction for a new tool.	I was surprised how good the explanations were, how tailored it was to the code, how easily it could make the changes that were required, and how fitting the answers were. (P12)
	<b>[Interactivity]</b> Interactivity of the tool helps probing LLM.	The AI-based extension can be more interactive than search engines by maintaining conversation history. (P5)
	<b>[Less context switching]</b> The tool does not break the workflow and saves clicks as it is integrated in IDE.	... I can accomplish everything within the IDE without having to context switch to other resources (P3)
	<b>[Sufficient library details]</b> The tool provides enough information to learn unfamiliar libraries.	AI-based code extension was useful in a sense that it could also provide some details on concept, which could definitely help one to better tackle the task if there weren’t under the timed-settings. (P28)
	<b>[Context incorporation]</b> The tool provides the ability to easily incorporate the context	(LLM-based AI programming tool is) better (than search engines). Since I don’t need to come up with the good searching words (P20)
Mixed	<b>[Varying granularity]</b> The tool provides the ability to prompt about code at different granularity	Being able to change your level of insight was helpful (highlighting certain portions of code vs overall knowledge about the entire program (P15)
	<b>[Less information foraging]</b> The tool reduces the need for information foraging.	The main advantage for me is in circumventing the reading of the documentation. Official documentation of e.g., python libraries, is often lacking examples or short and concise explanations. For this reason, I often resort to stack overflow, in search of usage examples. The ability to highlight an unknown line of code and know immediately what it does can therefore be incredibly valuable. (P24)
	<b>[Required knowledge level for tool utility]</b> The tool is more useful when a user <u>has / does not have</u> existing knowledge.	It would be more useful when I learn a new library/PL. (P13) AI based are more helpful when you already know what the outcome should be (P11)
Mixed	<b>[User interface]</b> The user interface of the tool is <u>usable / can be improved</u> .	I liked the different buttons for different types of information so I didn’t have to read a lot of text to find what I was looking for (P7) A simpler view would be nice, I felt like there were too many features which could get some time to get used to. (P8)
	<b>[Pull-based interaction]</b> Pull-based interaction is <u>useful / not useful</u> .	When it comes to small snippets of code, GitHub Copilot’s autocomplete is faster as it automatically suggests what I’m supposed to type next. But I can’t actually ask co-pilot follow up questions, which I can do in the ai-based vs code extension, and that makes it really helpful. (P1)
Cons	<b>[No correctness guarantee]</b> The lack of trust and correctness guarantee of the LLM outputs.	Using the AI-based extension, we can get a response much faster but there’s always an underlying doubt in our mind regarding whether the information provided is 100% factual or useful. (P24)
	<b>[Prompt dependency]</b> The quality of the LLM-generated information depends on well-crafted prompts.	AI-based VS code extension was not able to give me the code that I was looking for, so it took up all my time (which I got very annoyed about). I think I just didn’t word the question well. (P28)
	<b>[Information diversity]</b> The tool provides less diverse information compared to search engine results.	Stack overflow provides user historical comments and may be important for different approaches to the same problem. (P30)
Suggestions	<b>[Other resources]</b> Add (links to) other relevant resources like documentation and Stack Overflow posts.	I hope it can be combined with a documentation of the library, which makes it more accurate when providing descriptions of a method. (P21)
	<b>[LLM debugging capability]</b> Ability to debug or auto-repair LLM outputs	The ability to interactively debug incorrect AI-proposed solutions would be helpful. (P5)
	<b>[LLM performance]</b> Use more powerful and faster underlying LLM	They were both quite verbose even when a single line would’ve sufficed. (P24)
	<b>[Explainability]</b> Add ability to provide the rationale behind the LLM outputs	I think it may be better if we could understand the why aspect of the code. For example, when I used the extension for the 4th sub-task in the second task, it output me ~15 lines of code and this was entirely new to me. It would be much better if I understood why I even got such code and where do I insert it in my existing code. (P10)