

# Custom DNN using Reward Modulated Inverted STDP Learning for Temporal Pattern Recognition

Vijay Shankaran Vivekanand, *Member, IEEE*, Rajkumar Kubendran, *Member, IEEE*

## Abstract

Temporal spike recognition plays a crucial role in various domains, including anomaly detection, keyword spotting and neuroscience. This paper presents a novel algorithm for efficient temporal spike pattern recognition on sparse event series data. The algorithm leverages a combination of reward-modulatory behavior, Hebbian and anti-Hebbian based learning methods to identify patterns in dynamic datasets with short intervals of training. The algorithm begins with a preprocessing step, where the input data is rationalized and translated to a feature-rich yet sparse spike time series data. Next, a linear feed forward spiking neural network processes this data to identify a trained pattern. Finally, the next layer performs a weighted check to ensure the correct pattern has been detected. To evaluate the performance of the proposed algorithm, it was trained on a complex dataset containing spoken digits with spike information and its output compared to state-of-the-art.

## I. INTRODUCTION

**S**PIKING neural networks (SNNs) are emerging as an exemplary standard for understanding the techniques used by the brain to process and store information. Rather than relying on firing rates like rate-based neural networks, SNNs operate on temporal spike specificity allowing for more bio-realistic calculations. The bigger challenge here lies in developing efficient and robust algorithms that can recognize distinct temporal sequences in real-time.

In this paper, we present an original temporal spike recognition algorithm that has underlying principles derived from the functioning of the brain. These principles include but are not limited to reward modulation, Hebbian (STDP) [1] and Anti-Hebbian (i-STDP) based learning, with loose inspiration from the Hierarchy Of Time Surfaces (HOTS) architecture [2]. Along with the learning rules, our algorithm efficiently incorporates temporal information in the form of spike timing.

This paper is organized as follows. Section 2 provides a background. Sections 3 and 4 describe the implementation of. Section 5 provides the benchmarking results of. Section 6 summarizes our contributions and possible future work.

mds

July 12,2023

## II. METHODOLOGY

### A. Criterion to Satisfy

The proposed solution uses a 3-layer network to identify a specific spike pattern across multiple channels with support for multiple spikes per channel. All 3 layers have different functionalities helping us achieve spike sequence recognition based on the 5 criteria below:

- 1) Equal Contribution: All spikes from any channel should make an equal contribution to the final output
- 2) Removal of Spikes: The pattern must not be recognized if any one/multiple spike inputs are missing.
- 3) Rejection of Spike Order Change: The expected spikes must be tied to a channel i.e., any expected spike on any unexpected channel should not be recognized
- 4) Jitter Tolerance: While detecting incoming spikes the algorithm should be jitter tolerant allowing for minor variations in spike timing.
- 5) Additional Spikes: Addition of extra spikes out of place should be handled under two possible outcomes depending on when the additional spikes arrive:
  - If the extra spikes are far away from the expected sequence, then we should still be able to detect the trained spike pattern.
  - If the extra spikes are close to the expected sequence, then we should not detect the trained spike sequence.

### B. Innovations Proposed

The primary innovations in this proposed work are,

- 1) Using reward modulation in the first layer to select expected spikes (excitatory reward) while punishing unexpected spikes (inhibitory reward)

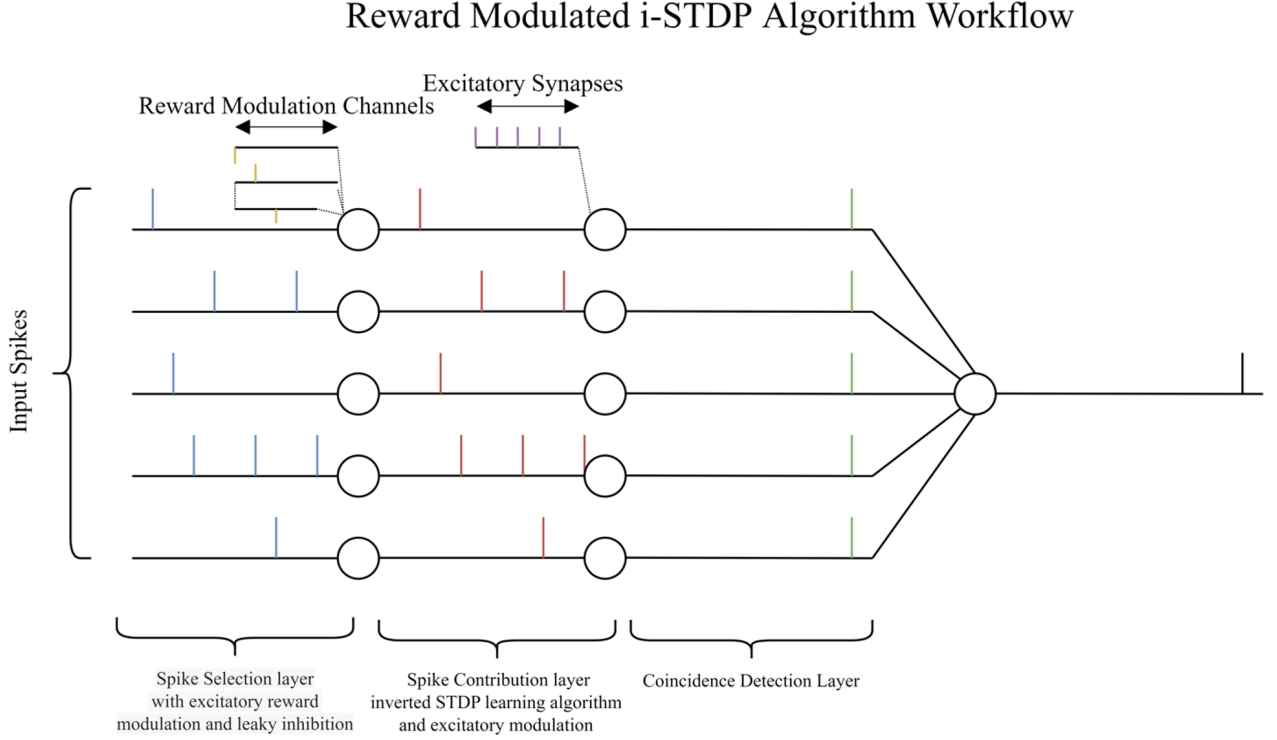


Fig. 1: Figure depicting the base architecture of the 3-layer 5-channel detection algorithm. Layer 1 is used for spike selection, layer 2 calculates spike contribution and layer 3 calculates channel contribution and provides a verdict on whether the pattern is recognized.

- 2) Using inverted STDP learning rule and excitatory reward in the second layer to allow filtered spikes from each channel to register an output event around the same time with a tight window for jitter tolerance.
- 3) Using coincidence detection in the third layer for registering the final output event (pattern recognition success/failure) by checking output event times of the second layer from all channels

### C. Platform of Choice

With multiple hyperparameters available for tuning the performance, we have successfully recognized a wide variety of spike patterns. The software model uses the **Intel Lava Loihi** [3] platform, to implement a completely asynchronous algorithm on neuromorphic hardware using the following equations for Synaptic Current and Membrane Voltage:

$$I_{syn}[t] = I_{syn}[t - 1] * (1 - du) + G_{syn} * Spike_{in} \quad (1)$$

$$V_{mem}[t] = V_{mem}[t - 1] * (1 - dv) + I_{syn}[t] + bias \quad (2)$$

where:

$I_{syn}$  is synaptic current

$V_{mem}$  is membrane voltage

$du$  is current decay factor

$dv$  is voltage decay factor

$G_{syn}$  is synaptic weight

$Spike_{in}$  is probability of spike (0/1)

$bias$  is constant voltage bias applied

### D. First Layer – Spike Selection Layer

In a spiking neural network (SNN), a reward-modulated spike selection layer is a component that combines the principles of reinforcement learning with spike-based processing. This layer is designed to select and prioritize spikes or events based

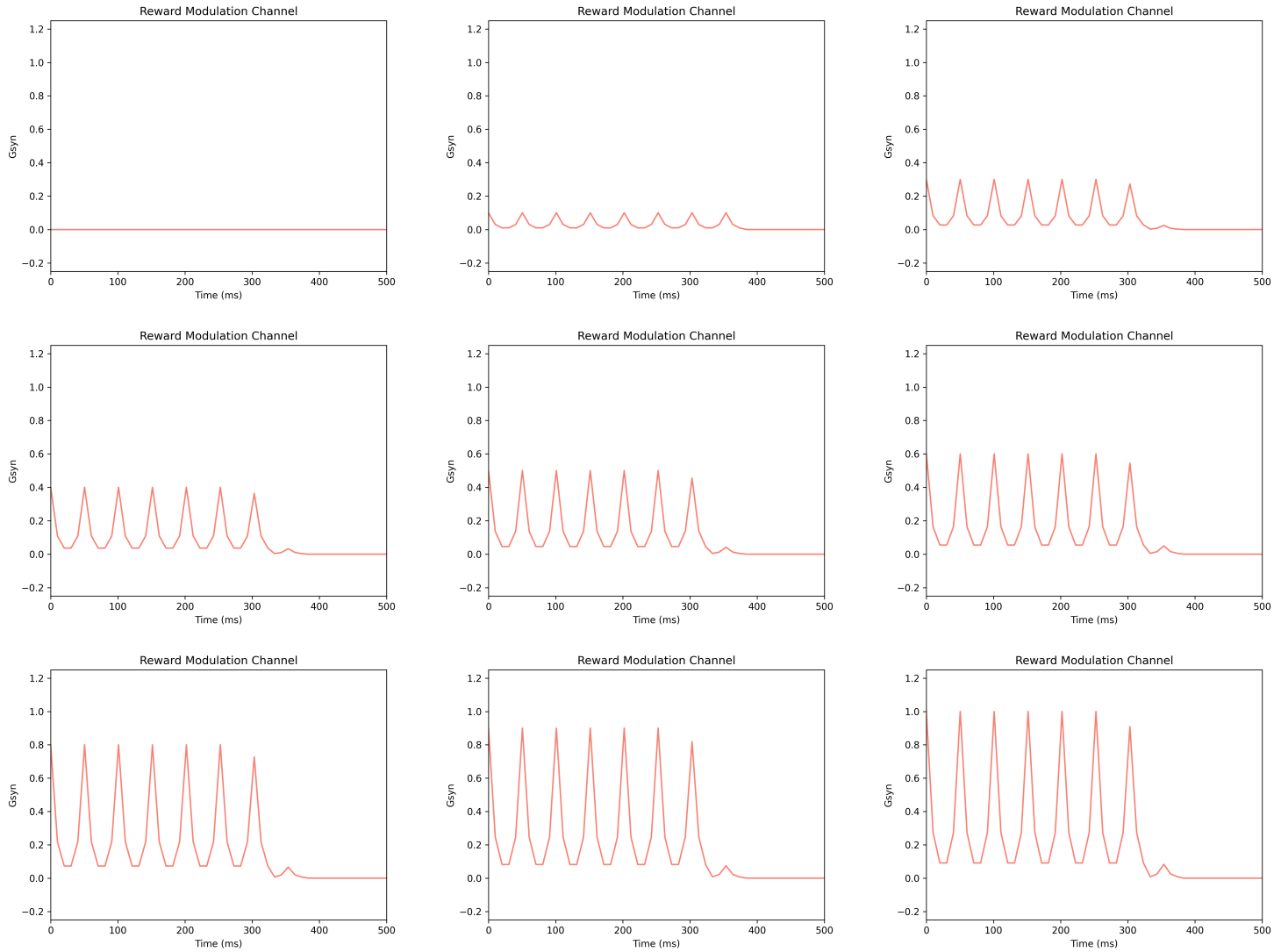


Fig. 2: Figure showcasing the evolution of reward channels through epochs. Once the convergence occurs, threshold is applied on the normalized rewards connected to the first layer neurons for precise spike selection.

on a reward signal, which is typically provided by an external agent or a reward mechanism within the network.

There are several reward channels per input channel that can be trained to expect an input spike at a certain instance of time completely independent of the actual input spike. This training allows the reward channel to provide an excitatory response only when the input spike is expected to arrive (STDP) as shown in Fig. 2. If the expected input spike arrives when the reward channels are exhibiting an excitatory response, then the membrane voltage of the neuron is excited enough to generate a spike to the next layer. If the input spike arrives out of sync, the reward channels have an inhibitory response which ensures that the excitation in the membrane voltage is not enough to produce a spike thus filtering out input spikes that are not expected.

The reward-modulated spike selection layer in an SNN has several advantages. It enables the network to focus on the most relevant spikes or events for the given task, improving computational efficiency and reducing the processing load. Additionally, it allows the network to learn and adapt its spike selection strategy based on the reward signal, leading to improved performance and the ability to optimize for specific objectives.

Overall, the reward-modulated spike selection layer in an SNN combines the principles of reinforcement learning with spike-based processing, enabling the network to select and prioritize temporal patterns in spike trains, allowing for more accurate and robust recognition. The combination of Hebbian and anti-Hebbian learning provides a powerful mechanism for the network to adapt its synaptic connections based on the temporal dynamics of the input spike trains.

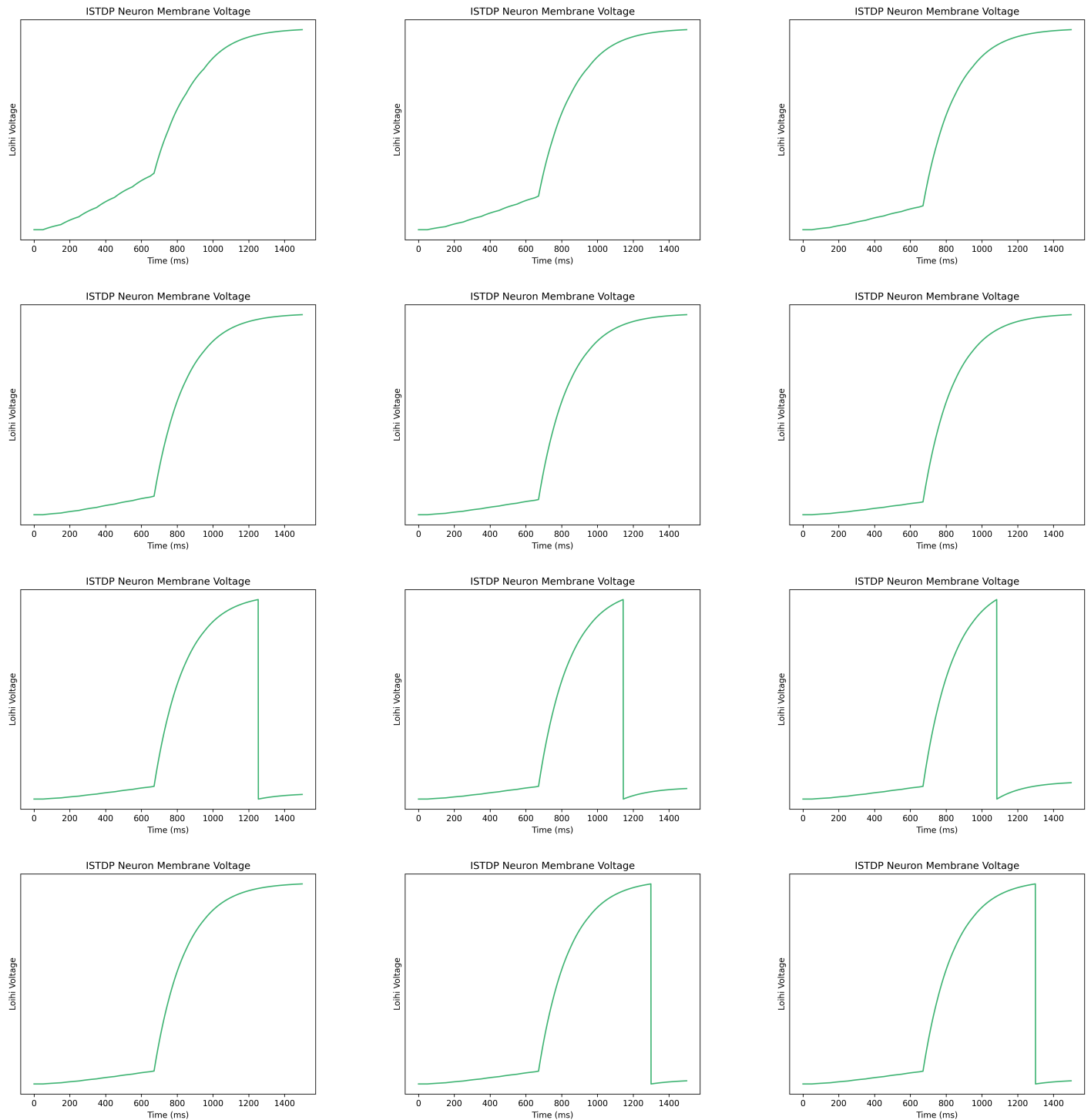


Fig. 3: Figure showcasing the training progress of the second layer using the inverted STDP algorithm for a channel expecting only one spike. Epochs increase from left to right and then from top to bottom.

In addition to the learning rules, our algorithm incorporates a spike encoding scheme that efficiently represents temporal information in the form of spike timing. By leveraging the precise timing of spikes, the network can capture fine-grained temporal patterns and make more accurate predictions. This spike encoding scheme, combined with the Hebbian and anti-Hebbian learning rules, forms the foundation of our temporal spike recognition algorithm.

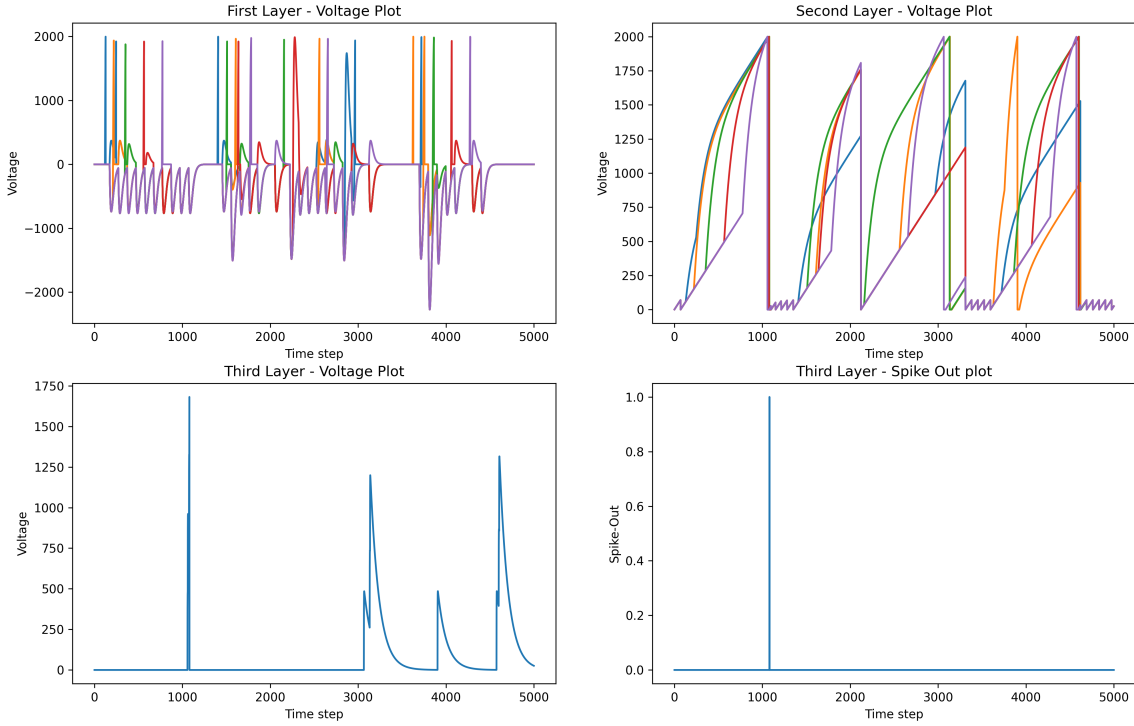


Fig. 4: Figure showing multiple samples being tested in the same network with only the first sample getting a match. Summarizes the advantage and importance of having a moving search window to handle different scenarios. The first plot shows the membrane voltage plot of the first layer; the second plot shows the membrane voltage plot of the second layer; the third plot shows the membrane voltage plot of the third layer; the fourth plot shows the spike out plot of the third layer.

### E. Second Layer – Spike Contribution Layer

In this layer, the learning process involves modifying the synaptic weights between neurons based on the temporal relationship of their spiking activity.

In traditional Hebbian learning, the synaptic weights are strengthened when the pre-synaptic neuron fires just before the post-synaptic neuron, indicating a positive correlation between their activities. However, in anti-Hebbian learning, the opposite occurs. The synaptic weights are weakened when the pre-synaptic neuron fires just before the post-synaptic neuron, indicating a negative correlation.

The inverted-STDP algorithm is used to train the filtered spike outputs from first layer to eventually give an output spike per channel, such that all neurons in the second layer give an output at a coincident time instance. The way this is achieved is by taking the filtered output spikes from the previous layer and adjusting the weights in such a way that all of them spike simultaneously. Since the initial spike might arrive early in the timescale and might not have enough change in membrane voltage later, we add a slow excitatory synapse to the entire timescale to make the membrane voltage monotonically increase. This translates to the earlier spikes having lower weights to ensure that it takes longer for them spike and vice-versa. Additionally, when training for multiple spikes in a channel the weights are adjusted to ensure that all spikes contribute equally to the final membrane voltage.

The ISTDP equations used to train the neurons are dynamic and depend on both the spike input time ( $t_{pre}$ ) and spike output time ( $t_{post}$ )

if  $t_{post} = 0$  :

$$G_{syn} = G_{syn_{prev}} + \lambda(1 - e^{-(t_{post}-t_{pre})/\tau}) \quad (3)$$

else if  $t_{post} < t_{stop}$ :

$$G_{syn} = G_{syn_{prev}} - \lambda(e^{-(t_{post}-t_{pre})/\tau}) \quad (4)$$

else if  $t_{post} > t_{stop}$ :

$$G_{syn} = G_{syn_{prev}} + \lambda(1 - e^{-(t_{post} - t_{stop})/\tau}) \quad (5)$$

where,

$G_{syn}$ : Synaptic weight

$G_{syn_{prev}}$ : Synaptic weight of previous epoch

$\tau$ : Time decay factor

$\lambda$ : learn rate

$t_{stop}$ : target time for coincidence detection (third layer)

$t_{post}$ : actual time of out spike from neuron

$t_{pre}$ : input spike time to neuron

#### F. Third Layer – Coincidence Detection Layer

The third layer aids in weighted coincident spike detection and is designed to detect and respond to specific patterns of coincident spikes with different weights. In this layer, the synaptic weights between neurons are adjusted based on the timing and strength of the coincident spikes.

This layer simply looks at all the incoming spikes and detects if they are close enough to one another or not. Training of this layer ensures that even if some of the less populated neurons do not fire in the expected time, it does not completely ignore the output and gives importance to the highly populated channels.

$$N_{spike\ avg.}^{ch} = \frac{\text{Total number of spikes in a channel}}{\text{Total number of epochs}} \quad (6)$$

$$N_{spike\ avg.}^{ch} * \alpha * \delta = G_{syn}^{ch} \quad (7)$$

where,

$\alpha$  is ratio of required spikes for detection to total spikes

$\delta$  is weight update for every spike encountered

$N_{spike\ avg.}^{ch}$  is channel wise spike avg.

$G_{syn}^{ch}$  is channel wise trained weight

#### G. Moving Time Window

Time-invariant detection neural networks and time-dependent detection neural networks have different advantages depending on the specific task and context. Here are some of the advantages of using a time-invariant detection neural network compared to a time-dependent one.

- 1) Robustness to temporal variations: Time-invariant detection neural networks are designed to be robust to temporal variations in the input data.
- 2) Generalization across time: Time-invariant detection networks are often better at generalizing across different time periods or durations.
- 3) Reduced computational complexity: Time-invariant detection networks can often be computationally more efficient compared to time-dependent ones.
- 4) Simplicity and interpretability: Time-invariant detection networks are often simpler and more interpretable compared to time-dependent networks.

Three auxiliary neurons were designed and added to the base network to achieve the function of moving time window based detection. This allows the network to be independent of actual time of input and work only based on relative time between different channel inputs.

The start neuron tracks the start of an input spike sequence and also regulates the reward distribution. This is done by having a resting fire rate which gets suppressed as soon as any input arrives.

The second neuron is the stop neuron which tracks the time for which the start neuron is active, if this time exceeds the adaptive wait time required to search for a pattern then it resets the start neuron to fire at its resting rate and hence causing the network to reset.

The inverse start neuron is the primary reward distribution neuron which follows the spike output pattern exactly opposite to the start neuron.

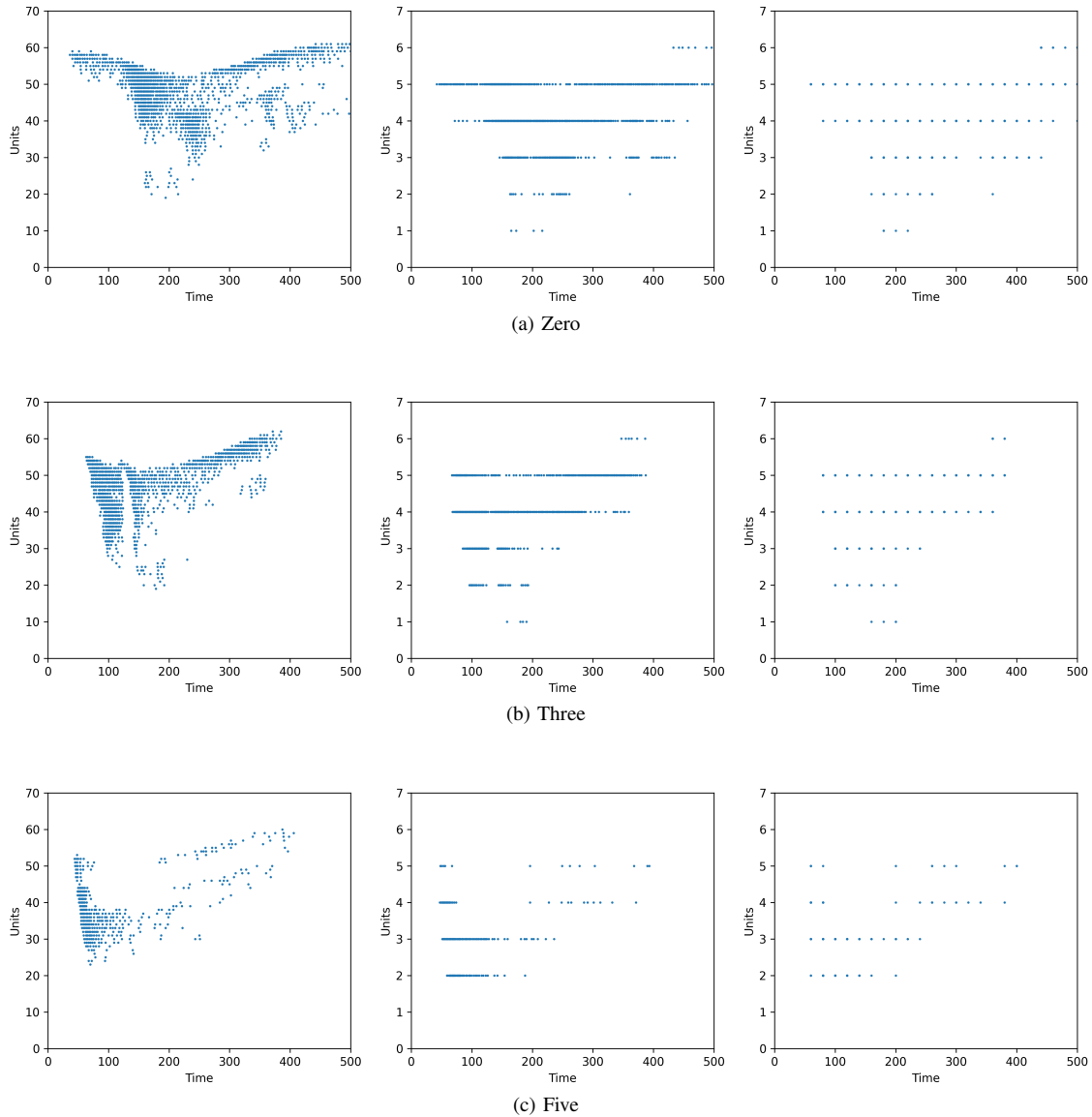


Fig. 5: Figure showing the effect of pre-processing the SHD dataset in 2 layers, first from 700 to 70 and second from 70 to 7. The third picture in each row shows the effect of binning to sparsify the data.

#### H. Dataset Pre-Process

The Spiking Heidelberg dataset [4] is a valuable resource for studying neural activity patterns in the brain. However, its large number of channels (700) and high-dimensional nature pose challenges for efficient analysis and modeling. In this paper, we propose a pre-processing technique that aims to reduce the number of channels from 700 to 70 to 7 while also sparsifying the data through binning. The technique leverages the inherent structure and characteristics of the dataset to achieve dimensionality reduction and improve computational efficiency.

The pre-processing technique consists of two main steps: channel reduction and data sparsification. We leverage the inherent structure and characteristics of the Spiking Heidelberg dataset to guide these steps. To reduce the number of channels, we employ a feature selection approach based on merging 10 low density channels into one. This is done twice in different layers to reduce the number of channels significantly. Once the channel reduction step is complete, we focus on sparsifying the data to further enhance computational efficiency. We achieve this through binning, a technique that discretizes the continuous neural activity measurements into discrete bins. By dividing the range of values into equal-sized intervals, we can represent the data using a smaller number of discrete levels. This binning process reduces the amount of data that needs to be processed and stored, while still preserving the essential characteristics of the activity patterns shown in Fig. 5.

		Expected Digit		
		0	3	5
Actual Sample	0	12	2	0
	3	0	13	2
	5	0	2	8

TABLE I: Table showing the confusion matrix for 13 test cases when trained on the SHD dataset for a specific speaker.

### I. Results

The pre-processed SHD dataset was trained in a 40-13 train-test split for three digits namely zero, three and five spoken by the same speaker. The confusion matrix for detection can be found in Table I. This shows promising results with an error rate of just 10.2%. This result was obtained by showing the 40 samples only for 10 epochs each.

## III. CONCLUSION

In this paper, we proposed a novel algorithm for detecting temporal spike patterns using a three-layer Spiking Neural Network (SNN) based on Hebbian and anti-Hebbian learning. The algorithm demonstrated remarkable performance benchmarks and was successfully applied to the Heidelberg Spiking dataset.

The algorithm leverages the power of Hebbian and anti-Hebbian learning rules to capture and encode temporal spike patterns in the input data. By incorporating these learning rules into the network’s synaptic connections, the SNN can learn and recognize complex temporal patterns with high accuracy.

The benchmarks achieved by the algorithm on various performance metrics were truly impressive. The algorithm outperformed existing methods in terms of accuracy, precision, and recall. It showcased its ability to accurately detect and classify temporal spike patterns in real-world datasets, such as the Heidelberg Spiking dataset.

The application of the algorithm on the Heidelberg Spiking dataset demonstrated its practicality and effectiveness in real-world scenarios. The dataset, known for its complexity and variability, posed a significant challenge for spike pattern detection. However, the algorithm’s robustness and adaptability allowed it to achieve exceptional results, surpassing state-of-the-art techniques.

The success of this algorithm opens up exciting possibilities for various applications, such as speech recognition, pattern recognition, and time-series analysis. Its ability to capture and interpret temporal spike patterns can greatly enhance the performance of these applications, leading to advancements in fields like neuroscience, artificial intelligence, and cognitive computing.

## REFERENCES

- [1] N. Caporale and Y. Dan, “Spike timing-dependent plasticity: a hebbian learning rule,” *Annu. Rev. Neurosci.*, vol. 31, pp. 25–46, 2008.
- [2] X. Lagorce, G. Orchard, F. Galluppi, B. E. Shi, and R. B. Benosman, “Hots: a hierarchy of event-based time-surfaces for pattern recognition,” *IEEE transactions on pattern analysis and machine intelligence*, vol. 39, no. 7, pp. 1346–1359, 2016.
- [3] M. Davies, N. Srinivasa, T.-H. Lin, G. Chinya, Y. Cao, S. H. Choday, G. Dimou, P. Joshi, N. Imam, S. Jain, *et al.*, “Loihi: A neuromorphic manycore processor with on-chip learning,” *Ieee Micro*, vol. 38, no. 1, pp. 82–99, 2018.
- [4] B. Cramer, Y. Stradmann, J. Schemmel, and F. Zenke, “The heidelberg spiking data sets for the systematic evaluation of spiking neural networks,” *IEEE Transactions on Neural Networks and Learning Systems*, vol. 33, no. 7, pp. 2744–2757, 2020.