

# Optimal Metric Distortion with Predictions

Ben Berger<sup>\*a</sup>, Michal Feldman<sup>\*a</sup>, Vasilis Gkatzelis<sup>†b</sup>, and Xizhi Tan<sup>†b</sup>

<sup>a</sup>Tel-Aviv University; {benberger1@tauex, mfeldman@cs}.tau.ac.il

<sup>b</sup>Drexel University; {gkatz, xizhi}@drexel.edu

## Abstract

In the metric distortion problem there is a set of candidates and a set of voters, all residing in the same metric space. The objective is to choose a candidate with minimum social cost, defined as the total distance of the chosen candidate from all voters. The challenge is that the algorithm receives only *ordinal* input from each voter, in the form of a ranked list of candidates in non-decreasing order of their distances from the voter, whereas the objective function is *cardinal*. The *distortion* of an algorithm is its worst-case approximation factor with respect to the optimal social cost. A series of papers culminated in a 3-distortion algorithm, which is tight with respect to all deterministic algorithms.

Aiming to overcome the limitations of worst-case analysis, we revisit the metric distortion problem through the *learning-augmented* framework, where the algorithm is provided with some (machine-learned) prediction regarding the optimal candidate. The quality of this prediction is unknown, and the goal is to evaluate the performance of the algorithm under a perfectly accurate prediction (known as *consistency*), while simultaneously providing worst-case guarantees even for arbitrarily inaccurate predictions (known as *robustness*).

For our main result, we characterize the robustness-consistency Pareto frontier for the metric distortion problem. We first identify an inevitable trade-off between robustness and consistency. We then devise a family of learning-augmented algorithms that achieves any desired robustness-consistency pair on this Pareto frontier. Furthermore, we provide a more refined analysis of the distortion bounds as a function of the prediction error (with consistency and robustness being two extremes). Finally, we also prove distortion bounds that integrate the notion of  $\alpha$ -decisiveness, which quantifies the extent to which a voter prefers her favorite candidate relative to the rest.

---

\*Partially supported by the European Research Council (ERC) under the European Union’s Horizon 2020 research and innovation program (grant agreement No. 866132), by an Amazon Research Award, and by the NSF-BSF (grant number 2020788).

<sup>†</sup>Partially supported by NSF CAREER award CCF-2047907 and NSF grant CCF-2210502.

# 1 Introduction

In the metric distortion problem there is a set of candidates  $\mathcal{C}$  and a set of voters  $\mathcal{V}$ , all residing in the same metric space. This metric defines a distance  $d(v, c)$  between each voter  $v \in \mathcal{V}$  and candidate  $c \in \mathcal{C}$ , and the objective is to choose a candidate  $c$  with minimum social cost, defined as the total distance of the chosen candidate from all voters, i.e.,  $\sum_{v \in \mathcal{V}} d(v, c)$ . This captures spatial models of voting from the political science literature, such as the Downsian proximity model [26], as well as the classic problem of facility location [21, 37, 24]. Computing the optimal candidate,  $c^* = \arg \min_{c \in \mathcal{C}} \sum_{v \in \mathcal{V}} d(v, c)$  given the pairwise distances,  $d(v, c)$ , is a computationally easy problem, but the challenge in the metric distortion problem is that the algorithm has access only to *ordinal* information regarding the preferences of each voter, i.e., a ranked list of candidates in non-decreasing order of their distances from the voter. This information limitation restricts the designer’s ability to optimize the social cost and the performance of an algorithm is evaluated based on its *distortion*, i.e., its worst-case approximation factor with respect to the optimal social cost.

The metric distortion problem has been the focus of a series of papers [7, 45, 30, 40, 41, 39, 46] which evaluated the distortion of known algorithms and designed new ones, aiming to achieve better distortion bounds. Anshelevich et al. [7] established that no deterministic algorithm can achieve a distortion better than 3, and Gkatzelis et al. [30] eventually provided a deterministic algorithm that matches this bound (see Section 1.2 for details). Even after this tight bound was achieved, though, subsequent work by Kizilkaya and Kempe [40, 41] and Peters [46] have provided an even deeper understanding of the problem, leading to simpler algorithms that achieve the same bound.

**Learning-augmented framework.** Aiming to overcome the limitations of worst-case analysis, a surge of recent work has focused on a new analysis framework for achieving refined bounds using the guidance of (machine-learned) predictions. In this framework, often termed *algorithms with predictions* or *learning-augmented algorithms*, the algorithm is enhanced with a prediction that it can use as a guide toward improved performance. This prediction can take different forms (depending on the information that the designer may benefit from in the setting at hand) and can be generated using historical data or other relevant information available to the designer. However, the quality of this prediction is unknown and cannot be trusted. This framework goes beyond worst-case analysis through bicriteria optimization: the algorithm is simultaneously evaluated based on its performance when the prediction is accurate (known as its *consistency*) as well as its performance when the prediction can be arbitrarily inaccurate (known as its *robustness*).

One extreme choice is to follow the prediction blindly, which is rewarding when it is accurate (leading to good consistency), but can yield very bad outcomes when it is inaccurate (leading to poor robustness). The other extreme is to disregard the prediction, which provides weak consistency guarantees. In general, each learning-augmented algorithm provides a tradeoff between robustness and consistency, and the goal is to identify the Pareto frontier between these two measures.

The learning-augmented framework has been applied quite broadly, e.g., to analyze the competitive ratio of online algorithms, the running time of algorithms and data structures, or the performance of mechanisms in multiagent systems (see [42] for a frequently updated list of papers in this rapidly growing literature). In all of these applications, this framework has been used to mitigate information limitations that pose obstacles for the designer.

Since the main challenge in metric distortion is the information gap that the designer faces, this makes it a prime application domain for this framework. Specifically, apart from the rankings of the voters, it is reasonable to assume that the designer may also have access to historical observations regarding the voters’ choices in other matters that may correlate with their preferences in the matter at hand, thus providing hints regarding their preferred outcome in the metric space.

## 1.1 Our Results and Techniques

We provide the first analysis of the metric distortion problem using the learning-augmented framework and our main result is a characterization of the robustness-consistency Pareto frontier for this problem. Specifically, we consider the class of deterministic learning-augmented algorithms that are enhanced with a prediction  $p \in \mathcal{C}$  regarding who is the optimal candidate and we first exhibit an inevitable tradeoff between the robustness and consistency that these algorithms can achieve (see Theorem 3.1). We then propose a family of such algorithms, termed **BOOSTEDSIMULTANEOUSVETO**, or **BOOSTEDSV $_{\delta}$** , that are parameterized by  $\delta \in [0, 1)$  and achieve any desired robustness-consistency pair on this Pareto frontier (see Theorem 4.1). This is cast in the following theorem.

**Theorem:** For any  $\delta \in [0, 1)$ , **BOOSTEDSV $_{\delta}$**  achieves  $\frac{3-\delta}{1+\delta}$ -consistency and  $\frac{3+\delta}{1-\delta}$ -robustness. Moreover, this is the optimal tradeoff. Namely, no deterministic algorithm that is  $\frac{3-\delta}{1+\delta}$ -consistent can be strictly better than  $\frac{3+\delta}{1-\delta}$ -robust, even for the line metric and just two candidates. Figure 1 exhibits

this optimal tradeoff for values of  $\delta \in [0, 1)$ . If the designer is confident regarding the quality of the prediction and willing to relax the robustness guarantee to  $\beta \geq 3$ , then choosing the corresponding value of  $\delta$  yields a consistency guarantee of  $(\beta + 3)/(\beta - 1)$ . For example, the designer can achieve a consistency of 2 with a guaranteed robustness of 5.

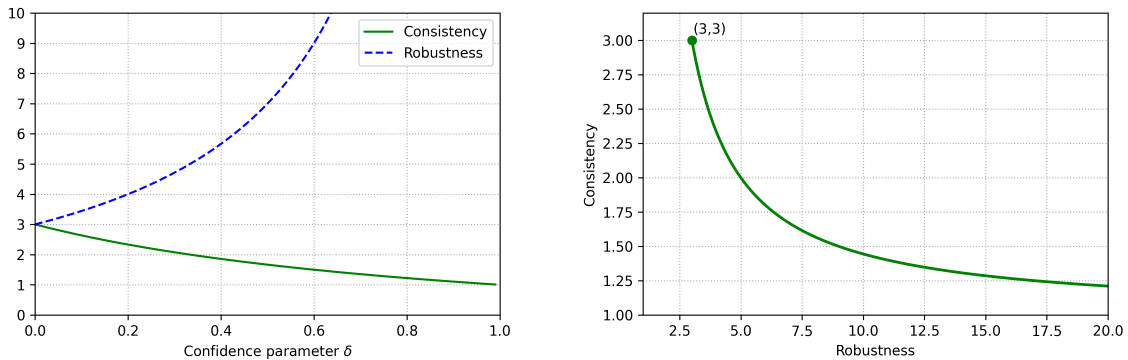


Figure 1: On the left, a plot showing the consistency and robustness bounds achieved by **BOOSTEDSV $_{\delta}$**  as a function of the confidence parameter  $\delta$ . On the right, a plot of the Pareto-frontier capturing the best possible tradeoff between robustness and consistency, all of which can be achieved by **BOOSTEDSV $_{\delta}$**  for the appropriate choice of  $\delta$ .

**The BoostedSV $_{\delta}$  algorithm.** **BOOSTEDSV $_{\delta}$**  is a learning-augmented modification of the **SIMULTANEOUSVETO** algorithm very recently proposed by Kizilkaya and Kempe [41]. **SIMULTANEOUSVETO** initially assigns to each candidate  $c \in \mathcal{C}$  a score equal to their plurality (*i.e.*, equal to the number of voters that ranked  $c$  at the top) and then lets the voters continuously and simultaneously decrease the score of their least preferred candidate among the ones that still have a positive score. It then returns the candidate(s) whose score reaches 0 last. **BOOSTEDSV $_{\delta}$**  enhances this algorithm by “boosting” the initial score of the candidate  $p \in \mathcal{C}$  predicted to be optimal, where the amount of this boost is a carefully chosen increasing function of  $\delta$ , and then also appropriately boosting the rate at which all the voters decrease the scores. The higher the value of  $\delta$ , and hence the confidence of the designer regarding the quality of the prediction, the larger the amount of this boost.

**A more refined analysis.** Consistency and robustness capture two extremes regarding the accuracy of the prediction, namely, full accuracy and complete arbitrariness, respectively. A more refined analysis provides bounds on the distortion as a function of the accuracy level of the prediction. In Section 5.1, we provide such refined worst-case bounds on the distortion of  $\text{BOOSTEDSV}_\delta$  as a function of the prediction quality. Specifically, we define the prediction error as  $\eta := \frac{n \cdot d(p, c^*)}{\text{SC}(c^*)}$ , i.e., the distance between the predicted and the optimal candidates normalized<sup>1</sup> by the optimal average distance,  $\text{SC}(c^*)/n$ , and prove the following.

**Theorem:** For any  $\delta \in [0, 1)$  and prediction error  $\eta$ , the distortion of  $\text{BOOSTEDSV}_\delta$  is at most

$$\min \left\{ \frac{3 - \delta + 2\delta\eta}{1 + \delta}, \frac{3 + \delta}{1 - \delta} \right\}.$$

This bound recovers the consistency guarantee for  $\eta = 0$ , then increases linearly in  $\eta$  until reaching the robustness bound, where it flattens. Figure 2 demonstrates this bound for different values of  $\delta$ . For example, as long as  $\eta \leq 2$ , the distortion is at most 3, for any value of  $\delta$ .

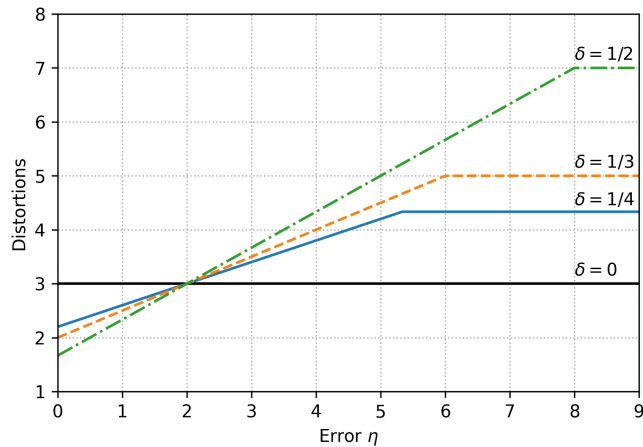


Figure 2: A plot of the distortion upper bound guaranteed by  $\text{BOOSTEDSV}_\delta$  as a function of the prediction error  $\eta$  for different values of  $\delta \in [0, 1)$ .

**Metric spaces with decisive voters.** In Section 5.2 we refine the distortion bounds further, using the  $\alpha$ -decisiveness framework of Anshelevich and Postl [6]. For  $\alpha \in [0, 1]$ , a voter  $v$  is  $\alpha$ -decisive if her distance from her favorite candidate is at most  $\alpha$  times her distance from any other candidate. An instance is  $\alpha$ -decisive if every voter is  $\alpha$ -decisive. We further refine our analysis according to the parameter  $\alpha$ , and obtain a distortion upper bound of

$$\frac{2 + \alpha - \alpha\delta}{1 + \delta} + \min \left\{ \frac{2\delta\eta}{1 + \delta}, \frac{8\delta}{(1 + \delta)(1 - \delta)} \right\}.$$

Note that the case of  $\alpha = 1$  imposes no restrictions, thus recovering our aforementioned bounds.

For  $\alpha = 0$ , the distance between every voter and her favorite candidate is 0, capturing the well-studied *peer selection* problem, where the set of voters and the set of candidates coincide, and each voter ranks herself first.

<sup>1</sup>As we discuss in Section 5.1, normalizing the error using the average distance from the optimal candidate is necessary to accurately quantify the quality of the prediction.

**Technical novelty.** To ensure good consistency, our algorithm introduces a boost towards the predicted optimal candidate while accordingly adjusting the score decrement rate of the voters. However, this boost inevitably induces additional costs in terms of robustness. These additional costs are proportional to the quality of the prediction (the distance between the predicted and actual optimal candidates,  $d(c^*, p)$ ) for which we need to provide an upper bound as a function of the optimal social cost (See Lemma 4.9). This obstacle did not arise in any of the previous works, and existing analyses do not offer a solution to address it. Proving such a bound requires substantial new structural insights regarding the problem, the majority of which is presented in Section 4.2. To this end, we define the *veto map* — an edge-weighted non-bipartite graph that captures the down-voting relationships among voters during the execution of the algorithm. We then carefully lower bound the contribution to the optimal social cost due to any pair of voters connected by an edge in the veto map, and prove that there exists a sufficiently large fractional matching to achieve our intended bound.

## 1.2 Related Work

**Deterministic metric distortion.** Anshelevich et al. [7] initiated the study of the metric distortion problem and showed that well-known algorithms such as “plurality”, “Borda count”, “ $k$ -approval”, and “veto” admit a distortion that increases linearly with the number of voters or candidates. They also showed that the distortion of the transferable vote algorithm grows logarithmically in the number of candidates, while Copeland’s rule achieves a distortion of 5. They also proved a lower bound of 3 for any deterministic algorithm and conjectured that this bound is tight.

The first deterministic algorithm to guarantee a distortion better than 5 was proposed by Munagala and Wang [45], who achieved a distortion of  $2 + \sqrt{5} \approx 4.236$  using a novel algorithm. They also provided a sufficient condition for achieving a distortion of 3. Independently, Kempe [39] derived the same bound of  $2 + \sqrt{5}$  using a linear programming duality framework, and provided several alternative formulations of the sufficient condition outlined in [45]. Gkatzelis et al. [30] then introduced the Plurality Matching rule that achieves the optimal distortion of 3.

Even after the tight distortion bound of 3 was achieved, subsequent work provided a better understanding of the problem. Kizilkaya and Kempe [40] achieved the optimal distortion with the Plurality Veto algorithm which is much simpler relative to Plurality Matching, and very recently Kizilkaya and Kempe [41] proposed a refinement of Plurality Veto called Simultaneous Veto that resolves the arbitrary tie-breaking issues in [30] and [40] while maintaining optimal distortion.

Gkatzelis et al. [32] studied the extent to which metric distortion bounds can be combined with distortion bounds for the utilitarian setting — where the voters’ preferences are arbitrary normalized valuations. Abramowitz et al. [1] studied a variant where more information besides the usual preference rankings is available, and Kempe [38] studied the tradeoffs between the achievable distortion and the communication complexity of deterministic social choice algorithms.

**Metric distortion with randomized algorithms.** The tight bound of 3 does not hold when algorithms are allowed to be randomized. Anshelevich and Postl [6] proved that the Random Dictatorship algorithm achieves distortion better than 3, but that tends to 3 as the number of voters grows. Subsequent work by Fain et al. [27] and Kempe [38] identifies other algorithms that achieve distortion that tends to 3 (but this time as the number of candidates grows). A lower bound of 2 is also established by [6], which was improved to 2.0261 by Charikar and Ramakrishnan [22]. Recently, Charikar et al. [23] achieved an upper-bound of 2.753, thereby providing the first randomized algorithm with distortion bounded away from 3.

Unlike the deterministic metric distortion problem, the randomized variant remains unresolved even from the traditional worst-case approach. Closing the remaining gap is a major open question in this field and as more advances are achieved in this direction, this provides additional motivation for a refined analysis of that variant through the learning-augmented framework as well.

**Learning-augmented framework.** The learning-augmented framework has been widely accepted in recent years as a valuable paradigm for the design and analysis of algorithms, aiming to circumvent overly-pessimistic worst-case bounds. In the last five years alone, more than 140 papers have revisited classic algorithmic problems using this framework, with principal examples being online paging [43], scheduling [48], secretary problems [25, 9], optimization problems with covering [13] and knapsack constraints [34], as well as graph problems [10]. We refer the reader to [44] for a survey of some early work and [42] for a more up-to-date list of papers in this area. More closely related to this paper, some recent work has used the learning-augmented framework on social choice problems, where the predictions are regarding a group of agents and their preferences, and the goal is to optimize some social cost or social welfare function. This includes the study of resource allocation problems where agents’ preferences are revealed in an online fashion [14, 15] and settings where the agents are strategic and their preferences may be private [2, 49, 31, 12, 36, 11]. Our work adds to this literature by focusing on settings where access to the agents’ preferences is limited to ordinal information

**Metric spaces with  $\alpha$ -decisive voters.** The  $\alpha$ -decisiveness framework was introduced by Anshelevich and Postl [6] to provide a more refined analysis of distortion bounds, as a function of how strong the agents’ preference is for their top choice, and it has been used in several distortion problems [4, 33, 29]. The special case of  $\alpha = 0$  corresponds to the *peer selection* setting, where the set of voters and candidates coincide. This setting has received attention in settings beyond distortion as well [3, 35, 18, 19, 20].

## 2 Model and Preliminaries

Let  $(\mathcal{X}, d)$  be a metric space where  $d : \mathcal{X} \times \mathcal{X} \rightarrow \mathbb{R}_{\geq 0}$  is the distance function that satisfies the following conditions: 1) positive definiteness:  $\forall a, b \in \mathcal{X}, d(a, b) \geq 0$  and  $d(a, b) = 0$  if and only if  $a = b$ ; 2) symmetry:  $\forall a, b \in \mathcal{X}, d(a, b) = d(b, a)$ ; and 3) triangle inequality:  $\forall a, b, c \in \mathcal{X}, d(a, b) + d(b, c) \geq d(a, c)$ . Let  $\mathcal{V}, \mathcal{C}$  be finite sets of voters and candidates that are located on the metric space, respectively. We denote by  $n$  the number of voters ( $n = |\mathcal{V}|$ ), and by  $m$  the number of candidates ( $m = |\mathcal{C}|$ ). For simplicity of notation, we extend  $d$  to also operate on the voters and the candidates. That is, we use  $d(a, b)$ , for  $a, b \in \mathcal{V} \cup \mathcal{C}$ , to denote the distance between the points in  $\mathcal{X}$  where  $a$  and  $b$  are located. Given a metric  $d$ , The *social cost* of a candidate  $c \in \mathcal{C}$  is defined as  $\text{SC}(c, d) = \sum_{v \in \mathcal{V}} d(v, c)$ ; we abuse notation and write  $\text{SC}(c)$  when the metric  $d$  is clear from the context.

**Preference profile.** We refer to triplets  $(\mathcal{V}, \mathcal{C}, d)$  as *instances* and the distance between a voter and a candidate quantifies how much the voter prefers that candidate — the closer the better. We say that a voter  $v \in \mathcal{V}$  prefers  $c \in \mathcal{C}$  over  $c' \in \mathcal{C}$ , and we write  $c \succ_v c'$  if and only if  $d(v, c) \leq d(v, c')$ . Note that this is a weak preference relation. A given instance  $(\mathcal{V}, \mathcal{C}, d)$  induces preference rankings over candidates for each voter. That is, for each  $v \in \mathcal{V}$  we have a preference ranking (bijection)  $\sigma_v : \mathcal{C} \rightarrow \{1, \dots, |\mathcal{C}|\}$  such that  $\sigma_v(c_1) < \sigma_v(c_2)$  implies  $c_1 \succ_v c_2$ , and we write in this case that  $d$  is

aligned with  $\sigma_v$ , denoted  $d \triangleright \sigma_v$ . Note that these rankings are not determined uniquely when there are at least two candidates whose distance from  $v$  is the same.

A *preference profile*  $\sigma := (\sigma_v)_{v \in \mathcal{V}}$  is a tuple of preference rankings for each voter and we say that  $d$  is *aligned* with the preference profile  $\sigma$ , denoted as  $d \triangleright \sigma$ , if  $d \triangleright \sigma_v$  for each  $v \in \mathcal{V}$ .

**Metric distortion.** In the metric distortion problem, an algorithm ALG receives as input a preference profile  $\sigma$  which is induced by some  $(\mathcal{V}, \mathcal{C}, d)$ . Importantly, ALG does not have access to the underlying distance function. The goal is to output a candidate that minimizes the social cost. We denote by  $c^*(d) = \arg \min_{c \in \mathcal{C}} \text{SC}(c, d)$  the candidate that minimizes the social cost, *i.e.*, the optimal candidate, breaking ties arbitrarily. The *distortion* of ALG is the worst-case multiplicative approximation it achieves to the optimum, *i.e.*,

$$\text{distortion}(\text{ALG}) = \sup_{\sigma} \sup_{d: d \triangleright \sigma} \frac{\text{SC}(\text{ALG}(\sigma), d)}{\text{SC}(c^*(d), d)}.$$

**Metric distortion with predictions.** In this paper we leverage the learning-augmented framework and study algorithms that receive as input a pair  $(\sigma, p)$ . That is, apart from the preference profile  $\sigma$ , they also receive as input a *prediction*  $p \in \mathcal{C}$  regarding who is the optimal candidate  $c^*(d)$ . We evaluate the performance of an algorithm using its *consistency* and *robustness*: consistency refers to the worst-case distortion achieved by the algorithm assuming an accurate prediction, *i.e.*,  $p = c^*(d)$ , and robustness refers to the worst-case distortion with an arbitrary prediction. Notably, the accuracy of the prediction cannot be guaranteed and can be arbitrarily bad.

Formally, the consistency of ALG is the distortion that it guarantees when the provided prediction is accurate ( $p = c^*(d)$ ), *i.e.*,

$$\text{consistency}(\text{ALG}) = \sup_{\sigma} \sup_{d: d \triangleright \sigma} \frac{\text{SC}(\text{ALG}(\sigma, c^*(d)), d)}{\text{SC}(c^*(d), d)}.$$

The robustness of ALG is the distortion that it guarantees irrespective of how inaccurate the prediction may be, *i.e.*,

$$\text{robustness}(\text{ALG}) = \sup_{\sigma, p \in \mathcal{C}} \sup_{d: d \triangleright \sigma} \frac{\text{SC}(\text{ALG}(\sigma, p), d)}{\text{SC}(c^*(d), d)}.$$

**Useful notation.** Given a preference profile  $\sigma$ , a voter  $v$ , a candidate  $c$  and a subset of candidates  $S \subset \mathcal{C}$ , we shall make use of the following quantities:  $\text{top}(v)$  is the candidate ranked highest by  $v$ ,  $\text{plu}(c)$  is the number of voters who rank  $c$  as their top choice,  $\text{bot}(v)$  is the candidate ranked lowest by  $v$ , and  $\text{bot}_S(v)$  is the candidate ranked lowest by  $v$ , out of all candidates in  $S$  (note that  $\text{bot}(v)$  and  $\text{bot}_{\mathcal{C}}(v)$  are equivalent).

### 3 Robustness-Consistency Tradeoff

Our first result asserts that even for instances with just two candidates, no deterministic algorithm can simultaneously achieve  $\frac{3-\delta}{1+\delta}$ -consistency and a robustness factor strictly better than  $\frac{3+\delta}{1-\delta}$ , for any parameter  $\delta \in [0, 1)$ .

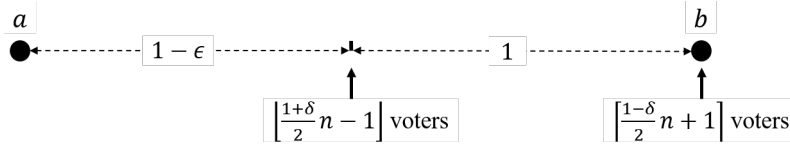
**Theorem 3.1.** For any  $\delta \in [0, 1)$ , let ALG be a deterministic algorithm that is  $\frac{3-\delta}{1+\delta}$ -consistent. Then, for any  $\beta < \frac{3+\delta}{1-\delta}$ , ALG is not  $\beta$ -robust.

*Proof.* Let  $\delta, \text{ALG}, \beta$  be as in the theorem statement. We let

$$r(n, \epsilon) := \frac{3 + \delta - \frac{4}{n} - 2\epsilon}{1 - \delta + \frac{4}{n}},$$

and note that for every  $n, \epsilon > 0$  we have  $r(n, \epsilon) < \frac{3+\delta}{1-\delta}$ . Since  $\lim_{n \rightarrow \infty, \epsilon \rightarrow 0^+} r(n, \epsilon) = \frac{3+\delta}{1-\delta}$ , then there exist  $n, \epsilon$  for which  $\beta < r(n, \epsilon) < \frac{3+\delta}{1-\delta}$ . Fix any  $n, \epsilon$  that satisfy this, and also satisfy  $1/n - \epsilon > 0$  (since  $1/n > 0$ , we can always choose a small enough value for  $\epsilon$  that satisfies both inequalities).

Consider the instance  $(\mathcal{V}, \mathcal{C}, d)$  consisting of two candidates  $a, b$  whose distance from one another is  $2 - \epsilon$ . The voters are located in the metric space such that  $\lceil \frac{1-\delta}{2}n + 1 \rceil$  of them are placed on  $b$ , and the rest (of which there are  $\lfloor \frac{1+\delta}{2}n - 1 \rfloor$ ) are placed almost at the halfway point with a slight inclination towards  $a$ , such that their distance from  $b$  is 1 and their distance from  $a$  is  $1 - \epsilon$ .

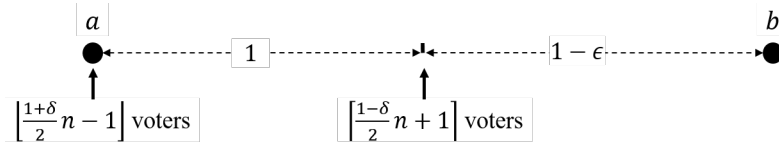


Note that  $b$  is the optimal candidate, and  $a$  achieves distortion equal to:

$$\begin{aligned} \frac{\text{SC}(a)}{\text{SC}(b)} &= \frac{\lfloor \frac{1+\delta}{2}n - 1 \rfloor(1 - \epsilon) + \lceil \frac{1-\delta}{2}n + 1 \rceil(2 - \epsilon)}{\lfloor \frac{1+\delta}{2}n - 1 \rfloor \cdot 1} \\ &= \frac{(\lfloor \frac{1+\delta}{2}n - 1 \rfloor + \lceil \frac{1-\delta}{2}n + 1 \rceil)(1 - \epsilon) + \lceil \frac{1-\delta}{2}n + 1 \rceil \cdot 1}{\lfloor \frac{1+\delta}{2}n - 1 \rfloor} \\ &= \frac{n(1 - \epsilon) + \lceil \frac{1-\delta}{2}n + 1 \rceil \cdot 1}{\lfloor \frac{1+\delta}{2}n - 1 \rfloor} \geq \frac{n(1 - \epsilon) + (\frac{1-\delta}{2}n + 1)}{\frac{1+\delta}{2}n} \\ &= \frac{(3 - \delta)\frac{n}{2} + 1 - \epsilon n}{(1 + \delta)\frac{n}{2}} = \frac{3 - \delta + \frac{2}{n} - 2\epsilon}{1 + \delta} > \frac{3 - \delta}{1 + \delta} \end{aligned}$$

Therefore, if  $\sigma$  is the preference profile induced by  $(\mathcal{V}, \mathcal{C}, d)$  and  $p = b$  is the prediction, then  $\text{ALG}$  outputs  $b$  when executed on the input  $(\sigma, p)$  — if it instead outputs  $a$  then we get a contradiction to our assumption that  $\text{ALG}$  is  $\frac{3-\delta}{1+\delta}$ -consistent.

Now, consider the instance  $(\mathcal{V}', \mathcal{C}, d)$  which is identical to the previous instance with the following difference: the  $\lceil \frac{1-\delta}{2}n + 1 \rceil$  voters who were located on  $b$  before are now located almost at the halfway point between  $a$  and  $b$  with a slight inclination towards  $b$  such that their distance from  $b$  is  $1 - \epsilon$  and their distance from  $a$  is 1. The rest of the voters (of which there are  $\lfloor \frac{1+\delta}{2}n - 1 \rfloor$ ) are located on  $a$ .



Note that this instance induces the same preference profile  $\sigma$  as above, and recall that  $\text{ALG}$  outputs  $b$  when executed on the input  $(\sigma, b)$ . Therefore,  $\text{ALG}$  is not  $\beta$ -robust, since here  $a$  is the optimal candidate, and the output  $b$  achieves distortion equal to:

$$\frac{\text{SC}(b)}{\text{SC}(a)} = \frac{\lceil \frac{1-\delta}{2}n + 1 \rceil(1 - \epsilon) + \lfloor \frac{1+\delta}{2}n - 1 \rfloor(2 - \epsilon)}{\lceil \frac{1-\delta}{2}n + 1 \rceil \cdot 1}$$



$$\begin{aligned}
&= \frac{n(1 - \epsilon) + \lfloor \frac{1+\delta}{2}n - 1 \rfloor \cdot 1}{\lceil \frac{1-\delta}{2}n + 1 \rceil} \geq \frac{n(1 - \epsilon) + (\frac{1+\delta}{2}n - 2)}{\frac{1-\delta}{2}n + 2} \\
&= \frac{(3 + \delta)\frac{n}{2} - 2 - \epsilon n}{\frac{1-\delta}{2}n + 2} = \frac{3 + \delta - \frac{4}{n} - 2\epsilon}{1 - \delta + \frac{4}{n}} = r(n, \epsilon) > \beta
\end{aligned}$$

This concludes the proof.  $\square$

## 4 The Boosted Simultaneous Veto (BOOSTEDSV $_{\delta}$ ) Algorithms

In this section we present a family of algorithms termed BOOSTEDSV $_{\delta}$ , parametrized by  $\delta \in [0, 1)$ . Our main result shows that for each choice of  $\delta \in [0, 1)$ , BOOSTEDSV $_{\delta}$  achieves an optimal trade-off point between robustness and consistency:

**Theorem 4.1.** For any  $\delta \in [0, 1)$ , BOOSTEDSV $_{\delta}$  achieves  $\frac{3-\delta}{1+\delta}$ -consistency and  $\frac{3+\delta}{1-\delta}$ -robustness.

In what follows, we provide a description of the algorithm BOOSTEDSV $_{\delta}$ , followed by several observations. A pseudo code for the algorithm appears as Algorithm 1 and an execution example is described in Figure 3.

**BOOSTEDSV $_{\delta}$  algorithm.** The algorithm initializes scores for the candidates — each candidate other than the prediction starts with score equal to its plurality score. The predicted candidate’s initial score is boosted and equals its plurality score plus some boost  $\mathbf{b} = \frac{2\delta n}{1-\delta}$ . We say that a voter  $v$  *up-votes* a candidate  $c$  if  $\text{top}(v) = c$ . Note that the sum of initial scores equals  $n + \mathbf{b} = \frac{1+\delta}{1-\delta}n$ .

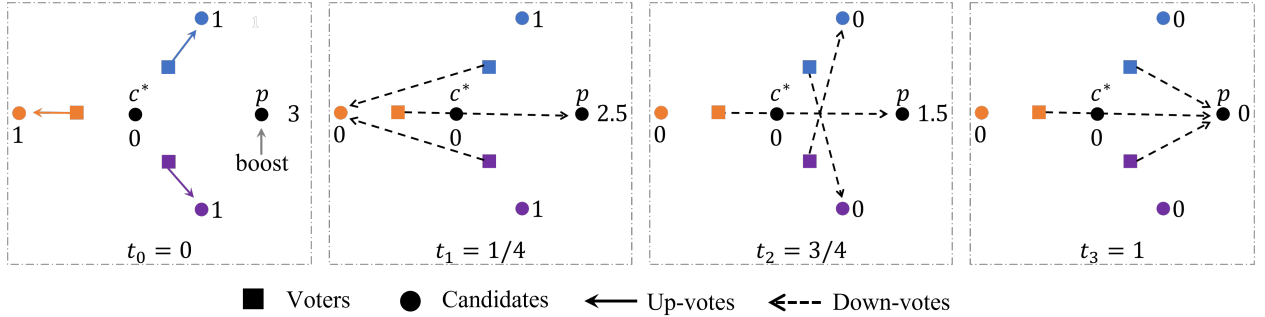


Figure 3: Four figures visualizing the execution of BOOSTEDSV $_{\delta}$  for  $\delta = 1/3$  on an instance with 5 candidates and  $n = 3$  voters. The first figure, at  $t = 0$ , exhibits each voter’s up-vote and each candidate’s initial score (candidate  $p$  has a boosted score of  $0 + \frac{2\delta n}{1-\delta} = 3$ ). The voters then down-vote at rate  $\frac{1+\delta}{1-\delta} = 2$ . The other three figures exhibit the down-vote of the voters in each of the three rounds of BOOSTEDSV $_{\delta}$  before all scores reach 0. Time points  $t_1, t_2, t_3$  mark the end of each round.

After the initialization stage, from time  $t = 0$  until  $t = 1$ , the voters continuously and simultaneously “eat” (decrement) the score of their least-favorite candidate that still has positive score, at a rate of  $(n + \mathbf{b})/n = \frac{1+\delta}{1-\delta}$ . We say that a voter  $v$  *down-votes* some candidate  $c$  whenever  $v$  decrements  $c$ ’s score. We say that a candidate is *active* at some time point if her score at that time point is positive. Each time that the score of some candidate reaches 0, all voters that down-voted it up to that point immediately switch to down-voting their next least-favorite active candidate.

Observe that the first (and only) time point at which all candidates reach score 0 is the end of the algorithm ( $t = 1$ ). If the predicted candidate is one of those that reached score 0 only at

the end, then it is output. Otherwise, the algorithm chooses some arbitrary candidate whose score reached 0 only at the end. In particular we have

**Observation 4.2.** For any  $\delta \in [0, 1)$ , the candidate output by a given execution of  $\text{BOOSTEDSV}_\delta$  is active at any time point  $t < 1$ .

**A discrete implementation of  $\text{BoostedSV}_\delta$ .** We implement the continuous process described above in a sequence of up to  $m$  rounds which are divided by time points at which the score of some candidate reaches 0 — at least one candidate is eliminated at the end of each round. Round  $i$  starts at time  $t_{i-1}$  and ends at time  $t_i$ , where  $t_0 = 0$ , and  $t_k = 1$  where  $k$  is the total number of rounds. Given  $t_{i-1}$ , we determine  $t_i$  as follows:

Let  $\text{score}(c)$  be the current score of candidate  $c$  at time  $t_{i-1}$ , and let  $n_c$  be the number of voters whose least favorite active candidate at time  $t_{i-1}$  is  $c$  — these are the voters who are currently down-voting  $c$ . Let  $\tilde{c}$  be a candidate minimizing the ratio  $\Delta = \text{score}(c) / \left( n_c \cdot \frac{1+\delta}{1-\delta} \right)$ . This is the time interval until the next time point at which some candidate's score reaches 0.  $t_i = t_{i-1} + \Delta$  is the new time point, and a new round begins after appropriately updating the scores of all candidates. All voters who in the previous round were down-voting a candidate whose score reached zero at exactly this point switch to down-voting their next least favorite active candidate in the new round. We emphasize that more than one candidate may become inactive at the end of a round, in which case the number of rounds  $k$  is strictly less than  $m$ .

---

**ALGORITHM 1:**  $\text{BOOSTEDSV}_\delta$

---

**Input:** Preference profile  $\sigma$ , predicted optimal candidate  $p \in \mathcal{C}$

**Output:** a candidate  $c \in \mathcal{C}$

```

/* All candidates start with score equal to their plurality, except for p who gets boosted. */
Initialize:
   $\forall c \in \mathcal{C} \setminus \{p\}, \text{score}(c) \leftarrow \text{plu}(c),$ 
   $\text{score}(p) \leftarrow \text{plu}(p) + b,$  where  $b = \frac{2\delta n}{1-\delta}$ .
   $i \leftarrow 1$ 
   $t_0 \leftarrow 0$ 
/* Voters decrement the score of their least-favorite candidate that still has positive score,
   continuously and simultaneously, at rate  $\frac{1+\delta}{1-\delta}$ . Following is a discrete implementation: */
while  $\exists c \in \mathcal{C}$  s.t.  $\text{score}(c) > 0$  do
   $A \leftarrow \{c \in \mathcal{C} \mid \text{score}(c) > 0\}$  // Set of current active candidates
   $\forall c \in \mathcal{C} : n_c \leftarrow |\{v \in \mathcal{V} \mid \text{bot}_A(v) = c\}|$  // Number of current "down-voters" for each candidate c
   $\Delta \leftarrow \min_{c \in A} \frac{\text{score}(c)}{n_c \cdot \left(\frac{1+\delta}{1-\delta}\right)}$  // Time interval until some candidate's score reaches 0
   $t_i \leftarrow t_{i-1} + \Delta$  // Time point when this happened
   $\forall c \in \mathcal{C} : \text{score}(c) \leftarrow \text{score}(c) - \Delta \cdot n_c \cdot \left(\frac{1+\delta}{1-\delta}\right)$  // Appropriate score updates
   $i \leftarrow i + 1$ 
end
/* All candidates now have score 0. A contains only candidates whose score reached 0 at  $t = 1$  */
if  $p \in A$  then
  return p
end
else
  return an arbitrary  $c \in A$ 
end

```

---

**Definition 4.3.** Given an execution of  $\text{BOOSTEDSV}_\delta$ , we use  $f(v, c) \in [0, 1]$  to denote the fraction of time that each voter  $v \in \mathcal{V}$  spends down-voting each candidate  $c \in \mathcal{C}$  throughout the execution. Since every voter spends all the  $[0, 1]$  time interval down-voting at a rate of  $\frac{1+\delta}{1-\delta}$  and since every candidate's score eventually reaches 0, we have

$$\sum_{c \in \mathcal{C}} f(v, c) = 1 \quad \text{for every voter } v, \quad (1)$$

$$\sum_{v \in \mathcal{V}} f(v, c) = \frac{1-\delta}{1+\delta} \cdot \text{plu}(c) \quad \text{for every candidate } c \neq p, \text{ and} \quad (2)$$

$$\sum_{v \in \mathcal{V}} f(v, p) = \frac{1-\delta}{1+\delta} \cdot \left( \text{plu}(p) + \frac{2\delta n}{1-\delta} \right) \quad \text{for the predicted candidate } c = p. \quad (3)$$

**Lemma 4.4.** For any  $\delta \in [0, 1)$ , let  $a$  be the candidate output by a given execution of  $\text{BOOSTEDSV}_\delta$ . Then, for any voter  $v$  and any candidate  $c$  satisfying  $f(v, c) > 0$ , we have  $d(v, c) \geq d(v, a)$ .

*Proof.* First by Observation 4.2 we know that  $a$  is active throughout the algorithm, i.e.  $a \in A$  in all rounds of the algorithm. Since  $f(v, c) > 0$ , we have  $c = \text{bot}_A(v)$  in at least one of the rounds. By definition of  $\text{bot}_A$ , we have  $d(v, c) \geq d(v, a)$ .  $\square$

The remainder of this section is organized as follows. In Section 4.1 we establish our consistency bound. The more challenging part is the robustness bound, which is established in the following subsections. In Section 4.2 we establish our robustness bound for instances where the predicted candidate is returned by the algorithm. This bound is then extended in Section 4.3 to all instances, by reducing any instance to one where the predicted candidate is returned.

## 4.1 Consistency Bound

**Proposition 4.5.** For any  $\delta \in [0, 1)$ , let  $a$  be the candidate output by a given execution of  $\text{BOOSTEDSV}_\delta$  that is provided with the correct prediction  $p = c^*$ . Then we have

$$\text{SC}(a) \leq \frac{3-\delta}{1+\delta} \cdot \text{SC}(c^*).$$

*Proof.* The social cost of the returned candidate  $a$  can be upper bounded as follows:

$$\begin{aligned} \sum_v d(v, a) &\leq \sum_v \sum_c f(v, c) \cdot d(v, a) && \text{(using (1))} \\ &\leq \sum_v \sum_c f(v, c) \cdot d(v, c) && \text{(by Lemma 4.4)} \\ &\leq \sum_v \sum_c f(v, c) \cdot (d(v, c^*) + d(c^*, c)) && \text{(triangle inequality)} \\ &= \text{SC}(c^*) + \sum_c \sum_v f(v, c) \cdot d(c^*, c) \\ &= \text{SC}(c^*) + \sum_{c \neq c^*} \sum_v f(v, c) \cdot d(c^*, c) && \text{(since } d(c^*, c^*) = 0) \\ &= \text{SC}(c^*) + \sum_{c \neq c^*} \frac{1-\delta}{1+\delta} \cdot \text{plu}(c) \cdot d(c^*, c) && \text{(using (2) and the fact that } p = c^*) \\ &= \text{SC}(c^*) + \frac{1-\delta}{1+\delta} \sum_c \sum_{v: \text{top}(v)=c} d(c^*, c) \end{aligned}$$

$$\begin{aligned}
&\leq \text{SC}(c^*) + \frac{1-\delta}{1+\delta} \sum_c \sum_{v:\text{top}(v)=c} d(c^*, v) + d(v, c) && \text{(triangle inequality)} \\
&\leq \text{SC}(c^*) + \frac{1-\delta}{1+\delta} \sum_c \sum_{v:\text{top}(v)=c} 2d(c^*, v) && \text{(since } c = \text{top}(v) \succ_v c^*) \\
&\leq \text{SC}(c^*) + \frac{2(1-\delta)}{1+\delta} \text{SC}(c^*) \leq \frac{3-\delta}{1+\delta} \text{SC}(c^*). && \square
\end{aligned}$$

## 4.2 Robustness Bound when the Returned Candidate is the Prediction

**Proposition 4.6.** For any  $\delta \in [0, 1)$ , assume that  $p$  is the candidate output by a given execution of  $\text{BOOSTEDSV}_\delta$ , i.e., the algorithm returns the prediction. Then we have

$$\text{SC}(p) \leq \frac{3+\delta}{1-\delta} \cdot \text{SC}(c^*).$$

To prove Proposition 4.6, i.e., the upper bound on  $\text{SC}(p)/\text{SC}(c^*)$  stated above, the key technical contribution of this section is establishing an upper bound on the distance between the optimal candidate,  $c^*$ , and the prediction,  $p$ , as a function of the optimal social cost (see Lemma 4.9). To prove this upper bound, we define a graph (the *veto map*) that captures the way in which the down-voting of each voter is distributed across the up-votes of other voters and then use the structure of this graph to appropriately lower bound the distance of (pairs of voters) from the optimal candidate,  $c^*$  (see Lemma 4.8).

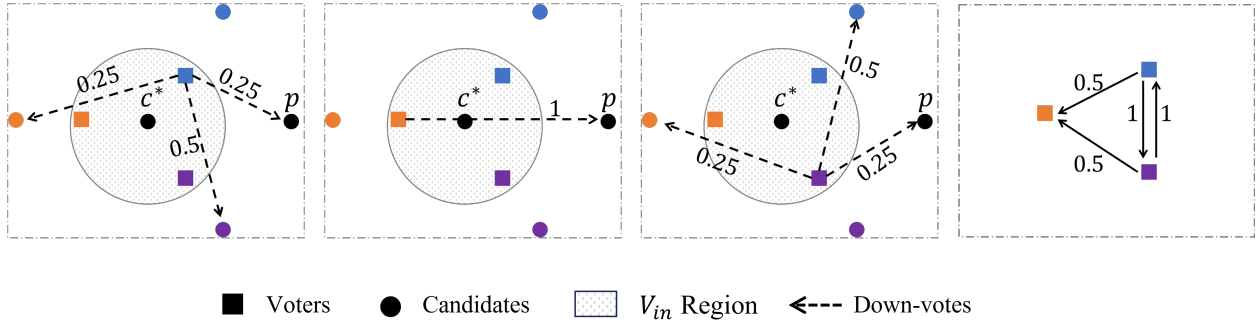


Figure 4: Revisiting the instance of Figure 3, each of the first three figures exhibits the values of  $f(v, c)$  for a distinct voter  $v$ , and the third figure provides the induced veto map among the voters.

**Definition 4.7** (The Veto Map). Let  $\delta \in [0, 1)$ . Given an execution of  $\text{BOOSTEDSV}_\delta$ , the *veto map* associated with this execution is an edge-weighted directed graph  $G = (\mathcal{V}, E)$ , where each vertex corresponds to a voter in  $\mathcal{V}$  and an edge  $(v, v')$  between two voters  $v, v' \in \mathcal{V}$  exists in  $E$  if and only if voter  $v$  down-voted the top candidate of  $v'$  at some point during the execution, i.e., if and only if  $f(v, \text{top}(v')) > 0$ . The weight of each edge  $(v, v') \in E$  is

$$w(v, v') := \frac{f(v, \text{top}(v')) \cdot \frac{1+\delta}{1-\delta}}{\text{plu}(\text{top}(v'))}. \quad (4)$$

Note that for each edge  $(v, v') \in E$ , the numerator of (4) is equal to the amount by which voter  $v$  decreased the score of candidate  $\text{top}(v')$  throughout the execution of  $\text{BOOSTEDSV}_\delta$  (i.e., the amount of time,  $f(v, \text{top}(v'))$ , that  $v$  spent down-voting that candidate, multiplied by the rate,

$(1 + \delta)/(1 - \delta)$ ). The denominator of (4) is the plurality of this candidate, *i.e.*, the number of voters who up-voted her. Therefore, for each voter  $v$  and each candidate  $c$ , the veto map essentially “distributes” the amount by which  $v$  reduced the score of  $c$  equally among the weights of the edges from  $v$  to each voter  $v'$  such that  $c = \mathbf{top}(v')$ , *i.e.*, each voter that up-voted  $c$ . Figure 4 provides the veto map for the example introduced in Figure 3.

We now make the crucial observation that for every edge  $(v, v') \in E$  (*i.e.*, for every edge of the veto map), we can derive a lower bound on the combined contribution of voters  $v$  and  $v'$  to the social cost of the optimal candidate,  $c^*$ . Intuitively, if  $v$  down-voted the candidate closest to  $v'$  (this is the meaning of the assumption that  $(v, v') \in E$ ), then  $v$  must be far enough from that candidate and hence from  $v'$  as well. In turn, if one of  $v$  or  $v'$  is close to  $c^*$  then the other voter must be far enough from  $c^*$ .

**Lemma 4.8.** For any  $\delta \in [0, 1)$ , let  $G = (\mathcal{V}, E)$  be the veto map associated with a given execution of  $\text{BOOSTEDSV}_\delta$ . If  $(v, v') \in E$ , then we have  $d(v, c^*) + d(v', c^*) \geq \frac{d(c^*, p)}{2}$ .

*Proof.* Consider any  $v$ , by the triangle inequality we have

$$d(c^*, p) \leq d(p, v) + d(v, c^*) \Rightarrow d(p, v) \geq d(c^*, p) - d(v, c^*). \quad (5)$$

By definition of the veto map, the fact that  $(v, v') \in E$  implies that voter  $v$  down-voted the top candidate of  $v'$ . Let  $c = \mathbf{top}(v')$ . We have

$$d(c^*, c) \geq d(c, v) - d(v, c^*) \geq d(p, v) - d(v, c^*) \geq d(c^*, p) - 2d(v, c^*), \quad (6)$$

where the first inequality holds by the triangle inequality, the second holds since  $d(c, v) \geq d(p, v)$  by Lemma 4.4, and the last inequality is using (5). Now consider voter  $v'$ , we have

$$\begin{aligned} d(c^*, v') + d(v', c) &\geq d(c^*, c) && \text{(by triangle inequality)} \Rightarrow \\ 2d(c^*, v') &\geq d(c^*, c) && \text{(since } c = \mathbf{top}(v') \succ_{v'} c^*) \Rightarrow \\ 2d(c^*, v') &\geq d(c^*, p) - 2d(v, c^*) && \text{(using (6))} \Rightarrow \\ d(c^*, v) + d(c^*, v') &\geq \frac{d(c^*, p)}{2}. && \square \end{aligned}$$

Using the veto map and Lemma 4.8, we can now prove the key lemma of this section (Lemma 4.9), which provides a lower bound of  $(\frac{1-\delta}{2}n) \frac{d(c^*, p)}{2}$  on the optimal social cost,  $\text{SC}(c^*)$ . Note that, given the lower bound of Lemma 4.8, we would be able to directly derive the lower bound of Lemma 4.9 if the set  $E$  of veto map edges contained a matching of size at least  $\frac{1-\delta}{2}n$ . Instead of finding such a matching, we instead partition the set of voters  $\mathcal{V}$  into the set  $\mathcal{V}_{\text{in}}$ , which contains voters whose distance from  $c^*$  is strictly less than  $d(c^*, p)/2$ , and the set  $\mathcal{V}_{\text{out}}$ , whose distance from  $c^*$  is at least  $d(c^*, p)/2$ . We then prove that the sub-graph of the veto map induced by vertices in  $\mathcal{V}_{\text{in}}$  contains in its edges a fractional matching of total size  $\frac{1-\delta}{2}n - |\mathcal{V}_{\text{out}}|$ . Since each voter from  $\mathcal{V}_{\text{out}}$  contributes at least  $d(c^*, p)/2$  to the optimal social cost and each edge of the fractional matching (whose vertices are both in  $\mathcal{V}_{\text{in}}$ ) also contributes (by Lemma 4.8) at least  $d(c^*, p)/2$  to the optimal social cost, the combined contribution from  $\mathcal{V}_{\text{in}}$  and  $\mathcal{V}_{\text{out}}$  is at least  $(\frac{1-\delta}{2}n - |\mathcal{V}_{\text{out}}| + |\mathcal{V}_{\text{out}}|) d(c^*, p)/2 = (\frac{1-\delta}{2}n) d(c^*, p)/2$ , which implies the desired lower bound on  $\text{SC}(c^*)$ .

**Lemma 4.9.** For any  $\delta \in [0, 1)$ , assume that  $p$  is the candidate output by a given execution of  $\text{BOOSTEDSV}_\delta$ , *i.e.*, the algorithm returns the prediction. Then we have

$$\text{SC}(c^*) \geq \left( \frac{1 - \delta}{2} n \right) \frac{d(c^*, p)}{2}.$$

*Proof.* Let  $\mathcal{V}_{\text{in}}$  be the set of voters  $v$  such that  $d(v, c^*) < \frac{d(c^*, p)}{2}$  and let  $\mathcal{V}_{\text{out}}$  be the set of remaining voters, i.e., those with  $d(v, c^*) \geq \frac{d(c^*, p)}{2}$ . First, note that if  $|\mathcal{V}_{\text{out}}| \geq \frac{1-\delta}{2}n$  then the lemma is trivially true since  $\text{SC}(c^*) \geq \sum_{v \in \mathcal{V}_{\text{out}}} d(v, c^*) \geq \left(\frac{1-\delta}{2}n\right) \frac{d(c^*, p)}{2}$ . Therefore, we henceforth focus on the case where  $|\mathcal{V}_{\text{out}}| < \frac{1-\delta}{2}n$  and let  $x > 0$  be such that  $|\mathcal{V}_{\text{out}}| = \frac{1-\delta}{2}n - xn$ . Then, the contribution of voters in  $\mathcal{V}_{\text{out}}$  is

$$\sum_{v \in \mathcal{V}_{\text{out}}} d(v, c^*) \geq \left(\frac{1-\delta}{2}n - xn\right) \frac{d(c^*, p)}{2}, \quad (7)$$

and  $|\mathcal{V}_{\text{in}}| = n - |\mathcal{V}_{\text{out}}| = \frac{1+\delta}{2}n + xn$ . Our goal now is to show that the contribution of  $\mathcal{V}_{\text{in}}$  to  $\text{SC}(c^*)$  compensates for the lack of enough voters in  $\mathcal{V}_{\text{out}}$ . In particular, we will show that

$$\sum_{v \in \mathcal{V}_{\text{in}}} d(v, c^*) \geq xn \frac{d(c^*, p)}{2}, \quad (8)$$

and note that this would immediately imply the lemma.

Let  $G = (V, E)$  be the veto map associated with the given execution of  $\text{BOOSTEDSV}_\delta$ . We now prove some useful inequalities regarding the veto map edge weights:

**Claim 4.10.**  $\sum_{v \in \mathcal{V}_{\text{in}}} w(v, v') \leq 1$  for all  $v' \in \mathcal{V}_{\text{in}}$ .

*Proof.* Claim 4.10 holds since every voter has 1 up-vote. Formally, for every voter  $v' \in \mathcal{V}_{\text{in}}$  we have

$$\sum_{v \in \mathcal{V}_{\text{in}}} w(v, v') = \sum_{v \in \mathcal{V}_{\text{in}}} \frac{f(v, \text{top}(v')) \cdot \frac{1+\delta}{1-\delta}}{\text{plu}(\text{top}(v'))} \leq \sum_{v \in \mathcal{V}} \frac{f(v, \text{top}(v'))}{\text{plu}(\text{top}(v'))} \cdot \frac{1+\delta}{1-\delta} = 1,$$

where the last equation uses (2). Note that the reason (2) applies and not (3) is because  $v'$  is in  $\mathcal{V}_{\text{in}}$  and hence  $\text{top}(v')$  cannot be  $p$  ( $v'$  strictly prefers  $c^*$  over  $p$  since  $d(c^*, v') < d(c^*, p)/2 \leq (d(c^*, v') + d(v', p))/2$  using the definition of  $\mathcal{V}_{\text{in}}$  and the triangle inequality).  $\square$

**Claim 4.11.**  $\sum_{v' \in \mathcal{V}_{\text{in}}} w(v, v') \leq \frac{1+\delta}{1-\delta}$  for all  $v \in \mathcal{V}$ .

*Proof.* Claim 4.11 holds since every voter down-votes a total score of  $\frac{1+\delta}{1-\delta}$  throughout the execution of the algorithm. Formally,

$$\begin{aligned} \sum_{v' \in \mathcal{V}_{\text{in}}} w(v, v') &= \sum_{v' \in \mathcal{V}_{\text{in}}} \frac{f(v, \text{top}(v')) \cdot \frac{1+\delta}{1-\delta}}{\text{plu}(\text{top}(v'))} = \frac{1+\delta}{1-\delta} \cdot \sum_{c \in \mathcal{C}} \sum_{v' \in \mathcal{V}_{\text{in}}: \text{top}(v')=c} \frac{f(v, c)}{\text{plu}(c)} \\ &\leq \frac{1+\delta}{1-\delta} \cdot \sum_{c \in \mathcal{C}} \sum_{v' \in \mathcal{V}: \text{top}(v')=c} \frac{f(v, c)}{\text{plu}(c)} = \frac{1+\delta}{1-\delta} \cdot \sum_{c \in \mathcal{C}} \text{plu}(c) \cdot \frac{f(v, c)}{\text{plu}(c)} \\ &= \frac{1+\delta}{1-\delta} \cdot \sum_{c \in \mathcal{C}} f(v, c) = \frac{1+\delta}{1-\delta}, \end{aligned}$$

where the last equality is by (1).  $\square$

Our next claim, (Claim 4.12) provides a lower bound on the “amount” of up-votes from voters  $v' \in \mathcal{V}_{\text{in}}$  that are down-voted by some other voters  $v \in \mathcal{V}_{\text{in}}$ . The way we obtain this bound is by showing that even if all the voters in  $\mathcal{V}_{\text{out}}$  spend all the time down-voting the up-votes of voters in  $\mathcal{V}_{\text{in}}$ , there are still some up-votes left, which must have been down-voted by voters in  $\mathcal{V}_{\text{in}}$ .

**Claim 4.12.** Let  $E_{\text{in}} := \{(v, v') \in E : v, v' \in \mathcal{V}_{\text{in}}\}$  be the subset of edges in the veto map for which both vertices are in  $\mathcal{V}_{\text{in}}$ . Then we have

$$\sum_{(v, v') \in E_{\text{in}}} w(v, v') \geq \frac{2xn}{1 - \delta}.$$

*Proof.* We first note that for every candidate  $v' \in \mathcal{V}_{\text{in}}$  we have  $\sum_{v \in \mathcal{V}} f(v, \text{top}(v')) = \frac{1-\delta}{1+\delta} \cdot \text{plu}(\text{top}(v'))$ . This is implied by the fact that  $\sum_{v \in \mathcal{V}} f(v, c) = \frac{1-\delta}{1+\delta} \cdot \text{plu}(c)$  holds for every candidate  $c \neq p$  (by Equation (2)) and the fact that  $\text{top}(v')$  cannot be  $p$  for any  $v' \in \mathcal{V}_{\text{in}}$  (because  $d(v', p) > d(c^*, p)/2 > d(v', c^*)$  for all  $v' \in \mathcal{V}_{\text{in}}$ , so  $p$  cannot be the top candidate of  $v'$ ). Therefore, we get

$$\sum_{v' \in \mathcal{V}_{\text{in}}} \sum_{v \in \mathcal{V}} w(v, v') = \sum_{v' \in \mathcal{V}_{\text{in}}} \sum_{v \in \mathcal{V}} \frac{f(v, \text{top}(v')) \cdot \frac{1+\delta}{1-\delta}}{\text{plu}(\text{top}(v'))} = \sum_{v' \in \mathcal{V}_{\text{in}}} \frac{\text{plu}(\text{top}(v'))}{\text{plu}(\text{top}(v'))} = |\mathcal{V}_{\text{in}}|. \quad (9)$$

Also, by Claim 4.11 we get

$$\sum_{v' \in \mathcal{V}_{\text{in}}} \sum_{v \in \mathcal{V}_{\text{out}}} w(v, v') = \sum_{v \in \mathcal{V}_{\text{out}}} \sum_{v' \in \mathcal{V}_{\text{in}}} w(v, v') \leq \sum_{v \in \mathcal{V}_{\text{out}}} \frac{1 + \delta}{1 - \delta} = \frac{1 + \delta}{1 - \delta} \cdot |\mathcal{V}_{\text{out}}|. \quad (10)$$

Therefore, we have

$$\begin{aligned} \sum_{(v, v') \in E_{\text{in}}} w(v, v') &= \sum_{v' \in \mathcal{V}_{\text{in}}} \sum_{v \in \mathcal{V}_{\text{in}}} w(v, v') \\ &= \sum_{v' \in \mathcal{V}_{\text{in}}} \sum_{v \in \mathcal{V}} w(v, v') - \sum_{v' \in \mathcal{V}_{\text{in}}} \sum_{v \in \mathcal{V}_{\text{out}}} w(v, v') && \text{(since } \mathcal{V}_{\text{in}} = \mathcal{V} \setminus \mathcal{V}_{\text{out}} \text{)} \\ &\geq |\mathcal{V}_{\text{in}}| - \frac{1 + \delta}{1 - \delta} \cdot |\mathcal{V}_{\text{out}}| && \text{(using (9) and (10))} \\ &= \left( \frac{1 + \delta}{2} n + xn \right) - \frac{1 + \delta}{1 - \delta} \cdot \left( \frac{1 - \delta}{2} n - xn \right) \\ &= \frac{2xn}{1 - \delta}. \quad \square \end{aligned}$$

We now use Lemma 4.8 and Claims 4.10, 4.11 and 4.12 to lower bound the contribution of voters in  $\mathcal{V}_{\text{in}}$  toward the optimal social cost, i.e.,  $\sum_{v \in \mathcal{V}_{\text{in}}} d(v, c^*)$ . Note that if we could find a matching  $M \subseteq E_{\text{in}}$  of size  $|M| \geq xn$ , then using Lemma 4.8 we would be done, i.e., (8) would be satisfied. We identify a fractional matching in  $E_{\text{in}}$  whose size is at least  $xn$ . Specifically, for each edge  $(v, v') \in E_{\text{in}}$  our fractional matching includes a fraction of this edge equal to

$$m(v, v') := w(v, v') \cdot \frac{1 - \delta}{2}.$$

To verify that this is a valid fractional matching, we first show that for any vertex  $v \in \mathcal{V}_{\text{in}}$  the total fraction of the edges adjacent to it (both incoming and outgoing) that are included in the matching is at most 1. Using Claim 4.10 and 4.11 we have:

$$\sum_{v' \in \mathcal{V}_{\text{in}}} m(v', v) + \sum_{v' \in \mathcal{V}_{\text{in}}} m(v, v') = \frac{1 - \delta}{2} \cdot \left( \sum_{v' \in \mathcal{V}_{\text{in}}} w(v', v) + \sum_{v' \in \mathcal{V}_{\text{in}}} w(v, v') \right) \leq \frac{1 - \delta}{2} \cdot \left( 1 + \frac{1 + \delta}{1 - \delta} \right) = 1. \quad (11)$$

Regarding the size of this matching, we get

$$\sum_{(v,v') \in E_{\text{in}}} m(v,v') = \sum_{(v,v') \in E_{\text{in}}} w(v,v') \cdot \frac{1-\delta}{2} \geq \frac{1-\delta}{2} \cdot \frac{2xn}{1-\delta} = xn, \quad (12)$$

where the inequality is implied by Claim 4.12.

We now lower bound the total contribution of voters in  $\mathcal{V}_{\text{in}}$  to the optimal social cost as follows:

$$\begin{aligned} \sum_{v \in \mathcal{V}_{\text{in}}} d(v, c^*) &\geq \sum_{v \in \mathcal{V}_{\text{in}}} \left( \sum_{v' \in \mathcal{V}_{\text{in}}} m(v', v) + \sum_{v' \in \mathcal{V}_{\text{in}}} m(v, v') \right) \cdot d(v, c^*) && \text{(using (11))} \\ &\geq \sum_{(v,v') \in E} m(v, v') \cdot (d(v, c^*) + d(v', c^*)) && \text{(rearranging the sum)} \\ &\geq \sum_{(v,v') \in E} m(v, v') \cdot \frac{d(c^*, p)}{2} && \text{(by Lemma 4.8)} \\ &\geq xn \cdot \frac{d(c^*, p)}{2}. && \text{(using (12))} \end{aligned}$$

For completeness, we now show how the above, combined with the contribution of voters from  $\mathcal{V}_{\text{out}}$  to the optimal social cost (which in turn is lower bounded by (7)), allows us to prove the desired lower bound on the optimal social cost:

$$\begin{aligned} \text{SC}(c^*) &= \sum_{v \in \mathcal{V}_{\text{out}}} d(v, c^*) + \sum_{v \in \mathcal{V}_{\text{in}}} d(v, c^*) \\ &\geq \left( \frac{1-\delta}{2} n - xn \right) \frac{d(c^*, p)}{2} + xn \frac{d(c^*, p)}{2} \\ &\geq \left( \frac{1-\delta}{2} n \right) \frac{d(c^*, p)}{2}. \quad \square \end{aligned}$$

We are now ready to prove the main proposition of this section.

*Proof of Proposition 4.6.* The social cost of the returned candidate  $p$  can be upper bounded as follows:

$$\begin{aligned} \sum_{v \in \mathcal{V}} d(v, p) &\leq \sum_v \sum_c f(v, c) \cdot d(v, p) && \text{(using (1))} \\ &\leq \sum_v \sum_c f(v, c) \cdot d(v, c) && \text{(by Corollary 4.4)} \\ &\leq \sum_v \sum_c f(v, c) \cdot (d(v, c^*) + d(c^*, c)) && \text{(triangle inequality)} \\ &= \text{SC}(c^*) + \sum_c \sum_v f(v, c) \cdot d(c^*, c) \\ &= \text{SC}(c^*) + \sum_{c \neq p} \sum_v f(v, c) \cdot d(c^*, c) + \sum_v f(v, p) \cdot d(c^*, p) \\ &= \text{SC}(c^*) + \frac{1-\delta}{1+\delta} \sum_c \text{plu}(c) d(c^*, c) + \frac{2\delta n}{1-\delta} d(c^*, p) && \text{(using (2) and (3))} \\ &= \text{SC}(c^*) + \frac{1-\delta}{1+\delta} \sum_c \sum_{v: \text{top}(v)=c} d(c^*, c) + \frac{2\delta n}{1-\delta} d(c^*, p) \end{aligned}$$



$$\begin{aligned}
&\leq \text{SC}(c^*) + \frac{1-\delta}{1+\delta} \sum_c \sum_{v:\text{top}(v)=c} (d(c^*,v) + d(v,c)) + \frac{2\delta n}{1-\delta} d(c^*,p) \quad (\text{triangle inequality}) \\
&\leq \text{SC}(c^*) + \frac{1-\delta}{1+\delta} \sum_c \sum_{v:\text{top}(v)=c} 2d(c^*,v) + \frac{2\delta n}{1-\delta} d(c^*,p) \quad (\text{since } c = \text{top}(v) \succ_v c^*) \\
&\leq \text{SC}(c^*) + \frac{2(1-\delta)}{1+\delta} \text{SC}(c^*) + \frac{2\delta n}{1+\delta} d(c^*,p) \\
&\leq \frac{3-\delta}{1+\delta} \text{SC}(c^*) + \frac{2\delta n}{1+\delta} d(c^*,p) \\
&\leq \frac{3-\delta}{1+\delta} \text{SC}(c^*) + \frac{2\delta n}{1+\delta} \cdot \frac{2\text{SC}(c^*)}{\frac{1-\delta}{2}n} \quad (\text{by Lemma 4.9}) \\
&\leq \left( \frac{3-\delta}{1+\delta} + \frac{8\delta}{(1+\delta)(1-\delta)} \right) \text{SC}(c^*) \\
&\leq \frac{3+4\delta+\delta^2}{(1+\delta)(1-\delta)} \text{SC}(c^*) \leq \frac{3+\delta}{1-\delta} \text{SC}(c^*). \quad \square
\end{aligned}$$

### 4.3 Robustness Bound when the Returned Candidate is not the Prediction

The following proposition shows that the robustness bound is maintained even when  $\text{BOOSTEDSV}_\delta$  does not output the prediction.

**Proposition 4.13.** For any  $\delta \in [0, 1)$ , assume that  $a \in \mathcal{C} \setminus \{p\}$  is the candidate output by a given execution of  $\text{BOOSTEDSV}_\delta$ , i.e., the algorithm does not return the prediction. Then we have

$$\text{SC}(a) \leq \frac{3+\delta}{1-\delta} \cdot \text{SC}(c^*).$$

First, we note that the approach taken in Section 4.2 will not work here. In particular, the key Lemma 4.9 does not hold in general as the prediction can be arbitrarily far away from the optimal candidate.<sup>2</sup> Instead, we show that if candidate  $a \neq p$  is returned, then she would have still been returned in an instance that is identical, except  $a$  is the predicted candidate. In other words, we prove Proposition 4.13 by reducing instances in which the prediction is not the output to instances where it is while maintaining the distortion:

**Proposition 4.14.** For any  $\delta \in [0, 1)$ , assume that  $a \in \mathcal{C} \setminus \{p\}$  is the candidate output by a given execution of  $\text{BOOSTEDSV}_\delta$ . Then  $\text{BOOSTEDSV}_\delta$  also outputs  $a$  when executed on the same preference profile, with candidate  $a$  as the prediction.

Before presenting the proof of Proposition 4.14, we first show how it implies Proposition 4.13.

*Proof of Proposition 4.13.* By Proposition 4.14,  $a$  is returned by  $\text{BOOSTEDSV}_\delta$  when executed on the same preference profile as in the given execution, with candidate  $a$  also being the prediction. That is, the new execution returns the new prediction (candidate  $a$ ). The claim follows by Proposition 4.6.  $\square$

We now present the proof of Proposition 4.14.

<sup>2</sup>For example, consider an instance with one voter, a candidate that is in the same location as the voter, and a second candidate (who is also the prediction) at distance 1 from the other two. This instance violates Lemma 4.9.

*Proof of Proposition 4.14.* We shall be comparing the two considered executions of  $\text{BOOSTEDSV}_\delta$ , i.e., the one where  $p$  was the prediction (and  $a$  was the output) and the one where  $a$  was the prediction. To that end we shall refer to them as the “ $p$  execution” and the “ $a$  execution”, respectively. We need to show that  $a$  is also the output in the  $a$  execution.

We first introduce some useful notation. For any candidate  $c \in \mathcal{C}$ , any time point  $t \in [0, 1]$  and any  $b \in \{a, p\}$  we define

- $\text{dec}_b(c, t)$  — the amount of score decremented from  $c$  up to time  $t$ , in the continuous interpretation of the  $b$  execution.
- $\text{score}_b(c, t)$  — the score of  $c$  at time  $t$  in the continuous interpretation of the  $b$  execution.

For both  $b \in \{a, p\}$  and for any fixed  $c \in \mathcal{C}$ , the function  $\text{dec}_b(c, \cdot)$  is piece-wise linear (in  $t$ ) and can be computed using the round boundary time points  $t_i$  from the discrete implementation of  $\text{BOOSTEDSV}_\delta$  (see Algorithm 1). Specifically, we have  $\text{dec}_b(c, 0) = 0$ , and if there were  $k$  iterations in the While loop (i.e.,  $k$  rounds), then for each  $i = 1, \dots, k$  and for any  $t \in [t_{i-1}, t_i]$  (recall that  $t_0 = 0$  and  $t_k = 1$ ) we have

$$\text{dec}_b(c, t) = \text{dec}_b(c, t_{i-1}) + n_c^i \cdot \frac{1 + \delta}{1 - \delta} \cdot (t - t_{i-1}),$$

where  $n_c^i$  is the number of voters who down-voted  $c$  in round  $i$  (recall also that  $\frac{1+\delta}{1-\delta}$  is the down-voting rate per voter). The function  $\text{score}_b(c, \cdot)$  is defined as  $\text{score}_b(c, t) = s_c^b - \text{dec}_b(c, t)$ , where  $s_c^b$  is the initial score of  $c$  in the  $b$  execution. To summarize, we have

**Observation 4.15.** • The functions  $\text{dec}_b(c, \cdot)$  and  $\text{score}_b(c, \cdot)$  are piece-wise linear and in particular continuous in  $t$ , for any fixed  $c \in \mathcal{C}$  and  $b \in \{a, p\}$ .

- For any  $c \in \mathcal{C}$ ,  $t \in [0, 1]$ , and  $b \in \{a, p\}$ , the initial score of  $c$  in the  $b$  execution, denoted  $s_c^b$ , satisfies  $s_c^b = \text{dec}_b(c, t) + \text{score}_b(c, t)$ .

We further observe that both executions are equivalent up to the time point where the score of  $p$  reaches 0 in the  $a$  execution. That is, we have:

**Observation 4.16.** For any  $c \in \mathcal{C}$  and for any  $t$  such that  $\text{score}_a(p, t) > 0$  we have  $\text{dec}_p(c, t) = \text{dec}_a(c, t)$ .

To see this, consider the implementation of  $\text{BOOSTEDSV}_\delta$  as given by Algorithm 1. Note that the only difference in the initialization phase of the two executions is the initial scores of  $p$  and  $a$ , where in the  $p$  execution  $p$  gets the boost and in the  $a$  execution  $a$  gets the boost. But  $a$  was output in the  $p$  execution, i.e.,  $a$  has positive score throughout the  $p$  execution and as such always belongs to the set of active candidates  $A$ . Therefore, before  $p$ 's score reaches 0 in the  $a$  execution, every step of the While loop in Algorithm 1 will be computed the same way in both executions.

The following lemma captures the intuition that when  $p$  does not get the boost, the rest of the candidates can only be down-voted faster.

**Lemma 4.17.** For any  $c \in \mathcal{C} \setminus \{p\}$ , and for any  $t \in [0, 1]$ , we have  $\text{dec}_p(c, t) \leq \text{dec}_a(c, t)$ .

*Proof.* Suppose towards contradiction that the lemma does not hold, i.e., there is some candidate  $c \neq p$  and some time point  $t$  for which  $\text{dec}_a(c, t) < \text{dec}_p(c, t)$ . Let  $T$  be the set of such time points, i.e.,

$$T := \{t \in [0, 1] \mid \exists c \in \mathcal{C} \setminus \{p\} \text{ such that } \text{dec}_a(c, t) < \text{dec}_p(c, t)\}$$

We note that for each  $t \in T$  we have  $t > 0$ , because the amount of score decremented from any candidate at time  $t = 0$  equals 0 at both executions of the algorithm.

Let  $t_{\inf} = \inf(T)$ . We note that  $t_{\inf} \notin T$ . To see this, observe that for any  $t \in T$  and candidate  $c$  for which  $\text{dec}_a(c, t) < \text{dec}_p(c, t)$ , there is some small enough  $\epsilon > 0$  such that  $\text{dec}_a(c, t - \epsilon) < \text{dec}_p(c, t - \epsilon)$ , that is  $t - \epsilon \in S$ . This is clearly implied by the continuity of the functions  $\text{dec}_a(c, \cdot)$  and  $\text{dec}_p(c, \cdot)$ .

Furthermore, note that  $t_{\inf} < 1$ , as otherwise  $T$  is empty — contradiction. Finally, the continuity of the functions  $\text{dec}_a(c, \cdot)$  and  $\text{dec}_p(c, \cdot)$  also implies that at time  $t = t_{\inf}$  there must exist a candidate  $c \neq p$  for which the following two assertions must hold:

1.  $\text{dec}_a(c, t_{\inf}) = \text{dec}_p(c, t_{\inf})$ .
2. There exists a small enough  $\epsilon_0 > 0$  such that for any  $0 < \epsilon < \epsilon_0$  we have  $\text{dec}_a(c, t_{\inf} + \epsilon) < \text{dec}_p(c, t_{\inf} + \epsilon)$ .

In other words, the amount of score decremented from  $c$  up until time  $t_{\inf}$  was the same in both executions, but ever so slightly beyond time  $t_{\inf}$ ,  $\text{score}(c)$  is decremented more in the  $p$  execution. In particular this implies that at time  $t_{\inf}$ , the score of  $c$  in the  $p$  execution was positive, i.e.,  $\text{score}_p(c, t_{\inf}) > 0$ . From here we also get:

$$\text{score}_a(c, t_{\inf}) \geq \text{plu}(c) - \text{dec}_a(c, t_{\inf}) = \text{plu}(c) - \text{dec}_p(c, t_{\inf}) = \text{score}_p(c, t_{\inf}) > 0,$$

where the first inequality holds by Observation 4.15 since the initial score of each candidate is lower bounded by her plurality score, the first equality holds by bullet 1, the second equality holds since  $c \neq p$  and since the initial score of each candidate other than  $p$  equals her plurality score in the  $p$  execution, and the final inequality was discussed right before the above chain.

To summarize,  $c$ 's score at  $t_{\inf}$  was positive in both executions, but the decrement rate was higher in the  $p$  execution. But for this to hold, it must be the case that at time  $t_{\inf}$  the number of voters who are down-voting  $c$  is larger in the  $p$  execution relative to the  $a$  execution. In particular, there exists a voter  $v$  who at time  $t_{\inf}$  down-votes  $c$  in the  $p$  execution, but in the  $a$  execution she down-votes some other candidate  $c' \neq c$ , even though  $c$  was also active in the  $a$  execution at that time. This implies that  $v$  ranks  $c'$  lower than  $c$  and:

- $\text{score}_a(c', t_{\inf}) > 0$  — since  $v$  down-votes  $c'$  in the  $a$  execution at time  $t_{\inf}$  (only candidates with positive score are being down-voted at any given time).
- $\text{score}_p(c', t_{\inf}) = 0$  — since otherwise  $v$  would have down-voted  $c'$  in the  $p$  execution at time  $t_{\inf}$  (or some other active candidate that  $v$  ranks lower than  $c$ ).

Note that  $c' \neq a$  since  $a$  was output in the  $p$  execution (and in particular  $\text{score}_p(a, t_{\inf}) > 0$ ). We also claim that  $c' \neq p$ , since for any  $t$  (and in particular for  $t = t_{\inf}$ ) we have

$$\text{score}_p(p, t) \geq \text{score}_a(p, t). \tag{13}$$

To see this, note first that it is trivial for any  $t$  for which  $\text{score}_a(p, t) = 0$ . For times  $t$  in which  $\text{score}_a(p, t) > 0$  we have

$$\text{score}_p(p, t) = \text{plu}(p) + \mathbf{b} - \text{dec}_p(p, t) = \text{plu}(p) + \mathbf{b} - \text{dec}_a(p, t) = \text{score}_a(p, t) + \mathbf{b} \geq \text{score}_a(p, t),$$

where the first equality holds by Observation 4.15, the second holds by Observation 4.16 and the third holds again by Observation 4.15.

We have established that  $c' \notin \{a, p\}$ , implying that the initial score of  $c'$  in both executions is  $\text{plu}(c')$ . By Observation 4.15, this in turn implies:

$$\text{dec}_a(c', t_{\text{inf}}) = \text{plu}(c') - \text{score}_a(c', t_{\text{inf}}) < \text{plu}(c') - \text{score}_p(c', t_{\text{inf}}) = \text{dec}_p(c', t_{\text{inf}}),$$

where the inequality holds by the two bullets above. In particular, this implies by definition that  $t_{\text{inf}} \in T$ , a contradiction.  $\square$

Lemma 4.17 shows that when  $p$  does not get the boost, the rest of the candidates can only be down-voted faster. The following lemma upper bounds the extent to which that can happen.

**Lemma 4.18.** For any  $c \in \mathcal{C} \setminus \{p\}$ , and for any  $t \in [0, 1]$ , we have  $\text{dec}_a(c, t) \leq \text{dec}_p(c, t) + b$ .

*Proof.* Let  $t \in [0, 1]$ . We start with the following observation:

**Observation 4.19.**  $\text{dec}_p(p, t) \leq \text{dec}_a(p, t) + b$ .

This holds since

$$\text{dec}_p(p, t) = \text{plu}(p) + b - \text{score}_p(p, t) \leq \text{plu}(p) + b - \text{score}_a(p, t) = \text{dec}_a(p, t) + b,$$

where both equalities hold by Observation 4.15 and the inequality holds by Inequality (13). From here we get:

$$\begin{aligned} \sum_{c \in \mathcal{C}} \text{dec}_a(c, t) &= \sum_{c \in \mathcal{C}} \text{dec}_p(c, t) \\ &= \left( \sum_{c \in \mathcal{C} \setminus \{p\}} \text{dec}_p(c, t) \right) + \text{dec}_p(p, t) \\ &\leq \left( \sum_{c \in \mathcal{C} \setminus \{p\}} \text{dec}_p(c, t) \right) + \text{dec}_a(p, t) + b, \end{aligned}$$

where the first equality holds since the total amount of score decremented from all candidates up to time  $t$  equals  $t \cdot n \cdot \frac{1+\delta}{1-\delta}$  regardless of the prediction's identity, and the inequality holds by Observation 4.19. By cancelling out the  $p$  term from both sides, we get

$$\sum_{c \in \mathcal{C} \setminus \{p\}} \text{dec}_a(c, t) \leq \left( \sum_{c \in \mathcal{C} \setminus \{p\}} \text{dec}_p(c, t) \right) + b,$$

which in turn implies

$$\sum_{c \in \mathcal{C} \setminus \{p\}} (\text{dec}_a(c, t) - \text{dec}_p(c, t)) \leq b.$$

By Lemma 4.17, all terms in this sum are non-negative, implying in particular that each of the terms is also upper-bounded by  $b$ . The claim follows.  $\square$

To conclude the proof of Proposition 4.14, we show that for any  $0 \leq t < 1$  we have  $\text{score}_a(a, t) > 0$ . This would imply that  $a$  belongs to the set  $A$  at the end of Algorithm 1, and therefore  $a$  would be the output in the  $a$  execution, as desired. To that end, we have

$$\text{score}_a(a, t) = \text{plu}(a) + b - \text{dec}_a(a, t) \geq \text{plu}(a) - \text{dec}_p(a, t) = \text{score}_p(a, t) > 0,$$

where the first equality holds by Observation 4.15, the first inequality holds by Lemma 4.18, the second equality holds again by Observation 4.15, and the second inequality holds by our assumption that  $a$  was output in the  $p$  execution.  $\square$

## 5 More Refined Metric Distortion Bounds

### 5.1 Bounds Parameterized by Prediction Quality

Consistency and robustness bounds focus on two extreme cases: the case where the prediction is perfect (consistency) and the case where it can be arbitrarily bad (robustness). To develop a more refined understanding of the distortion that our family of  $\text{BOOSTEDSV}_\delta$  algorithms achieves as a function of the prediction quality, we now seek to prove bounds parameterized by the error of the prediction.

We first define a natural measure of error, which is proportional to the distance between the prediction,  $p$ , and the optimal candidate,  $c^*$ , *i.e.*,  $d(p, c^*)$ . Note that using this distance alone as a measure of error would not accurately capture the quality of the prediction, since this does not measure how significant this distance is relative to the average cost that each voter would suffer in the optimal solution. For example, if  $d(p, c^*) = 100$ , and the average distance in the optimal solution is 10000, then the prediction was quite accurate, whereas the prediction would be inaccurate if we scaled the same instance down so that the average distance is 1. Therefore, to accurately capture the relative quality of the prediction we quantify the error  $\eta$  of the prediction by normalizing its distance from  $c^*$  by the average optimal distance,  $\text{SC}(c^*)/n$ , *i.e.*,

$$\eta := \frac{nd(p, c^*)}{\text{SC}(c^*)}$$

Our main result in this section shows that for each choice of  $\delta \in [0, 1)$ , our  $\text{BOOSTEDSV}_\delta$  algorithm guarantees distortion at most  $\frac{3-\delta+2\delta\eta}{1+\delta}$  when the error of the prediction is  $\eta$ . This bound is equal to our consistency bound when the prediction is correct, *i.e.*,  $\eta = 0$ , and then grows linearly as a function of  $e$ , with a slope that is increasing in  $\delta$ . This makes sense, as it captures the intuition that trusting the prediction more (*i.e.*, higher values of  $\delta$ ) translates into a worse dependence on the error. Note, however, that the distortion never exceeds our robustness bound, so it gracefully transitions from the consistency bound to the robustness bound as a function of the error.

**Proposition 5.1.** For any  $\delta \in [0, 1)$ , the distortion achieved by  $\text{BOOSTEDSV}_\delta$  on instances where the prediction  $p$  has error  $\eta = nd(p, c^*)/\text{SC}(c^*)$  is at most

$$\min \left\{ \frac{3 - \delta + 2\delta\eta}{1 + \delta}, \frac{3 + \delta}{1 - \delta} \right\}.$$

*Proof.* For any  $\delta \in [0, 1)$ , assume that  $a$  is the candidate output by a given execution of  $\text{BOOSTEDSV}_\delta$ , when provided with a prediction  $p$  with error  $\eta = nd(p, c^*)/\text{SC}(c^*)$ . Theorem 4.1 already shows that the worst-case distortion of  $\text{BOOSTEDSV}_\delta$  is at most  $\frac{3+\delta}{1-\delta}$  for any  $\delta$ , so we just need to prove that it is also at most  $\frac{3-\delta+2\delta\eta}{1+\delta}$ .

The social cost of  $a$  can be upper bounded as follows:

$$\begin{aligned} \sum_v d(v, a) &\leq \sum_v \sum_c f(v, c) \cdot d(v, a) && \text{(using (1))} \\ &\leq \sum_v \sum_c f(v, c) \cdot d(v, c) && \text{(by Lemma 4.4)} \\ &\leq \sum_v \sum_c f(v, c) \cdot (d(v, c^*) + d(c^*, c)) && \text{(triangle inequality)} \\ &= \text{SC}(c^*) + \sum_c \sum_v f(v, c) \cdot d(c^*, c) \end{aligned}$$

$$\begin{aligned}
&= \text{SC}(c^*) + \sum_v f(v, p) \cdot d(c^*, p) + \sum_{c \neq p} \sum_v f(v, c) \cdot d(c^*, c) && \text{(isolating } c = p) \\
&= \text{SC}(c^*) + \frac{1 - \delta}{1 + \delta} \cdot \left( \text{plu}(p) + \frac{2\delta n}{1 - \delta} \right) d(c^*, p) + \frac{1 - \delta}{1 + \delta} \sum_{c \neq p} \text{plu}(c) \cdot d(c^*, c) && \text{(by (3), (2))} \\
&= \text{SC}(c^*) + \frac{1 - \delta}{1 + \delta} \cdot \frac{2\delta n}{1 - \delta} \cdot d(c^*, p) + \frac{1 - \delta}{1 + \delta} \sum_c \text{plu}(c) \cdot d(c^*, c) && (c = p \text{ back in the sum}) \\
&= \text{SC}(c^*) + \frac{2\delta\eta}{1 + \delta} \text{SC}(c^*) + \frac{1 - \delta}{1 + \delta} \sum_c \text{plu}(c) \cdot d(c^*, c) && \text{(since } d(c^*, p) = \eta \cdot \text{SC}(c^*)/n) \\
&= \frac{1 + \delta + 2\delta\eta}{1 + \delta} \text{SC}(c^*) + \frac{1 - \delta}{1 + \delta} \sum_c \sum_{v: \text{top}(v)=c} d(c^*, c) && \text{(rearranging the sum)} \\
&\leq \frac{1 + \delta + 2\delta\eta}{1 + \delta} \text{SC}(c^*) + \frac{1 - \delta}{1 + \delta} \sum_c \sum_{v: \text{top}(v)=c} d(c^*, v) + d(v, c) && \text{(triangle inequality)} \\
&\leq \frac{1 + \delta + 2\delta\eta}{1 + \delta} \text{SC}(c^*) + \frac{1 - \delta}{1 + \delta} \sum_c \sum_{v: \text{top}(v)=c} 2d(c^*, v) && \text{(since } c = \text{top}(v) \succ_v c^*) \\
&\leq \frac{1 + \delta + 2\delta\eta}{1 + \delta} \text{SC}(c^*) + \frac{2(1 - \delta)}{1 + \delta} \text{SC}(c^*) \leq \left( \frac{3 - \delta + 2\delta\eta}{1 + \delta} \right) \text{SC}(c^*)
\end{aligned}$$

This concludes the proof.  $\square$

## 5.2 Bounds for Metric Spaces with Decisive Voters

We now refine the achieved distortion bounds even further, using the  $\alpha$ -decisiveness framework of [6]. For  $\alpha \in [0, 1]$ , A voter  $v$  is  $\alpha$ -decisive if  $d(v, \text{top}(v)) \leq \alpha \cdot d(v, c)$ , for all  $c \neq \text{top}(v)$ . In other words, the distance of voter  $v$  from her favorite candidate is at most  $\alpha$  times her distance from any other candidate. We say an instance  $(\mathcal{V}, \mathcal{C}, d)$  is  $\alpha$ -decisive if every voter is  $\alpha$ -decisive. Note that when  $\alpha = 0$ , the distance between every voter and her favorite candidate is 0. This captures the *peer selection* setting, in which the set of voters is the set of candidates, and each voter ranks herself first. Therefore, the positive results presented in the section for  $\alpha = 0$  apply to this setting as well. Since the proofs of the decisiveness results are very similar to some of our earlier proofs, we defer them to Appendix A and directly provide the most general bound that is parameterized both by the decisiveness parameter  $\alpha$ , and the error parameter  $\eta$ .

**Proposition 5.2.** For any  $\delta \in [0, 1)$  and  $\alpha \in [0, 1]$ , the distortion achieved by  $\text{BOOSTEDSV}_\delta$  on  $\alpha$ -decisive instances where the prediction  $p$  has error  $\eta = nd(p, c^*)/\text{SC}(c^*)$  is at most

$$\frac{2 + \alpha - \alpha\delta}{1 + \delta} + \min \left\{ \frac{2\delta\eta}{1 + \delta}, \frac{8\delta}{(1 + \delta)(1 - \delta)} \right\}.$$

If we focus our attention on the interesting case where  $\alpha = 0$ , *i.e.*, the peer selection case, then this implies the following bound.

**Corollary 5.3.** For any  $\delta \in [0, 1)$  and  $\alpha = 0$ , the distortion achieved by  $\text{BOOSTEDSV}_\delta$  on  $\alpha$ -decisive instances where the prediction  $p$  has error  $\eta = nd(p, c^*)/\text{SC}(c^*)$  is at most

$$\frac{2}{1 + \delta} + \min \left\{ \frac{2\delta\eta}{1 + \delta}, \frac{8\delta}{(1 + \delta)(1 - \delta)} \right\}.$$

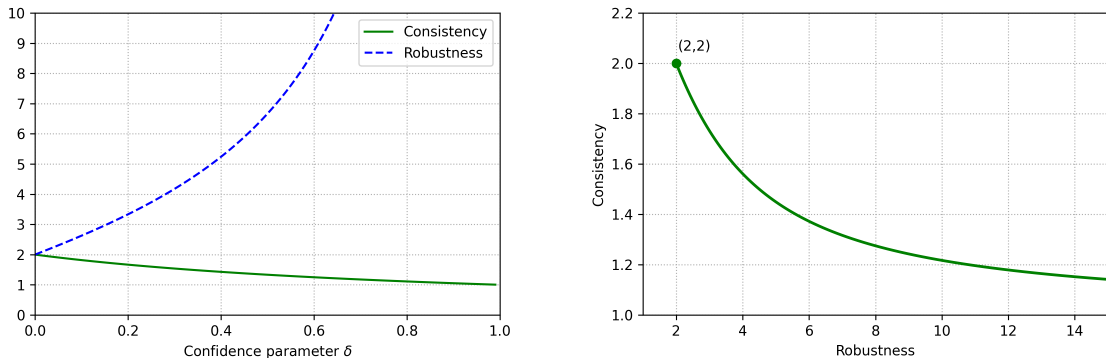


Figure 5: The analog of Figure 1 for 0-decisive instances (peer selection setting). On the left, a plot showing the consistency and robustness bounds achieved by  $\text{BOOSTEDSV}_\delta$  as a function of the confidence parameter  $\delta$ . On the right, a plot capturing the consistency-robustness pairs that can be achieved by  $\text{BOOSTEDSV}_\delta$  for any chosen  $\delta \in [0, 1)$ .

In the metric distortion problem with 0-decisive voters (the peer selection setting), the best known achievable distortion is 2. Our algorithm recovers this guarantee for  $\delta = 0$ . For  $\delta > 0$ , our algorithm achieves a consistency strictly better than 2, at the cost of higher robustness — Figure 5 illustrates the achieved consistency-robustness pairs obtained by varying  $\delta$ . Figure 6 provides the distortion obtained as a function of  $\eta$  for different values of  $\delta$ . Note that as long as the value of  $\eta$  is less than or equal to 1, our algorithm ensures that the achieved distortion remains at most 2.

## 6 Conclusion and Future Work

In this work we initiated the study of distortion problems through the learning-augmented framework, focusing on the metric distortion problem. We considered the performance guarantees achievable by the class of learning-augmented algorithms enhanced with a prediction regarding the optimal outcome and fully resolved this problem by characterizing the robustness-consistency Pareto frontier. Specifically, we provided a natural family of algorithms that appropriately boosts the predicted candidate and achieves any desired outcome on this frontier, parameterized by the designer’s trust in the prediction quality. To prove our algorithm’s optimal robustness guarantee, we upper bounded the impact of the boost applied to the prediction, using the new notion of the *veto map*, which could be of independent interest. Furthermore, we provided even more refined distortion bounds as a function of the prediction error and the decisiveness of the voters.

Our results pave the way for revisiting many other interesting problems within the distortion literature using the learning-augmented framework (a very recent survey on the distortion literature can be used as a useful guide [8]). Examples include the multi-winner variant of the metric distortion problem [17], the distortion of one-sided matching [28], as well as the utilitarian distortion setting with a single winner [47] and with multiple winners [16]. Another natural direction is to apply this framework to randomized metric distortion, especially given the very recent randomized algorithm that achieves distortion better than 3 [5]. Can this be extended toward more general improvements on the robustness-consistency Pareto frontier achievable via randomization?

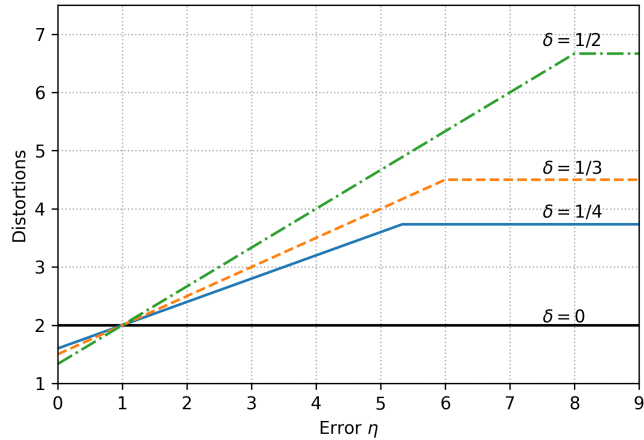


Figure 6: A plot of the distortion upper bound guaranteed by  $\text{BOOSTEDSV}_\delta$  as a function of the prediction error  $\eta$  for different values of  $\delta \in [0, 1)$  for 0-decisive instances (peer selection setting).

## References

- [1] Ben Abramowitz, Elliot Anshelevich, and Wennan Zhu. Awareness of voter passion greatly improves the distortion of metric social choice. In *Proceedings of the The 15th Conference on Web and Internet Economics (WINE)*, pages 3–16, 2019.
- [2] Priyank Agrawal, Eric Balkanski, Vasilis Gkatzelis, Tingting Ou, and Xizhi Tan. Learning-augmented mechanism design: Leveraging predictions for facility location. In *Proceedings of the 23rd ACM Conference on Economics and Computation*, pages 497–528, 2022.
- [3] Noga Alon, Felix Fischer, Ariel Procaccia, and Moshe Tennenholtz. Sum of us: Strategyproof selection from the selectors. In *Proceedings of the 13th Conference on Theoretical Aspects of Rationality and Knowledge*, pages 101–110, 2011.
- [4] Ioannis Anagnostides, Dimitris Fotakis, and Panagiotis Patsilinakos. Metric-distortion bounds under limited information. *Journal of Artificial Intelligence Research*, 74:1449–1483, 2022.
- [5] Nima Anari, Moses Charikar, and Prasanna Ramakrishnan. Distortion in metric matching with ordinal preferences. *CoRR*, abs/2305.12119, 2023.
- [6] Elliot Anshelevich and John Postl. Randomized social choice functions under metric preferences. *Journal of Artificial Intelligence Research*, 58:797–827, 2017.
- [7] Elliot Anshelevich, Onkar Bhardwaj, Edith Elkind, John Postl, and Piotr Skowron. Approximating optimal social choice under metric preferences. *Artificial Intelligence*, 264:27–51, 2018. ISSN 0004-3702.
- [8] Elliot Anshelevich, Aris Filos-Ratsikas, Nisarg Shah, and Alexandros A. Voudouris. Distortion in social choice problems: The first 15 years and beyond. In *30th*, pages 4294–4301, 2021. Survey Track.



- [9] Antonios Antoniadis, Themis Gouleakis, Pieter Kleer, and Pavel Kolev. Secretary and online matching problems with machine learned advice. *Advances in Neural Information Processing Systems*, 33:7933–7944, 2020.
- [10] Yossi Azar, Debmalya Panigrahi, and Noam Touitou. Online graph algorithms with predictions. *Proceedings of the Thirty-Third Annual ACM-SIAM Symposium on Discrete Algorithms*, 2022.
- [11] Maria-Florina Balcan, Siddharth Prasad, and Tuomas Sandholm. Bicriteria multidimensional mechanism design with side information. *CoRR*, abs/2302.14234, 2023.
- [12] Eric Balkanski, Vasilis Gkatzelis, and Xizhi Tan. Strategyproof scheduling with predictions. In *14th Innovations in Theoretical Computer Science Conference (ITCS 2023)*. Schloss Dagstuhl-Leibniz-Zentrum für Informatik, 2023.
- [13] Etienne Bamas, Andreas Maggiori, and Ola Svensson. The primal-dual method for learning augmented algorithms. *Advances in Neural Information Processing Systems*, 33:20083–20094, 2020.
- [14] Siddhartha Banerjee, Vasilis Gkatzelis, Artur Gorokh, and Billy Jin. Online nash social welfare maximization with predictions. In *Proceedings of the 2022 ACM-SIAM Symposium on Discrete Algorithms, SODA 2022*. SIAM, 2022.
- [15] Siddhartha Banerjee, Vasilis Gkatzelis, Safwan Hossain, Billy Jin, Evi Micha, and Nisarg Shah. Proportionally fair online allocation of public goods with predictions. *CoRR*, abs/2209.15305, 2022. doi: 10.48550/arXiv.2209.15305. URL <https://doi.org/10.48550/arXiv.2209.15305>.
- [16] Ioannis Caragiannis, Swaprava Nath, Ariel D. Procaccia, and Nisarg Shah. Subset selection via implicit utilitarian voting. *Journal of Artificial Intelligence Research*, 58:123–152, 2017.
- [17] Ioannis Caragiannis, Nisarg Shah, and Alexandros A. Voudouris. The metric distortion of multiwinner voting. *Artif. Intell.*, 313:103802, 2022.
- [18] Ching-Lueh Chang. Some results on approximate 1-median selection in metric spaces. *Theoretical Computer Science*, 426:1–12, 2012.
- [19] Ching-Lueh Chang. A lower bound for metric 1-median selection. *Journal of Computer and System Sciences*, 84:44–51, 2017.
- [20] Ching-Lueh Chang. Metric 1-median selection: Query complexity vs. approximation ratio. *ACM Transactions on Computation Theory (TOCT)*, 9(4):1–23, 2017.
- [21] Moses Charikar and Sudipto Guha. Improved combinatorial algorithms for the facility location and k-median problems. In *40th Annual Symposium on Foundations of Computer Science (Cat. No. 99CB37039)*, pages 378–388. IEEE, 1999.
- [22] Moses Charikar and Prasanna Ramakrishnan. Metric distortion bounds for randomized social choice. In *Proceedings of the 2022 Annual ACM-SIAM Symposium on Discrete Algorithms (SODA)*, pages 2986–3004. SIAM, 2022.
- [23] Moses Charikar, Prasanna Ramakrishnan, Kangning Wang, and Hongxun Wu. Breaking the metric voting distortion barrier. *arXiv preprint arXiv:2306.17838*, 2023.

- [24] Vincent Cohen-Addad, Michał Pilipczuk, and Marcin Pilipczuk. A polynomial-time approximation scheme for facility location on planar graphs. In *2019 IEEE 60th Annual Symposium on Foundations of Computer Science (FOCS)*, pages 560–581. IEEE, 2019.
- [25] Paul Dütting, Silvio Lattanzi, Renato Paes Leme, and Sergei Vassilvitskii. Secretaries with advice. In *Proceedings of the 22nd ACM Conference on Economics and Computation*, pages 409–429, 2021.
- [26] James M Enelow and Melvin J Hinich. The spatial theory of voting. *Cambridge Books*, 1984.
- [27] Brandon Fain, Ashish Goel, Kamesh Munagala, and Nina Prabhhu. Random dictators with a random referee: Constant sample complexity mechanisms for social choice. In *Proceedings of the 33rd AAAI Conference on Artificial Intelligence (AAAI)*, pages 1893–1900, 2019.
- [28] Aris Filos-Ratsikas and Peter Bro Miltersen. Truthful approximations to range voting. In *Web and Internet Economics: 10th International Conference, WINE 2014, Beijing, China, December 14-17, 2014. Proceedings 10*, pages 175–188. Springer, 2014.
- [29] Dimitris Fotakis and Laurent Gourvès. On the distortion of single winner elections with aligned candidates. *Auton. Agents Multi Agent Syst.*, 36(2):37, 2022.
- [30] Vasilis Gkatzelis, Daniel Halpern, and Nisarg Shah. Resolving the optimal metric distortion conjecture. In *2020 IEEE 61st Annual Symposium on Foundations of Computer Science (FOCS)*, pages 1427–1438. IEEE, 2020.
- [31] Vasilis Gkatzelis, Kostas Kollias, Alkmini Sgouritsa, and Xizhi Tan. Improved price of anarchy via predictions. In *Proceedings of the 23rd ACM Conference on Economics and Computation*, pages 529–557, 2022.
- [32] Vasilis Gkatzelis, Mohamad Latifian, and Nisarg Shah. Best of both distortion worlds. In *The 24th ACM Conference on Economics and Computation*, 2023.
- [33] Stephen Gross, Elliot Anshelevich, and Lirong Xia. Vote until two of you agree: Mechanisms with small distortion and sample complexity. In *Proceedings of the 31st AAAI Conference on Artificial Intelligence (AAAI)*, pages 544–550, 2017.
- [34] Sungjin Im, Ravi Kumar, Mahshid Montazer Qaem, and Manish Purohit. Online knapsack with frequency predictions. *Advances in Neural Information Processing Systems*, 34, 2021.
- [35] Piotr Indyk. Sublinear time algorithms for metric space problems. In *Proceedings of the thirty-first annual ACM symposium on Theory of computing*, pages 428–434, 1999.
- [36] Gabriel Istrate and Cosmin Bonchis. Mechanism design with predictions for obnoxious facility location. *CoRR*, abs/2212.09521, 2022.
- [37] K. Jain, M. Mahdian, E. Markakis, A. Saberi, and V. V. Vazirani. Greedy facility location algorithms analyzed using dual fitting with factor-revealing LP. *Journal of the ACM*, 50(6): 795–824, 2003.
- [38] David Kempe. Communication, distortion, and randomness in metric voting. In *Proceedings of the 34th AAAI Conference on Artificial Intelligence (AAAI)*, pages 2087–2094, 2020.
- [39] David Kempe. An analysis framework for metric voting based on LP duality. In *Proceedings of the 34th AAAI Conference on Artificial Intelligence (AAAI)*, pages 2079–2086, 2020.

- [40] Fatih Erdem Kizilkaya and David Kempe. Plurality veto: A simple voting rule achieving optimal metric distortion. In *Proceedings of the Thirty-First International Joint Conference on Artificial Intelligence, IJCAI 2022, Vienna, Austria, 23-29 July 2022*, pages 349–355, 2022.
- [41] Fatih Erdem Kizilkaya and David Kempe. Generalized veto core and a practical voting rule with optimal metric distortion. *arXiv preprint arXiv:2305.19632*, 2023.
- [42] Alexander Lindermayr and Nicole Megow. Alps. URL <https://algorithms-with-predictions.github.io/>.
- [43] Thodoris Lykouris and Sergei Vassilvtiskii. Competitive caching with machine learned advice. In *International Conference on Machine Learning*, pages 3296–3305. PMLR, 2018.
- [44] Michael Mitzenmacher and Sergei Vassilvtiskii. *Algorithms with Predictions*, page 646–662. Cambridge University Press, 2021.
- [45] Kamesh Munagala and Kangning Wang. Improved metric distortion for deterministic social choice rules. In *Proceedings of the 2019 ACM Conference on Economics and Computation (EC)*, pages 245–262, 2019.
- [46] Jannik Peters. A note on rules achieving optimal metric distortion. *arXiv:2305.08667*, 2023.
- [47] Ariel D. Procaccia and Jeffrey S. Rosenschein. The distortion of cardinal preferences in voting. In *International Workshop on Cooperative Information Agents (CIA)*, pages 317–331, 2006.
- [48] Manish Purohit, Zoya Svitkina, and Ravi Kumar. Improving online algorithms via ml predictions. In *Advances in Neural Information Processing Systems*, pages 9661–9670, 2018.
- [49] Chenyang Xu and Pinyan Lu. Mechanism design with predictions. In Luc De Raedt, editor, *Proceedings of the Thirty-First International Joint Conference on Artificial Intelligence, IJCAI 2022, Vienna, Austria, 23-29 July 2022*, pages 571–577. ijcai.org, 2022. doi: 10.24963/ijcai.2022/81. URL <https://doi.org/10.24963/ijcai.2022/81>.

## A Missing Proofs from Section 5.2

### A.1 Consistency Bound for $\alpha$ -Decisive Instances

**Proposition A.1.** For any  $\delta \in [0, 1)$  and  $\alpha \in [0, 1]$ , assume that  $a$  is the candidate output by a given execution of  $\text{BOOSTEDSV}_\delta$  on an  $\alpha$ -decisive instance when provided with the correct prediction  $p = c^*$ . Then we have

$$\text{SC}(a) \leq \frac{2 + \alpha - \alpha\delta}{1 + \delta} \cdot \text{SC}(c^*).$$

*Proof.* The social cost of the returned candidate  $a$  can be upper bounded as follows:

$$\begin{aligned} \sum_v d(v, a) &\leq \sum_v \sum_c f(v, c) \cdot d(v, a) && \text{(using (1))} \\ &\leq \sum_v \sum_c f(v, c) \cdot d(v, c) && \text{(by Lemma 4.4)} \\ &\leq \sum_v \sum_c f(v, c) \cdot (d(v, c^*) + d(c^*, c)) && \text{(triangle inequality)} \end{aligned}$$

$$\begin{aligned}
&= \text{SC}(c^*) + \sum_c \sum_v f(v, c) \cdot d(c^*, c) \\
&= \text{SC}(c^*) + \sum_{c \neq c^*} \sum_v f(v, c) \cdot d(c^*, c) && \text{(since } d(c^*, c^*) = 0\text{)} \\
&= \text{SC}(c^*) + \sum_{c \neq c^*} \frac{1 - \delta}{1 + \delta} \cdot \text{plu}(c) \cdot d(c^*, c) && \text{(using (2) and the fact that } p = c^*\text{)} \\
&= \text{SC}(c^*) + \frac{1 - \delta}{1 + \delta} \sum_{c \neq c^*} \sum_{v: \text{top}(v)=c} d(c^*, c) \\
&\leq \text{SC}(c^*) + \frac{1 - \delta}{1 + \delta} \sum_{c \neq c^*} \sum_{v: \text{top}(v)=c} d(c^*, v) + d(v, c) && \text{(triangle inequality)} \\
&\leq \text{SC}(c^*) + \frac{1 - \delta}{1 + \delta} \sum_{c \neq c^*} \sum_{v: \text{top}(v)=c} d(c^*, v) + \alpha d(v, c^*) && (\alpha\text{-decisiveness)} \\
&\leq \text{SC}(c^*) + \frac{1 - \delta}{1 + \delta} \sum_c \sum_{v: \text{top}(v)=c} d(c^*, v) + \alpha d(v, c^*) && \text{(adding } c^* \text{ to the sum)} \\
&\leq \text{SC}(c^*) + \frac{1 - \delta}{1 + \delta} \sum_c \sum_{v: \text{top}(v)=c} (1 + \alpha) d(c^*, v) \\
&\leq \text{SC}(c^*) + \frac{(1 + \alpha)(1 - \delta)}{1 + \delta} \text{SC}(c^*) \\
&\leq \frac{2 + \alpha - \alpha\delta}{1 + \delta} \text{SC}(c^*). \quad \square
\end{aligned}$$

## A.2 Robustness Bound for $\alpha$ -Decisive Instances

**Proposition A.2.** For any  $\delta \in [0, 1)$  and  $\alpha \in [0, 1]$ , assume that  $p$  is the candidate output by a given execution of  $\text{BOOSTEDSV}_\delta$  on an  $\alpha$ -decisive instance, i.e., the algorithm returns the prediction. Then we have

$$\text{SC}(p) \leq \left( \frac{2 + \alpha - \alpha\delta}{1 + \delta} + \frac{8\delta}{(1 + \delta)(1 - \delta)} \right) \cdot \text{SC}(c^*).$$

*Proof.* Note that if  $p = c^*$  then the claim holds by Proposition A.1. We thus assume for the rest of the proof that  $p \neq c^*$ . The social cost of the returned candidate  $p$  can be upper bounded as follows:

$$\begin{aligned}
\sum_{v \in \mathcal{V}} d(v, p) &\leq \sum_v \sum_c f(v, c) \cdot d(v, p) && \text{(using (1))} \\
&\leq \sum_v \sum_c f(v, c) \cdot d(v, c) && \text{(by Corollary 4.4)} \\
&\leq \sum_v \sum_c f(v, c) \cdot (d(v, c^*) + d(c^*, c)) && \text{(triangle inequality)} \\
&= \text{SC}(c^*) + \sum_c \sum_v f(v, c) \cdot d(c^*, c) \\
&= \text{SC}(c^*) + \sum_{c \neq c^*} \sum_v f(v, c) \cdot d(c^*, c) && \text{(Since } d(c^*, c^*) = 0\text{)} \\
&= \text{SC}(c^*) + \sum_{c \neq c^*, p} \sum_v f(v, c) \cdot d(c^*, c) + \sum_v f(v, p) \cdot d(c^*, p)
\end{aligned}$$

$$\begin{aligned}
&= \text{SC}(c^*) + \frac{1-\delta}{1+\delta} \sum_{c \neq c^*} \text{plu}(c) d(c^*, c) + \frac{2\delta n}{1-\delta} d(c^*, p) && \text{(using (2) and (3))} \\
&= \text{SC}(c^*) + \frac{1-\delta}{1+\delta} \sum_{c \neq c^*} \sum_{v: \text{top}(v)=c} d(c^*, c) + \frac{2\delta n}{1-\delta} d(c^*, p) \\
&\leq \text{SC}(c^*) + \frac{1-\delta}{1+\delta} \sum_{c \neq c^*} \sum_{v: \text{top}(v)=c} (d(c^*, v) + d(v, c)) + \frac{2\delta n}{1-\delta} d(c^*, p) && \text{(triangle inequality)} \\
&\leq \text{SC}(c^*) + \frac{1-\delta}{1+\delta} \sum_{c \neq c^*} \sum_{v: \text{top}(v)=c} (1+\alpha) d(c^*, v) + \frac{2\delta n}{1-\delta} d(c^*, p) && \text{(by } \alpha\text{-decisiveness)} \\
&\leq \text{SC}(c^*) + \frac{1-\delta}{1+\delta} \sum_c \sum_{v: \text{top}(v)=c} (1+\alpha) d(c^*, v) + \frac{2\delta n}{1-\delta} d(c^*, p) && \text{(adding } c^* \text{ to the sum)} \\
&\leq \text{SC}(c^*) + \frac{(1+\alpha)}{(1+\delta)(1-\delta)} \text{SC}(c^*) + \frac{2\delta n}{1+\delta} d(c^*, p) \\
&\leq \frac{a+\alpha-\alpha\delta}{1+\delta} \text{SC}(c^*) + \frac{2\delta n}{1+\delta} d(c^*, p) \\
&\leq \frac{a+\alpha-\alpha\delta}{1+\delta} \text{SC}(c^*) + \frac{2\delta n}{1+\delta} \cdot \frac{2\text{SC}(c^*)}{\frac{1-\delta}{2}n} && \text{(by Lemma 4.9)} \\
&\leq \left( \frac{a+\alpha-\alpha\delta}{1+\delta} + \frac{8\delta}{(1+\delta)(1-\delta)} \right) \text{SC}(c^*). && \square
\end{aligned}$$

The following proposition shows that the robustness bound is maintained also when  $\text{BOOSTEDSV}_\delta$  does not output the prediction.

**Proposition A.3.** For any  $\delta \in [0, 1)$  and  $\alpha \in [0, 1]$ , assume that  $a \in \mathcal{C} \setminus \{p\}$  is the candidate output by a given execution of  $\text{BOOSTEDSV}_\delta$  on an  $\alpha$ -decisive instance, i.e., the algorithm does not return the prediction. Then we have

$$\text{SC}(a) \leq \left( \frac{2+\alpha-\alpha\delta}{1+\delta} + \frac{8\delta}{(1+\delta)(1-\delta)} \right) \cdot \text{SC}(c^*).$$

*Proof.* We first note that proposition 4.14 holds for any instance, and in particular it holds for  $\alpha$ -decisive instances. By Proposition 4.14,  $a$  is returned by  $\text{BOOSTEDSV}_\delta$  when executed on the same preference profile as in the given execution, with candidate  $a$  also being the prediction. That is, the new execution returns the new prediction (candidate  $a$ ). The claim follows by Proposition A.2.  $\square$

### A.3 Bounds Parameterized by Prediction Quality for $\alpha$ -Decisive Instances

**Proposition A.4.** For any  $\delta \in [0, 1)$  and  $\alpha \in [0, 1]$ , the distortion achieved by  $\text{BOOSTEDSV}_\delta$  on  $\alpha$ -decisive instances where the prediction  $p$  has error  $\eta = nd(p, c^*)/\text{SC}(c^*)$  is at most

$$\frac{2+\alpha-\alpha\delta}{1+\delta} + \min \left\{ \frac{2\delta\eta}{1+\delta}, \frac{8\delta}{(1+\delta)(1-\delta)} \right\}.$$

*Proof.* For any  $\delta \in [0, 1)$ , assume that  $a$  is the candidate output by a given execution of  $\text{BOOSTEDSV}_\delta$  on an  $\alpha$ -decisive instance when provided with a prediction  $p$  with error  $\eta = nd(p, c^*)/\text{SC}(c^*)$ . Proposition A.2 and A.3 already show that the worst-case distortion of  $\text{BOOSTEDSV}_\delta$  is at most

$\left(\frac{2+\alpha-\alpha\delta}{1-\delta} + \frac{8\delta}{(1+\delta)(1-\delta)}\right)$  for any  $\delta$ , so we just need to prove that it is also at most  $\frac{2+\alpha-\alpha\delta+2\delta\eta}{1+\delta}$ . Note that if  $p = c^*$  then  $\eta = 0$  and the claim follows from Proposition A.1. We thus assume for the rest of the proof that  $p \neq c^*$ .

The social cost of  $a$  can be upper bounded as follows:

$$\begin{aligned}
\sum_v d(v, a) &\leq \sum_v \sum_c f(v, c) \cdot d(v, a) && \text{(using (1))} \\
&\leq \sum_v \sum_c f(v, c) \cdot d(v, c) && \text{(by Lemma 4.4)} \\
&\leq \sum_v \sum_c f(v, c) \cdot (d(v, c^*) + d(c^*, c)) && \text{(triangle inequality)} \\
&= \text{SC}(c^*) + \sum_c \sum_v f(v, c) \cdot d(c^*, c) \\
&= \text{SC}(c^*) + \sum_{c \neq c^*} \sum_v f(v, c) \cdot d(c^*, c) && \text{(since } d(c^*, c^*) = 0\text{)} \\
&= \text{SC}(c^*) + \sum_v f(v, p) \cdot d(c^*, p) + \sum_{c \neq p, c^*} \sum_v f(v, c) \cdot d(c^*, c) \\
&\hspace{15em} \text{(extracting } c = p \text{ from the sum)} \\
&= \text{SC}(c^*) + \frac{1-\delta}{1+\delta} \cdot \left(\text{plu}(p) + \frac{2\delta n}{1-\delta}\right) d(c^*, p) + \sum_{c \neq p, c^*} \frac{1-\delta}{1+\delta} \cdot \text{plu}(c) \cdot d(c^*, c) \\
&\hspace{15em} \text{(using (3), (2))} \\
&= \text{SC}(c^*) + \frac{1-\delta}{1+\delta} \cdot \frac{2\delta n}{1-\delta} \cdot d(c^*, p) + \sum_{c \neq c^*} \frac{1-\delta}{1+\delta} \cdot \text{plu}(c) \cdot d(c^*, c) \\
&\hspace{15em} (c = p \text{ back in the sum)} \\
&= \text{SC}(c^*) + \frac{2\delta\eta}{1+\delta} \text{SC}(c^*) + \sum_{c \neq c^*} \frac{1-\delta}{1+\delta} \cdot \text{plu}(c) \cdot d(c^*, c) \quad \text{(since } d(c^*, p) = \eta \cdot \text{SC}(c^*)/n\text{)} \\
&= \frac{1+\delta+2\delta\eta}{1+\delta} \text{SC}(c^*) + \frac{1-\delta}{1+\delta} \sum_{c \neq c^*} \sum_{v: \text{top}(v)=c} d(c^*, c) && \text{(rearranging the sum)} \\
&\leq \frac{1+\delta+2\delta\eta}{1+\delta} \text{SC}(c^*) + \frac{1-\delta}{1+\delta} \sum_{c \neq c^*} \sum_{v: \text{top}(v)=c} d(c^*, v) + d(v, c) && \text{(triangle inequality)} \\
&\leq \frac{1+\delta+2\delta\eta}{1+\delta} \text{SC}(c^*) + \frac{1-\delta}{1+\delta} \sum_{c \neq c^*} \sum_{v: \text{top}(v)=c} (1+\alpha)d(c^*, v) && \text{(by } \alpha\text{-decisiveness)} \\
&\leq \frac{1+\delta+2\delta\eta}{1+\delta} \text{SC}(c^*) + \frac{1-\delta}{1+\delta} \sum_c \sum_{v: \text{top}(v)=c} (1+\alpha)d(c^*, v) \quad \text{(adding } c^* \text{ back to the sum)} \\
&\leq \frac{1+\delta+2\delta\eta}{1+\delta} \text{SC}(c^*) + \frac{(1+\alpha)(1-\delta)}{1+\delta} \text{SC}(c^*) \\
&\leq \left(\frac{2+\alpha-\alpha\delta+2\delta\eta}{1+\delta}\right) \text{SC}(c^*)
\end{aligned}$$

This concludes the proof.  $\square$