
Bootstrapping Vision-Language Learning with Decoupled Language Pre-training

Yiren Jian¹ Chongyang Gao² Soroush Vosoughi¹
¹Dartmouth College ²Northwestern University

Abstract

We present a novel methodology aimed at optimizing the application of frozen large language models (LLMs) for resource-intensive vision-language (VL) pre-training. The current paradigm uses visual features as prompts to guide language models, with a focus on determining the most relevant visual features for corresponding text. Our approach diverges by concentrating on the language component, specifically identifying the optimal prompts to align with visual features. We introduce the Prompt-Transformer (P-Former), a model that predicts these ideal prompts, which is trained exclusively on linguistic data, bypassing the need for image-text pairings. This strategy subtly bifurcates the end-to-end VL training process into an additional, separate stage. Our experiments reveal that our framework significantly enhances the performance of a robust image-to-text baseline (BLIP-2), and effectively narrows the performance gap between models trained with either 4M or 129M image-text pairs. Importantly, our framework is modality-agnostic and flexible in terms of architectural design, as validated by its successful application in a video learning task using varied base modules. The code will be made available at <https://github.com/yiren-jian/BLIText>.

1 Introduction

The field of vision-language (VL) learning seeks to create AI systems that mimic human cognition, processing the world through multi-modal inputs. Core research areas in VL include visual-question-answering (VQA), image captioning, image-text retrieval, and visual reasoning. VL learning began with task-specific learning [3, 64] and has since progressed to large-scale image-text pre-training paired with task-specific fine-tuning [50]. Furthermore, contemporary studies have begun exploring the use of off-the-shelf frozen pre-trained large language models (LLMs) in VL models [2, 23, 34, 58], which have delivered impressive results in language generation tasks such as VQA and image captioning.

Present VL models utilizing frozen LLMs are characterized by shared design elements: visual encoders, visual-to-language modules, and frozen LLMs. Except for Flamingo [2], which employs a visual signal at each layer of the frozen LLM via gated cross-attention, the majority of works [6, 34, 41, 46, 58] feed aligned visual features as soft language prompts [29] into the frozen LLMs (see Figure 1 *left*). The models are then trained end-to-end with an image-conditioned language generation loss using large-scale image-text pairs. This conceptually simple and implementation-wise straightforward design has proven effective. BLIP-2 [34] demonstrates that decoupling the end-to-end training into two stages is crucial for state-of-the-art results. The second stage of training involves standard end-to-end learning, while the first stage of training of BLIP-2 utilizes a learnable module (called Query-Transformer/Q-Former) to selectively choose/query visual features relevant to the corresponding text. This reduces 256 features of an entire image to the 32 most relevant visual features that will be sent into the following parts of the model. Stage 1 of BLIP-2 can be viewed as a refined learnable version of early VL works [3, 38, 71] that use object detectors like Faster-RCNN

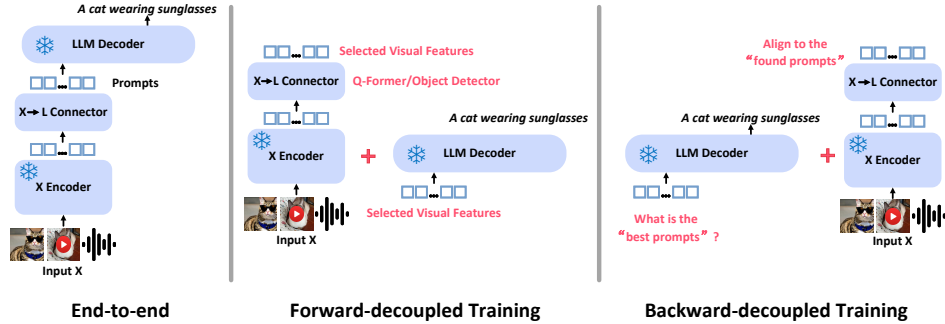


Figure 1: *left*: End-to-end training of X-to-language models (where X can be images, videos, or audio), in which aligned input features are provided as prompts to LLMs. Examples include Frozen [29] and ClipCap [46]. *middle*: “Forward-decoupled training” as demonstrated in BLIP-2 [34] and X-LLM [6]. For instance, in BLIP-2, the Q-Former is first trained to extract relevant features from the image encoder, and then the selected features are used as prompts for LLM for end-to-end learning. *right*: We propose “backward-decoupled training”, which initially identifies the “reference prompt” for the LLM to generate the target text, followed by mapping input features to the “reference prompt”.

[17] to select features from regions of objects (objects in images are likely to be mentioned and thus relevant to the accompanying text). We refer to this strategy as “forward-decoupling” since it uses a heuristic to learn/select which useful features are forward-passed into the subsequent model to mitigate challenges in the end-to-end optimization (shown in Figure 1 *middle*).

We provide a novel insight to mitigate the challenges in end-to-end optimization by introducing “backward-decoupling” during back-propagation. For a caption t (e.g., “a cat wearing sunglasses”) from VL pre-training dataset \mathcal{D}_{VL} , the optimizer first finds the optimal continuous prompt p for a fixed decoder LLM D_{language} : $p = \operatorname{argmin}_p \mathcal{L}(D_{\text{language}}(p), t)$, before further back-propagating into the vision-to-language module (e.g., Q-Former in BLIP-2, or MLP in ClipCap) and the vision encoder (shown in Figure 1 *right*). We realize that the first stage, optimization of p given D_{language} and t , is purely linguistic and does not restrict the learning text examples from \mathcal{D}_{VL} . Thus, we propose to learn this part independently with the available sentence dataset.

While it’s not feasible to learn individual prompts p for each sentence t due to the infinite number of possible sentences, we propose to parameterize prompt p by a Prompting-Transformer (P-Former): $p = E_{\text{P-Former}}(t)$. This effectively transforms the learning of p given D_{language} and t into learning $E_{\text{P-Former}}$ by $\operatorname{argmin}_{E_{\text{P-Former}}} \mathcal{L}(D_{\text{language}}(E_{\text{P-Former}}(t)), t)$. Essentially, this is an autoencoder with the causal LLM D_{language} as the decoder. As for P-Former, we use a bidirectional Transformer and the [CLS] representation as the bottleneck. Besides the reconstruction loss, we add a contrastive loss to discriminate each sample. Such a design makes $E_{\text{P-Former}}$ a semantic sentence embedding model like SimCSE [16] (i.e., semantically similar sentences have similar representations). Once $E_{\text{P-Former}}$ is learned, $p = E_{\text{P-Former}}(t)$ will be the “reference prompt” for LLM D_{language} to generate t auto-regressively. The training overview and P-Former details are shown in Figure 2.

Returning to the VL pre-training, we add a complementary loss to minimize the distance between aligned visual features (being used as language prompts) and the “reference prompt” given by P-Former. We expect this to improve the VL pre-training in two ways: (1) We further decouple the VL learning into another stage, as Li et al. [34] suggest that multi-stage training is important to mitigate alignment challenges. (2) A semantically rich space is learned for aligned visual features/prompts by a SimCSE design for our P-Former trained with the unimodal sentence dataset (i.e., semantically similar images are encouraged to align to “reference prompts” with close representations).

Our proposed framework only adds a learning objective on tensors feeding into LLMs as prompts (a.k.a images/multi-modalities as foreign languages [6, 61]). Therefore, our method is agnostic to the input modalities, X encoders, and X-to-language modules (where X can be images, videos, and audio). This could be especially salient for videos, which have much less high-quality paired data [15] compared to image-text pairs. And because P-Former is only trained with the LLM, there is no need to re-train the P-Former for different modalities.

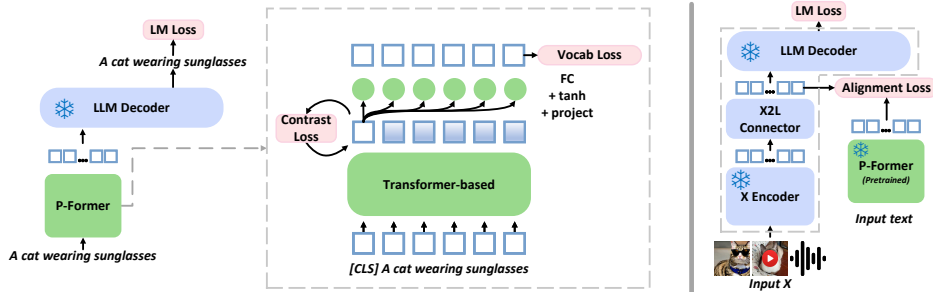


Figure 2: Overview of P-Former. *left*: The P-Former training resembles an autoencoder, with the bidirectional P-Former as the encoder and a causal LLM (frozen) as the decoder. The objective is to reconstruct input text auto-regressively. The [CLS] representation serves as sentence embeddings, which are projected back to the length of prompts. The contrastive loss at [CLS] mirrors the training of SimCSE [16]. A regularization vocabulary loss is utilized to encourage the prompts to be close to the vocabulary embeddings. *right*: Overview of bootstrapping VL pre-training with the trained P-Former. The alignment loss introduced by P-Former is agnostic to input modalities, encoders, and X-to-language modules (i.e., modules within the dashed box can be flexible). P-Former is only used during training and not during inference.

In our experiments, we take BLIP-2 as an example and show that our proposed framework improves this latest VL method by great margins in various benchmarks of VQA and image captioning. In Section 4.5, we demonstrate its effectiveness in other modalities (i.e., video) using different vision-to-language modules (i.e., plain Transformer over Q-Former).

We anticipate a growing body of future work within the paradigm of “images/multi-modalities as language prompts with frozen LLMs” due to its simplicity and effectiveness, as demonstrated by BLIP-2. For example, a concurrent work X-LLM [6] extends BLIP-2 from images to videos/speech with more advanced LLMs, augmenting BLIP-2’s vision-to-language module Q-Former with Adapters. Because our proposed method is agnostic to input modalities, encoders, and X-to-language modules, it should seamlessly apply to future work within this paradigm of “images/multi-modalities as language prompts with frozen LLMs”.

2 Related work

End-to-end vision-language learning Most end-to-end VL pre-training models can be broadly classified into two categories: dual-encoder and fusion-encoder models. Dual-encoder models employ two separate networks for vision and language, with the modality interaction computed via dot-product between visual and linguistic features (e.g., CLIP [50]). Due to the efficient computation of vector dot-product through feature caching, dual-encoder models are effective and highly efficient for image-text retrieval tasks. However, their performance in VQA, captioning, and visual reasoning tasks is limited due to the lack of fine-grained alignment between the two modalities.

Fusion-encoder models, such as ALBEF [32], VLMO [4], and CoCa [69], introduce new fusion-Transformer layers to model deep interactions between the two modalities in addition to vision and language encoders. Common designs include concatenating visual and linguistic features before feeding them into a self-attentive Transformer [4, 7, 8, 14, 19, 20, 25, 27, 35, 37, 38, 54, 56, 59, 60, 61, 63, 66, 68, 71] or cross-attending vision and language encoders to compute fused features [2, 11, 12, 30, 32, 33, 40, 43, 44, 57, 65]. The vision encoder can range from simple linear embeddings [27] and ConvNets [19, 20, 25, 54, 60, 63, 68] to Transformers [4, 11, 12, 32, 33, 59, 61, 66], an offline pre-trained object detector like Faster-RCNN [7, 8, 14, 35, 37, 38, 56, 71], or an ensemble of models [42]. The language encoder can be initialized with a BERT-based [26] model or as part of a fusion-Transformer [4, 11, 12, 61, 70]. Most methods utilize three types of losses during pre-training: image-text contrastive (ITC) loss, image-text matching (ITM) loss, and mask language modeling (MLM) loss or language generation (ITG) loss. Fusion-encoder models have shown superior performance in VQA and captioning tasks, though they are less efficient in retrieval tasks. A thorough review of the recent advancements in VL pre-training can be found in Gan et al. [15].

Vision-language learning with frozen language models Large language models, pre-trained on large text corpora, show exceptional performance in language generation tasks. Therefore, incorporating these large frozen language models into VL models can be particularly beneficial for vision-language generation tasks, such as VQA and captioning. Flamingo [2] incorporates visual signals into each layer of a large frozen LLM using cross-attention. In contrast, Frozen [58] fine-tunes the image encoder to align visual features as soft prompts, which are input into the frozen language model. Recently, BLIP-2 [34] introduced an additional vision-to-language adaptation module Q-former (in conjunction with the frozen ViT [10] and an LLM), proposing a two-stage training process to mitigate the challenges in learning visual-language alignment. The first stage of BLIP-2 training optimizes the Q-former to extract beneficial visual features using ITC, ITM, and ITG losses. In the second stage of BLIP-2 training, all three modules (ViT, Q-former, and LLM) are trained end-to-end with only the parameters in Q-former updated. Despite being trained on 129M image-text pairs and with affordable computational resources, BLIP-2 demonstrates competitive results across multiple benchmarks. Finally, a concurrent work on visual chat-bot X-LLM [6] also adopts a similar architectural design philosophy to BLIP-2. *Our proposed framework with P-Former can be applied to models under this paradigm that use soft prompts as the visual-language interface (e.g., Frozen, BLIP-2, X-LLM, etc).*

Multi-modal auxiliary data learning Besides using off-the-shelf pre-trained vision encoders (ViT and Faster-RCNN [17, 51]) and language models, it is also interesting to explore how unimodal training can enhance multi-modal models. VLMo [4] demonstrated the benefits of conducting stage-wise pre-training with image-only and text-only data for their proposed model architecture. Li et al. [36] proposed using object tags from detectors as anchor points to bridge unpaired images and text, while Zhou et al. [74] formed pseudo-image-text pairs using an image-text retrieval alignment. Video-language models also leverage image-text pairs by repeating images to create static videos, constructing auxiliary paired datasets for pre-training. Jian et al. [22] showed that contrastive visual learning could also enhance contrastive sentence embeddings, a purely linguistic task. *We also show how pure language training can enhance a multi-modal model.*

3 Methodology

Problem formulation Given an image-text dataset $\{I, t\} \in \mathcal{D}_{VL}$ and a unimodal language dataset composed purely of sentences $\{t\} \in \mathcal{D}_L$, our objective is to optimize the pre-training of a vision-language (VL) model. This model consists of a pre-trained vision encoder E_{vision} , a vision-to-language adaptation module $\Theta_{V \rightarrow L}$, and a frozen pre-trained language decoder D_{language} . The goal is to minimize the image-conditioned language generation loss, given that the vision encoder E_{vision} is also frozen:

$$\operatorname{argmin}_{\Theta_{V \rightarrow L}} \mathcal{L}_{\text{CrossEntropy}}(D_{\text{language}}(\Theta_{V \rightarrow L}(E_{\text{vision}}(I))), t) \quad (1)$$

As Li et al. [34] have noted, end-to-end optimization of Equation 1, visualized in Figure 1 *left*, can sometimes lead to catastrophic forgetting in LLMs.

3.1 Backward-decoupling and soft prompt pre-training (Training P-Former)

Let’s denote the adapted visual features as $p = \Theta_{V \rightarrow L}(E_{\text{vision}}(I))$, which serve as soft prompts for the LLM D_{language} . During the optimization, Equation 1 can be decomposed into two parts, visualized in Figure 1 *right*:

$$\operatorname{argmin}_p \mathcal{L}_{\text{CrossEntropy}}(D_{\text{language}}(p), t) \quad (2)$$

$$\operatorname{argmin}_{\Theta_{V \rightarrow L}} \mathcal{L}_{\text{MSE}}(\Theta_{V \rightarrow L}(E_{\text{vision}}(I)), p) \quad (3)$$

Equation 2 essentially asks “*What is the optimal soft prompt p that enables the auto-regressive language model D_{language} to generate the sentence t .*” Like all gradient-based deep learning models, depending on the training dataset, learning p given $\{D_{\text{language}}, t\}$ could lead to different sub-optimal points¹ (a conventional deep learning problem is usually learning D_{language} given $\{p, t\}$). End-to-end

¹It can be easily verified that there exist multiple different soft prompts for an LLM to generate the same text auto-regressively. In an extreme example, a prompt with 32 tokens and a prompt with 16 tokens padded with 16 empty tokens (zeros vectors) can be both optimized for a LLM to generate the same text.

learning of Equation 1 can only use text t from image-text dataset \mathcal{D}_{VL} to update its intermediate variable p . However, we observe that the learning of Equation 2 involves no image, thus allowing us to leverage abundantly available unimodal sentences in \mathcal{D}_{L} .

Learning p for each t in \mathcal{D}_{L} without constraint is intractable. Thus, we model p by a bidirectional Transformer $E_{\text{P-Former}}$ (named Prompt-Former, or P-Former) $p = E_{\text{P-Former}}(t)$. Specifically, we use the output [CLS] hidden state of BERT as a compact representation for t and project it back to the token length of p . Equation 2 can thus be reformulated as:

$$\operatorname{argmin}_{E_{\text{P-Former}}} \mathcal{L}_{\text{CrossEntropy}}(D_{\text{language}}(E_{\text{P-Former}}(t)), t) \quad (4)$$

In essence, Equation 4 describes the training of an autoencoder with the bidirectional P-Former $E_{\text{P-Former}}$ serving as the encoder, and the auto-regressive LLM D_{language} as the decoder. To enhance our model, we include an unsupervised contrastive loss $\mathcal{L}_{\text{contrast}}$, acting on the [CLS] representations of sentences to differentiate distinct instances. This loss, combined with our P-Former design, emulates the training of SimCSE [16], a semantic sentence embedding model (i.e., for semantically similar image-text pairs, the predicted prompts by P-Former should also be close). Furthermore, we introduce a regularization loss $\mathcal{L}_{\text{vocab}}$ to minimize the distance between each token in p and the closest embedding of the LLM’s (D_{language}) vocabularies. The final objective becomes:

$$\operatorname{argmin}_{E_{\text{P-Former}}} (\mathcal{L}_{\text{CrossEntropy}}(D_{\text{language}}(E_{\text{P-Former}}(t)), t) + \mathcal{L}_{\text{contrast}} + \mathcal{L}_{\text{vocab}}) \quad (5)$$

A comprehensive view of the P-Former’s architecture and learning losses is presented in Figure 2 *left*. We emphasize that the optimization of Equation 5 and P-Former training rely only on the text. Upon training the P-Former, Equation 3 can be reformulated as:

$$\operatorname{argmin}_{\Theta_{\text{V} \rightarrow \text{L}}} \mathcal{L}_{\text{MSE}}(\Theta_{\text{V} \rightarrow \text{L}}(E_{\text{vision}}(I)), E_{\text{P-Former}}(t)) \equiv \operatorname{argmin}_{\Theta_{\text{V} \rightarrow \text{L}}} \mathcal{L}_{\text{alignment}} \quad (6)$$

This new form, depicted in Fig 2 *right*, minimizes the distance between the aligned visual features and the prompts predicted by the trained P-Former, effectively aligning visual-linguistic representations.

3.2 Preliminary: BLIP-2 forward-decoupled training

While our proposed framework is flexible in regards to the specific architecture of $\Theta_{\text{V} \rightarrow \text{L}}$ or the learning strategy deployed, for illustrative purposes, we employ BLIP-2 as a case study to demonstrate the applicability of our approach with state-of-the-art learning methods, owing to the strong performance and reproducibility of BLIP-2. In the context of BLIP-2, E_{vision} is a ViT-g, $\Theta_{\text{V} \rightarrow \text{L}}$ is referred to as Q-Former, and D_{language} is a OPT_{2.7B}. BLIP-2 proposes a two-stage pre-training process, with the initial stage involving the pre-training of $\Theta_{\text{V} \rightarrow \text{L}}$ by:

$$\operatorname{argmin}_{\Theta_{\text{V} \rightarrow \text{L}}} \text{ITC}(\Theta_{\text{V} \rightarrow \text{L}}(E_{\text{vision}}(I)), \Theta_{\text{V} \rightarrow \text{L}}(t)) + \text{ITM}(\Theta_{\text{V} \rightarrow \text{L}}(E_{\text{vision}}(I), t)) + \text{ITG}(\Theta_{\text{V} \rightarrow \text{L}}(E_{\text{vision}}(I), t)) \quad (7)$$

This is followed by a second stage that involves end-to-end training of Equation 1. The terms ITC, ITM, and ITG in Equation 7 are utilized to guide the Q-Former $\Theta_{\text{V} \rightarrow \text{L}}$ in extracting visually relevant features that correspond to the associated captions. We refer to this two-step process in BLIP-2 – first determining the visual features to extract and then incorporating the selected visual features into an end-to-end learning framework – as “forward-decoupled training.”

3.3 BLIP-2 forward-decoupled training with pre-trained P-Former

We now describe the full training pipeline when integrating our framework with BLIP-2. The first stage of training involves pre-training the Q-Former with Equation 7 ($\mathcal{L}_{\text{BLIP2-stage1}} \equiv \text{ITC} + \text{ITM} + \text{ITG}$), supplemented with the alignment loss introduced by the P-Former, as defined in Equation 6:

$$\mathcal{L}_{\text{BLIP2-stage1}} + \omega_1 \times \mathcal{L}_{\text{alignment}} \quad (8)$$

Subsequently, the second stage of training, in line with our approach, involves BLIP-2’s stage 2, which is the end-to-end training of Equation 1: $\mathcal{L}_{\text{BLIP2-stage2}} \equiv \mathcal{L}(D_{\text{language}}(\Theta_{\text{V} \rightarrow \text{L}}(E_{\text{vision}}(I))), t)$, again enhanced with the alignment loss imparted by P-Former in Equation 6:

$$\mathcal{L}_{\text{BLIP2-stage2}} + \omega_2 \times \mathcal{L}_{\text{alignment}} \quad (9)$$

Figure 3 provides a schematic representation of the proposed integration of our framework and P-Former with BLIP-2.

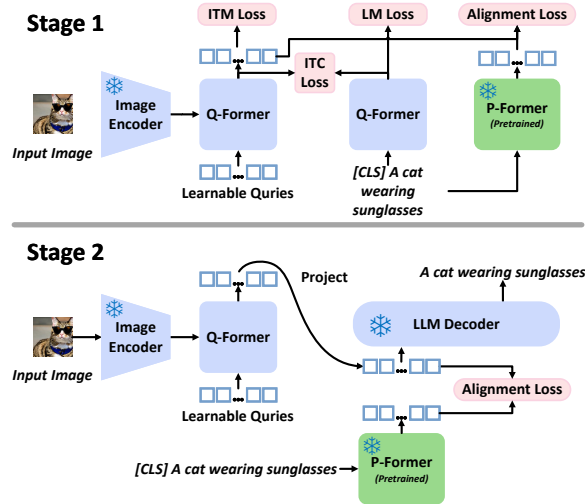


Figure 3: An overview of our framework with BLIP-2, which employs a two-stage training process. The green components represent the alignment loss and modules added by us, which do not require gradients. The blue components are part of the original BLIP-2 structure. **P-Former is solely utilized during training and is not required during the inference phase.** Our proposed framework, with P-Former, can be seamlessly applied to any models that leverage prompts as the interface for multi-modal-language communications.

3.4 Model pre-training

Training dataset We employ a 12M subset of the pseudo-labeled [33] LAION dataset [52], using only the sentences, for pre-training the P-Former. For VL pre-training, we widely adapted academic setting (since academic institutions lack the resources available to industry researchers to use very large datasets) with approximately 4M image-text pairs. This set comprises the MSCOCO-80K [39], VG-100K [28], CC-3M [53], and SBU-1M [47] datasets.

Pre-training models Our method is universally applicable to any vision-to-text models that utilize prompts as the interface. Owing to its impressive performance and reproducibility, we chose BLIP-2 as the base model for our primary experiments. Thus, for VL pre-training, the image encoder E_{vision} is a ViT-g/14 from EVA-CLIP [13], the LLM decoder D_{language} is an OPT_{2.7B} [72], and the vision-to-language adaptation module is a Q-Former [34]. The Q-Former is initialized by BERT-base with 32 learnable queries. Our newly proposed P-Former is a base Transformer initialized by BERT-base.

Pre-training details The P-Former is trained on a system with $3 \times$ RTX-A6000 (48GB) GPUs, using PyTorch [48]. We trained for five epochs with a linear warm-up and cosine scheduling, using a batch size of 384 (3×128), and AdamW as the optimizer. The initial learning rate is set to $1e^{-4}$, with a minimum learning rate of $1e^{-5}$, a warm-up learning rate of $1e^{-6}$, and 2000 warm-up steps. The VL pre-training is performed on a server equipped with $8 \times$ RTX-A6000 (48GB) GPUs, using PyTorch. We developed the code based on the LAVIS project [31]. Predominantly, we employed the default configuration files provided by BLIP-2 of LAVIS. Both the stage 1 and stage 2 training ran for 10 epochs with linear warm-up and cosine scheduling, using a batch size of 1024 (8×128), and AdamW as the optimizer. The weight decay is set to 0.05, the initial learning rate is $1e^{-4}$, the minimum learning rate is $1e^{-5}$, and the warm-up learning rate is $1e^{-6}$. The key distinction is that stage 1 and stage 2 incorporate 5000 and 2000 warm-up steps, respectively. We set $\omega_1 = 10$ and $\omega_2 = 100$ while training BLIP-2 OPT_{2.7B} with our P-Former.

Computational overhead considerations Incorporating $\mathcal{L}_{\text{alignment}}$ from Equation 8 and 9 introduces only a minimal computational overhead, attributable to an additional forward pass of the P-Former (Transformer-base) at each iteration. To illustrate, in our experimental settings using BLIP-2 OPT_{2.7B}, the training time for stage 1 saw a modest increase from 2,669 minutes to 2,743 minutes. Similarly, for stage 2, the training time increased marginally from 1,862 minutes to 1,880 minutes. Thus, our methodology’s overall computational burden remains manageable despite its enhancements (the only additional cost is pre-training of the P-Former, which only needs to be done once for an LLM).

4 Experiments

Given the impressive performance and accessibility of the BLIP-2 model, coupled with its open-source nature, we primarily employ it as our base model. We aim to demonstrate how our proposed “backward-decoupling” strategy, along with the learned P-Former, can enhance the baselines across various image-to-text generation benchmarks. In Section 4.5, we further extend the applicability of our framework to other modalities, utilizing different base models.

4.1 Zero-shot image-to-text generation

We assess the performance of our pre-trained models on zero-shot VQA, encompassing GQA [21], OKVQA [45], and VQAv2 [18], without any task-specific fine-tuning. As per BLIP-2, we append text prompts to visual prompts prior to their processing by the frozen LLM. Both for the baseline BLIP-2 and our model, the text prompt used is “Question: Short answer:”. The results, as detailed in Table 1, suggest that our proposed framework significantly enhances the zero-shot VQA performance of BLIP-2 trained with 4M image-text pairs. Remarkably, the gap between the BLIP-2 trained with 4M and 129M image-text pairs is largely bridged by our method.

Models	#Pretrain Image-Text	Pretrain Uni-Text	VQAv2		OK-VQA	GQA
			val	test-dev	test	test-dev
FewVLM [24]	9.2M	-	47.7	-	16.5	29.3
Frozen [58]	3M	-	29.6	-	5.9	-
VLKD [9]	3M	-	42.6	44.5	13.3	-
Flamingo3B [2]	1.8B	-	-	49.2	41.2	-
OPT _{2.7B} BLIP-2 [34]	4M	-	46.8	45.6	25.9	30.5
OPT _{2.7B} Ours	4M	✓	<u>52.6</u>	<u>52.2</u>	<u>30.0</u>	<u>34.0</u>
OPT _{2.7B} BLIP-2 [†] [34]	129M	-	53.5	52.3	31.7	34.6

Table 1: Comparison with different methods on zero-shot VQA [†]: numbers taken from Li et al. [34].

4.2 Fine-tuned image captioning

We further fine-tune our pre-trained model for MSCOCO [39] image captioning, employing the text prompt “a photo of”. Following BLIP-2, we fine-tune the model for 5 epochs using a batch size of 1024 (8×128), AdamW with an initial learning rate of $1e^{-5}$, minimum learning rate of 0, warm-up learning rate of $1e^{-8}$ and 1000 warm-up steps, with linear warm-up and cosine scheduling. We evaluate our fine-tuned model on the Karpathy test split of MSCOCO. Also, zero-shot transfer results on the NoCaps dataset [1] are reported. Shown in Table 2, our framework improves BLIP-2 in all metrics, with greater improvements in CIDEr compared to SPICE.

Models	#Pretrain Image-Text	NoCaps Zero-shot (validation set)								COCO Fine-tuned Karpathy test	
		in-domain		near-domain		out-domain		overall		B@4	C
		C	S	C	S	C	S	C	S		
OSCAR [38]	4M	-	-	-	-	-	-	80.9	11.3	37.4	127.8
VinVL [71]	5.7M	103.1	14.2	96.1	13.8	88.3	12.1	95.5	13.5	38.2	129.3
BLIP [33]	129M	114.9	15.2	112.1	14.9	115.3	14.4	113.2	14.8	40.4	136.7
OFA [60]	20M	-	-	-	-	-	-	-	-	43.9	145.3
Flamingo [2]	1.8B	-	-	-	-	-	-	-	-	-	138.1
SimVLM [63]	1.8B	113.7	-	110.9	-	115.2	-	112.2	-	40.6	143.3
OPT _{2.7B} BLIP-2 [34]	4M	115.3	15.0	111.0	14.6	112.5	14.0	111.9	14.5	41.8	140.4
OPT _{2.7B} Ours	4M	<u>118.3</u>	<u>15.3</u>	<u>114.7</u>	<u>14.9</u>	<u>114.1</u>	<u>14.1</u>	<u>115.1</u>	<u>14.8</u>	<u>42.3</u>	<u>141.8</u>
OPT _{2.7B} BLIP-2 [†] [34]	129M	123.0	15.8	117.8	15.4	123.4	15.1	119.7	15.4	43.7	145.8

Table 2: Comparison with different captioning methods on NoCaps and COCO. All methods optimize the cross-entropy loss during fine-tuning. C: CIDEr, S: SPICE, B: BLEU. [†]: numbers taken from Li et al. [34].

4.3 Zero-shot image-text retrieval

While our proposed method primarily focuses on refining visual prompts for a frozen LLM to generate corresponding text, it may not prove as beneficial for image-text retrieval tasks (the ITC and ITM losses are principally responsible for these tasks). Nevertheless, we present results on zero-shot

MSCOCO, and zero-shot Flickr30K [49] image-to-text and text-to-image retrievals. We compare two models trained with $\mathcal{L}_{\text{BLIP2-stage1}}$ (ITC, ITM and ITG) and $\mathcal{L}_{\text{BLIP2-stage1}} + \mathcal{L}_{\text{alignment}}$, without any further task-specific fine-tuning. As expected, Table 3 reveals that the newly introduced $\mathcal{L}_{\text{alignment}}$ offers limited benefits for retrieval tasks. However, it does not negatively impact the performance.

Task	Pre-training objectives	Image \rightarrow Text		Text \rightarrow Image	
		R@1	R@5	R@1	R@5
Flickr30K	$\mathcal{L}_{\text{BLIP2-stage1}}$	94.3	99.8	82.9	95.5
	$\mathcal{L}_{\text{BLIP2-stage1}} + \mathcal{L}_{\text{alignment}}$	93.7	99.7	83.0	95.8
MSCOCO	$\mathcal{L}_{\text{BLIP2-stage1}}$	78.4	93.8	60.5	83.0
	$\mathcal{L}_{\text{BLIP2-stage1}} + \mathcal{L}_{\text{alignment}}$	78.7	94.5	60.4	82.8

Table 3: Comparison with different image-to-text and text-to-image retrieval methods.

4.4 Ablation studies

Impact of alignment loss weights We investigate the influence of ω_1 and ω_2 in Equation 8 and 9. $\omega_1 = 0$ and $\omega_2 = 0$ refers to BLIP-2, and $\omega_1 = 10$ and $\omega_2 = 100$ refers to our default configuration of BLIP-2 + P-Former. The alignment loss introduced by the P-Former proves beneficial in both stages of VL pre-training, as shown in Table 4.

Alternate language model In this section, we substitute the decoder-based OPT_{2.7B} model with an encoder-decoder-based FLAN-T5_{XL} as the new LLM. The experiments are conducted with a limited computational budget on $3 \times$ RTX-A6000 and for 5 epochs on both stage 1 and stage 2. The results, displayed in Table 5, verify the effectiveness of our framework with another LLM.

ω_1	ω_2	VQAv2 val	OK-VQA test	GQA test-dev
0	0	46.8	25.9	30.5
10	0	51.4	29.2	32.8
0	100	50.4	28.7	33.0
10	100	52.6	30.0	34.0

Table 4: Ablations on ω_1 and ω_2 of Equation 8 and 9 (using OPT_{2.7B} as LLMs).

Models	#Pretrain Image-Text	VQAv2 val	OK-VQA test	GQA test-dev
Flan-T5 _{XL} BLIP-2 [‡]	4M	48.3	31.5	36.4
Flan-T5 _{XL} ours [‡]	4M	54.9	35.7	40.3
Flan-T5 _{XL} BLIP-2 [†]	129M	62.6	39.4	44.4

Table 5: Experiments using Flan-T5_{XL} as LLM. [‡]: using much less GPUs/epochs compared to Sec.4.1. [†]: from Li et al. [34].

Effect of P-Former’s pre-training sentence datasets In our primary experiments, we utilize a dataset containing 12M sentences for P-Former training. We investigate the impact of the pre-training sentence dataset for P-Former by re-training it with 4M sentences from our VL pre-training datasets. We then train BLIP-2 + P-Former and report zero-shot VQA results in Table 6. This examination underscores that both the implicit decoupling of BLIP-2’s two-stage training into a 3-stage training (pre-training of P-Former), and the employment of additional unimodal sentences contribute to the improved outcomes.

P-Former	#Pretrain Sentences	VQAv2 val	OK-VQA test	GQA test-dev
×	-	46.8	25.9	30.5
✓	4M	51.7	28.2	32.3
✓	12M	52.6	30.0	34.0

Table 6: Ablations on sentence datasets used to train P-Former (using OPT_{2.7B} as LLMs). The first row w/o P-Former is baseline BLIP-2.

	BLEU-4	CIDEr	ROUGE
NITS-VC [55]	20.0	24.0	42.0
ORG-TRL [73]	32.1	49.7	48.9
\mathcal{L}_{ITG}	29.3	56.6	48.2
$\mathcal{L}_{\text{ITG}} + \mathcal{L}_{\text{alignment}}$	30.9	60.9	49.1

Table 7: VATEX English video captioning. Baseline is a sequential model (I3D \rightarrow Transformer \rightarrow OPT_{2.7B}), training end-to-end with ITG.

4.5 Video captioning

Our framework is modality-agnostic with respect to the visual encoder and vision-to-language adaptor, making it applicable to other modalities, such as video. Consequently, we establish a video learning

pipeline, with the vision encoder set as a frozen I3D [5] video encoder, the vision-to-language adaptor as a Transformer-base, and the LLM decoder as the OPT_{2.7B} (also frozen). We then train this model on the VATEX [62] English training set and evaluate it on the validation set. This dataset contains 26K videos for training. The experiments are conducted on an RTX-A6000. Initially, we train the model solely using $\mathcal{L}_{\text{alignment}}$ for 10 epochs with the P-Former, followed by end-to-end learning with \mathcal{L}_{ITG} for an additional 10 epochs.

Our baseline, represented in Table 7, is competitive with two well-established video captioning models: MITS-VC [55] and ORG-TRL [73]. It is noteworthy that the current state-of-the-art on this benchmark, VideoCoCa [67], is trained on 10M videos, in contrast to our model, which is trained on merely 26K videos. Furthermore, the integration of P-Former and $\mathcal{L}_{\text{alignment}}$ enhances the CIDEr score by 4.3 (from 56.6 \rightarrow 60.9).

Despite being a smaller-scale experiment without large-scale pre-training, we demonstrate that our learning framework can be generalized to another modality (i.e., video-learning), employing a different vision-language adaptor (i.e., a plain Transformer as opposed to a Q-Former).

5 Limitations

Despite the modality-agnostic nature of P-Former and its ability to adapt to various encoders and vision-to-language adaptors, the unimodal language pre-training remains contingent on the choice of the frozen LLM. This necessitates re-training of the P-Former for different language decoders such as OPT_{2.7B} and FLAN-T5_{XL}. Moreover, incorporating P-Former primarily enhances image-to-text generation tasks such as VQA and image captioning, while it falls short in improving image-text retrieval tasks. Finally, our methodology primarily assists in bootstrapping prompt-based VL pre-training, i.e., providing aligned visual features as soft prompts to LLMs. Its application to Flamingo remains unclear due to its cross-attention basis and non-open-source status. Nevertheless, given the simplicity of sequential modules of prompt-based models (as demonstrated by recent works such as Frozen, BLIP-2, X-LLM, etc.), we anticipate that our framework will be broadly applicable to most future work in the academic setting.

6 Conclusion and discussion

This paper introduces a novel optimization framework for enhancing vision-language models based on large, frozen LLMs. We observe that the end-to-end image-to-text pre-training can be backwardly decoupled: initially determining the “ideal prompt” that triggers the LLM to generate the target text (which can be trained in an unsupervised fashion), followed by the alignment of visual features to the prompt. To this end, we train a P-Former, which functions similarly to a semantic sentence embedding model, to predict prompts to which visual features should align. Experimental results demonstrate that including alignment loss (via P-Former) in the BLIP-2’s framework significantly narrows the performance gap between models trained with 4M and 129M image-text pairs.

The key contributions of this paper are as follows:

- Contrary to most prior studies, which decouple VL pre-training into (1) learning which visual features to forward into language modules and (2) conducting end-to-end learning with the selected visual features (dubbed “forward-decoupling”), we propose an innovative perspective of VL decoupled-training from a backward viewpoint. We bifurcate the training into (1) determining the “ideal prompt” for the LLM to generate the text and (2) aligning visual features to that prompt.
- We introduce the P-Former, designed to predict the “ideal prompt,” which is trained using a unimodal sentence dataset. This exhibits a novel application of unimodal training in enhancing multi-modal learning.
- Our proposed training framework substantially enhances a robust and recent baseline (BLIP-2), bridging the gap between models trained with 4M and 129M image-text pairs using accessible hardware (8 \times RTX-A6000 in less than 4 days). This considerably lowers the entry barriers to VL pre-training research and is expected to attract interest from groups with limited resources.
- The proposed framework generally applies to different modalities (images, videos, audio, etc.), vision encoders, and vision-to-language modules.

Lastly, we address the commonly asked questions by the reviewers in Appendix A, B, C, D, and E.

References

- [1] Harsh Agrawal, Karan Desai, Yufei Wang, Xinlei Chen, Rishabh Jain, Mark Johnson, Dhruv Batra, Devi Parikh, Stefan Lee, and Peter Anderson. Nocaps: Novel object captioning at scale. In *Proceedings of the IEEE/CVF international conference on computer vision*, pages 8948–8957, 2019.
- [2] Jean-Baptiste Alayrac, Jeff Donahue, Pauline Luc, Antoine Miech, Iain Barr, Yana Hasson, Karel Lenc, Arthur Mensch, Katherine Millican, Malcolm Reynolds, et al. Flamingo: a visual language model for few-shot learning. *Advances in Neural Information Processing Systems*, 35: 23716–23736, 2022.
- [3] Peter Anderson, Xiaodong He, Chris Buehler, Damien Teney, Mark Johnson, Stephen Gould, and Lei Zhang. Bottom-up and top-down attention for image captioning and visual question answering. In *Proceedings of the IEEE conference on computer vision and pattern recognition*, pages 6077–6086, 2018.
- [4] Hangbo Bao, Wenhui Wang, Li Dong, Qiang Liu, Owais Khan Mohammed, Kriti Aggarwal, Subhojit Som, Songhao Piao, and Furu Wei. Vlmo: Unified vision-language pre-training with mixture-of-modality-experts. *Advances in Neural Information Processing Systems*, 35: 32897–32912, 2022.
- [5] Joao Carreira and Andrew Zisserman. Quo vadis, action recognition? a new model and the kinetics dataset. In *proceedings of the IEEE Conference on Computer Vision and Pattern Recognition*, pages 6299–6308, 2017.
- [6] Feilong Chen, Minglun Han, Haozhi Zhao, Qingyang Zhang, Jing Shi, Shuang Xu, and Bo Xu. X-llm: Bootstrapping advanced large language models by treating multi-modalities as foreign languages, 2023.
- [7] Yen-Chun Chen, Linjie Li, Licheng Yu, Ahmed El Kholy, Faisal Ahmed, Zhe Gan, Yu Cheng, and Jingjing Liu. Uniter: Universal image-text representation learning. In *Computer Vision–ECCV 2020: 16th European Conference, Glasgow, UK, August 23–28, 2020, Proceedings, Part XXX*, pages 104–120. Springer, 2020.
- [8] Jaemin Cho, Jie Lei, Hao Tan, and Mohit Bansal. Unifying vision-and-language tasks via text generation. In *International Conference on Machine Learning*, pages 1931–1942. PMLR, 2021.
- [9] Wenliang Dai, Lu Hou, Lifeng Shang, Xin Jiang, Qun Liu, and Pascale Fung. Enabling multimodal generation on clip via vision-language knowledge distillation. In *Findings of the Association for Computational Linguistics: ACL 2022*, pages 2383–2395, 2022.
- [10] Alexey Dosovitskiy, Lucas Beyer, Alexander Kolesnikov, Dirk Weissenborn, Xiaohua Zhai, Thomas Unterthiner, Mostafa Dehghani, Matthias Minderer, Georg Heigold, Sylvain Gelly, Jakob Uszkoreit, and Neil Houlsby. An image is worth 16x16 words: Transformers for image recognition at scale. In *International Conference on Learning Representations*, 2021.
- [11] Zi-Yi Dou, Aishwarya Kamath, Zhe Gan, Pengchuan Zhang, Jianfeng Wang, Linjie Li, Zicheng Liu, Ce Liu, Yann LeCun, Nanyun Peng, Jianfeng Gao, and Lijuan Wang. Coarse-to-fine vision-language pre-training with fusion in the backbone. In *Advances in Neural Information Processing Systems*, 2022.
- [12] Zi-Yi Dou, Yichong Xu, Zhe Gan, Jianfeng Wang, Shuohang Wang, Lijuan Wang, Chenguang Zhu, Pengchuan Zhang, Lu Yuan, Nanyun Peng, et al. An empirical study of training end-to-end vision-and-language transformers. In *Proceedings of the IEEE/CVF Conference on Computer Vision and Pattern Recognition*, pages 18166–18176, 2022.
- [13] Yuxin Fang, Wen Wang, Binhui Xie, Quan Sun, Ledell Wu, Xinggang Wang, Tiejun Huang, Xinlong Wang, and Yue Cao. Eva: Exploring the limits of masked visual representation learning at scale. *arXiv preprint arXiv:2211.07636*, 2022.
- [14] Zhe Gan, Yen-Chun Chen, Linjie Li, Chen Zhu, Yu Cheng, and Jingjing Liu. Large-scale adversarial training for vision-and-language representation learning. *Advances in Neural Information Processing Systems*, 33:6616–6628, 2020.

- [15] Zhe Gan, Linjie Li, Chunyuan Li, Lijuan Wang, Zicheng Liu, Jianfeng Gao, et al. Vision-language pre-training: Basics, recent advances, and future trends. *Foundations and Trends® in Computer Graphics and Vision*, 14(3–4):163–352, 2022.
- [16] Tianyu Gao, Xingcheng Yao, and Danqi Chen. SimCSE: Simple contrastive learning of sentence embeddings. In *Empirical Methods in Natural Language Processing (EMNLP)*, 2021.
- [17] Ross Girshick. Fast r-cnn. In *Proceedings of the IEEE international conference on computer vision*, pages 1440–1448, 2015.
- [18] Yash Goyal, Tejas Khot, Douglas Summers-Stay, Dhruv Batra, and Devi Parikh. Making the v in vqa matter: Elevating the role of image understanding in visual question answering. In *Proceedings of the IEEE conference on computer vision and pattern recognition*, pages 6904–6913, 2017.
- [19] Zhicheng Huang, Zhaoyang Zeng, Bei Liu, Dongmei Fu, and Jianlong Fu. Pixel-bert: Aligning image pixels with text by deep multi-modal transformers. *arXiv preprint arXiv:2004.00849*, 2020.
- [20] Zhicheng Huang, Zhaoyang Zeng, Yupan Huang, Bei Liu, Dongmei Fu, and Jianlong Fu. Seeing out of the box: End-to-end pre-training for vision-language representation learning. In *Proceedings of the IEEE/CVF Conference on Computer Vision and Pattern Recognition*, pages 12976–12985, 2021.
- [21] Drew A Hudson and Christopher D Manning. Gqa: A new dataset for real-world visual reasoning and compositional question answering. In *Proceedings of the IEEE/CVF conference on computer vision and pattern recognition*, pages 6700–6709, 2019.
- [22] Yiren Jian, Chongyang Gao, and Soroush Vosoughi. Non-linguistic supervision for contrastive learning of sentence embeddings. In *Advances in Neural Information Processing Systems*, 2022.
- [23] Yiren Jian, Tingkai Liu, Yunzhe Tao, Soroush Vosoughi, and Hongxia Yang. Simvlg: Simple and efficient pretraining of visual language generative models. *arXiv preprint arXiv:2310.03291*, 2023.
- [24] Woojeong Jin, Yu Cheng, Yelong Shen, Weizhu Chen, and Xiang Ren. A good prompt is worth millions of parameters: Low-resource prompt-based learning for vision-language models. In *Proceedings of the 60th Annual Meeting of the Association for Computational Linguistics (Volume 1: Long Papers)*, pages 2763–2775, 2022.
- [25] Aishwarya Kamath, Mannat Singh, Yann LeCun, Gabriel Synnaeve, Ishan Misra, and Nicolas Carion. Mdetr-modulated detection for end-to-end multi-modal understanding. In *Proceedings of the IEEE/CVF International Conference on Computer Vision*, pages 1780–1790, 2021.
- [26] Jacob Devlin Ming-Wei Chang Kenton and Lee Kristina Toutanova. Bert: Pre-training of deep bidirectional transformers for language understanding. In *Proceedings of NAACL-HLT*, pages 4171–4186, 2019.
- [27] Wonjae Kim, Bokyung Son, and Ildoo Kim. Vilt: Vision-and-language transformer without convolution or region supervision. In *International Conference on Machine Learning*, pages 5583–5594. PMLR, 2021.
- [28] Ranjay Krishna, Yuke Zhu, Oliver Groth, Justin Johnson, Kenji Hata, Joshua Kravitz, Stephanie Chen, Yannis Kalantidis, Li-Jia Li, David A Shamma, et al. Visual genome: Connecting language and vision using crowdsourced dense image annotations. *International journal of computer vision*, 123:32–73, 2017.
- [29] Brian Lester, Rami Al-Rfou, and Noah Constant. The power of scale for parameter-efficient prompt tuning. In *Proceedings of the 2021 Conference on Empirical Methods in Natural Language Processing*, pages 3045–3059, 2021.

- [30] Chenliang Li, Haiyang Xu, Junfeng Tian, Wei Wang, Ming Yan, Bin Bi, Jiabo Ye, He Chen, Guohai Xu, Zheng Cao, Ji Zhang, Songfang Huang, Fei Huang, Jingren Zhou, and Luo Si. mPLUG: Effective and efficient vision-language learning by cross-modal skip-connections. In *Proceedings of the 2022 Conference on Empirical Methods in Natural Language Processing*, pages 7241–7259. Association for Computational Linguistics, December 2022.
- [31] Dongxu Li, Junnan Li, Hung Le, Guangsen Wang, Silvio Savarese, and Steven C. H. Hoi. Lavis: A library for language-vision intelligence, 2022.
- [32] Junnan Li, Ramprasaath Selvaraju, Akhilesh Gotmare, Shafiq Joty, Caiming Xiong, and Steven Chu Hong Hoi. Align before fuse: Vision and language representation learning with momentum distillation. *Advances in neural information processing systems*, 34:9694–9705, 2021.
- [33] Junnan Li, Dongxu Li, Caiming Xiong, and Steven Hoi. Blip: Bootstrapping language-image pre-training for unified vision-language understanding and generation. In *International Conference on Machine Learning*, pages 12888–12900. PMLR, 2022.
- [34] Junnan Li, Dongxu Li, Silvio Savarese, and Steven Hoi. Blip-2: Bootstrapping language-image pre-training with frozen image encoders and large language models. In *International conference on machine learning*, 2023.
- [35] Liunian Harold Li, Mark Yatskar, Da Yin, Cho-Jui Hsieh, and Kai-Wei Chang. Visualbert: A simple and performant baseline for vision and language. *arXiv preprint arXiv:1908.03557*, 2019.
- [36] Liunian Harold Li, Haoxuan You, Zhecan Wang, Alireza Zareian, Shih-Fu Chang, and Kai-Wei Chang. Unsupervised vision-and-language pre-training without parallel images and captions. In *Proceedings of the 2021 Conference of the North American Chapter of the Association for Computational Linguistics: Human Language Technologies*, pages 5339–5350, 2021.
- [37] Wei Li, Can Gao, Guocheng Niu, Xinyan Xiao, Hao Liu, Jiachen Liu, Hua Wu, and Haifeng Wang. Unimo: Towards unified-modal understanding and generation via cross-modal contrastive learning. In *Proceedings of the 59th Annual Meeting of the Association for Computational Linguistics and the 11th International Joint Conference on Natural Language Processing (Volume 1: Long Papers)*, pages 2592–2607, 2021.
- [38] Xiujun Li, Xi Yin, Chunyuan Li, Pengchuan Zhang, Xiaowei Hu, Lei Zhang, Lijuan Wang, Houdong Hu, Li Dong, Furu Wei, et al. Oscar: Object-semantics aligned pre-training for vision-language tasks. In *Computer Vision—ECCV 2020: 16th European Conference, Glasgow, UK, August 23–28, 2020, Proceedings, Part XXX 16*, pages 121–137. Springer, 2020.
- [39] Tsung-Yi Lin, Michael Maire, Serge Belongie, James Hays, Pietro Perona, Deva Ramanan, Piotr Dollár, and C Lawrence Zitnick. Microsoft coco: Common objects in context. In *Computer Vision—ECCV 2014: 13th European Conference, Zurich, Switzerland, September 6–12, 2014, Proceedings, Part V 13*, pages 740–755. Springer, 2014.
- [40] Haogeng Liu, Qihang Fan, Tingkai Liu, Linjie Yang, Yunzhe Tao, Huaibo Huang, Ran He, and Hongxia Yang. Video-teller: Enhancing cross-modal generation with fusion and decoupling. *arXiv preprint arXiv:2310.04991*, 2023.
- [41] Haotian Liu, Chunyuan Li, Qingyang Wu, and Yong Jae Lee. Visual instruction tuning. *arXiv preprint arXiv:2304.08485*, 2023.
- [42] Shikun Liu, Linxi Fan, Edward Johns, Zhiding Yu, Chaowei Xiao, and Anima Anandkumar. Prism: A vision-language model with an ensemble of experts. *arXiv preprint arXiv:2303.02506*, 2023.
- [43] Tingkai Liu, Yunzhe Tao, Haogeng Liu, Qihang Fan, Ding Zhou, Huaibo Huang, Ran He, and Hongxia Yang. Video-csr: Complex video digest creation for visual-language models. *arXiv preprint arXiv:2310.05060*, 2023.
- [44] Jiasen Lu, Dhruv Batra, Devi Parikh, and Stefan Lee. Vilbert: Pretraining task-agnostic visiolinguistic representations for vision-and-language tasks. *Advances in neural information processing systems*, 32, 2019.

- [45] Kenneth Marino, Mohammad Rastegari, Ali Farhadi, and Roozbeh Mottaghi. Ok-vqa: A visual question answering benchmark requiring external knowledge. In *Conference on Computer Vision and Pattern Recognition (CVPR)*, 2019.
- [46] Ron Mokady, Amir Hertz, and Amit H Bermano. Clipcap: Clip prefix for image captioning. *arXiv preprint arXiv:2111.09734*, 2021.
- [47] Vicente Ordonez, Girish Kulkarni, and Tamara Berg. Im2text: Describing images using 1 million captioned photographs. *Advances in neural information processing systems*, 24, 2011.
- [48] Adam Paszke, Sam Gross, Francisco Massa, Adam Lerer, James Bradbury, Gregory Chanan, Trevor Killeen, Zeming Lin, Natalia Gimelshein, Luca Antiga, et al. Pytorch: An imperative style, high-performance deep learning library. *Advances in neural information processing systems*, 32, 2019.
- [49] Bryan A Plummer, Liwei Wang, Chris M Cervantes, Juan C Caicedo, Julia Hockenmaier, and Svetlana Lazebnik. Flickr30k entities: Collecting region-to-phrase correspondences for richer image-to-sentence models. In *Proceedings of the IEEE international conference on computer vision*, pages 2641–2649, 2015.
- [50] Alec Radford, Jong Wook Kim, Chris Hallacy, Aditya Ramesh, Gabriel Goh, Sandhini Agarwal, Girish Sastry, Amanda Askell, Pamela Mishkin, Jack Clark, et al. Learning transferable visual models from natural language supervision. In *International conference on machine learning*, pages 8748–8763. PMLR, 2021.
- [51] Shaoqing Ren, Kaiming He, Ross Girshick, and Jian Sun. Faster r-cnn: Towards real-time object detection with region proposal networks. *Advances in neural information processing systems*, 28, 2015.
- [52] Christoph Schuhmann, Romain Beaumont, Richard Vencu, Cade W Gordon, Ross Wightman, Mehdi Cherti, Theo Coombes, Aarush Katta, Clayton Mullis, Mitchell Wortsman, et al. Laion-5b: An open large-scale dataset for training next generation image-text models. In *Thirty-sixth Conference on Neural Information Processing Systems Datasets and Benchmarks Track*, 2022.
- [53] Piyush Sharma, Nan Ding, Sebastian Goodman, and Radu Soricut. Conceptual captions: A cleaned, hypernamed, image alt-text dataset for automatic image captioning. In *Proceedings of the 56th Annual Meeting of the Association for Computational Linguistics (Volume 1: Long Papers)*, pages 2556–2565, 2018.
- [54] Sheng Shen, Liunian Harold Li, Hao Tan, Mohit Bansal, Anna Rohrbach, Kai-Wei Chang, Zhewei Yao, and Kurt Keutzer. How much can CLIP benefit vision-and-language tasks? In *International Conference on Learning Representations*, 2022.
- [55] Alok Singh, Thoudam Doren Singh, and Sivaji Bandyopadhyay. Nits-vc system for vatex video captioning challenge 2020. *arXiv preprint arXiv:2006.04058*, 2020.
- [56] Weijie Su, Xizhou Zhu, Yue Cao, Bin Li, Lewei Lu, Furu Wei, and Jifeng Dai. V1-bert: Pre-training of generic visual-linguistic representations. In *International Conference on Learning Representations*, 2020.
- [57] Hao Tan and Mohit Bansal. Lxmert: Learning cross-modality encoder representations from transformers. In *Proceedings of the 2019 Conference on Empirical Methods in Natural Language Processing and the 9th International Joint Conference on Natural Language Processing (EMNLP-IJCNLP)*, pages 5100–5111, 2019.
- [58] Maria Tsimpoukelli, Jacob L Menick, Serkan Cabi, SM Eslami, Oriol Vinyals, and Felix Hill. Multimodal few-shot learning with frozen language models. *Advances in Neural Information Processing Systems*, 34:200–212, 2021.
- [59] Jianfeng Wang, Zhengyuan Yang, Xiaowei Hu, Linjie Li, Kevin Lin, Zhe Gan, Zicheng Liu, Ce Liu, and Lijuan Wang. GIT: A generative image-to-text transformer for vision and language. *Transactions on Machine Learning Research*, 2022. ISSN 2835-8856.

- [60] Peng Wang, An Yang, Rui Men, Junyang Lin, Shuai Bai, Zhikang Li, Jianxin Ma, Chang Zhou, Jingren Zhou, and Hongxia Yang. Ofa: Unifying architectures, tasks, and modalities through a simple sequence-to-sequence learning framework. In *International Conference on Machine Learning*, pages 23318–23340. PMLR, 2022.
- [61] Wenhui Wang, Hangbo Bao, Li Dong, Johan Bjorck, Zhiliang Peng, Qiang Liu, Kriti Aggarwal, Owais Khan Mohammed, Saksham Singhal, Subhojit Som, et al. Image as a foreign language: Beit pretraining for all vision and vision-language tasks. *arXiv preprint arXiv:2208.10442*, 2022.
- [62] Xin Wang, Jiawei Wu, Junkun Chen, Lei Li, Yuan-Fang Wang, and William Yang Wang. Vatec: A large-scale, high-quality multilingual dataset for video-and-language research. In *Proceedings of the IEEE/CVF International Conference on Computer Vision*, pages 4581–4591, 2019.
- [63] Zirui Wang, Jiahui Yu, Adams Wei Yu, Zihang Dai, Yulia Tsvetkov, and Yuan Cao. SimVLM: Simple visual language model pretraining with weak supervision. In *International Conference on Learning Representations*, 2022.
- [64] Kelvin Xu, Jimmy Ba, Ryan Kiros, Kyunghyun Cho, Aaron Courville, Ruslan Salakhudinov, Rich Zemel, and Yoshua Bengio. Show, attend and tell: Neural image caption generation with visual attention. In *International conference on machine learning*, pages 2048–2057. PMLR, 2015.
- [65] Xiao Xu, Chenfei Wu, Shachar Rosenman, Vasudev Lal, Wanxiang Che, and Nan Duan. Bridgetower: Building bridges between encoders in vision-language representation learning. *arXiv preprint arXiv:2206.08657*, 2022.
- [66] Hongwei Xue, Yupan Huang, Bei Liu, Houwen Peng, Jianlong Fu, Houqiang Li, and Jiebo Luo. Probing inter-modality: Visual parsing with self-attention for vision-and-language pre-training. *Advances in Neural Information Processing Systems*, 34:4514–4528, 2021.
- [67] Shen Yan, Tao Zhu, Zirui Wang, Yuan Cao, Mi Zhang, Soham Ghosh, Yonghui Wu, and Jiahui Yu. Videococa: Video-text modeling with zero-shot transfer from contrastive captioners, 2022.
- [68] Zhengyuan Yang, Zhe Gan, Jianfeng Wang, Xiaowei Hu, Faisal Ahmed, Zicheng Liu, Yumao Lu, and Lijuan Wang. Unitab: Unifying text and box outputs for grounded vision-language modeling. In *Computer Vision—ECCV 2022: 17th European Conference, Tel Aviv, Israel, October 23–27, 2022, Proceedings, Part XXXVI*, pages 521–539. Springer, 2022.
- [69] Jiahui Yu, Zirui Wang, Vijay Vasudevan, Legg Yeung, Mojtaba Seyedhosseini, and Yonghui Wu. Coca: Contrastive captioners are image-text foundation models. *Transactions on Machine Learning Research*, 2022. ISSN 2835-8856.
- [70] Yan Zeng, Xinsong Zhang, and Hang Li. Multi-grained vision language pre-training: Aligning texts with visual concepts. In *International Conference on Machine Learning*, pages 25994–26009. PMLR, 2022.
- [71] Pengchuan Zhang, Xiujun Li, Xiaowei Hu, Jianwei Yang, Lei Zhang, Lijuan Wang, Yejin Choi, and Jianfeng Gao. Vinvl: Revisiting visual representations in vision-language models. In *Proceedings of the IEEE/CVF Conference on Computer Vision and Pattern Recognition*, pages 5579–5588, 2021.
- [72] Susan Zhang, Stephen Roller, Naman Goyal, Mikel Artetxe, Moya Chen, Shuohui Chen, Christopher Dewan, Mona Diab, Xian Li, Xi Victoria Lin, et al. Opt: Open pre-trained transformer language models. *arXiv preprint arXiv:2205.01068*, 2022.
- [73] Ziqi Zhang, Yaya Shi, Chunfeng Yuan, Bing Li, Peijin Wang, Weiming Hu, and Zheng-Jun Zha. Object relational graph with teacher-recommended learning for video captioning. In *Proceedings of the IEEE/CVF conference on computer vision and pattern recognition*, pages 13278–13288, 2020.
- [74] Mingyang Zhou, Licheng Yu, Amanpreet Singh, Mengjiao Wang, Zhou Yu, and Ning Zhang. Unsupervised vision-and-language pre-training via retrieval-based multi-granular alignment. In *Proceedings of the IEEE/CVF Conference on Computer Vision and Pattern Recognition*, pages 16485–16494, 2022.

A Intuition and motivation behind P-Former

In this section, we summarize the intuitive explanation and motivation on why learning an ideal language prompt helps more than using visual ones as in the counterpart models.

- In our experiments with base models like BLIP-2, the architecture consists of three sequential components: (1) ViT, (2) VL-connector, and (3) LLM decoder. Since we use a frozen LLM for generation, optimizing closer to the LLM decoder becomes more pivotal for achieving optimal generation quality.
- The unique design of P-Former mirrors a sentence embedding model. This means the prompts predicted by the P-Former carry rich semantics. Therefore, during evaluations on unfamiliar images, the model boasts an improved generalization capability.
- BLIP2’s studies indicate that direct end-to-end optimization of the sequential model can sometimes lead to catastrophic forgetting. Our approach adds an additional layer of complexity by decomposing the 2-stage BLIP2 training into 3 stages, further addressing this optimization challenge.
- For BLIP2, optimization of soft prompt is learned only using text from image-text pair, while our decoupled training allows for leveraging additional unimodal data for optimizing these soft prompts

B Justification for lack of ablation experiments w/ and w/o the P-Former

We purposely omitted experiments with and without the P-Former module (e.g., using a randomly initialized prompt p). This omission was driven by the following considerations:

- **Random initialization and learning without P-Former:** Our initial approach was to directly learn from a randomly initialized prompt p without incorporating the P-Former. But, upon testing, we identified a significant challenge. For a smaller model variant like opt-2.7b, which possesses a hidden size of 2560, if we employ 32 tokens as soft prompts for an expansive dataset with 4M sentences, the resultant model would have to accommodate an overwhelming 327B parameters. This would have computational implications and potentially overfit, as learning from such a vast parameter space can dilute the essential semantic connections between various sentences.
- **P-Former’s efficiency in parameterization:** The P-Former emerged as a solution to this parameter explosion problem. Instead of requiring a unique prompt for each data point in the dataset, the P-Former parameterizes the soft prompt p using a semantically-rich Transformer model. This design ensures that the total number of parameters remains fixed at 110M. The major advantage here is scalability. Whether working with a dataset of 4M, 12M, or even larger (e.g., 129M) or LMs with varying decoder sizes, the P-Former guarantees a consistent number of parameters, making the model more computationally efficient and preventing the loss of essential semantic relationships.

In brief, our experimentation strategy was driven by the dual goals of maintaining computational efficiency while preserving rich semantics. The challenges posed by direct learning from a randomly initialized prompt emphasized the need for a more structured approach, leading to the birth of the P-Former concept.

C Qualitative analysis on VQA

In this section, we incorporate qualitative comparisons for the GQA and OKVQA datasets, allowing us to offer more nuanced insights. In Figure C.1, we show several examples comparing our model’s response with BLIP-2 and the ground truth (GT). From these examples, it can be observed that there is greater agreement with GT by our model.

It should be noted that the abstract semantic reasoning of our model can sometimes lead to artificially low scores for our model when looking for an exact match. For instance, asking “What occupation might he have?” with a picture of a person driving a forklift generates the answer “forklift operator” by our model, whereas the correct exact answer in the GT is stated as “forklift driver.” Though these two answers are semantically identical, they will count as a wrong generation by our model.

D Additional discussion of the results

In this section, we provide more interpretation of the results. For instance, Table 1, in addition to underscoring the potency of our proposed framework in bolstering the zero-shot VQA performance,























GQA		OKVQA	
 What type of material is the crosswalk near the street lamp made of? BLIP-2: Asphalt Our: Concrete GT: concrete	 Is the field soft and snowy? BLIP-2: yes Our: no GT: no	 What brand is this device? BLIP-2: sony Our: samsung GT: samsung	 What type of clothing are the men wearing? BLIP-2: black Our: suit GT: suit
 On which side of the picture is the clean mirror? BLIP-2: both Our: left GT: left	 Is there a tomato in this photo? BLIP-2: yes Our: no GT: no	 What type of person would you call if this happened in your house? BLIP-2: me Our: a plumber GT: plumber	 What grade are these kids in? BLIP-2: middle school Our: 3rd grade GT: third
 Which kind of device is reflective? BLIP-2: a computer Our: computer monitor GT: monitor	 Does the train that looks orange and gray look old or new? BLIP-2: both Our: new GT: new	 What type of picture is this person taking? BLIP-2: a mirror Our: selfie GT: selfie	 What do you call a baby version of this animal? BLIP-2: cat Our: kitten GT: kitten
 Is the door white and open? BLIP-2: yes Our: no GT: no	 What color do you think the shirt is? BLIP-2: red Our: black GT: black	 What occupation might he have? BLIP-2: truck driver Our: forklift operator GT: forklift driver	 A group of these animals is called a what? BLIP-2: zebra Our: herd GT: herd
 Is the color of the road the same as that of the flag? BLIP-2: yes Our: no GT: no	 What does the happy man hold? BLIP-2: video game controllers Our: a wii controller GT: wii controller	 What type of cheese is being spread? BLIP-2: cheese Our: mozzarella GT: mozzarella	 Where is this lady having lunch? BLIP-2: at a restaurant Our: outside GT: outside
 Which room is it? BLIP-2: both Our: classroom GT: office	 What device is on top of the computer underneath the desk? BLIP-2: a computer Our: a computer GT: router	 What is the purpose of those umbrellas? BLIP-2: they are for shade Our: for shade GT: block sun	 What are the round black things called that is used as a topping for this pizza in the photo? BLIP-2: pizza crust Our: pepperoni GT: olives

Figure C.1: Qualitative analysis on success and failure cases of GQA and OKVQA.

particularly when trained with 4M image-text pairs, shows that our method manages to considerably close the performance gap between the BLIP-2 trained on different scales: 4M and 129M image-text pairs. This suggests that the effectiveness of our model is not solely a function of the amount of training data but rather the methodology itself. In essence, this table illustrates how strategic modifications and improvements can achieve comparable results to models trained on much larger datasets.

Similarly, Table 2 provides insights into our model’s adaptability. When we fine-tune our pre-trained model for a specific task like MSCOCO image captioning, the results reflect an overall enhancement over BLIP-2 across all metrics. The pronounced improvement in CIDEr, as opposed to SPICE, indicates that our model is adept at recognizing and generating more relevant and contextually accurate descriptions of images. The additional data on zero-shot transfer to the NoCaps dataset further substantiates the model’s capability to generalize and adapt to newer, unseen data.

Finally, while our model’s primary design goal is to refine visual prompts for text generation, Table 3 offers a perspective on its performance in the retrieval domain. Even though the model was not specifically optimized for retrieval tasks, it is evident that the introduced modifications do not compromise the retrieval performance, attesting to the model’s robustness.

E LLM-dependence of the stage-1 pre-training

It should be noted that our stage-1 pre-training needs to be repeated for each LLM, if $\omega_1 \neq 0$. However, as evidenced in Table 4 ($\omega_1 = 0$ and $\omega_2 = 100$), our approach achieves competitive results even without the alignment loss in stage-1, focusing the alignment solely on stage-2.

F Acknowledgement

The authors would like to thank Mu Li and Yi Zhu from Boson AI for their YouTube and Bilibili videos on paper reading, which greatly inspired this work.