

DIALGEN: Collaborative Human-LM Generated Dialogues for Improved Understanding of Human-Human Conversations

Bo-Ru Lu^{♣*} Nikita Haduong^{♣*} Chia-Hsuan Lee[♣] Zeqiu Wu[♣] Hao Cheng[♡]
Paul Koester[♡] Jean Utke[♡] Tao Yu[♣] Noah A. Smith^{♠♦} Mari Ostendorf[♣]

[♠]University of Washington [♡]Microsoft Research

[♡]Allstate [♣]University of Hong Kong [♦]Allen Institute for AI

{roylu, chiahlee, zeqiuwu1, ostendor}@washington.edu chehao@microsoft.com
{pkoes, jutke}@allstate.com tyu@cs.hku.hk {qu, nasmith}@cs.washington.edu

Abstract

Applications that could benefit from automatic understanding of human-human conversations often come with challenges associated with private information in real-world data such as call center or clinical conversations. Working with protected data also increases costs of annotation, which limits technology development. To address these challenges, we propose DIALGEN, a human-in-the-loop semi-automated dialogue generation framework. DIALGEN uses a language model (ChatGPT) that can follow schema and style specifications to produce fluent conversational text, generating a complex conversation through iteratively generating sub-dialogues and using human feedback to correct inconsistencies or redirect the flow. In experiments on structured summarization of agent-client information gathering calls, framed as dialogue state tracking, we show that DIALGEN data enables significant improvement in model performance.

1 Introduction

Much progress has been made in automated extraction of structured information from task-oriented human-computer interactions in the context of dialogue state tracking (DST; Paek and Horvitz, 2000; Williams and Young, 2007; Thomson and Young, 2010; Henderson et al., 2014; Mrkšić et al., 2017; Zhong et al., 2018; Wu et al., 2019; Lee et al., 2021; Hu et al., 2022). Existing systems mainly support short interactions that perform tasks where the extracted information is represented as a set of slot-value tuples needed for an API call, e.g., {(restaurant_name, Claire’s Bistro), (date, today)} for restaurant booking. On the other hand, there has been little work on extracting information from human-human dialogues, where information in problem solving dialogues might be useful in providing agent assistance or in

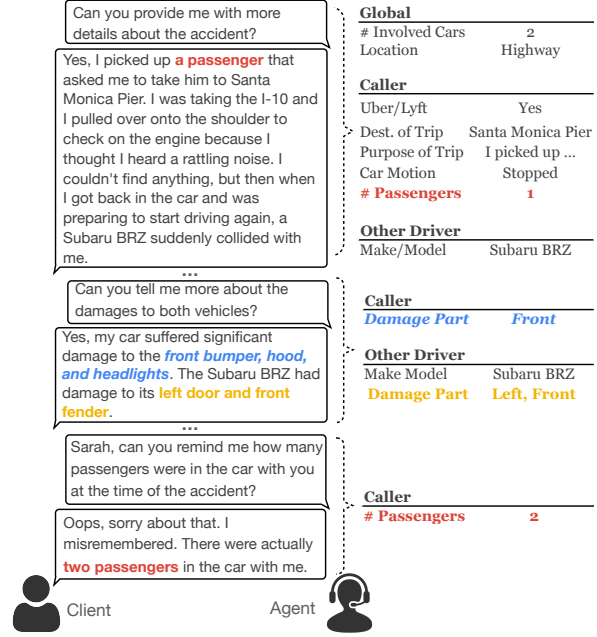


Figure 1: An illustrative snippet of a DIALGEN dialogue together with entity-slot-value triples. **Yellow** is the slot with multiple values. **Italic blue** and **yellow** are the same slot (*Damage Part*) with different entities (e.g., *Caller* and *Other Driver*). **Red** is a slot with a value update.

summarizing the call for follow-up. Such dialogues pose new challenges not reflected in existing DST studies.

In our work with private call center conversations, we find that dialogues average roughly 200 turns and can extend beyond 500 turns. Moreover, a more complex state representation is needed, including use of *multi-value slots* (Lee et al., 2022) and associating the information with *various entities* (Figure 1). These challenges motivate our proposal for an entity-centric state representation and associated scoring methodology, as well as new data to support research on DST for this task.

In addition to the more complex nature of the state and the interactions compared to popular DST data sets, call center data typically has the chal-

*Equal contribution.

lenge of including personal information, so there is a need to protect privacy that increases the cost of annotation and limits data sharing. To address this challenge, we present a new synthetic dialogue generation method: DIALGEN. This approach aims to simulate authentic conversations for problem solving by leveraging the ability of language models (LMs) to produce highly fluent texts and follow pre-existing schemas (Bae et al., 2022; Chen et al., 2023; Li et al., 2022b). Humans collaborate with an LM to generate lengthy, complex dialogues, alleviating many known LM problems such as inconsistency and incoherence over long generations.

We use DIALGEN to generate a synthetic dataset in the style of our private call center conversations to illustrate applying DST for information extraction in a problem-solving setting. By incorporating the synthesized data, we observe a significant enhancement in our model’s performance on our private dataset, with a relative improvement of 25% in the full dialogue state F_1 score.

Our main contributions are:

- Reframe DST to accommodate a problem-solving setting that links information with different entities and requires tracking multiple values in a single slot. We also propose a new entity-centric DST scoring methodology that is more suitable than the standard joint goal and slot accuracy scores.
- Design DIALGEN, a collaborative human-LM framework for generating complex task-oriented dialogues in domains where privacy constraints have previously prevented data sharing with the research community. Training documentation, prompts, and interface code will be released.¹
- We present DIALGEN-AIC, a custom dialogue dataset designed to illustrate the complexity of real-world auto insurance call center data. While not intended as a benchmark, DIALGEN-AIC aims to provide a demonstration for the complex nature of real conversations and the challenges faced in this domain, including linking information with different entities and tracking multiple values in a single slot.

2 Dialogue Generation (DIALGEN)

As shown in Figure 2, our DIALGEN framework is designed to generate schema-guided dialogues through human-LM collaboration. An LM is selected as the backbone, then the data generation process begins with an initial task prompt consisting of natural language description for the desired dialogue (e.g., task description, desired slots, story and personalities) and dialogue history. During each iteration, the LM first proposes a candidate subdialogue based on the history (the initial task prompt and the generated conversation so far). Human reviewers with sufficient domain knowledge then validate, edit, and annotate the generated subdialogue, before requesting a continuation via an updated prompt to the LM. The reviewers can optionally augment the prompt with a specific instruction related to the desired dialogue flow. This process repeats until the dialogue is complete. At a high level, the human-in-the-loop mechanism ensures that the resulting dialogues are coherent and consistent with the prompt, covering desired content and fulfilling style specifications from domain experts. In the following, we describe each component of DIALGEN in detail.

2.1 Prompt for Dialogue Generation

The prompt for generating synthetic dialogues includes: the task description, entity-slot-value triplets, story, personality and dialogue history.²

Task Description. Similar to task descriptions given to humans in Wizard-of-Oz setups (Kelley, 1984), the template-based task description gives the information about dialogue participants and the task scenario for the desired conversation, such as having the LM role-play as a user calling to file a claim with an agent at an insurance company, e.g., “Have role play car accident claim call. One person is an agent Alice from a car insurance company and the other is the caller Bob who wants to file a claim.”

Entity-slot-value Triplets. We randomly sample entity-slot-value triples from the expert-authored ontology to steer the LM to generate required content in the output dialogue, enabling precise covering of specific information, e.g., (Caller, Injury, Neck).

¹<https://boru-roylu.github.io/DialGen>

²An example of a full prompt is given in Appendix B.1.

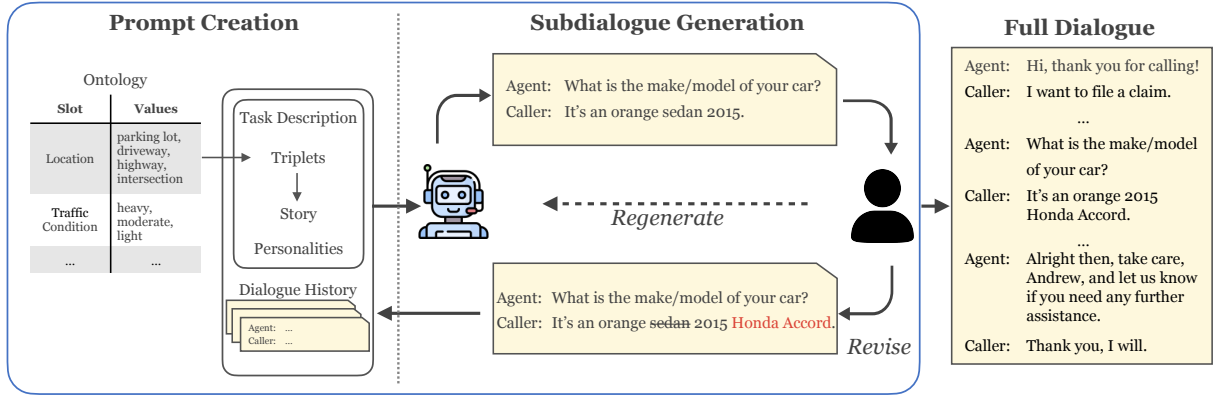


Figure 2: In the DIALGEN framework, a language model (LM) and a human reviewer collaborate to generate a dialogue. First, a story is created by the LM, using randomly sampled entity-slot-value triplets from the expert-authored ontology. Second, the LM generates a subdialogue, using a task description, triplets, story, personalities, and dialogue history as input. A human reviewer evaluates how the subdialogue fits with the task requirements and dialogue history. The reviewer can decide to have the LM *regenerate* the subdialogue before making any necessary direct edits. The revised subdialogue is added to the dialogue history, which is concatenated to the original prompt and used to generate the next subdialogue. This iterative process continues until the dialogue is complete.

Story. Kim et al. (2022a) synthesize social dialogues from common sense knowledge triples by first using a social narrative to set up the scenario. We similarly use the randomly sampled triplets to generate a story with the LM before the dialogue generation. For example, the aforementioned entity-slot-value triple will be converted into the snippet of a story: “*The impact of the collision caused Bob’s car to spin around and come to a stop. He immediately felt a sharp pain in his neck and knew that something was wrong.*”

Personality. To enrich the diversity of callers, we randomly sample a personality from the predefined list (Table 7) for each dialogue, e.g., “*Bob is feeling distressed or frustrated due to the accident and its consequences.*” For the agent, we use the same personality for all dialogues, e.g., “*Alice is conversational, personable, patient, empathetic, sympathetic and professional.*”

Dialogue History. The LM uses the full dialogue history to generate subdialogue turns that are consistent with the flow of the conversation. During the subdialogue generation process, we append completed subdialogues before generating the next subdialogue. The initial dialogue history is always one exchange, e.g., “*Alice: Hi, thank you for calling DialGen Insurance! This is Alice. How may I help you today?*” followed by “*Bob: I am calling regarding a car accident.*”

2.2 Subdialogue Generation

The dialogue is generated iteratively where each subdialogue is revised and annotated by a human reviewer.

Subdialogue Format. Similar to Park et al. (2022), we use HTML tags to denote different dialogue elements, i.e., `<p>` for turns and `<div>` for the subdialogue.

Human-in-the-Loop Review. Subdialogues are individually revised by a human trained to correct common LM errors such as those described by Dou et al. (2021), verify that required information is present (the sampled triples in the prompt), and edit the text to meet stylistic criteria (e.g., adjusting tone). Reviewers can choose to revise individual turns directly or instruct the LM to regenerate specified turns, e.g., “*Have the caller correct earlier incorrect information*” (more examples in Table 6). The LM can try to end the dialogue by including termination signals such as “*have a good day*” or “*good bye*”. If the reviewers are not satisfied that the dialogue has covered all the specified topics, the turns would be deleted and regenerated.

Annotation. Spans in the subdialogue that have information tuples associated with the task ontology are annotated by the human reviewer. If a tuple in turn t has a slot with the same referent and a different value than a previous turn, the reviewer is asked to resolve the duplication by indicating whether the new value is a correction UPDATE,

KEEP, or additional detail to be concatenated with the previous value CONCAT. After annotation, the review can choose to generate another subdialogue or accept the ending that the LM has proposed. This annotation step is optional and can be decoupled from the DIALGEN framework depending on the target tasks or domains.

3 Dialogue State Tracking (DST)

DST is conventionally used for task-oriented human-computer interactions, such as with virtual assistants (Rastogi et al., 2020) or a booking service (Budzianowski et al., 2018), that effectively provide a natural language interface for the assistant to make API calls. Extracted structured information (the dialogue state) is typically represented as a collection of tuples $\{(s, v), s \in \mathcal{S}\}$, where s is a slot label, v is the associated value, and \mathcal{S} is the full set of slots in the ontology. Values can be associated with a slot-dependent restricted set \mathcal{V}_s or free-form text (e.g., a restaurant name) or null. For multi-domain systems where different domains share some but not all slots (e.g., many domains have a date slot), the domain d is separately tracked: $\{(d, s, v), d \in \mathcal{D}, s \in \mathcal{S}\}$. The full set of tuples is updated after each agent-user exchange to support construction of application calls needed to complete the task.

We can formalize the dialogue state tracking task as follows. Ignoring domain for brevity, define $(A, U)_t$ as the pair of agent and user turns at exchange t . Given a sequence of exchanges between agent and user, $\{(A, U)_1, \dots, (A, U)_t\}$, find the dialogue state $\{(s, v), s \in \mathcal{S}_t\}$, where \mathcal{S}_t is the subset of slots active at time t (i.e., having non-null values). The state associated with the final turn T effectively provides a summary of the information extracted from the user in the dialogue.

3.1 DST Reframing

In order to handle more complex tasks, we reframe the dialogue state tracking problem in three ways. First, we introduce the notion of a “referent”, either with the global context or the entity that the extracted information is associated with. Second, we allow slots to take on multiple values. Lastly, we allow slot values to be updated in multiple ways: a value could be corrected by the user, a new value could be added to form a list, or an existing value could be augmented, e.g., with details expanding on a free-form slot. For example, Figure 1 pro-

vides an example of an agent gathering information about an accident together with the extracted tuples. There are three referents (*Global context*, *Caller*, and *Other Driver*); the number of passengers in the caller’s vehicle was corrected from one to two; and the other driver’s car has multiple *Damage Parts* (left and front).

With these changes, we can reframe the DST problem as follows, using the arrow diacritic to indicate cumulative state elements, upper case to indicate tuples and lower case to indicate labels or values, boldface to indicate a set of tuples, and calligraphic font to indicate a set of values. The initial dialogue state $\bar{\mathbf{X}}_0$ is empty. The cumulative belief (CB) state $\bar{\mathbf{X}}_t$ (for $t > 0$) could be predicted directly or via a recursive state update: $\bar{\mathbf{X}}_t = \text{update}(\bar{\mathbf{X}}_{t-1}, \mathbf{X}_t)$, where the turn-level belief (TLB) \mathbf{X}_t is predicted (locally) and the update function adds new slots and replaces updated slots. In the direct approach, it is possible to correct errors made by the model in previous turns, as well as introduce errors. A potential advantage of the update approach is that TLBs are shorter and therefore easier to predict.

Formally, $\bar{\mathbf{X}}_t$ and \mathbf{X}_t are defined as follows. Define $\bar{\mathcal{R}}_t$ as the set of referents mentioned in a dialogue up through turn t , and $\mathcal{R}_t \subseteq \bar{\mathcal{R}}_t$ as the subset of referents associated with information updates in turn t .³ The dialogue state and turn-level belief (TLB) after turn t , $\bar{\mathbf{X}}_t$ and \mathbf{X}_t , respectively, can both be represented as a set of referent-associated sets of active slots:

$$\bar{\mathbf{X}}_t = \{(r, \bar{\mathbf{S}}_{rt}), r \in \bar{\mathcal{R}}_t\} \quad \mathbf{X}_t = \{(r, \mathbf{S}_{rt}), r \in \mathcal{R}_t\}$$

where $\mathbf{S}_{rt} = \{S_{r1}, \dots, S_{rn_{rt}}\}$, n_{rt} is the number of active slots for referent r at turn t , and $\bar{\mathbf{S}}_{rt}$ denotes the cumulative set of slots. An active slot is defined as $S_{rj} = (s_{rj}, \mathcal{V}_{rj})$, where $s_{rj} \in \mathcal{S}$ is the j th slot linked to referent r , \mathcal{S} is the set of slot (or domain-slot) types, and \mathcal{V}_{rj} is a set of one or more values v (categorical or free-form text) associated with that slot. For our generated data, annotators are asked to provide the state updates.

3.2 Evaluation

The evaluation of DST model performance often relies on two widely-used metrics: joint goal accuracy (JGA) and slot accuracy. As discussed in

³Our application uses a finite set of types $\bar{\mathcal{R}}_t \subseteq \mathcal{R}$, but it could be an open set, e.g., based on names.

Section 7, both measures have limitations that are exacerbated with long dialogues and a rich state space. For that reason, we propose the use of precision, recall, and F_1 scores, as well as reporting both CB and TLB results. In addition, we note that averaging cumulative state scores across turns in the dialogue produces a biased error estimate that puts more weight on early turns in the overall score. Our proposal is to report CB performance at specific points.

Our experiments require the model to handle multi-value and extended free-form text responses. For scoring purposes, we treat multi-value slots as multiple instances of a slot. For free-form responses, following the multi-span setup in question answering (Li et al., 2022a), we enumerate all possible alignments between predicted and gold values. Each gold value is aligned to one predicted value at most, and percentage match is computed based on the longest common substring (LCS) to give a partial-credit score in the range $[0, 1]$ (rather than requiring exact match, i.e., $\{0, 1\}$ score) for use in measuring precision and recall.

Cumulative score (evaluating $\overleftarrow{\mathbf{X}}$). A cumulative belief (CB) state score m is computed for a particular turn (specific index t or dialogue-final turn) in the n th dialogue as follows:

$$m_{\text{CB}}(n, t) = \frac{1}{|\overleftarrow{\mathcal{R}}_{nt}|} \sum_{r \in \overleftarrow{\mathcal{R}}_{nt}} m(\overleftarrow{\mathbf{S}}_{nrt}, \overleftarrow{\mathbf{S}}_{nrt}^*).$$

where m can be precision (P) or recall (R). Overall scores are obtained by averaging over all dialogues $\mathcal{N}_t = \{n : \overleftarrow{\mathcal{R}}_{nt} \neq \emptyset\}$.⁴ For example, precision is given by:

$$\text{CB-}P(t) = \frac{1}{|\mathcal{N}_t|} \sum_{n \in \mathcal{N}_t} P_{\text{CB}}(n, t).$$

We compute the F_1 score after getting the averaged precision and recall.

Turn update scores (evaluating \mathbf{X}). Several scores are computed at the turn level, all of which are based on averaging over all N dialogues in the test set as follows:

$$\frac{1}{N} \sum_n \frac{1}{|\mathcal{T}_n|} \sum_{t \in \mathcal{T}_n} m_{\text{TYPE}}(n, t)$$

⁴In the first turns, it is possible that there is nothing to extract and no false predictions, in which case $\overleftarrow{\mathcal{R}}_{nt} = \emptyset$.

where $\mathcal{T}_n = \{t : \mathcal{R}_{nt} \neq \emptyset\}$ and $\text{TYPE} \in \{\text{TLB}, \text{R}, \text{RS}, \text{SV}\}$ indicates diagnostic score type. Specific scores (m_{TYPE}) are based on:

$$\begin{aligned} m_{\text{TLB}}(n, t) &= \frac{1}{|\mathcal{R}_{nt}|} \sum_{r \in \mathcal{R}_{nt}} m(\hat{\mathbf{S}}_{nrt}, \mathbf{S}_{nrt}^*) \\ m_{\text{R}}(n, t) &= m(\hat{\mathcal{R}}_{nt}, \mathcal{R}_{nt}^*) \\ m_{\text{RS}}(n, t) &= \frac{1}{|\mathcal{R}_{nt}|} \sum_{r \in \mathcal{R}_{nt}} m(\hat{\mathcal{S}}_{nrt}, \mathcal{S}_{nrt}^*) \\ m_{\text{SV}}(n, t) &= m\left(\bigcup_{r \in \mathcal{R}_{nt}} \hat{\mathbf{S}}_{nrt}, \bigcup_{r \in \mathcal{R}_{nt}} \mathbf{S}_{nrt}^*\right) \end{aligned}$$

where \mathcal{S}_{nrt} is the set of slot labels associated with referent r in turn t of the n -th dialogue. For each turn, the m_{TLB} score indicates performance over the complete TLB; m_{R} indicates how well referents are recognized; m_{RS} indicates how well referents are associated with slots ignoring values; and m_{SV} gives performance of slot-value detection ignoring referents.

4 Datasets

	AIC	DIALGEN-AIC
# dial.	34	235
# turns / dial.	197 ± 98	46 ± 8
# tokens / dial.	4195 ± 2404	1128 ± 230
# user tokens / turn	18 ± 27	22 ± 17
# agent tokens / turn	25 ± 31	27 ± 14
# RS	1622	8844
# unique RS	109	152
# RS / dialogue	48 ± 24	38 ± 8
% dial. w/ updates	50.0%	14.5%
% dial. w/ multiple val.	50.0%	19.1%

Table 1: Statistics are calculated on the full dataset. Tokens are calculated with Huggingface T5 tokenizer. RS stands for referent-slot pair.

We were provided with a private dataset of 34 natural auto insurance claim calls (AIC). In each call, the agent’s task is to gather detailed information about an auto accident. The calls were human transcribed and labeled using a schema with 6 referents and 60 possible slots from 10 domains (Appendix C.2). Calls had high variance in length and complexity, as shown in Table 1. Additionally, 50% of dialogues had multiple values for at least one active slot. We split the calls into train/val/test sets by slot count with a ratio of 20/10/70.

Using AIC as a target dataset for augmentation, we apply DIALGEN with ChatGPT⁵ as the LM

⁵Accessed: Mar.–May 2023, Version: gpt-3.5-turbo-0301.

backbone to create DIALGEN-AIC which contains 235 labeled dialogues (Appendix C.5). Reviewers were recruited from university listings and compensated at a rate of \$18.69 per hour, following local hiring practices. They completed a one-hour training to become familiar with the task and practiced generating one dialogue under supervision. Full training was complete after they received feedback for their first 3–5 dialogues. The reviewers were instructed to aim for generating dialogues with ≈ 50 turns. A single dialogue averaged 8 ± 4 subdialogues, 58% turns were edited, 20% of generated turns were deleted, and reviewers regenerated a partial or full subdialogue 9 ± 10 times per dialogue.

Data collection occurred over 2 months with multiple iterations as documentation and task instructions evolved to become more comprehensive and consistent. The final version of the task instructions further encouraged workers to update slot values in multiple ways and include multiple values in a slot (as described in §2.1). We calculated inter-annotator agreement (IAA) at the turn level with three annotators and 32 dialogues, with a resulting IAA of 78.5% F_1 (Appendix C.1).

DIALGEN-AIC has less variance than AIC across all statistics, which follows expectations of natural data being noisy and difficult to emulate. However, compared to MultiWOZ (Budzianowski et al., 2018), DIALGEN-AIC is more complex. MultiWOZ averages 14 turns and 8 active slots per dialogue, compared to 46 turns and 38 slots on average for DIALGEN-AIC.

We split DIALGEN-AIC into train/val./test sets with a ratio of 80/10/10 dialogues, selecting val./test sets by randomly sampling from the final iteration of data collection. Table 1 contains additional statistics comparing AIC and DIALGEN-AIC.

5 Experiments

We measure the effect of adding DIALGEN-data on model performance by varying the training data and testing on AIC. The training data is varied by using different amounts of DIALGEN-AIC. We further identify roughly how many DIALGEN-AIC turns are equivalent to a single AIC turn.

5.1 Models

In-context Learning. Hu et al. (2022) propose IC-DST and use schema prompts and a specialized retriever to enable few-shot in-context learning to

predict state change with an LM. Given longer dialogues, a more complex ontology, and more slots to track than the datasets discussed in Hu et al. (2022), the representation of dialogue history becomes a crucial concern. The SQL tables of the entire ontology is 1696 tokens, and our chosen LM, ChatGPT, has a token limit of 4096 tokens. To accommodate the token constraints, we truncate the in-context examples when given a longer dialogue state. We extract the TLB at turn t and accumulate TLBs as CB.

Furthermore, our DST task requires the model to identify the corresponding entity (referent) for the predicted slot-value pair. We redesign the prompt, as shown in Appendix B.2, to instruct the LM to generate the referent, slot, and value simultaneously. The retriever is finetuned on the full DIALGEN-AIC training set, which is also used as the example selection pool. Due to privacy concerns, we only evaluate IC-DST on the DIALGEN-AIC test set.

Finetuned Transformers. We follow the previous work, SDP-DST (Lee et al., 2021), to perform the DST task by finetuning T5 and Long-T5 with schema information embedded in the prompt. However, unlike SDP-DST which used separate prompts for each domain-slot pair, we take a more efficient approach with one prompt per domain, where the model predicts only active slots (together with referent and value). The CB is the aggregate of predictions over all domains.

In addition, we explore four different configurations of prompt and model outputs:

Long-T5†: Use $\{(A, U)_\tau\}_{\tau=1}^{t-1}$ to predict CB

Long-T5: Use $\{(A, U)_\tau\}_{\tau=1}^{t-1}$ to predict TLB; add to CB

T5: Use $(A, U)_{t-1}$ to predict TLB; add to CB

T5-SC: Use $(A, U)_{t-1}$ and previous domain CB to predict state change ΔCB ; update CB

The state change ΔCB is similar to the TLB but augmented with the four state-change commands. Details of prompts for the different cases are given Appendix B.3. For comparison, SGP-DST used the full dialogue history $\{(A, U)_\tau\}_1^{t-1}$ to predict CB aggregating over domain-slot pairs.

5.2 Experimental Setup

When conducting experiments involving AIC, the model selection criterion is the highest TLB F_1

score on the AIC validation set. For experiments solely on DIALGEN-AIC, models were chosen based on TLB F_1 score on the DIALGEN-AIC validation set. Additional hyperparameter information can be found in Appendix A.1. All reported values represent the medians obtained from 5 different random seeds.

5.3 Results

We report results on both TLB and DST. DST results are presented in two ways: CB_{avg} as an average of CB across every turn, and CB_Q as the CB at turn t , where $t = \lceil QT/4 \rceil$, $Q \in \{1, 2, 3, 4\}$, using the next neighboring turn when t is not a user turn (e.g., if CB_3 is turn 15 and is an Agent turn, we calculate CB at turn 16). Intuitively, CB_4 is evaluated on the last cumulative belief state and can be regarded as evaluating a conversation summary. Model development was done only on the synthetic data to minimize use of real data, and only F_1 results are reported for that data. For the real AIC data, we report precision and recall to better understand the tradeoffs of using DIALGEN-AIC.

Method	CB_{avg}	CB_1	CB_2	CB_3	CB_4	TLB
IC-DST	71.3	71.9	68.5	68.4	68.2	68.1
Long-T5†	71.8	72.5	71.7	71.0	70.4	–
Long-T5	66.3	64.3	64.8	64.3	63.9	68.5
T5	76.8	78.4	74.9	73.7	74.1	73.9
T5-SC	78.2	79.3	76.4	76.6	76.9	74.2

Table 2: F_1 scores on the DIALGEN-AIC test set. † denotes Long-T5 with direct CB prediction.

Method	Data	CB_{avg}	CB_1	CB_2	CB_3	CB_4	TLB
T5	AIC	38.3	39.6	37.1	36.2	35.1	34.8
T5	DG	40.4	41.7	42.6	39.9	37.7	40.9
T5	Both	43.7	42.9	42.2	43.0	41.9	43.7
T5-SC	AIC	39.2	40.0	38.1	37.1	36.1	33.9
T5-SC	DG	41.0	43.6	42.1	41.3	40.5	38.9
T5-SC	Both	46.2	47.8	47.2	45.9	45.3	44.6

Table 3: F_1 scores on the AIC test set for different training data on T5 and T5-SC models. To save space, DG stands for DIALGEN-AIC. Both means the models are trained on AIC and DIALGEN-AIC.

Results on DIALGEN-AIC Test Set. The results of experiments on DIALGEN-AIC with different learning strategies and T5 configurations are presented in Table 2. The performance of IC-DST is lower than all T5 variants, although this may be due to the difference in use of domain-specific

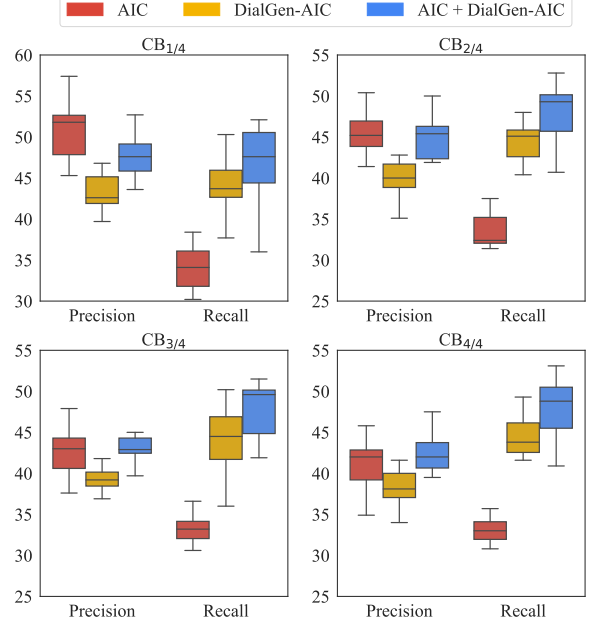


Figure 3: CB precision and recall scores on the AIC test set. All scores are based on T5-SC models.

prompts. However, given that our IC-DST implementation is based on the same ChatGPT model used for generating the synthetic dialogues, the low results suggest that human collaboration leads to data that is sufficiently different from ChatGPT text such that ChatGPT cannot easily address this task. Predicting CB directly requires the full history, which is only possible with Long-T5. With Long-T5, there is a benefit to predicting CB directly over TLB. However, optimizations needed to handle a longer history have tradeoffs that result in performance that is worse than the standard T5 model with TLB prediction for this task. The best result is obtained with T5 with state change (T5-SC), which updates values rather than simply adding them as new elements in a list.

Results on AIC Test Set. The two best models (T5 and T5-SC) are used in experiments on the AIC data. The F_1 results for different training sources are given in Table 3. The performance for the model trained on the synthetic DIALGEN-AIC alone is better than with the small amount of AIC data, but the best results are obtained by model trained on both AIC and DIALGEN-AIC. Because of the higher frequency of state changes in the human-human dialogues, there is a greater benefit from the T5-SC model for the AIC data, with an 8% improvement in the final CB F_1 score compared to 4% for DIALGEN-AIC when using

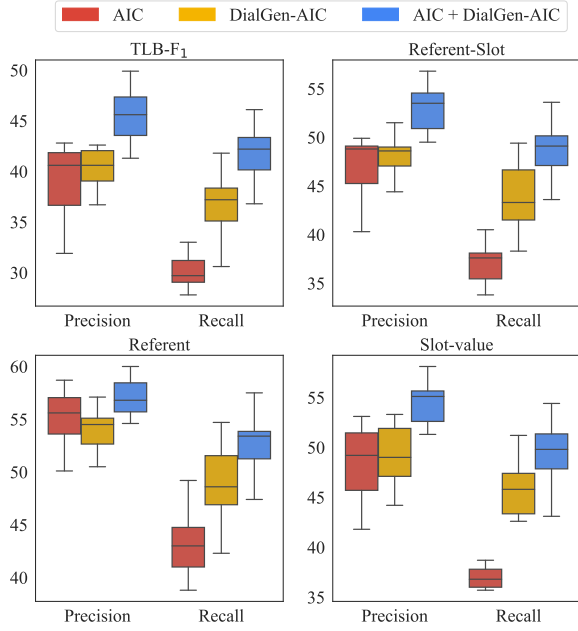


Figure 4: TLB and three diagnostic scores for precision and recall (m_R , m_{RS} , and m_{SV}) for the T5-SC model on AIC test set.

all training data.

To provide more insight into performance, we present the precision/recall results for CB in Figure 3. Incorporating DIALGEN-AIC data yields higher recall and outperforms using AIC data alone in terms of F_1 . The increased recall can be attributed to the inclusion of a wider range of values in the DIALGEN-AIC data, which are not covered by the AIC training set. However, this improvement comes at the expense of lower precision. By combining DIALGEN-AIC and AIC data, the model achieves better alignment with real-world data while retaining the advantage of high recall scores from the DIALGEN-AIC data.

Figure 4 provides the TLB precision and recall results for the full state updates and different diagnostic scores (referent only, referent-slot, and slot-value). Consistent with the CB results, the biggest benefit of incorporating DIALGEN-AIC is improved recall. While referent, slot, and value all improve, the greatest improvement is in slot values.

We also experimented with varying the amount of synthetic data used in training the model in order to ascertain the relative value of synthetic vs. real data. Figure 5 shows that using 59 DIALGEN-AIC dialogues (approximately 2.7K turns) yields results similar to those obtained from the AIC training set, which consists of 1.3K turns in 7 dialogues. These results suggest that roughly 2.1 times as

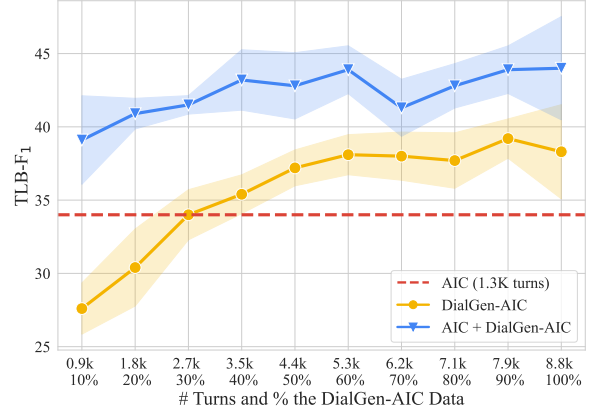


Figure 5: TLB- F_1 scores for T5-SC on AIC test set by varying the amount of DIALGEN-AIC data in the training set.

many turns of synthetic data is needed to match the performance of the real data, or 8.4 times as many synthetic dialogues since the synthetic dialogues are shorter. However, the synthetic data is more valuable in combination with real data, for which the benefit beyond the 97 dialogues (50%) is minimal. This suggests an opportunity for further improvement through strategic scenario sampling.

6 Error Analysis

Out of the 56 slots in the AIC test set, we noticed an improvement in 45 slots, while 4 slots were tied, and the remaining 7 slots have slightly worse performance. Our error analysis reveals two main categories for the performance loss: data mismatch between AIC and DIALGEN-AIC and over-reliance on surface-level features.

Data mismatch. We lose performance for the slot *Car Mileage* because of a difference in language used when describing the mileage of a car. In AIC, information about car mileage is often a binary confirmation for whether the mileage on the vehicle is above a certain threshold, e.g., over 100,000 miles, whereas DIALGEN-AIC describes car mileage with an exact number, e.g., 30,000 miles. For the slot *Traffic Controls Obeyed*, AIC implies traffic controls being obeyed with descriptions of what it means to obey (or disobey) traffic controls. For example, the caller might describe how the other driver ran the red light, which is why they hit the caller’s vehicle. DIALGEN-AIC asks the caller to confirm directly whether traffic controls were obeyed.

Surface level text. The model both over- and under-predicts slots due to surface-level features such as predicting *Number of Involved Cars* when the text contains language about counting vehicles, despite many such instances in AIC simply describing the traffic environment to contextualize the accident, e.g., there was a vehicle in front of the caller, but it was not involved in the accident. The model also predicted this slot when there was language related to the number of passengers with a driver. Similarly, *Color* would be predicted whenever colors were mentioned, e.g., a purple bruise. *Traffic Flow* was severely under-predicted when it would have been beneficial for the model to predict the slot whenever it saw information describing lane direction.

7 Related Work

Synthetic data generation is a popular approach for augmenting small datasets, creating more examples of rare phenomena, and allowing for release of data in privacy constrained domains such as the medical domain (Park et al., 2018). Methods include data perturbation (Sennrich et al., 2016), surface-form alteration (Wei and Zou, 2019), in-context learning (Chia et al., 2022), and incrementally constructing data from an outline (Bao et al., 2023). Important challenges in synthetic data generation include ensuring the data is diverse and not too simplistic (Stahlberg and Kumar, 2021; Dahmen and Cook, 2019) and preserving privacy (Liu et al., 2022b; Xin et al., 2020; Torfi et al., 2022). Bonaldi et al. (2022) propose a human-machine collaboration method to collect dialogues for countering hate speech, but the resulting dialogues are significantly shorter (average of 5.4 turns) compared to ours. While the high cost of labeling data motivates fully automatic data generation processes (Thambawita et al., 2022; Zeng et al., 2018), removing humans from the process can limit the complex phenomena in the generated data, as shown by Liu et al. (2022a) previous to our work.

DST Evaluation. Joint goal accuracy (JGA) and slot accuracy are common scores for assessing DST model performance. Both have limitations, as pointed out by others (Rastogi et al., 2020; Dey et al., 2022; Kim et al., 2022b). Concerns have been raised that evaluating the cumulative belief state makes it difficult to disentangle effects of error propagation and single turn error rates. Solutions include reporting turn-level performance

(Kim et al., 2022b) or having a smaller penalty for inherited errors (Dey et al., 2022). Another issue that has been raised is that accuracy computed over all slots in the full ontology is overly optimistic since it is dominated by inactive slots, which is particularly a problem for larger ontologies. A solution is to compute accuracy only over active slots (Rastogi et al., 2020; Kim et al., 2022b).

DST and Summarization are closely related tasks. Shin et al. (2022) cast DST as a dialogue summarization task by hypothesizing that dialogue summaries are simply a set of unstructured dialogue states and then supplement joint goal accuracy with BLEU and ROUGE from summarization. In the reverse direction, TODSum (Zhao et al., 2021) is a dialogue summarization dataset that incorporates dialogue states and is evaluated on both ROUGE and F_1 .

8 Conclusion

We propose a collaborative human-LM dialogue generation framework, DIALGEN, that can generate long, complex dialogues in privacy-constrained domains for dialogue state tracking (DST). We reframe the DST task to suit a problem-solving setting that involves connecting information with various entities and necessitates tracking multiple values within a single slot. Furthermore, we introduce an entity-centric scoring metric that is more suitable than the conventional joint goal accuracy and slot accuracy metrics. Our experiments demonstrate that the data generated by DIALGEN, despite dissimilarities with the target data it is designed to emulate, can significantly improve model performance for DST. These findings underscore the efficacy of using DIALGEN data to improve model performance on real-world data. In addition, a by-product of the data generation effort is the human correction of the LM output. While we do not take advantage of it in this study, this information could be used to improve the generating LM. We openly share our data collection documentation, annotation interface, and resulting dataset with the research community, and encourage further exploration of DIALGEN to other applications.

9 Limitations

While DIALGEN can be used to generate synthetic data for privacy-constrained settings, the effectiveness largely depends on the LM employed.

An LM without reasonable capability in generating text in the target setting will result in low quality subdialogues, which can result in a frustrating collaboration for the human reviewer.

Subdialogue generation in DIALGEN is guided by including the full dialogue history as context for each subsequent subdialogue. LMs have finite context input length, so the max length of a generated dialogue is limited by the chosen LM. Methods to overcome this limitation can include truncating the dialogue history context, investigating which parts of the prompt contribute little to guiding the LM, and representing dialogue history in a more efficient manner.

10 Ethical Considerations

Ensuring important characteristics in synthesized data with DIALGEN requires a domain expert who may have access to real, private data and can unintentionally leak information. DIALGEN-AIC, on the other hand, generates personal information using the Faker package,⁶ but there is a potential for the LM to produce personal details related to randomly created names. If DIALGEN users plan to publicly release their data, they should remove potentially identifying information such as names from the synthesized data. In the released DIALGEN-AIC, we replace names with random alternatives to prevent the inadvertent generation of sensitive personal information by the LM. Table 10 shows T5-SC has the similar performance on data with/without renaming all person names (Appendix C.3).

Other than privacy issues, LMs can produce harmful content, and the risks of such production can increase depending on the target data setting. When employing humans to collaborate with LMs, practitioners should determine whether additional safety features such as toxic language filters are required to protect the workers.

Acknowledgments

We would like to express our sincere gratitude to Kevin Everson, Yanda Chen, and Yushi Hu for their invaluable discussions and preliminary studies. We would also like to thank Bing-Syuan Wang and Irene Wang for their expert web programming consulting and debugging support. Additionally, we extend our appreciation to members of UWNLP for their valuable insights and contributions throughout

the project. Lastly, we are grateful to the diligent student reviewers from the University of Washington for their dedicated efforts in data creation. Their contributions were essential to the success of this research.

References

- Sanghwan Bae, Donghyun Kwak, Sungdong Kim, Donghoon Ham, Soyoung Kang, Sang-Woo Lee, and Woomyoung Park. 2022. Building a role specified open-domain dialogue system leveraging large-scale language models. In *Proceedings of the 2022 Conference of the North American Chapter of the Association for Computational Linguistics: Human Language Technologies*, pages 2128–2150.
- Jianzhu Bao, Rui Wang, Yasheng Wang, Aixin Sun, Yitong Li, Fei Mi, and Ruifeng Xu. 2023. A synthetic data generation framework for grounded dialogues. In *Proceedings of the 61st Annual Meeting of the Association for Computational Linguistics*, Toronto, Canada. Association for Computational Linguistics.
- Helena Bonaldi, Sara Dellantonio, Serra Sinem Tekiroğlu, and Marco Guerini. 2022. [Human-machine collaboration approaches to build a dialogue dataset for hate speech countering](#). In *Proceedings of the 2022 Conference on Empirical Methods in Natural Language Processing*, pages 8031–8049, Abu Dhabi, United Arab Emirates. Association for Computational Linguistics.
- Paweł Budzianowski, Tsung-Hsien Wen, Bo-Hsiang Tseng, Iñigo Casanueva, Stefan Ultes, Osman Ramadan, and Milica Gašić. 2018. [MultiWOZ - a large-scale multi-domain Wizard-of-Oz dataset for task-oriented dialogue modelling](#). In *Proceedings of the 2018 Conference on Empirical Methods in Natural Language Processing*, pages 5016–5026, Brussels, Belgium. Association for Computational Linguistics.
- Maximillian Chen, Alexandros Papangelis, Chenyang Tao, Seokhwan Kim, Andy Rosenbaum, Yang Liu, Zhou Yu, and Dilek Hakkani-Tur. 2023. [PLACES: Prompting language models for social conversation synthesis](#). In *Findings of the Association for Computational Linguistics: EACL 2023*, pages 844–868, Dubrovnik, Croatia. Association for Computational Linguistics.
- Yew Ken Chia, Lidong Bing, Soujanya Poria, and Luo Si. 2022. [RelationPrompt: Leveraging prompts to generate synthetic data for zero-shot relation triplet extraction](#). In *Findings of the Association for Computational Linguistics: ACL 2022*, pages 45–57, Dublin, Ireland. Association for Computational Linguistics.
- Jessamyn Dahmen and Diane Cook. 2019. [Synsys: A synthetic data generation system for healthcare applications](#). *Sensors (Basel, Switzerland)*, 19(5).

⁶<https://github.com/joke2k/faker>

- Suvodip Dey, Ramamohan Kummara, and Maunendra Desarkar. 2022. [Towards fair evaluation of dialogue state tracking by flexible incorporation of turn-level performances](#). In *Proceedings of the 60th Annual Meeting of the Association for Computational Linguistics (Volume 2: Short Papers)*, pages 318–324, Dublin, Ireland. Association for Computational Linguistics.
- Yao Dou, Maxwell Forbes, Rik Koncel-Kedziorski, Noah A. Smith, and Yejin Choi. 2021. [Scarecrow: A framework for scrutinizing machine text](#).
- Matthew Henderson, Blaise Thomson, and Steve Young. 2014. [Word-based dialog state tracking with recurrent neural networks](#). In *Proceedings of the 15th Annual Meeting of the Special Interest Group on Discourse and Dialogue (SIGDIAL)*, pages 292–299, Philadelphia, PA, U.S.A. Association for Computational Linguistics.
- Yushi Hu, Chia-Hsuan Lee, Tianbao Xie, Tao Yu, Noah A. Smith, and Mari Ostendorf. 2022. [In-context learning for few-shot dialogue state tracking](#). In *Findings of the Association for Computational Linguistics: EMNLP 2022*, pages 2627–2643, Abu Dhabi, United Arab Emirates. Association for Computational Linguistics.
- J. F. Kelley. 1984. [An iterative design methodology for user-friendly natural language office information applications](#). *ACM Trans. Inf. Syst.*, 2(1):26–41.
- Hyunwoo Kim, Jack Hessel, Liwei Jiang, Ximing Lu, Youngjae Yu, Pei Zhou, Ronan Le Bras, Malihe Alikhani, Gunhee Kim, Maarten Sap, et al. 2022a. Soda: Million-scale dialogue distillation with social commonsense contextualization. *arXiv preprint arXiv:2212.10465*.
- Takyong Kim, Hoonsang Yoon, Yookyung Lee, Pilsung Kang, and Misuk Kim. 2022b. [Mismatch between multi-turn dialogue and its evaluation metric in dialogue state tracking](#). In *Proceedings of the 60th Annual Meeting of the Association for Computational Linguistics (Volume 2: Short Papers)*, pages 297–309, Dublin, Ireland. Association for Computational Linguistics.
- Chia-Hsuan Lee, Hao Cheng, and Mari Ostendorf. 2021. [Dialogue state tracking with a language model using schema-driven prompting](#). In *Proceedings of the 2021 Conference on Empirical Methods in Natural Language Processing*, pages 4937–4949, Online and Punta Cana, Dominican Republic. Association for Computational Linguistics.
- Sang-Woo Lee, Sungdong Kim, Donghyeon Ko, Donghoon Ham, Youngki Hong, Shin Ah Oh, Hyunhoon Jung, Wangkyo Jung, Kyunghyun Cho, Donghyun Kwak, et al. 2022. Can current task-oriented dialogue models automate real-world scenarios in the wild? *arXiv preprint arXiv:2212.10504*.
- Haonan Li, Martin Tomko, Maria Vasardani, and Timothy Baldwin. 2022a. [MultiSpanQA: A dataset for multi-span question answering](#). In *Proceedings of the 2022 Conference of the North American Chapter of the Association for Computational Linguistics: Human Language Technologies*, pages 1250–1260, Seattle, United States. Association for Computational Linguistics.
- Zekun Li, Wenhui Chen, Shiyang Li, Hong Wang, Jing Qian, and Xifeng Yan. 2022b. [Controllable dialogue simulation with in-context learning](#). In *Findings of the Association for Computational Linguistics: EMNLP 2022*, pages 4330–4347, Abu Dhabi, United Arab Emirates. Association for Computational Linguistics.
- Alisa Liu, Swabha Swayamdipta, Noah A. Smith, and Yejin Choi. 2022a. [WANLI: Worker and AI collaboration for natural language inference dataset creation](#). In *Findings of the Association for Computational Linguistics: EMNLP 2022*, pages 6826–6847, Abu Dhabi, United Arab Emirates. Association for Computational Linguistics.
- Fan Liu, Zhiyong Cheng, Huilin Chen, Yinwei Wei, Liqiang Nie, and Mohan Kankanhalli. 2022b. [Privacy-preserving synthetic data generation for recommendation systems](#). In *Proceedings of the 45th International ACM SIGIR Conference on Research and Development in Information Retrieval, SIGIR '22*, page 1379–1389, New York, NY, USA. Association for Computing Machinery.
- Nikola Mrkšić, Diarmuid Ó Séaghdha, Tsung-Hsien Wen, Blaise Thomson, and Steve Young. 2017. [Neural belief tracker: Data-driven dialogue state tracking](#). In *Proceedings of the 55th Annual Meeting of the Association for Computational Linguistics (Volume 1: Long Papers)*, pages 1777–1788, Vancouver, Canada. Association for Computational Linguistics.
- Tim Paek and Eric Horvitz. 2000. Conversation as action under uncertainty. In *Proceedings of the Sixteenth Conference on Uncertainty in Artificial Intelligence, UAI'00*, page 455–464, San Francisco, CA, USA. Morgan Kaufmann Publishers Inc.
- Joon Sung Park, Lindsay Popowski, Carrie Cai, Meredith Ringel Morris, Percy Liang, and Michael S Bernstein. 2022. Social simulacra: Creating populated prototypes for social computing systems. In *Proceedings of the 35th Annual ACM Symposium on User Interface Software and Technology*, pages 1–18.
- Noseong Park, Mahmoud Mohammadi, Kshitij Gorde, Sushil Jajodia, Hongkyu Park, and Youngmin Kim. 2018. [Data synthesis based on generative adversarial networks](#). *Proc. VLDB Endow.*, 11(10):1071–1083.
- Pranav Rajpurkar, Jian Zhang, Konstantin Lopyrev, and Percy Liang. 2016. [SQuAD: 100,000+ questions for machine comprehension of text](#). In *Proceedings of the 2016 Conference on Empirical Methods in Natural Language Processing*, pages 2383–2392, Austin, Texas. Association for Computational Linguistics.

- Abhinav Rastogi, Xiaoxue Zang, Srinivas Sunkara, Raghav Gupta, and Pranav Khaitan. 2020. Towards scalable multi-domain conversational agents: The schema-guided dialogue dataset. In *Proceedings of the AAAI Conference on Artificial Intelligence*, 05, pages 8689–8696.
- Rico Sennrich, Barry Haddow, and Alexandra Birch. 2016. [Neural machine translation of rare words with subword units](#). In *Proceedings of the 54th Annual Meeting of the Association for Computational Linguistics (Volume 1: Long Papers)*, pages 1715–1725, Berlin, Germany. Association for Computational Linguistics.
- Jamin Shin, Hangyeol Yu, Hyeongdon Moon, Andrea Madotto, and Juneyoung Park. 2022. [Dialogue summaries as dialogue states \(DS2\), template-guided summarization for few-shot dialogue state tracking](#). In *Findings of the Association for Computational Linguistics: ACL 2022*, pages 3824–3846, Dublin, Ireland. Association for Computational Linguistics.
- Felix Stahlberg and Shankar Kumar. 2021. [Synthetic data generation for grammatical error correction with tagged corruption models](#). In *Proceedings of the 16th Workshop on Innovative Use of NLP for Building Educational Applications*, pages 37–47, Online. Association for Computational Linguistics.
- Vajira Thambawita, Pegah Salehi, Sajad Amouei Sheshkal, Steven A. Hicks, Hugo L. Hammer, Sra-
vanthi Parasa, Thomas de Lange, Pål Halvorsen, and Michael A. Riegler. 2022. [Singan-seg: Synthetic training data generation for medical image segmentation](#). *PLOS ONE*, 17(5):1–24.
- Blaise Thomson and Steve Young. 2010. [Bayesian update of dialogue state: A pomdp framework for spoken dialogue systems](#). *Computer Speech & Language*, 24(4):562–588.
- Amirsina Torfi, Edward A. Fox, and Chandan K. Reddy. 2022. [Differentially private synthetic medical data generation using convolutional gans](#). *Information Sciences*, 586:485–500.
- Jason Wei and Kai Zou. 2019. [EDA: Easy data augmentation techniques for boosting performance on text classification tasks](#). In *Proceedings of the 2019 Conference on Empirical Methods in Natural Language Processing and the 9th International Joint Conference on Natural Language Processing (EMNLP-IJCNLP)*, pages 6382–6388, Hong Kong, China. Association for Computational Linguistics.
- J. Williams and Steve J. Young. 2007. Partially observable markov decision processes for spoken dialog systems. *Computer Speech & Language*, 21:393–422.
- Chien-Sheng Wu, Andrea Madotto, Ehsan Hosseini-Asl, Caiming Xiong, Richard Socher, and Pascale Fung. 2019. [Transferable multi-domain state generator for task-oriented dialogue systems](#). In *Proceedings of the 57th Annual Meeting of the Association for Computational Linguistics*, pages 808–819, Florence, Italy. Association for Computational Linguistics.
- Bangzhou Xin, Wei Yang, Yangyang Geng, Sheng Chen, Shaowei Wang, and Liusheng Huang. 2020. [Private fl-gan: Differential privacy synthetic data generation based on federated learning](#). In *ICASSP 2020 - 2020 IEEE International Conference on Acoustics, Speech and Signal Processing (ICASSP)*, pages 2927–2931.
- Ying Zeng, Yansong Feng, Rong Ma, Zheng Wang, Rui Yan, Chongde Shi, and Dongyan Zhao. 2018. Scale up event extraction learning via automatic training data generation. In *Proceedings of the Thirty-Second AAAI Conference on Artificial Intelligence and Thirtieth Innovative Applications of Artificial Intelligence Conference and Eighth AAAI Symposium on Educational Advances in Artificial Intelligence, AAAI’18/IAAI’18/EAAI’18*. AAAI Press.
- Lulu Zhao, Fujia Zheng, Keqing He, Weihao Zeng, Yuejie Lei, Huixing Jiang, Wei Wu, Weiran Xu, Jun Guo, and Fanyu Meng. 2021. Todsum: Task-oriented dialogue summarization with state tracking. *arXiv preprint arXiv:2110.12680*.
- Victor Zhong, Caiming Xiong, and Richard Socher. 2018. [Global-locally self-attentive encoder for dialogue state tracking](#). In *Proceedings of the 56th Annual Meeting of the Association for Computational Linguistics (Volume 1: Long Papers)*, pages 1458–1467, Melbourne, Australia. Association for Computational Linguistics.

A Training and Generation Details

A.1 SDP-DST Training Details

All experiments are done with T5-base or Long-T5-base. Training time for full DIALGEN-AIC and AIC setting is averaged 3 hours on 2 NVIDIA V100 GPUs. For the experiments on only DIALGEN-AIC, we use 2 NVIDIA A40 GPUs.

Hyperparameter	T5	Long-T5
Training batch size	16	16
Learning rate	5×10^{-4}	5×10^{-4}
Max Generation length	256	256
Max input length	512	2592

Table 4: Hyperparameters for training T5 and Long-T5. The other parameters are default values in Huggingface trainer.

A.2 ChatGPT Generation Hyperparameters

Hyperparameter	DIALGEN	IC-DST
Version	gpt-3.5-turbo-0301	gpt-3.5-turbo-0301
Temperature	0.85 - 0.9	0.0
Max tokens	512	512
Stop strings	["<div>"]	["-", "\n", ";", "#"]
Presence penalty	0.2	0
Frequency penalty	0.2	0

Table 5: Hyperparameters for generation from ChatGPT.

B Prompts

We shows the prompts used in DIALGEN for generating DIALGEN-AIC, IC-DST, and SDP-DST in the following subsections.

B.1 DIALGEN Prompt

Table 7 shows the list of predefined callers’ personality. Table 8 shows an example of a prompt used to generate the first subdialogue when using DIALGEN-AIC for auto insurance claim calls, including a task description, entity-slot-value triplets, an accident story, caller’s and agent’s personalities and a initial exchange.

B.2 IC-DST Prompt and Output

Due to the input length limit, we extract the TLB at turn t and accumulate TLBs as CB. Thus, [context] is regarded as empty.

```
CREATE TABLE AccidentDetails(
  'Damage Part' TEXT CHECK ('Damage Part' IN 'Front', 'Right', 'Back', 'Left', 'Front Right', 'Front Left', 'Back Left', 'Back Right', 'Other', 'Unsure'),
```

```
)
'Accident Location' TEXT CHECK ('Accident Location' IN 'Parking Lot', 'Driveway', 'Highway', 'Roadway', 'Intersection', 'Other'),
'Num of Passengers' TEXT CHECK ('Num of Passengers' IN '0', '1', '2+', 'Unsure'),
'Witnesses' TEXT CHECK ('Witnesses' IN 'Yes', 'No', 'Unsure'),
'Num of Involved Cars' TEXT CHECK ('Num of Involved Cars' IN '1', '2', '3', '4+', 'Unsure'),
'Children Involved' TEXT CHECK ('Children Involved' IN 'Yes', 'No', 'Unsure'),
'Airbag Deployed' TEXT CHECK ('Airbag Deployed' IN 'Yes', 'No', 'Unsure'),
'Towed' TEXT CHECK ('Towed' IN 'Yes', 'No', 'Unsure'),
'Pedestrians Involved' TEXT CHECK ('Pedestrians Involved' IN 'Yes', 'No', 'Unsure'),
'Date of Accident' TEXT,
'Time of Accident' TEXT,
'Subjective Fault' TEXT CHECK ('Subjective Fault' IN 'Caller', 'Other Driver'),
```

```
)
CREATE TABLE Adjuster(
  'Explain Coverages' TEXT,
  'Permission to Record' TEXT CHECK ('Permission to Record' IN 'Yes', 'No'),
  'Set up Inspection' TEXT CHECK ('Set up Inspection' IN 'Quick Photo Claim', 'Field Assignment'),
  'Set up Rental' TEXT CHECK ('Set up Rental' IN 'Yes', 'No')
)
```

```
)
CREATE TABLE CarInfo(
  'Make/Model' TEXT,
  'Make Year' TEXT,
  'Color' TEXT,
  'Car Mileage' TEXT,
  'Rideshare (Uber/Lyft)' TEXT CHECK ('Rideshare (Uber/Lyft)' IN 'Yes', 'No', 'Unsure'),
)
```

```
)
CREATE TABLE ContactInfo(
  'First Name' TEXT,
  'Last Name' TEXT,
  'Home Address' TEXT,
  'Phone Number' TEXT,
  'Email Address' TEXT,
  'Policy Number' TEXT,
  'Date of Birth' TEXT,
)
```

```
)
CREATE TABLE DriverActions(
  'Car Motion' TEXT CHECK ('Car Motion' IN 'Traveling Forward', 'Backing', 'Turning', 'Changing Lanes', 'Stopped', 'Other', 'Unsure'),
  'Speed' TEXT,
  'Distractions' TEXT CHECK ('Distractions' IN 'Cellphone', 'Animals', 'Smoking', 'Passengers', 'Traffic', 'Eating', 'Not Paying Attention', 'Other', 'Unsure', 'No Distraction'),
  'Brake' TEXT CHECK ('Brake' IN 'Yes', 'No', 'Unsure'),
  'Horn' TEXT CHECK ('Horn' IN 'Yes', 'No', 'Unsure'),
  'Turn Signal' TEXT CHECK ('Turn Signal' IN 'Yes', 'No', 'Unsure'),
  'Traffic Controls Obeyed' TEXT CHECK ('Traffic Controls Obeyed' IN 'Yes', 'No', 'Unsure'),
)
```

```
)
CREATE TABLE Evidences(
  'Police Report' TEXT CHECK ('Police Report' IN 'Yes', 'No', 'Unsure'),
  'Police Department Name' TEXT,
  'Pictures' TEXT CHECK ('Pictures' IN 'At Scene', 'After Accident', 'No Picture', 'Unsure'),
  'Tickets Citations' TEXT CHECK ('Tickets Citations' IN 'Caller Party Cited', 'Other Party Cited', 'No Party Cited', 'Multiple Parties Cited', 'Unsure', 'No Ticket'),
  'Police Report Number' TEXT,
  'Skid Marks' TEXT CHECK ('Skid Marks' IN 'Yes', 'No', 'Unsure'),
)
```

```
)
CREATE TABLE InjuryDetails(
  'Ambulance' TEXT CHECK ('Ambulance' IN 'Yes', 'No', 'Unsure'),
  'Body Part Injured' TEXT CHECK ('Body Part Injured' IN 'Head', 'Neck', 'Shoulder', 'Chest', 'Abdomen', 'Back',
```

Instruction	Count
Have CALLER describe more car accident details with complex reasoning that involves two cars' motion.	23
Have CALLER's response be less specific. have AGENT asks for more details.	18
Split AGENT's questions into multiple turns	18
Have CALLER's response be less specific. have AGENT asks for more details. have AGENT asks a question for car accident details.	15
Have AGENT ask for permission to record the call.	15
Ask for email address and home address	14
Have CALLER ask AGENT questions about her insurance coverages in multiple turns	13
Have AGENT ask CALLER more questions about the accident details	12
Have CALLER misremember the details. AGENT double check with CALLER.	12
Explain coverages	12
Have CALLER corrects wrong information. have AGENT asks for clarification.	12
Break this conversation down into multiple turns of dialogue	11
Have AGENT ask for contact information	10
Break these turns down into multiple turns of back and forth dialogue	10
AGENT needs to split up her questions.	10

Table 6: Instructions with a frequency of 10 or more times used by humans to regenerate a subdialogue.

Personality	Description
Aggressive	Feeling angry and confrontational about the accident, may place blame on others or use aggressive language.
Analytical	Focused on the details and logistics of the claim process, may ask for precise information and explanations.
Confused	Unsure about what happened during the accident or what to do next, may ask a lot of questions.
Cooperative	Willing to work with the insurance company and other parties involved in resolving the claim.
Defensive	Feeling the need to justify their actions or place blame on others, may be unwilling to take responsibility for the accident.
Emotional	Experiencing strong emotions related to the accident, may be crying or struggling to maintain composure during the call.
Evasive	Hesitant to provide information or answer questions about the accident, may be trying to conceal something.
Impatient	Feeling frustrated with the claim process or the speed at which it is progressing, may express irritation or urgency in their language.
Reassuring	Trying to maintain a positive and optimistic outlook during the call, may express gratitude for the assistance being provided.
Upset	Feeling distressed or frustrated due to the accident and its consequences.

Table 7: The list of the predefined callers' personalities.

```

Limb', 'Other'),
'Injury Type' TEXT CHECK ('Injury Type' IN 'Bruise', '
Broken Fracture', 'Cut Scratch', 'Bleeding', 'Strain
Sprain', 'Sore', 'Other', 'No Injury'),
'Medical Treatment' TEXT CHECK ('Medical Treatment' IN '
MRI', 'Surgery', 'Cat Scan', 'Hospitalization', 'ER', 'X-
Ray', 'Other'),
)

CREATE TABLE TrafficEnvironment(
'Weather Visibility' TEXT CHECK ('Weather Visibility' IN '
Clear', 'Cloudy', 'Rainy', 'Snowy', 'Foggy', 'Windy', '
Other', 'Unsure'),
'Obstructions to View' TEXT CHECK ('Obstructions to View'
IN 'Yes', 'No', 'Unsure'),
'Road Condition' TEXT CHECK ('Road Condition' IN 'Dry', '
Wet', 'Slippery', 'Debris', 'Potholes', 'Straight', '
Curved', 'Tunnel', 'Steep Incline', 'Flat', 'Other', '
Unsure'),
'Traffic Signal' TEXT CHECK ('Traffic Signal' IN 'Stop
Sign', 'Yield Sign', 'Green Light', 'Yellow Light', 'Red
Light', 'Other', 'Unsure', 'No Signal Or Sign'),
'Description of Lanes' TEXT CHECK ('Description of Lanes'
IN 'Normal', 'Turn Lane', 'Shoulder', 'Other', 'Unsure'),
'Num of Lanes' TEXT CHECK ('Num of Lanes' IN '1', '2', '3',
'4+', 'Unsure'),
'Traffic Condition' TEXT CHECK ('Traffic Condition' IN '
Heavy', 'Moderate', 'Light', 'Other', 'Unsure'),
'Speed Limit' TEXT,
'Traffic Flow' TEXT CHECK ('Traffic Flow' IN 'One-Way', '
Two-Way', 'Other', 'Unsure'),
'Parking Lot Type' TEXT CHECK ('Parking Lot Type' IN '
Angled', 'Straight', 'Other', 'Unsure'),
)

CREATE TABLE Trip(
'Destination of Trip' TEXT,
'Purpose of Trip' TEXT,
'Origin of Trip' TEXT,
)

-- Using valid SQLite, answer the following multi-turn
conversational questions for the tables provided above.

```

Example #1

```

[context]
[system] I see. Thank you for letting me know. Can you also
provide me with the make, model, and year of your car, as well
as its color?
Q: [user] Of course. It's a white Lexus sedan, 2018 model.
SQL: SELECT * FROM CarInfo WHERE Caller-Make_Year = 2018 AND
Caller-Color = white AND Caller-Make/Model = Lexus sedan,;

```

Example #2

```

[context]
[system] Thank you for sharing that information, Lynne. Can
you also provide me with the make and model of your car?
Q: [user] Yes, it's a white sedan. The make and model is a
Toyota Camry. It's a 2018 model, and it had about 40,000 miles
on it at the time of the accident
SQL: SELECT * FROM CarInfo WHERE Caller-Color = white sedan.
AND Caller-Make/Model = Toyota Camry. AND Caller-Make_Year =
2018 AND Caller-Car_Mileage = 40,
000;

```

Example #3

```

[context]
[system] I see. Can you describe your car's make and model?
What year was it made? And what color was it?
Q: [user] It's a white sedan, a 2018 Honda Accord.
SQL: SELECT * FROM CarInfo WHERE Caller-Make/Model = sedan, a
2018 Honda Accord. AND Caller-Make_Year = 2018 AND Caller-
Color = white;

```

Example #4

```

[context]
[system] Do you remember the make and model of the other car?
Q: [user] I think it was a black sedan, but I'm not completely
sure.
SQL: SELECT * FROM CarInfo WHERE Other_Driver-Make/Model =
sedan, AND Other_Driver-Color = black;

```

<div> <div><short_summary></div> <div> <div>story</div> <div> <p>Bob Parkhurst had a busy day at work, and all he wanted to do was to go grocery shopping. As he backed out of her parking spot in the Office Depot parking lot, he failed to notice the gray MAZDA B-Series Extended Cab driven by Spencer Tullar as he turned into the same aisle from the opposite direction.</p> <p>Spencer, who was on his way to run some errands, had been driving down the parking lot in extremely slow speed when suddenly he saw Bob's yellow car backing out of his spot. He didn't think much of it and was about to just drive behind her when, at the last minute, he noticed that Bob seemed to be backing out without looking around. Spencer slammed on his brakes, but it was too late. The front right of his truck smashed hard into the back passenger side of Bob's car.</p> <p>The impact of the collision caused Bob's car to spin around and come to a stop. He immediately felt a sharp pain in her neck and knew that something was wrong. As he tried to get out of the car, he realized that he couldn't move his neck without experiencing excruciating pain.</p> <p>Spencer got out of his truck and approached Bob's car, he asked if Bob was okay. Bob told him that he was hurt and needed medical attention. Spencer called 911 immediately while also trying his best to comfort Bob until help arrived.</p> <p>When emergency services arrived shortly after, they found Bob slumped over in her seat, clutching his neck in agony. The responders helped her out of the car and placed a neck brace around him so he wouldn't move his head while they examined her injuries. They then transported him by ambulance to the hospital for further medical attention.</p> <p>Meanwhile, police were already on their way. Upon arrival at the scene, they took statements from both drivers as well as any witnesses who may have seen what happened. Unfortunately, no one at the time had a clear view of the incident, but both drivers agreed that they didn't see each other before the collision.</p> <p>Since both cars were still in the parking lot when the accident happened, there was no need to redirect traffic. However, the officers still had to direct people away from the incident site to prevent any further accidents. They also checked Spencer's license and found that it was valid.</p> <p>The investigation into what caused the accident was inconclusive. Neither driver was certain about who was at fault, as they both believed the other driver failed to observe their movements. Since no one appeared to be at fault, no tickets or</p> </div> </div> <div> <div>entity-slot-value triplets</div> <div> <p>Accident details: (accident location, office depot parking lot), (damage part, unsure), num of passengers, witnesses, date of accident, time of accident, subjective fault, airbag deployed.</p> <p>Evidences of the car accident: police report, (pictures, no picture), police report number, police department name, tickets citations.</p> <p>Traffic condition: weather visibility, (obstructions to view, no).</p> <p>Caller's driver action: car motion, speed, traffic controls obeyed, turn signal, (horn, no).</p> <p>Caller's car information: (make/model, dodge stratus), make year, color, car mileage.</p> <p>Caller's injury details: body part injured, injury type, medical treatment.</p> </div> </div> <div> <div>task description</div> <div> <p>Have role play car accident claim call. One person is an agent Alice from a car insurance company and the other is the caller Bob who wants to file a claim.</p> <p>At beginning of the call, have Alice ask for Bob's permission to record the call and proceeds with the conversation.</p> <p>Within some <p></p>, have simulate poor phone connection. Have Alice and Bob can not hear each other and need to repeat what they said.</p> <p>Have Alice verify Bob personal information to access account information at the beginning of the call.</p> <p>Have Bob describe the car accident by using story and tuples above to describe the accident.</p> <p>Have Alice confirm new information with Bob during the call to ensure consistency.</p> <p>Have Alice and Bob engage in small talk with each other.</p> <p>Have Alice explain the insurance coverages to Bob.</p> </div> </div> <div> <div>personality</div> <div> <p>Bob is impatient, feeling frustrated with the claim process or the speed at which it is progressing, may express irritation or urgency in their language.</p> <p>Alice is conversational, personable, patient, empathetic, sympathetic and professional.</p> </div> </div> <div> <div>instructions</div> <div> <p>Use the story, information, and personality to create a role play script and follow the task description.</p> </div> <div> <div></short_summary></div> <div> <div><div></div> <div> <div><p class="Alice" title="Auto Accident">Thank you for calling! This is Alice. How may I help you today? </p></div> <div><p class="Bob" title="Auto Accident">Hello. This is Alice. I am calling for a car accident. </p></div> </div> <div></div></div> <div> <div>Have Alice ask a question for car accident details.</div> <div><div></div> </div> </div> </div></div></div>

Table 8: Example prompt used to generate the first subdialogue in DIALGEN-AIC. Subsequent subdialogues are generated by appending the previously completed subdialogue to this prompt.

Example #5
[context]
[system] Thank you for that information, Joel. Can you please provide me with your car's make and model, year, color, and approximate mileage?
Q: [user] Sure, my car is a white sedan. It's a 2016 model with approximately 50,000 miles on it.
SQL: SELECT * FROM CarInfo WHERE Caller-Make/Model = sedan. AND Caller-Car_Mileage = approximately 50,000 miles AND Caller-Color = white AND Caller-Make_Year = 2016 model;

Example #6
[context]
[system] Thank you for all the details, Richard. Can you please provide me with your car's make and model?
Q: [user] Yes, it's a white sedan, a 2007 make.
SQL: SELECT * FROM CarInfo WHERE Caller-Color = white sedan AND Caller-Make_Year = 2007
* FROM CarInfo WHERE Caller-Color = white sedan AND Caller-Make_Year = 2007
* FROM CarInfo WHERE Caller-Color = white sedan AND Caller-Make_Year = 2007

B.3 SDP-DST Prompt and Output

The previous study (Lee et al., 2021) employs independent decoding with natural language prompts for optimal outcomes. However, this approach necessitates the enumeration of all potential combinations of domain-slot pairs during both training and inference. As the ontology grows larger, the computational burden increases linearly. To address this issue, we propose to group slots with the same domain and train the models to predict all active slots with their values and referents simultaneously.

Long-T5 for CB prediction. We present a training example for the “ContactInfo” domain with full dialogue history at time t .

Input:
[USER] My name is Bob Lee, and my policy number is 123456789.
[SYSTEM] Thank you. Could you please provide me with your name and policy number so I can access your account information? [USER] Yes, that's fine. [SYSTEM] I am so sorry that happened. Before we begin, may I please have your permission to record this call for quality and training purposes? [USER] Hello. This is Bob. I am calling for a car accident. [SYSTEM] Thank you for calling AllState! This is Alice. How may I help you today? [domain] ContactInfo [possible slots] First Name (the First Name of the ContactInfo) [s] Last Name (the Last Name of the ContactInfo) [s] Home Address (the Home Address of the ContactInfo) [s] Phone Number (the Phone Number of the ContactInfo) [s] Email Address (the Email Address of the ContactInfo) [s] Policy Number (the Policy Number of the ContactInfo) [s] Date of Birth (the Date of Birth of the ContactInfo)

Output:
First Name [srv] Bob [rv] Caller [s] Last Name [srv] Lee [rv] Caller [s] Policy Number [srv] 123456789. [rv] Caller

Long-T5 and T5 models for TLB prediction. We present a training example for the “ContactInfo” domain with the most recent two turns $(A, U)_t$ at time t .

Input:
[USER] Hi, my name is Bob Lee. I was recently in a car accident and wanted to file a claim. [SYSTEM] Thank you for calling! This is Alice. How may I help you today? [domain]

ContactInfo [possible slots] First Name (the First Name of the ContactInfo) [s] Last Name (the Last Name of the ContactInfo) [s] Home Address (the Home Address of the ContactInfo) [s] Phone Number (the Phone Number of the ContactInfo) [s] Email Address (the Email Address of the ContactInfo) [s] Policy Number (the Policy Number of the ContactInfo) [s] Date of Birth (the Date of Birth of the ContactInfo)

Output:
First Name [srv] Bob [rv] Caller [s] Last Name [srv] Lee [rv] Caller

In the example, the caller (USER) mentions the first and the last name that are under the domain ContactInfo. The model is required to generate the active slots “First Name” and “Last Name” with the corresponding values “Bob” and “Lee”, and referent “Caller.”

T5 with State Change (T5-SC). For T5-SC, the model needs to predict entity-slot-value triplets and edit operations associated with the triplets. The final output of a state at time t will be calculated by applying the edit operations on the associated triplets given the previous state at time $t - 1$. We consider four edit operations: [new], [same], [delete], and [concat]. We describe the four edit operations in the following paragraph.

If a triplet has not been observed in the previous state, the model is expected to predict [new]. Conversely, if the triplet has already been mentioned in the previous state, the model must predict [same]. The [delete] operation is employed when a triplet mentioned in the previous state should be removed. If the value of a referent-slot is updated, then the model predicts both [delete] for the previous value and [new] for the updated value. On the other hand, the [concat] operation is used when the value of a triplet needs refinement, such as combining two values, 7 and AM, into a single value 7 AM.

Due to the input length limit of the T5 model, we use the most recent k turns to create the previous state and omit the slot descriptions in order to cover more entity-slot-value triplets in the previous state. We get the best results when $k = 18$ for DIALGEN-AIC and $k = 20$ for AIC. We present a training example for the “AccidentDetails” domain as follows.

Input:
[USER] Oh, sorry about that. You're right, it actually occurred on a Wednesday at 11 am. [SYSTEM] Also, I just wanted to clarify some information. In our previous conversation, you stated that the accident occurred on a Monday at 9 am. However, our records show that it actually occurred on a Wednesday at 11 am. Can you confirm which day and time the accident actually occurred? [state] Damage Part [srv] Front Left [rv] Caller [cv] Right [rv] Global [s] Accident Location [srv] Highway [rv] Global [s] Num of Passengers [srv] 0 [rv] Global [s] Witnesses [srv] Yes [rv] Global [s] Date of Accident [srv] this Monday [rv] Global [s] Time of Accident [srv] 9:00 am. [rv] Global [s] Subjective Fault [srv] Caller [

rv] Caller [domain] AccidentDetails [possible slots] Damage
 Part [s] Accident Location [s] Num of Passengers [s] Witnesses
 [s] Num of Involved Cars [s] Children Involved [s] Airbag
 Deployed [s] Towed [s] Pedestrians Involved [s] Date of
 Accident [s] Time of Accident [s] Subjective Fault

Output:

Date of Accident [srv] Wednesday [v] this Monday [vo] [delete]
 [rv] Global [s] Time of Accident [srv] 11 am. [v] 9:00 am. [
 vo] [delete] [rv] Global

In the example, the agent (SYSTEM) clarifies the date and time with the caller (USER) because the date and time the caller provides are different from the record in the agent’s system. The caller admit the provided time and date are wrong. Thus, time and date need to be updated. The previously provided date “this Monday” need to be deleted, so we append an operation [delete] after the value. Similarly, we append the operation after the time “9:00 am.”

C DIALGEN

C.1 IAA

We follow the methodology in SQuAD (Rajpurkar et al., 2016) for calculating IAA. We select 3 trained workers who participated in data generation as our annotators. They annotated 15% of DIALGEN-AIC. The average time to label a dialogue was 18 minutes. For every dialogue, one annotator is randomly assigned as the reference. We calculate max- F_1 of every predicted tuple for every turn and average over all turns, then average across all dialogues.

C.2 AIC Ontology

We show the full ontology in Table 9 including domains, slots, and possible values. Possible referents in the AIC ontology: *Global*, *Caller*, *Other Driver*, *Caller’s Passenger*, *Other Driver’s Passenger*, and *Witness*. All referents could be associated with every domain/slot, although in practice certain information is almost always associated with a particular referent, e.g., Traffic Conditions (heavy, medium, light) always have a *Global* referent.

Method	CB_{avg}	CB_1	CB_2	CB_3	CB_4	TLB
w/o Renaming	78.2	79.3	76.4	76.6	76.9	74.2
w/ Renaming	78.0	78.8	75.8	76.1	76.3	74.1

Table 10: F_1 scores on the DIALGEN-AIC test set with T5-SC, comparing data with and without renaming person names.

C.3 Name Substitution in DIALGEN-AIC

After collecting all synthetic dialogues, we substitute all the names mentioned in each dialogue with randomly generated names from the Faker package. The resulting dialogues are then evaluated using T5-SC, and the performance comparison between the original dialogues and the renamed dialogues is presented in Table 10. T5-SC exhibits comparable performance on both sets of data, indicating that the renaming process does not impact the model’s effectiveness.

C.4 User Interface for Data Collection

We list two main pages of our interface for dialogue generation. They are editing, and labeling steps.

First, the editing step (Figure 6) page provides dialogue scenarios (slot value pairs), dialogue history, extracted tuples (annotated entity-slot-value triplets), instruction for regeneration, and current subdialogue for editing. A human reviewer can provide an instruction to guide the LM to generate a desired subdialogue to replace the current subdialogue. If the the current subdialogue is satisfied with the reviewer, he/she can edit turns to fix the minor errors in the subdialogue.

Second, the labeling step page (Figure 7) is an optional page for DIALGEN framework. This page is designed for dialogue state tracking task where the human reviewer can annotate the edit subdialogue in the previous editing step. Note that the labeling step can be fully decoupled from the framework.

The human reviewer will iteratively collaborate with the LM to generate and revise subdialogues and annotate the subdialogues until reaching the end of the dialogue.

C.5 DIALGEN-AIC Dialogues

In Table 11-13, we show the sample dialogues from DIALGEN-AIC.

Domain	Slot	Possible Values
Adjuster	Explain Coverages	[]
Adjuster	Permission to Record	[yes, no]
Adjuster	Set up Inspection	[photo claim, field assignment]
Adjuster	Set up Rental	[yes, no]
ContactInfo	First Name	[]
ContactInfo	Last Name	[]
ContactInfo	Home Address	[]
ContactInfo	Phone Number	[]
ContactInfo	Email Address	[]
ContactInfo	Policy Number	[]
ContactInfo	Date of Birth	[]
DriverActions	Car Motion	[traveling forward, backing, turning, changing lanes, stopped, other, unsure]
DriverActions	Speed	[]
DriverActions	Distractions	[cellphone, animals, smoking, passengers, traffic, eating, not paying attention, other, unsure, no distraction]
DriverActions	Brake	[yes, no, unsure]
DriverActions	Horn	[yes, no, unsure]
DriverActions	Turn Signal	[yes, no, unsure]
DriverActions	Traffic Controls Obeyed	[yes, no, unsure]
Evidences	Police Report	[yes, no, unsure]
Evidences	Police Department Name	[]
Evidences	Pictures	[at scene, after accident, no picture, unsure]
Evidences	Tickets Citations	[caller party cited, other party cited, no party cited, multiple parties cited, unsure, no ticket]
Evidences	Police Report Number	[]
Evidences	Skid Marks	[yes, no, unsure]
InjuryDetails	Ambulance	[yes, no, unsure]
InjuryDetails	Body Part Injured	[head, neck, shoulder, chest, abdomen, back, limb, other]
InjuryDetails	Injury Type	[bruise, broken fracture, cut scratch, bleeding, strain sprain, sore, other, no injury]
InjuryDetails	Medical Treatment	[MRI, surgery, CAT scan, hospitalization, ER, x-ray, other]
AccidentDetails	Damage Part	[front, right, back, left, front right, front left, back left, back right, other, unsure]
AccidentDetails	Accident Location	[parking lot, driveway, highway, roadway, intersection, other]
AccidentDetails	Num of Passengers	[0, 1, 2+, unsure]
AccidentDetails	Witnesses	[yes, no, unsure]
AccidentDetails	Num of Involved Cars	[1, 2, 3, 4+, unsure]
AccidentDetails	Children Involved	[yes, no, unsure]
AccidentDetails	Airbag Deployed	[yes, no, unsure]
AccidentDetails	Towed	[yes, no, unsure]
AccidentDetails	Pedestrians Involved	[yes, no, unsure]
AccidentDetails	Date of Accident	[]
AccidentDetails	Time of Accident	[]
AccidentDetails	Subjective Fault	[caller, other driver]
CarInfo	Make/Model	[]
CarInfo	Make Year	[]
CarInfo	Color	[]
CarInfo	Car Mileage	[]
CarInfo	Rideshare (Uber/Lyft)	[yes, no, unsure]
Trip	Destination of Trip	[]
Trip	Purpose of Trip	[]
Trip	Origin of Trip	[]
TrafficEnvironment	Weather Visibility	[clear, cloudy, rainy, snowy, foggy, windy, other, unsure]
TrafficEnvironment	Obstructions to View	[yes, no, unsure]
TrafficEnvironment	Road Condition	[dry, wet, slippery, debris, potholes, straight, curved, tunnel, steep incline, flat, other, unsure]
TrafficEnvironment	Traffic Signal	[stop sign, yield sign, green light, yellow light, red light, other, unsure, no signal or sign]
TrafficEnvironment	Description of Lanes	[normal, turn lane, shoulder, other, unsure]
TrafficEnvironment	Num of Lanes	[1, 2, 3, 4+, unsure]
TrafficEnvironment	Traffic Condition	[heavy, moderate, light, other, unsure]
TrafficEnvironment	Speed Limit	[]
TrafficEnvironment	Traffic Flow	[one-way, two-way, other, unsure]
TrafficEnvironment	Parking Lot Type	[angled, straight, other, unsure]

Table 9: AIC ontology. Empty lists indicate free-form extractive values.

Editing Step

Dialog Scenario

AccidentDetails		Adjuster		CarInfo		ContactInfo		DriverActions		InjuryDetails		TrafficEnvironment		Trip	
Slot	Value	Slot	Value	Slot	Value	Slot	Value	Slot	Value	Slot	Value	Slot	Value	Slot	Value
Pedestrians Involved	None			Make/Model		First Name	Mark	Car Motion		Police Report	Ur	Injury Type	Other	Traffic Condition	C
Accident				Make Year		Last		Speed		Pictures		Medical Treatment	EF	Traffic	
				Color		Mulle				Skid Marks				Destination	

Dialog History

Turn #	Party	Role	Turn
1	Eric	agent	Thank you for calling Acme! This is Eric. How may I help you today?
2	Mark	user	Hello. This is Mark. I am calling for a car accident.

Extracted Tuples

AccidentDetails Adjuster CarInfo ContactInfo DriverActions Evidences InjuryDetails TrafficEnvironment Trip

Instruction to ChatGPT for modifying some turns or regenerating subdialog.

The instruction to ChatGPT for regenerating the current subdialog.

-- no selected sample instruction --

You can choose one of the sample instructions and edit it.
You can also type your instruction to guide ChatGPT to enrich the conversation and make it more natural! :)

Current Subdialog

For each row of the table, correct the factual inconsistency and remove the redundant information in the column (Turn) and type your edit in the text box. If there are too many turns to edit, regenerate a new subdialog instead.

Modify Some Turns

Regenerate Subdialog

2 turns in this subdialog

2 time(s) of auto editing left.

Turn #	Party	Role	Turn	Your Edit			
<input type="checkbox"/> 3	Eric	agent	I'm sorry to hear that. Can you please provide me with some information about the accident? What is the location of the accident, and what part of your car was damaged? Were there any passengers or witnesses involved? And when did the accident happen?		copy	delete	auto
<input type="checkbox"/> 4	Mark	user	The accident happened at an intersection where I had a yield sign. Another car failed to yield and collided with my car. My car hit a tree, and their car ended up on its side across the street. There were no pedestrians. I had a friend in my car, and the other driver had two passengers. It happened today, in the morning around 8:30 am.		copy	delete	auto

If contents is hidden, you can scroll down the box.

Actions

If you have done all edits in the current subdialog, choose Action 1.

(Action 1) Go to Label and Continue!

If you think the whole dialog finish, choose Action 2. You will be lead to the last labeling step and finish the dialog.

(Action 2) Go to Label and Finish!

Figure 6: The first step in DIALGEN is to create the subdialogue. A dialogue scenario table is provided to indicate slots expected to appear in the conversation. A human reviewer selects LM-generated text and edit it as needed. He/she can also ask the LM to regenerate selected turns or the full subdialogue and optionally provide extra instructions to guide the LM's generation process.

Turn to be labeled

You can annotate more than one span. Please make sure you annotate all possible tuples (domain, slot, value). Use your cursor to select a span and annotate it one by one.

If you are not sure what to annotate, please check the ontology: [\[Link\]](#)

(Turn # 14) James (user):

Sure, the other driver seemed to be going really fast, maybe 45 or 50 mph. There was a traffic light at the intersection, and I had the green light when I entered the intersection. It was a clear day with no weather issues, and there were no obstructions in my view.

Extracted Tuples in this Turn

x

Other Driver || DriverActions || Speed || 45 or 50 mph. || (non-categorical)

Duplicate Tuples

OtherDriver_DriverActions_Speed

Keep	Concat	Update	Turn #	Referent	Domain	Slot	Value	Categorical Value
<input type="radio"/>	<input type="radio"/>	<input checked="" type="radio"/>	13	Other Driver	DriverActions	Speed	pretty fast	
<input checked="" type="radio"/>	<input type="radio"/>	<input type="radio"/>	14 ★	Other Driver	DriverActions	Speed	45 or 50 mph.	

(Preview) OtherDriver_DriverActions_Speed

Turn #	Referent	Domain	Slot	Value	Categorical Value
14	Other Driver	DriverActions	Speed	45 or 50 mph.	

★ indicates the tuple(s) from the current turn.

Figure 7: A human reviewer selects a span and label it. If there exists a duplicate label, he/she is prompted to resolve the conflict by selecting to update (as shown), concat, or keep multiple labels.

Agent	Thank you for calling DialGen Insurance! This is Greta. How may I help you today?
User	Hello. This is Suzanne. I am calling for a car accident.
Agent	Alright, Suzanne. First, I need to verify some information. May I please have your full name and policy number?
User	Yes, my name is Suzanne Luna and my policy number is 1234567890.
Agent	Thank you, Suzanne. And can you please provide me with your phone number and address?
User	Yes, of course. My phone number is (123) 456-7890, and my address is 123 Main Street.
Agent	Thank you, Suzanne. Now, could you please describe the accident for me?
User	Certainly. I was driving alone on my way to the library when I approached an intersection with a yield sign. I slowed down and checked for oncoming traffic but didn't see any cars, so I began to turn left. Suddenly, I heard a loud crunching sound, and my car jerked to a stop. I got out of my car to assess the damage and saw that a black Nissan Maxima had hit the back of my car.
Agent	Thank you for letting me know, Suzanne. Do you know the name of the street you were on when the accident happened?
User	Sure, the accident happened at the intersection of Main Street and Broad Avenue.
Agent	And I believe you said you were driving alone, is that correct?
User	Yes, I was alone in my car.
Agent	Were there any witnesses at the scene who provided their contact information?
User	Yes, there were several witnesses at the scene who provided their contact information, but I didn't get their names.
Agent	Do you remember the date and time of the accident?
User	Yes, the accident occurred a few nights ago at around 11 pm.
Agent	Do you know the specific day?
User	Let's see, it would have been Wednesday--no, Thursday night.
Agent	Thank you, Suzanne. Can you tell me if your airbags deployed during the accident?
User	No, the airbags did not deploy.
Agent	Alright, and can you describe the traffic conditions at the time of the accident? Was there a traffic light at the intersection?
User	Yes, there was a traffic light and a yield sign.
Agent	I see. Did you notice anything else about the road or lanes that might have contributed to the accident?
User	No, nothing else that I recall. It all happened so fast.
Agent	Do you remember if you were going at a particular speed when the accident happened?
User	No, I was not speeding. I don't think the other driver was either.
Agent	Alright. Can you tell me about any damage your car sustained?
User	Yes, my car sustained significant damage on the left side.
Agent	I'm sorry to hear that. Do you know if a police report was filed?
User	Yes, the Houston Police Department took our statements, and the report number is 1234567890.
Agent	Do you know if either of you received a citation or ticket as a result of the accident?
User	Yes, the other driver, Homer Shepherd, received a citation.
Agent	Alright, thank you for letting me know. And can you provide me with the make and model of your car?
User	Yes, my car is a brown sedan, a Toyota Corolla.
Agent	Thank you, Suzanne. And can I ask if you sustained any injuries as a result of the accident?
User	Yes, unfortunately, I did sustain some injuries. I needed a CT scan at the hospital after the accident.
Agent	Can you tell me where you were injured, Suzanne?
User	My neck and back.
Agent	What was the diagnosis at the hospital?
User	The diagnosis was muscle strain and some minor bruising.
Agent	I'm sorry to hear that, Suzanne. How are you feeling now?
User	I'm doing a bit better, thank you for asking.
Agent	That's good to hear. Now, let me explain your coverage options to you.
User	Okay, thank you.
Agent	First, let me go over the details of your policy with you. You have liability insurance, which covers bodily injuries and property damage to others if you are at fault in an accident, although it looks like that's not applicable here. You also have collision coverage, which pays for damages to your vehicle in the event of an accident.
User	Okay, got it.
Agent	Additionally, you have personal injury protection, which will cover your medical expenses related to injuries sustained in the accident, regardless of who was at fault. However, please note that there may be limits on the amount of coverage provided by this policy.
User	Okay, thank you for explaining that to me.
Agent	Suzanne, can you tell me if your car was towed from the scene of the accident?
User	No, it wasn't. I was able to drive it home myself.
Agent	Okay, thank you for letting me know. I will just note that in the report. That should be everything for the preliminary details. Is there anything else you'd like to add, Suzanne?
User	No, that's all. Thank you for your help, Greta.
Agent	You're welcome. We will process your claim and be in touch with you soon about next steps.
User	Okay, thank you so much.
Agent	Have a good day, Suzanne.
User	You too, Greta. Bye.

Table 11: Sample DIALGEN-AIC dialogue 1.

Agent	Thank you for calling DialGen Insurance! This is Loan. How may I help you today?
User	Hello. This is Joshua. I am calling for a car accident.
Agent	I'm sorry to hear that you were in an accident. What happened?
User	It was last Monday morning in a tunnel. There were several cars involved, and my car was hit from the back by a yellow Dodge Ram. I was injured and had to be taken to the hospital by ambulance.
Agent	Oh my, I'm sorry to hear that. Did you have any passengers in your car?
User	No, I was the only one in the car.
Agent	Do you know how many cars were involved total?
User	I think there were about four cars involved.
Agent	Okay, thank you for that information, Joshua. Can you describe the damage to your car?
User	The back was heavily damaged, and my car is undrivable.
Agent	Was your car towed from the scene?
User	Yes, it was. Almost all of them had to be.
Agent	Did the police come to the scene of the accident?
User	Yes, they did. They took statements from witnesses, and they also created an accident report that documented all involved parties' details.
Agent	Great, do you happen to have the police report number and the name of the police department?
User	Yes, I have them right here. The police report number is 12345678, and it was the Philadelphia Police Department.
Agent	Thank you, Joshua. Was anyone cited or received a ticket at the scene?
User	No, the police report stated that no party was cited.
Agent	Okay, thank you for letting me know. Can you describe the traffic conditions at the time of the accident?
User	Traffic was flowing smoothly in the three-lane road. There was a car that stopped in the lane to my right, and the car behind them swerved into my lane.
Agent	Did you notice any traffic signals or signs that may have contributed to the accident?
User	No, there weren't any traffic signals or signs at all in the tunnel.
Agent	I see. Can you describe your car's make and model? What year was it made? And what color was it?
User	It's a white sedan, a 2018 Honda Accord.
Agent	Thank you for that information, Joshua. Were there any witnesses to the accident?
User	Yes, there were several people who saw the accident happen. Some good Samaritans helped me after the accident and called 911.
Agent	That's good to hear. Now, can you tell me about your injuries? What kind of medical treatment did you receive?
User	I dislocated my shoulder. They performed a CT scan at the hospital to ensure that there were no internal injuries.
Agent	One more thing, Joshua. Can you remind me of the exact date and time of the accident?
User	It was on Monday morning, around 8:30 am.
Agent	Okay, just to confirm, that would be the 22nd, correct?
User	Oh, wait. I think I may have remembered it wrong. It was actually last Tuesday.
Agent	Thank you for clarifying the date, Joshua. Can you also tell me how fast were you driving when the accident occurred?
User	I was driving around 35 miles per hour.
Agent	Thank you for that information, Joshua. Do you have the contact information for any of the other drivers?
User	Yes, I got Steve Woods' phone number. She was driving the yellow Dodge Ram that hit my car.
Agent	Joshua, can you confirm how the accident occurred from your perspective? I'm a little unclear on some of the details.
User	Sure, I was driving in the middle lane and noticed a stopped car in the other lane. The yellow Dodge Ram swerved into my lane to avoid it. I couldn't change lanes because the other lane was bumper to bumper. The Dodge Ram hit my back bumper, bounced off, and hit the car on the right side of me. After that, several cars collided with each other. My car spun around and hit the tunnel wall, damaging the back.
Agent	Thank you for explaining that, Joshua. Just to confirm, were there any traffic cameras at the scene that may have captured the accident?
User	No, I don't believe there were any traffic cameras.
Agent	Thank you for providing all of that information, Joshua. Can I ask you to confirm some information about yourself?
User	Sure, go ahead.
Agent	Can I have your full name?
User	Joshua Walters. That's spelled W-A-L-T-E-R-S.
Agent	And can I have you provide your phone number and email address please?
User	Yes, my phone number is 555-1234, and my address is 123 Main Street.
Agent	Great, thank you for providing that information. Now it looks like your insurance coverage includes liability insurance, collision coverage, rental car coverage, and gap insurance.
User	Okay.
Agent	Do you understand how each of those coverages works?
User	Not really, can you explain it to me?
Agent	Sure, liability insurance covers any damages or injuries that you may cause to another person or their property. Collision coverage pays for damages to your own vehicle if you're in an accident. Rental car coverage pays for a rental car while your vehicle is being repaired. And gap insurance covers the difference between the actual cash value of your car and the balance remaining on your car loan if your car is totaled.
User	Okay, I think I understand now. Thank you for explaining that to me.
Agent	Do you have any other questions for me, Joshua?
User	No, I don't. Thank you for your help.
Agent	Before we end this call, do you happen to have any other details about the accident that you would like to add?
User	No, I think that covers everything.
Agent	Okay, thank you for providing all the information, Joshua. We will take care of everything from here.
User	Thank you so much for your help.
Agent	Of course! And please don't hesitate to reach out if you have any questions or concerns.
User	I won't. Thanks again.

Table 12: Sample DIALGEN-AIC dialogue 2.

Agent	Thank you for calling DialGen Insurance! This is William. How may I help you today?
User	Hello. This is Roberta. I am calling for a car accident.
Agent	I am sorry to hear that, Roberta. Before we get started, can I get your permission to record this call for quality and training purposes?
User	Yes, you can record the call.
Agent	Thank you. May I have your full name and policy number, please?
User	My name is Roberta Oliver, and my policy number is XXXXXXXX.
Agent	Got it. Can you please describe the accident to me?
User	Sure, I was driving my gold rideshare car on the highway after having dinner at a restaurant. I was changing lanes when Shane Scott's gray Chevrolet Camaro cut me off, and I had to slam on my brakes to avoid collision. Unfortunately, it was too late, and Shane's car crashed into mine.
Agent	Okay, thank you for the detailed account. Were there any witnesses who saw this happen? Any traffic controls?
User	No, I didn't see any traffic controls around. I'm not sure about any witnesses. Oh, I guess there were the passengers in Shane's car, but they were too shaken up to give their statements to the police.
Agent	Alright. How many passengers were in each car?
User	Shane had three passengers in her car. I was alone in mine.
Agent	Thank you for that information, Roberta. Can you provide me with the location details of the accident as well as the date and time it occurred?
User	It was May 15th at around 4 in the afternoon. The accident happened on the highway near exit 45B.
Agent	Thank you for sharing that information, Roberta. I forgot to ask earlier, what year is your car?
User	My car is a 2012 model.
Agent	Great, thanks for letting me know. Can you describe the traffic conditions at the time of the accident?
User	It was a beautiful day, and the traffic on the highway was moving at a steady pace. There were four lanes, and we were both in the second lane from the left.
Agent	Alright, I see. Before we proceed further, I want to let you know that I understand how stressful this situation can be. I want you to know that I am here to guide you through the process and make everything as clear and easy as possible. How are you feeling?
User	Honestly, I'm feeling pretty overwhelmed right now. My head has been hurting since the accident, and I'm worried about how much this is all going to cost.
Agent	That's perfectly understandable, Roberta. Just take a deep breath and try to relax. It's good that you're taking steps towards resolving this by calling us today. Let's move forward together, okay?
User	Okay, thank you.
Agent	Now you mentioned your head has been hurting since the accident. Did you injure your head during the crash?
User	Yeah, I hit my head on the steering wheel. Since then, I've been having constant headaches. It's been really difficult to focus on everyday tasks.
Agent	I'm sorry to hear that. Have you seen a doctor yet?
User	Yes, I went to the hospital after the accident. They gave me a CT scan which revealed that I had a minor concussion.
Agent	I'm sorry to hear that. Did they prescribe any treatment or medication?
User	Not really, other than rest and avoiding physical activities. They okayed me to go back home immediately, but I needed to have my husband check on me every few hours to make sure everything was fine that first night.
Agent	Have you been back to the hospital since to follow up on the headaches?
User	No, but I did call my doctor to ask her about it. She said that headaches are normal for the first couple of months after a concussion, but to go back if they get worse.
Agent	I see. Thank you for telling me that, Roberta, and I hope the headaches get better soon. Just a few more questions if you'll bear with me. Can you tell me which part of your car was damaged in the accident?
User	The front left side of my car was damaged. The back right side of Shane's car as well.
Agent	Thank you for that information. Now I understand that it can be frustrating when there are no witnesses to corroborate your story. However, do you have any evidence of the accident? Perhaps photos of the damage or the police report?
User	Yes, the police came to file a report. I have a copy of it at home. I also took some photos of the damage to my car and Shane's car.
Agent	Great, that will certainly help. Can you please send those photos over to our team? I can provide you with an email address where you can send them.
User	Sure, that would be helpful. What's the email address?
Agent	The email is claims@DialGen Insurance.com. Please put your full name and policy number in the subject line and attach the photos in the email body.
User	Okay, thanks. I will send them over as soon as possible.
Agent	Perfect. Is there anything else I can assist you with today, Roberta?
User	Yes, I was wondering about the insurance claim process. How long does it usually take to get a resolution?
Agent	It depends on a few factors, such as the complexity of the case and how much evidence we have. Our team will carefully review your claim and reach out to you within a few business days with a resolution.
User	Okay, that's good to know. And what about rental cars or any other expenses related to the accident?
Agent	We can certainly help you out with that if you need it. Our team can set up rental cars if necessary, and we will do everything we can to make sure you're not paying out of pocket for any expenses related to the accident. Will you be needing a rental car?
User	No, I don't think so.
Agent	Alright, no problem. If you do end up needing a rental car, feel free to let us know. We're here to help in any way we can.
User	Thanks, I appreciate it.
Agent	Of course, Roberta. Is there anything else I can assist you with today?
User	No, that's all for now. Thanks for your help, William.
Agent	It was my pleasure, Roberta. Take care and have a great day!
User	You too.

Table 13: Sample DIALGEN-AIC dialogue 3.