

Engineering Design Knowledge Graphs from Patented Artefact Descriptions for Retrieval-Augmented Generation in the Design Process

L. Siddharth[✉], Jianxi Luo

*Data-Driven Innovation Lab, Engineering Product Development Pillar,
Singapore University of Technology Design, 8, Somapah Road, Singapore - 487372*

Abstract

Despite significant popularity, Large-language Models (LLMs) require explicit, contextual facts to support domain-specific knowledge-intensive tasks in the design process. The applications built using LLMs should hence adopt Retrieval-Augmented Generation (RAG) to better suit the design process. In this article, we present a data-driven method to identify explicit facts from patent documents that provide standard descriptions of over 8 million artefacts. In our method, we train roBERTa Transformer-based sequence classification models using our dataset of 44,227 sentences and facts. Upon classifying tokens in a sentence as entities or relationships, our method uses another classifier to identify specific relationship tokens for a given pair of entities so that explicit facts of the form – *head entity :: relationship :: tail entity* are identified. In the benchmark approaches for constructing facts, we use linear classifiers and Graph Neural Networks (GNNs) both incorporating BERT Transformer-based token embeddings to predict associations among the entities and relationships. We apply our method to 4,870 fan system related patents and populate a knowledge base of around 3 million facts. Upon retrieving the facts representing generalisable domain knowledge and the knowledge of specific subsystems and issues, we demonstrate how these facts contextualise LLMs for generating text that is more relevant to the design process.

Keywords: Knowledge Graphs; Retrieval-Augmented Generation; Large-Language Models; Engineering Design Knowledge; Patent Documents; Sequence Classification; Graph Neural Networks.

[✉] siddharth_l@mymail.sutd.edu.sg, siddharthl.iitrpr.sutd@gmail.com

1. Introduction

In this article, we propose a data-driven method to identify and explicate engineering design knowledge as facts from sentences in patented artefact descriptions. Our method is expected to contribute towards Retrieval Augmented Generation (RAG) that aims to enhance the technicality of text generated by Large-Language Models (LLMs) with factual knowledge such that these models are more suited for domain tasks; particularly the knowledge-intensive tasks in the design process that are highly contextual and require factual knowledge. As follows, we elaborate our motivation with suitable examples wherever applicable.

Research in engineering design has been addressing the need for knowledge retrieval to perform knowledge-intensive tasks in the design process. Such research predominantly involves the implementation of Natural Language Processing (NLP) techniques (Siddharth et al., 2022) to extract design knowledge from text documents in the form of terms, phrases, and associations that are either directly used in the design process or to build structured databases and domain ontologies. Some recent contributions propose the extraction of facts – *head entity :: relationship :: tail entity* that is more meaningful in comparison with mere terms or phrases (Siddharth et al., 2021), e.g., “*system :: comprising :: glucose sensor*” and “*glucose sensor :: to measure :: glucose concentration*”. Such facts could be combined and stored as a knowledge graph, which enables various applications such as Q/A and recommendation systems.

Whilst gaining popularity in design literature, these methods are significantly disrupted by the recent growth of Large-Language Models¹ (LLMs) such as GPT, FLAN, T5 etc. These models are abstractions of huge volumes of text, trained to understand text input from various domains, and could be fine-tuned for tasks such as summarisation, Q/A, token classification, sequence classification etc. The latest releases of GPT (after v3.5) are capable of not only performing these tasks but also understanding specific instructions directly from users. For example, given a survey report on energy spending, a user can instruct GPT to specifically identify 5-6 keywords related to solar panels.

Although these models have excellent ability to understand natural language inputs, it is less meaningful to directly utilise these models for knowledge retrieval, especially in the design process where explicit facts are required. Let us consider a scenario (named Scenario 1 in Table 1.1), where we use GPT v3.5 Turbo² to generate a technical description of a medicine dispenser. In this example, we treat the LLM purely as a knowledge retrieval tool. In Scenario 1, the technical description returned by the LLM provides an abstract, common-sense overview of a medicine dispenser. It states the overall purpose, key components (mostly obvious) and recent advancements. In a design environment, such a description of knowledge is already understood and there is a need for specific, factual knowledge that could be used to develop new dispensers or modify existing ones. For such purposes, patent documents provide various publicly available artefact descriptions with a significant level of detail.

Table 1.1: Illustrating the direct use of LLMs for knowledge retrieval.

Scenario 1 (Using LLMs directly)

Instructions: “The output should be a single paragraph within 150 words.”

Input: “Provide a technical description of a medicine dispenser.”

Output: “A medicine dispenser is a device designed to accurately measure and administer medications in a controlled manner. It typically consists of a container for the medication, a dispensing mechanism, and a means of measuring the appropriate dosage. Many modern medicine dispensers are automated, utilizing electronic controls to release the correct amount of medication at specified times. They may also include features such as alarms to remind users to take their medication, as well as connectivity to mobile apps or other devices for monitoring and reporting usage. Some advanced dispensers are capable of storing and dispensing multiple medications, making them suitable for individuals with complex medication regimens. Overall, the purpose of a medicine dispenser is to improve medication adherence, reduce the risk of errors, and provide a convenient and reliable way to manage and administer medications.”

Although LLMs are exposed to patent documents, the output in Scenario 1 is non-contextual and abstracted from descriptions of medicine dispensers from all sources. In Scenario 2 as follows in Table 1.2, we ask the LLM for a technical description by providing a context of relevant patents^{3,4,5,6,7}. In this context, we provide the title and abstract of each patent (only partly shown in Table 1.2) following the patent number. In Scenario 2, the output harnesses key segments (as indicated in the context) of each patent and summarises these into single sentences. Since the LLM has already been trained on these documents, it provides a description that is similar to a patent, e.g., “Another embodiment comprises...” As patent documents often hierarchically describe the structure of an artefact, the output also mentions the key subsystems of a dispenser in each patent, occasionally indicating the purposes.

Table 1.2: Illustrating the use of LLMs for knowledge retrieval with textual context.

Scenario 2 (Using LLMs with textual context)

Instructions: “The context includes five patent descriptions of a medicine dispenser.
The output should be a single paragraph within 150 words.”

Input: “Provide a technical description of a medicine dispenser based on the following context.

Patent 9428314 - A pill assembly configured to receive the correct selection of medications... pill assembly comprises containers... also comprises a plurality of lids... Each lid has a surface that is configured to receive a printable indicia with patient specific information.

Patent 8862266 - Automated dispensary apparatus ... has a pill delivery station, a pill receiving station, and a pill singulator... singulated pills are then deflected to a pill drop zone...

Patent 9779216 - A medication storage/dispenser unit comprises a processor connected to medication package storage compartments... also include a content reader... and a medication package indicator...

Patent 6175779 - Computerized unit dose medication dispensing cart... including a computer system... a touch screen monitor... A detector is mounted on each dispenser that detects the administration of the medications...

Patent 9145254 - A medicament dispenser comprises a housing... A connecting assembly... A blister pack containing the medicament is pivotally connected to the connecting assembly so as to be rotatable about the connecting assembly... to facilitate movement of the blister pack from: i) a closed position ... and ii) an open position...”

Output: “The described medicine dispenser embodiments include a pill assembly configured for specific patient medications, with containers and lids accommodating different pills and printable patient-specific information. Another embodiment comprises an automated dispensary apparatus featuring a delivery station, singulator, and pill drop zone. A medication storage/dispenser unit includes a processor connected to storage compartments, content reader, and medication package indicator. An additional embodiment is a computerized unit dose medication dispensing cart with a computer system, touch screen monitor, and detectors for administering medication. Lastly, there is a medicament dispenser with a housing, connection assembly, and pivotally connected blister pack allowing movement from a closed to an open position. These patents cover a range of technical features such as medication organization, automation, medication requests processing, administration recording, and physical medication movement.”

In Scenario 2, the LLM merely reduces each patent description into a sentence, providing pointers to the corresponding patents. The LLM does not seem to identify specific design knowledge across patents and synthesise the information such that the whole could become more than the sum of parts. Using an example sentence from one of the abstracts, we indicate below as to how such design knowledge could be identified as facts. Each sentence in an artefact description includes **entities** that are associated with each other through **relationships** that are also mentioned in the sentence.

Example Text: “A blister pack **containing** the medicament is **pivotally connected to** the connecting assembly so as to be **rotatable about** the connecting assembly and **about** an axis of rotation substantially **orthogonal to** the first and second walls...”⁷

Identified Facts:

blister pack :: containing :: medicament

blister pack :: pivotally connected to :: connecting assembly

blister pack :: rotatable about :: connecting assembly

blister pack :: rotatable about :: axis of rotation

axis of rotation :: orthogonal to :: first and second walls

While entities are often explicitly given by noun phrases, relationships could include any of the remaining tokens. These relationships could be explicitly mentioned using single terms, e.g., “containing”, phrases, e.g., “pivotally connected to”, or distributed among non-adjacent tokens, e.g., “rotatable about”. As we illustrate more in Section 4.2, these relationships could be more intricately mentioned in the text such that it is not straightforward to identify the facts as shown above. As LLMs are trained on huge volumes beyond artefact descriptions, they only capture the most apparent design knowledge from the sentences as shown in Scenario 2. In Scenario 3, we identify the facts (overviewed in Figure 1.1) from sentences in the patent descriptions and provide these as context to the LLM in Table 1.3.

In Scenario 3, as shown in Table 1.3, the LLM has a context that does not include typical sentences or paragraphs that could be bounded and summarised as in Scenario 2. Herein, the LLM must read through the randomly ordered list of facts and synthesise the information into natural language sentences. The subsystems such as “multiple dispensers”, “pill delivery station”, “singulator” etc., belong to different patents. By providing individual facts as context, the LLM is forced to locate and group facts with common entities so that the output as in Table 1.3 reflects an emerging artefact that combines knowledge from different patents. If required, the specific entities mentioned in the output could be traced back to the corresponding facts and eventually to the patents for exploration.

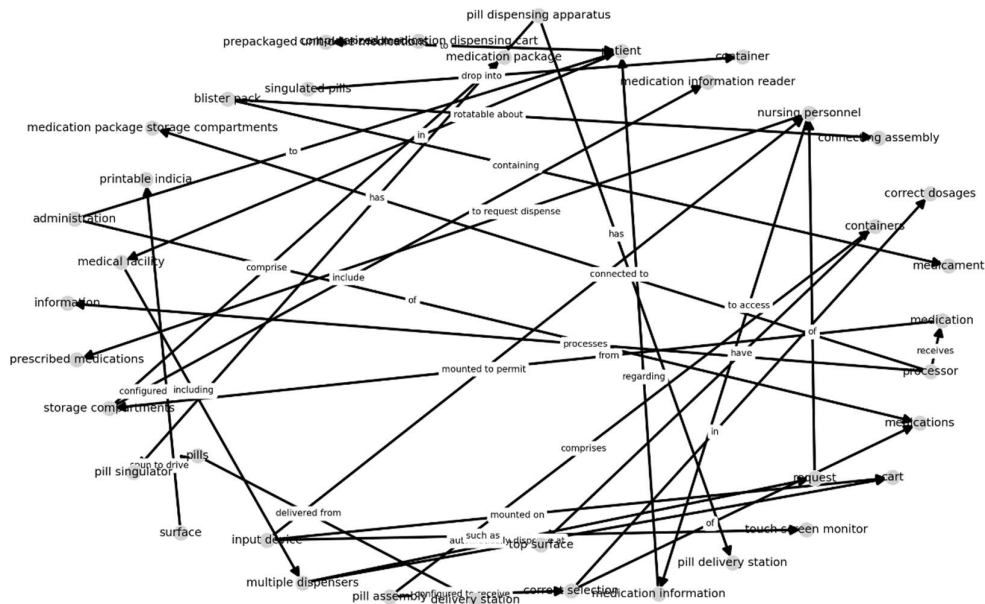


Figure 1.1: A portion of 96 facts identified from the descriptions of patents related to medicine dispensers.

Table 1.3: Illustrating the use of LLMs for knowledge retrieval with factual context.

Scenario 3 (Using LLMs with factual context)

Instructions: “The context includes facts in the form - 'entity :: relationship :: entity'.
The output should be a single paragraph within 150 words.”

Input: “Provide a technical description of a medicine dispenser based on the following context.

computerized medication dispensing cart :: for dispensing::prepackaged unit-dose medications

medical facility :: including :: multiple dispensers

nursing personnel :: to access :: medication information

correct selection :: in :: correct dosages

pill singulator :: spun to drive :: pills

...

Output: “The medication dispenser described is a computerized medication dispensing cart designed for the automated dispensing of prepackaged unit-dose medications in medical facilities. It comprises multiple dispensers, each with storage compartments for medication packages, a pill dispensing apparatus with a pill delivery station and singulator, and printable indicia for patient-specific information. The system includes a processor connected to the medication package storage compartments, a medication information reader, and an input device such as a touch screen monitor for nursing personnel to access and request medication. The pill assembly is configured to receive the correct selection of medications, with singulated pills dropping into containers after being driven by the pill singulator. Each container has a top surface and lid, and the system records and processes medication administration and patient-specific information. The dispenser is designed to provide correct dosages of prescribed medications to patients, with the blister pack containing the medicament and being pivotally connected to a connecting assembly for dispensing at the request of nursing personnel in the medical facility.”

We have described three scenarios so far, as depicted in Figure 1.2. In Scenario 1, inputs in the form of statements, instructions, questions, or specific tasks are provided directly to LLMs that generate text outputs. Since these outputs are mainly common-sensical, in Scenarios 2 & 3, contextual inputs are provided by retrieving relevant text documents from a database. If text documents are directly given as context, as in Scenario 2, LLMs attempt to locally summarise these into distinct sentences that could serve as pointers to the original documents. However, LLMs need not synthesise the information such that the design knowledge embodied in the outputs leads to emerging insights. In Scenario 3, as facts are identified from sentences and given as context, the LLMs attempt to synthesise these into emerging design knowledge, which could be applied in the design process.

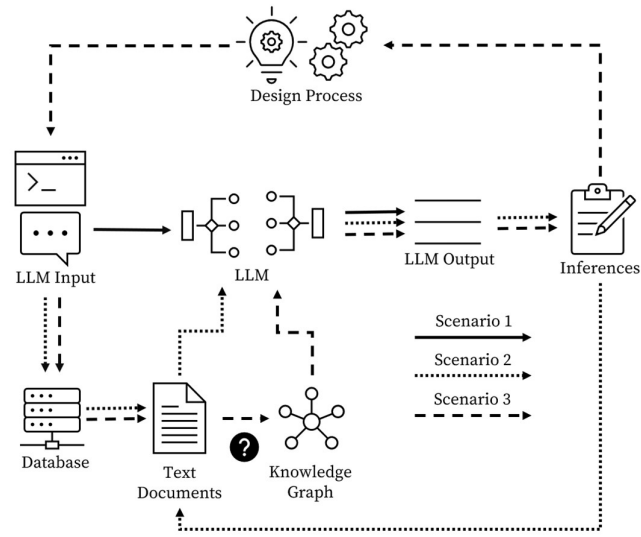


Figure 1.2: Depicting different scenarios of using LLMs in the design process.

In this article, we address the question of how is engineering design knowledge identified as explicit facts from natural language text, which is confined to patented artefact descriptions in our research. The existing methods reviewed in Section 2 extraction of triples such that the relationships are either ontological or common sense. To identify relationships directly from text (as illustrated in Scenario 3) and thus identify facts, we adopt a comprehensive research methodology as overviewed in Section 3 and elaborated in the subsequent sections.

2. Related Methods

Engineering design knowledge in artefact descriptions is represented by facts (entity :: relationship :: entity). The existing methods in design literature use Natural Language Processing (NLP) techniques to extract entities and associate pairs of these using relationships that are ontologically predefined. Cascini and Neri (2004, pp. 201, 202) build a tool called Pat-Analyzer to document the functional (e.g., “transmit”, “reduce”) and positional (e.g., “contact”, “not contact”) interactions among components. Trappey et al. (2014, pp. 155, 156) use TF-IDF values to extract keyphrases from patent documents and research articles concerning dental implants. They (2014, p. 158) build a domain ontology by linking these using relationships such as “type of”, “consist of”, “the same as”, “has shape of” etc.

Yang et al. (2018, pp. 209–212) compile 114,793 reports pertaining to the verification of digital pre-assembly of vehicle components to extract meaningful n-grams (e.g., brake pad) and associate these using relationships such as “isA” and “isSameTo”. Xu and Cai (2021, pp. 4–6) develop an ontology for underground utility structures based on 300 sentences from policy documents. They apply pre-trained entity recognition algorithms to identify entities with categories such as “spatial entity”, “spatial entity modifier”, or “spatial lexical unit” and extract triples using syntactic dependencies. To aid in biologically inspired design, Chen et al. (2021, pp. 4, 5) obtain sentences from the AskNature database and tie syntactic dependencies (e.g., nsubj, dobj, nsubjpass) to constructs such as structure, function, and structure-function.

Huet et al. (2021, p. 9) organise a database of design rules and keywords using relationships such as “has_keywords”, “has_hyponym”, “has_definition” etc. Jang et al. (2021, pp. 4–6) use syntactic dependencies and BERT-based similarities to form a network of nouns and verbs B60 patents. Dimassi et al. (2021, p. 6) propose HERMES ontology for 4D printing that involves relationships such as “isA”, “IsComposedOf”, “hasSpatialRelation”, “has”, “isManufacturedBy” etc. Fatfouta and le Cardinal (2021, p. 4) propose an ontology for car crash simulation at three levels: context level including environment and requirements, project level including car details, reasoning level incorporating issues and resolutions, associated using relationships such as “has”, “solves”, “belongs to” etc.

Sun et al. (2022, pp. 12, 13) populate a design knowledge graph from patents using rules applied to subject-verb-object triples obtained through dependency parsing. To bridge the knowledge gap between a design part and an appropriate fabrication method, Zhang et al. (2022, p. 6) represent a macro process using knowledge graphs that link a rule to methods using relationships such as “has index”, “has type”, “has content” etc. To aid fault-detection in additive manufacturing, by searching relevant articles, Wang and Cheung (2023, pp. 4, 5) populate a domain knowledge graph of 127 facts constituted by the relationships “Influence_Positive”, “Influence_Negative”, “IsComposedOf”, “ResultIn” etc., and feed into a graph convolutional network to discover new edges that could supposedly inform defects.

As summarised in Table 2.1, the above-reviewed contributions primarily differ in terms of the source data and the types of relationships. Patent documents are most frequent among internal reports of rules, simulations, verifications, case studies etc. Unlike detailed artefact descriptions found in patent documents, sources like simulation documents or fault reports are less accessible and communicate design knowledge that is contextualised within specific subsystems of the artefact being developed and cases under which the artefact is tested.

Table 2.1: Summary of design knowledge extraction methods.

Citation	Source Data	Relationship Types
(Cascini and Neri, 2004)	Patents	Positional and Functional Interactions
(Trappey et al., 2014)	Patents, Research Articles	“type of”, “consist of”, “the same as”, “has shape of”...
(Yang et al., 2018)	Pre-Assembly Verification Reports	“isA”, “isSameTo”...
(Huet et al., 2021)	Design Rules	“has_keywords”, “has_hyponym”, “has_definition”...
(Xu and Cai, 2021)	Policy Documents	Syntactic Dependencies
(Chen et al., 2021)	AskNature	Syntactic Dependencies
(Fatfouta and le-Cardinal, 2021)	Crash Simulation Reports	“has”, “solves”, “belongs to”
(Jang et al., 2021)	Patent Documents	Syntactic Dependencies
(Dimassi et al., 2021)	ASTM, ISO	“isA”, “hasSpatialRelation” “isManufacturedBy”...
(Sun et al., 2022)	Patent Documents	Syntactic Dependencies – Verbs from SVO triples
(Zhang et al., 2022)	Manufacturing Rules	“has index”, “has type”, “has content”...
(Wang and Cheung, 2023)	Scientific Articles	“Influence_Positive”, “IsComposedOf”, “ResultIn”...

While entities are extracted based on lexical and syntactic properties (e.g., noun phrases), the relationships that are used to associate these entities have largely been predefined or presupposed by the experts (e.g., “consist of”, “has”). In various methods, the relationships are either syntactic dependencies or common-sense oriented (e.g., “has_hyponym”, “has_definition”), that carry little or no relevance to the design process. The use of ontological relationships, i.e., a set of predefined relationships leads to the extraction of an approximated knowledge structure rather than what is specifically communicated in text.

Later in this article, we introduce several examples suggesting how relationships are specifically mentioned and intricately placed in the text. In a design environment, the facts formed with such specific relationships are necessary to support knowledge-intensive tasks. In our earlier work, we exploited the lexical and syntactic properties of patent claims to identify explicit facts of the form – entity :: verb :: entity (Siddharth et al., 2021, pp. 3, 4). In this work, as described in the following sections, we develop an advanced, data-driven method to identify more nuanced facts from all sections of a patent documents.

3. Research Methodology

Our goal is a scalable, adaptable method to extract facts (entity :: relationship :: entity) from sentences found in patented artefact descriptions such that the tokens constituting entities and relationships are identified directly from sentences. Let us consider a sentence⁸ with tokens numbered as shown in Figure 3.1.

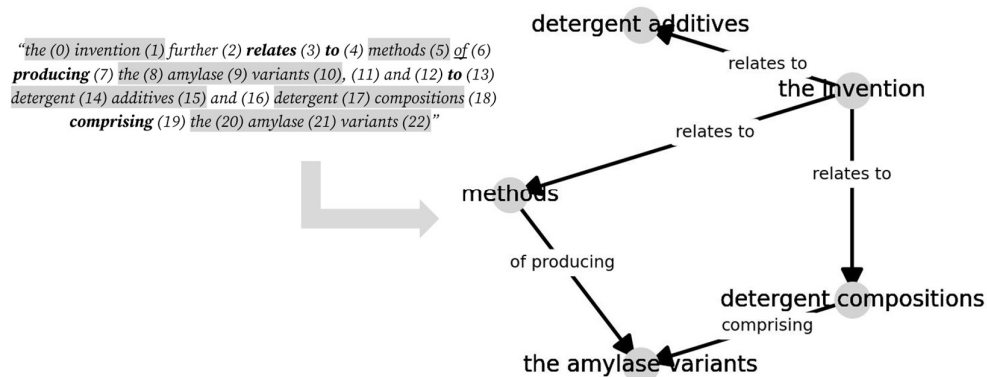


Figure 3.1: Illustrating the objective of the method.

The *first objective* of the intended method is to identify **entities** among the noun phrases and **relationships** among the remaining tokens. The *second objective* is to identify (if exists) the specific relationship tokens, given a pair of entities, e.g., {“The (0) invention (1)”, “methods (5)”} → “relates (3) to (4)”. For pairs of entities without a relationship, the method should not return any relationships, e.g., {“the (0) invention (1)”, “the (20) amylase (21) variants (22)”} → NIL. For pairs, e.g., {“The (0) invention (1)”, “detergent (14) additives (15)”} and {“The (0) invention (1)”, “detergent (17) compositions (18)”} the relationship is “relates (3) to (13)” that involves an association between distant tokens. The method therefore requires both identification and association of tokens that constitute entities and relationships. To develop and apply the method, we adopt a research methodology as outlined in Table 3.1 and elaborated in the subsequent sections.

Table 3.1: Research Methodology

	Step	Resources/Tools
Source Data	Acquire patent information	Patents View, Pandas
	Sample patents stratified using classifications	Sample Size Calculator, Pandas
	Scrape text for all patents in the sample	Google Patents, Beautiful Soup
	Filter and organise sentences	-
Dataset	Develop tagging-interface	Flask
	Discard irrelevant patent document sections	Tagging interface
	Format sentences	Tagging interface, spaCy Transformers
	Identify facts from sentences	Tagging interface
Training (Our Method)	Identify entity/relationship tokens	roBERTa for Sequence Classification,
	Identify a specific relationship for a pair of entities	spaCy Training Module
Training (Benchmarks)	Get token embeddings	BERT for Masked Language Modelling, Hugging Face Transformers
	Get linguistic features – Dependencies and POS tags	spaCy Transformers
	Benchmark I – Predict links between pairs of tokens	Linear Classifier, Sci-kit Learn
	Benchmark II – Create graph objects of sentences. Predict edge labels for all graphs	Deep Graph Library (DGL), Graph Neural Networks (GNNs)
	Create a public usage package	Python Package Installer (PyPI)
	Acquire patents related to fan systems	Patents View, Pandas
Application	Scrape full-text for all patents	Google Patents, Beautiful Soup
	Identify entity/relationship tokens	Our Method
	Identify a specific relationship for a pair of entities	
	Retrieve and organise facts	Pandas
	Visualise domain ontology and specific knowledge	
	Retrieve and visualise knowledge of specific issues	Pandas, GPT v3.5 Turbo

4. Dataset

In this section, as mentioned in Table 3.1, we gather and process a sample of patents from the US Patent Database, which is our source data. From the sample of patents, we create a dataset by identifying facts from the sentences.

4.1. Processing Data

Acquiring Data. As outlined in Table 4.1, we retrieve patent metadata for over 7.9 million patents from PatentsView⁹ (accessed on Jan 10, 2022). Upon filtering and integrating domains¹⁰, we obtain a sample of 4,205 patents, stratified according to the CPC 3-digit classes¹¹ (e.g., F02). Using a calculator¹², we estimate a sample size of 4,141 (2% error, 99% confidence) for a population size of 4,826,485. When distributed across 3-digit classes and including at least one patent for each class, the final sample includes 4,205 patents.

Table 4.1: Source Data Summary

Granted Patents	7,903,067
Utility Patents	7,164,475
Patents with Correct Date	7,047,619
Patents with Domain Codes	4,826,935
Patents with Domain Codes and CPC Codes	4,826,485
Sample-based on 3-digit classes	4,205

We use *Beautiful Soup* to scrape text from Google Patents webpages¹³ such that one random paragraph is chosen from each patent document section, incorporating variations of language across sections. The scraped text includes 51,232 sentences from 4,205 sample patents. Constructing the dataset involves identifying facts from these sentences. For this purpose, we develop a tagging interface (Figure A1) using which, 1) we discard patent document sections that do not explain artefacts; 2) we identify the lexical and syntactic rules for cleaning sentences; 3) we identify and verify the facts from cleaned sentences. We briefly explain these steps as follows.

Discarding Sections. For each patent in the sample, we identify the sections that do not reflect artefact-specific knowledge. In Table 4.2, we enlist the most frequent section headings among discarded/selected sets and provide a CSV of frequent headings¹⁴. The discarded sections primarily include background and examples that communicate pertinent but not specific knowledge of the patented artefact. The drawing descriptions only explain how the figures are to be interpreted. Besides, cross-referencing and invention prospects include various inventor activities, e.g., “...I was advised that the National Association...”¹⁵. These sections are also characterised by numbered and long headings (more than 20 tokens). We identify and eliminate these headings as we create the dataset. Overall, the final dataset includes 362 unique headings (Table 4.2).

Table 4.2: Discarded headings vs. selected headings in the final dataset with frequencies in parentheses.

Discarded Headings	Selected Headings
<i>background of the invention (2817), brief description of the drawings (2739), example 1 (698), example 2 (632), example 3 (553), background (551), example 4 (478), example 5 (407), cross-reference to related applications (337), example 6 (334), examples (322), example 7 (295), example 8 (251), example 9 (219), brief description of the drawing (193), example 10 (184), cross reference to related applications (182), background art (172), example 11 (163), example 12 (151), example 13 (136), related applications (133), cross-reference to related application (128), example 14 (124), brief description of drawings (112), example 15 (108), description of the drawings (99), example 16 (97), example 17 (90), brief description of the figures (87)</i>	<i>title (4204), claim (3896), abstract (3805), summary of the invention (2328), field of the invention (909), detailed description of the invention (797), detailed description (635), detailed description of the preferred embodiments (396), technical field (384), description of the preferred embodiments (363), summary (318), detailed description of the preferred embodiment (211), description of the preferred embodiment (202), brief summary of the invention (169), detailed description of preferred embodiments (102), disclosure of the invention (84), industrial applicability (65), description of the invention (60), field of invention (58), objects of the invention (58), description of preferred embodiments (53), field (53), brief description of the invention (44), summary of invention (44), description (35), technical field of the invention (33), disclosure of invention (32), detailed description of the embodiments (31), detailed description of a preferred embodiment (29), objects and summary of the invention (27)</i>

Formatting Sentences. Upon discarding irrelevant headings, we scan through the sentences to identify the undesirable lexical and syntactic characteristics. At the first encounter, we use spaCy Transformers¹⁶ to eliminate these characteristics in the original text. We eliminate sentences with > 100 tokens (accounting for only 0.05% of the sample) to manage limits posed by the BERT Transformer that would later be used for token embeddings. We remove “.” at instances like “FIG. 2”, “mg.”, and “%.” that cause line breaks. We strip “\”, “-”, and “_” as these characters affect the identification of noun phrases. We remove text within braces (.), [], { }, < .> that hinder dependency parsing. We additionally remove the claim numbers and dependency phrases, e.g., “A method **according to claim 1**”.

4.2. Identifying Facts

Constructing the dataset involves identifying facts from 51,232 sentences (filtered and formatted as explained in Section 4.1) in the sample of 4,205 patents. Unlike common-sense text, this task requires a specific understanding of entities and relationships from an engineering design perspective, which greatly differs from their understanding in computer science, cognitive psychology and other fields. The understanding also requires years of expertise in design theories and various ontological approaches such as functional models, functional representations, and systems engineering models from an engineering design point of view. This task could therefore not be crowdsourced to laypersons, or even students in engineering design. In our work, the task of identifying the facts is primarily carried out by a researcher with nearly 10 years of experience in knowledge bases, ontologies, NLP, functional representations, foundational design theories etc., enabling development, modelling, and academic publications.

To verify the meaningfulness of the dataset, the researcher discussed representative examples with a senior design scholar having over 30 years of experience in design theories/methodologies, having taught and published in these areas. To understand the application prospects of the dataset, the researcher then held several discussions with another senior researcher with around 20 years of combined experience in industry and academia, having taught and published a data-centric view of design theories and methodologies. In terms of training models, the researcher also

verified the dataset with a theoretical expert in NLP and AI having over 15 years of academic experience, developing fundamental methods for extracting relation from text. The dataset therefore integrates foundational and contemporary views of design research, while also borrowing necessary insights from computer science.

We indicate some representative examples¹⁷ from the dataset in Table 4.3. Hierarchical relationships given by “include”, “comprise” etc., are quite commonly used to capture subsystems and subprocesses in patent documents. The relationships “has” and “of” are commonly used to capture attributes of entities. Other verbs are often used in combination with prepositions to represent behavioural relationships. The relationships including “from” and “to” express a transition from one state to another.

Table 4.3: Representative examples of sentences and facts. The entities are chosen from **noun phrases** (identified by spaCy Transformers) and **relationships** are selected from remaining tokens given the context of a pair of entities.

Hierarchy	
“The catalyst component comprises a magnesium chloride support, a titanium trichloride, an aluminum trichloride and an organic phosphite” ¹⁸	The catalyst component :: comprises :: a magnesium chloride support The catalyst component :: comprises :: a titanium trichloride The catalyst component :: comprises :: an aluminum trichloride The catalyst component :: comprises :: an organic phosphite
“...the method comprises generating magnetic nanoclusters from a target of magnetic material, crystallizing the magnetic nanoclusters, and depositing the magnetic nanoclusters...” ¹⁹	the method :: comprises generating :: magnetic nanoclusters the method :: comprises crystallizing :: the magnetic nanoclusters the method :: comprises depositing :: the magnetic nanoclusters
Entity Attributes	
“The protector 9 has curved walls 28, 29, guide rail 30, slider 31...” ²⁰	The protector :: has :: curved walls The protector :: has :: guide rail The protector :: has :: slider
“The pressure range of the cluster forming chamber 410, the encapsulation chamber 429 and the deposition chamber 430...”	The pressure range :: of :: the cluster forming chamber The pressure range :: of :: the encapsulation chamber The pressure range :: of :: the deposition chamber
Behaviours	
“High vacuum, which indicates minimal gas consumption, increases the size...” ²¹	High vacuum :: indicates :: minimal gas consumption High vacuum :: increases :: the size
“Organic ring compounds, para aminophenylacetic acid and 4 aminoantipyrine may also be added to the bath together...” ²²	4 aminoantipyrine :: added to :: the bath para aminophenylacetic acid :: added to :: the bath Organic ring compounds :: added to :: the bath
State Transitions	
“...under a condition that changes the growth mode from the substantially 3D growth mode to a substantially 2D growth mode” ²³	the growth mode :: from :: the substantially 3D growth mode the growth mode :: to :: a substantially 2D growth mode
“In a write/read mode, data is transited from an input/output buffer via the transition circuit to an input of the write amplifier...” ²⁴	data :: is transited from :: an input/output buffer data :: is transited via :: the transition circuit data :: is transited to :: an input
Intricate Relationships	
“...said molding plates bound a mold cavity, into which a material can be injected by means of the injection molding device during operation...” ²⁵	a material :: injected into :: a mold cavity a material :: injected by :: means a material :: injected during :: operation
“The actuator is divided into two cells by a power transfer shaft to which is attached a vent follower” ²⁶	a vent follower :: is attached to :: a power transfer shaft
“...subdivided into three parts, a lid with a hole through which the shaft of the tap extends , an upper half...” ²⁷	the shaft :: extends through :: a hole
“Method of treating or preventing the inflammatory response of colitis in a subject comprising administering to the subject an effective amount of a substance” ²⁸	Method :: comprising administering :: an effective amount an effective amount :: to :: the subject
Exemplars	
“...the milling can take place in the presence of a dry hydrocarbon diluent such as hexane, heptane, cyclohexane...” ²⁹	a dry hydrocarbon diluent :: such as :: hexane a dry hydrocarbon diluent :: such as :: heptane a dry hydrocarbon diluent :: such as :: cyclohexane

Introduction	
<i>"The present invention generally relates to accessing one or more file systems, for example scanning files in a computer or computer system, and more particularly to a method, system and computer program"</i> ³⁰	<i>The present invention :: relates to accessing :: one or more file systems</i> <i>The present invention :: relates to scanning :: files</i> <i>The present invention :: relates particularly to :: a method</i> <i>The present invention :: relates particularly to :: system</i> <i>The present invention :: relates particularly to :: computer program</i>
Compound Entities	
<i>"An alternative is to read a write power setup value ΔP for the optical disc..."</i> ³¹	<i>a write power setup value :: :: ΔP</i>

In Table 4.3, we also indicate examples where the tail entity is placed before the head entity and the relationships are intricately placed such that it is not straightforward to identify the corresponding facts. For example, although "administering" and "to" are placed alongside each other, these tokens belong to separate facts. The additional examples that follow in Table 4.3 showcase how entities are exemplified, introduced, and combined. Apart from these examples, the dataset includes various specific types of sentences that are not generalisable. In Table 4.4, we summarise the dataset, wherein, the 44,227 sentences with facts are used for training in the following sections.

Table 4.4: Dataset Summary

Number of patents	4,205
Total number of sentences	51,232
Total number of sentences with facts	44,227
Average number of sentences (with facts) per patent	10.52
Total number of facts	190,953
Average number of facts per sentence	4.32
Average number of tokens per sentence	27.69

5. Training – Our Method

Our method involves training a roBERTa-based sequence classification³² model to 1) identify entity and relationship tokens and 2) identify specific relationship tokens for a given pair of entities. The model is depicted in Figure 5.1. Based on the facts identified from each sentence, we tag the tokens as entities, relationships, or others and feed the tagged sentences to a training module³³ given by spaCy. The module handles mapping between spaCy tokens and roBERTa tokens as illustrated in Figure 5.1. The module calculates and optimises loss at each step of the training while tracking the accuracy to prevent over-fitting and return the model with the best performance.

Identifying Tokens. For each sentence in the dataset as shown below, we tag the **entity** and **relationship** tokens using "ENT" and "REL" and other tokens as "OTH".

*"The space **provided between** brush members 4 a and 4 b **allows** a mounting strip to be **included in the housing**"*

Upon training with 44,227 sentences (Train : Test – 4 : 1), as shown in Figure 5.2, the best-performing model exhibits accuracy = 93.29 % and tagger loss = 29211.116. Although loss reported at the best model is not the most optimised, the training module prevents overfitting according to the training parameters specified in the training configuration³⁴. While the accuracy appears satisfactory, we also tested the model with various sentences outside the dataset.

Extracting Facts. As the previous model can identify entity and relationship tokens, we train another model of the same type to identify specific relationships for a given pair of entities. For different pairs of entities mentioned in the facts of each sentence, we uniquely tag the corresponding sentence as shown below. We mark the pair of entities using { } and "HEAD/TAIL ~ ..." markers, while intending the model to identify tags "HEAD", "TAIL", "REL", and "OTH".

*"{HEAD ~ The space} **provided between** {TAIL ~ brush members} 4 a and 4 b allows a mounting strip to be included in the housing..."*

When a sentence is given as above with a pair of entities marked, the envisaged model must recognise the specific relationship tokens. For each positive example as shown below, we generate a negative example where no relationship exists between a pair of entities, e.g., "brush members" and "the housing". Upon the training with 374,249 examples split into 90 % training and 10 % test sets, as shown in Figure 5.3, the best model exhibits accuracy = 99.41% and tagger loss = 2355.08. The accuracy seems quite significant and is reflected in the examples that we tested outside the dataset.

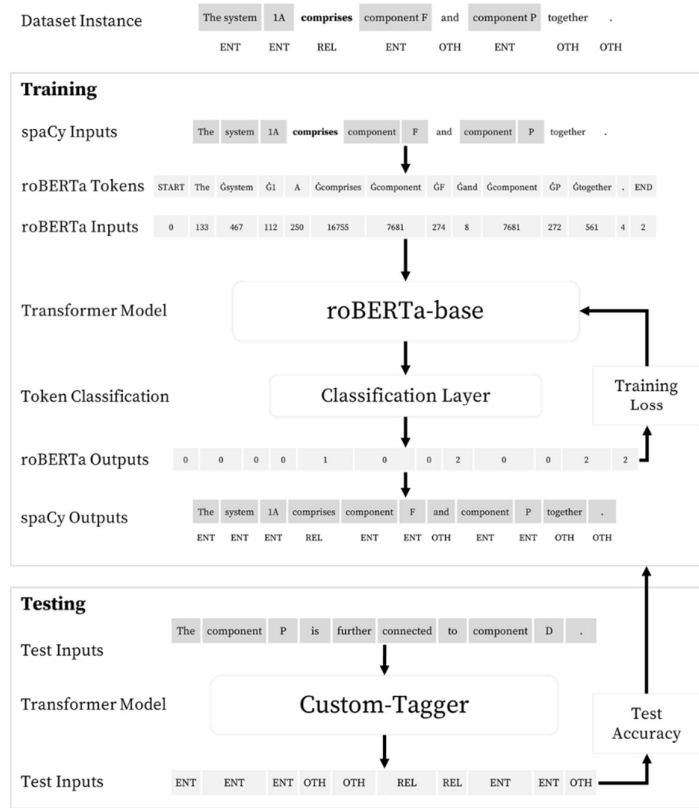


Figure 5.1: Training Overview

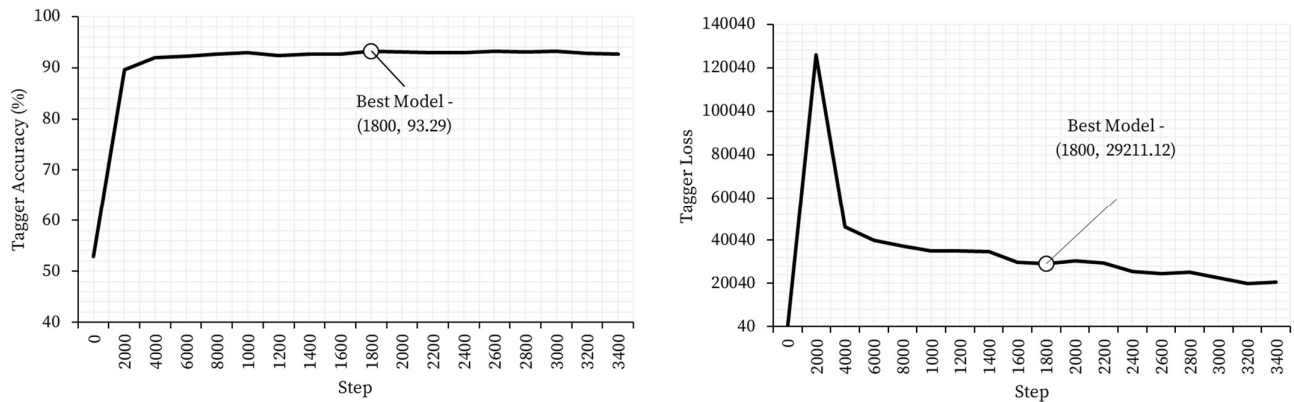


Figure 5.2: Performance of the model for identifying entity and relationship tokens. Loss is measured using the training set and accuracy is measured using the test set.

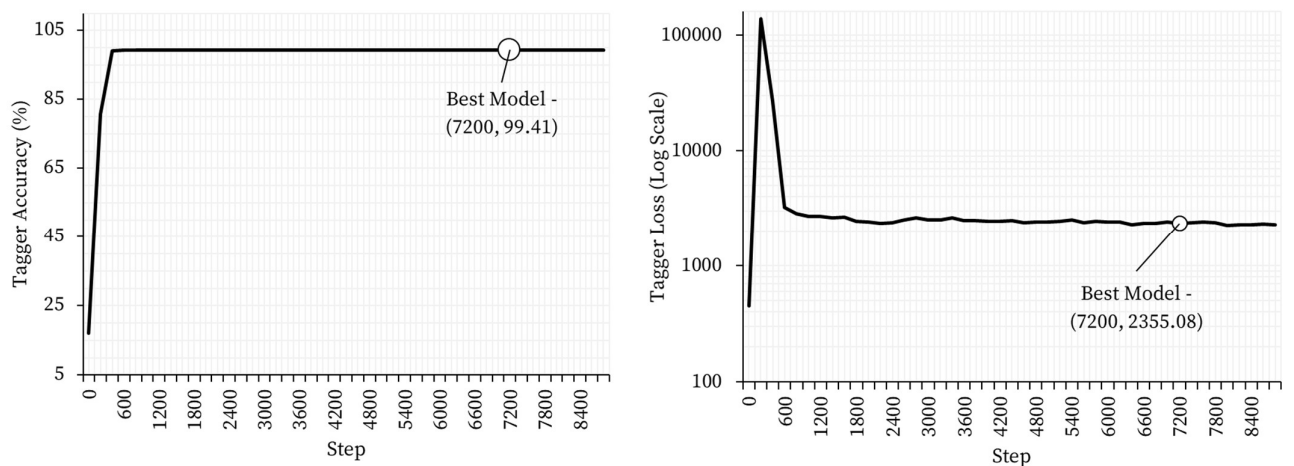


Figure 5.3: Performance of the model for identifying specific relationships between a pair of entities. Loss is measured using the training set and accuracy is measured using the test set.

6. Training – Benchmarks

To evaluate our method, we implemented two alternative approaches as benchmarks illustrated in Figure 6.1. These approaches, as indicated in Table 3.1, involve predicting the associations among entities and relationships to construct facts, radically different from the sequence classification approach that we adopt in our method. A fact – ENT :: REL ... REL :: ENT could involve associations such as ENTREL, RELREL, and RELENT. In Benchmark I, we predict these associations by providing individual pairs of entities and relationships using their feature vectors. In Benchmark II, we provide all entities and relationships in a sentence as a graph object to predict such associations as edge labels. The features for these approaches include token embeddings (from BERT³⁵), POS tags³⁶ and syntactic dependencies³⁷.

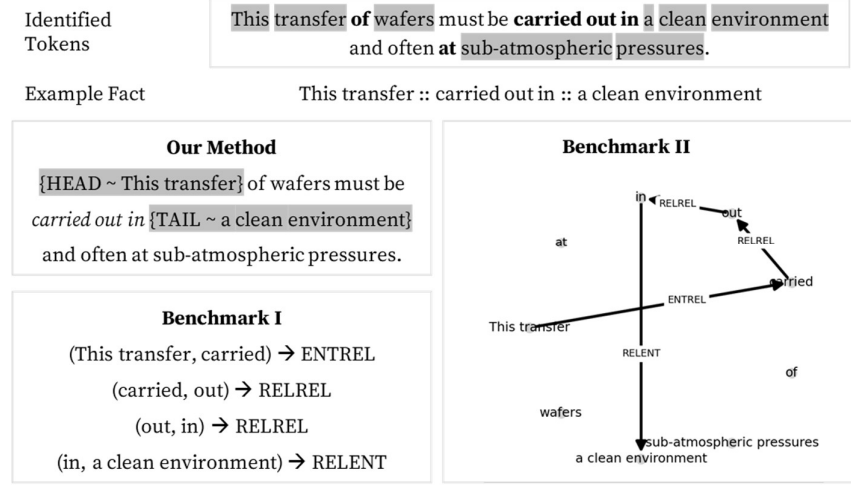


Figure 6.1: Illustrating benchmark approaches.

6.1. Benchmark I

Using all 190,953 facts in the dataset, we populate ENT-REL, REL-REL, and REL-ENT pairs and feed these to the Multi-Layer Perceptron (MLP) Classifier³⁸ as depicted in Figure 6.2 for predicting the associations among these.

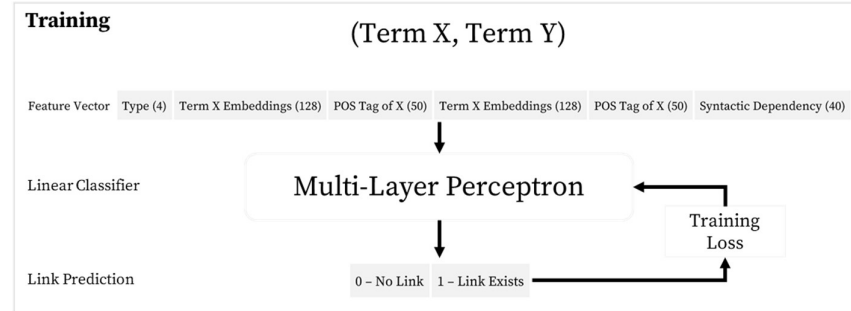


Figure 6.2: Benchmark I

For each positive pair in a fact, we also generate a negative pair that does not have an association. We represent each pair using the following features as shown in Figure 6.2: one-hot encoding of its type (4), term embeddings (128 x 2), one-hot encoding of POS tags (50 x 2), and one-hot encoding of syntactic dependencies (40). For term embeddings, we fine-tune BERT for masked-language modelling³⁹ and observe a training loss = 0.009 at the end of five epochs. For usage in Benchmark I, we reduce the size of embeddings from 768 to 128 using UMAP⁴⁰.

We train individual classifiers for each type of association: ENTREL, RELREL, and RELENT. Upon conducting the training with 80 % examples, we observe the performance as summarised in Table 6.1. Although the models exhibit satisfactory levels of accuracy, predictions are less meaningful when applied to sentences outside the dataset. Applying the best-performing models to an external example⁴¹ in Table 6.1 shows that all prepositions (e.g., “of”, “at”) are associated with all entities and verbs, and themselves, e.g., (“of”, “at”) → RELREL. Because of these noisy predictions, between “a front part” and “the compressor”, various meaningless relationships like “of is”, “of at”, and “of is provided at” could be identified, while the actual relationship is “of”. Such noisy predictions could be attributed to the lack of sentence context when a pair of terms is given as input, although term embeddings are expected to capture these.

Table 6.1: Benchmark I performance.

Classifier	ENTREL	RELREL	RELENT
# Training Examples	327,104	169,100	362,722
Loss	0.284	0.101	0.18
Accuracy	0.883	0.962	0.94
External Example			
Associations		(“is”, “provided”)	
		(“provided”, “at”)	(“is”, “the compressor”)
	(“a front part”, “of”)	(“provided”, “of”)	(“at”, “a front part”)
	(“a fan”, “is”)	(“of”, “is”)	(“at”, “the compressor”)
		(“of”, “provided”)	(“of”, “the compressor”)
		(“of”, “at”)	

6.2. Benchmark II

In Benchmark II, as shown in Figure 6.2, We input entities and relationships in a sentence collectively as a graph object to train a GNN-based encoder-decoder model to predict the associations – ENTREL, RELREL, RELENT as edge labels. We supply the following as node features: one-hot encoding of type (2), fine-tuned BERT embeddings (128), and one-hot encoding of POS tags (size 50). We include 40 syntactic dependencies as either edge labels or features. When the graph object is passed through various convolutional layers, each node exchanges information with others and assumes a hidden state. We concatenate the hidden states of a node pair to get instantaneous edge representation, which we then pass through multiple linear dense layers to predict the edge labels.

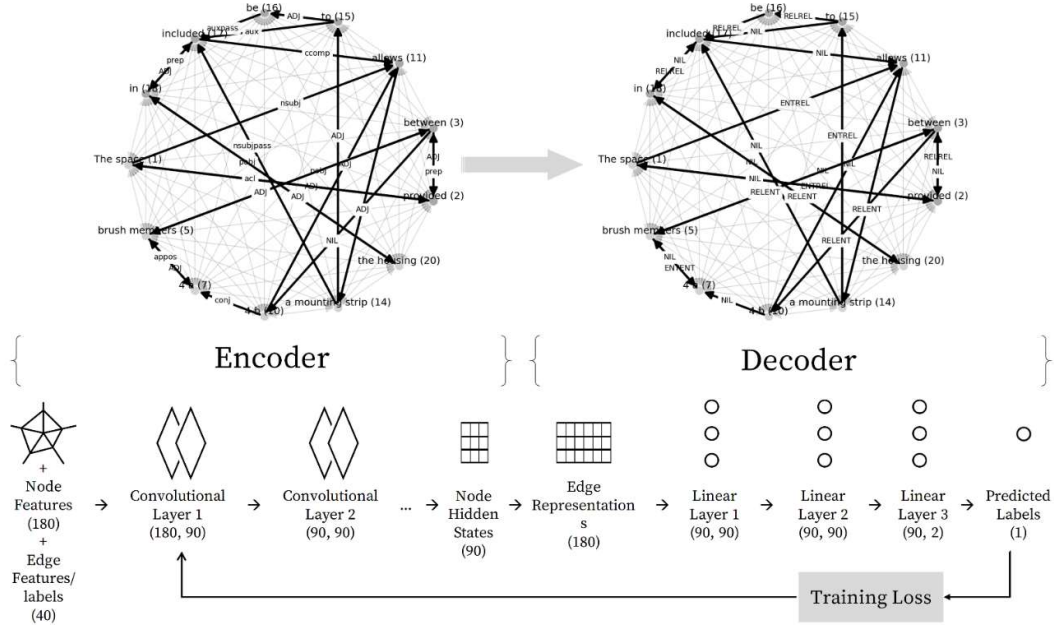


Figure 6.2: Benchmark II

From the Deep Graph Library⁴², we import various convolutional layers built for GNNs. While GraphSAGE (SAGE) and Graph Convolutional Network (GCN) layers aggregate mere node features, Relational Graph Convolutional Network (RGCN), Continuous-Filter Convolutional Network (CFCN), and Principal Neighbourhood Aggregation Convolutional Network (PNACN) layer additionally aggregate edge features/labels. For training, we separate the edges in each sentence graph into ENTREL, RELREL, and RELENT and generate an equal number of negative (NIL) edges in each type. We batch the sentence graphs into 25k nodes per batch and randomly allocate 5% and 15 % of the edges to compute training loss and accuracy. Upon training for 10 epochs, we assess Benchmark II as in Table 6.2. Despite capturing whole sentence context onto edge representations, Benchmark II offers significantly poor performance.

While this poor performance of Benchmark II could be attributed to plenty of zero-degree nodes, our earlier training attempts with fully connected graphs predict “NIL” label for all edges while also being sensitive to the connectivity of the input graph. None of these issues were mitigated by training parameters (epochs, number of layers). In contrast to the literature (Xu and Cai, 2021; Zuo et al., 2022), the use of syntactic dependencies along with transformer-based embeddings does not seem sufficient to predict the design knowledge associations among tokens, e.g., (“a mounting

strip”, “included”) → (“nsubjpass”, “NIL”) in Figure 6.2, despite capturing the sentence context through graph convolution. In addition, both training and application of Benchmark II require several complicated steps that also require hardware support. Since both benchmarks have several notable limitations, our approach is significantly better, considering the accuracy (99.41%) and the simplicity of the application.

Table 6.2: Benchmark II performance.

	Entity-Relation (ENTREL)		Relation-Relation (RELREL)		Relation-Entity (RELENT)	
No. of Graphs	44,098		32,246		44,098	
No. of Nodes	489,819		413,800		489,819	
No. of Edges	326,878		169,100		361,508	
	Loss	Accuracy	Loss	Accuracy	Loss	Accuracy
CFCN	0.520	0.675	0.183	0.889	0.456	0.701
GCN	0.691	0.500	0.666	0.555	0.692	0.501
PNACN (max)	0.536	0.552	0.192	0.889	0.481	0.697
PNACN (mean)	0.511	0.675	0.275	0.817	0.451	0.700
PNACN (mt3)	0.690	0.500	0.690	0.501	0.690	0.502
PNACN (var)	0.553	0.604	0.535	0.585	0.370	0.746
RGCN	0.513	0.676	0.099	0.919	0.451	0.701
SAGEN (mean)	0.687	0.499	0.573	0.615	0.689	0.504
SAGEN (pool)	0.690	0.501	0.668	0.555	0.690	0.504

7. Application

We facilitate public usage of our method using a Python package⁴³ named “design_kgex”, whose guidelines are given in GitHub⁴⁴. We apply our method to patent documents related to fan systems classified under the CPC subclass - F04D (Positive displacement machines for liquids; pumps for liquids or elastic fluids). We retrieve 5,121 patents belonging to groups (e.g., F04D19/002) whose titles include the word “fan”. We scrape the full text of these patents from the corresponding Google Patents web pages and discard the patents with more than 400 sentences. We then identify facts from all sentences from the remaining patents and create a knowledge base as summarised in Table 7.1. In the following subsections, we retrieve knowledge graphs that represent generalisable domain knowledge and specific knowledge of subsystems and issues. We illustrate RAG in this application, i.e., how such knowledge based on explicit facts could be integrated with LLMs for generating text outputs that are relevant to the design process.

Table 7.1: Knowledge Base of Fan Systems

Number of Patents	4,870
Number of Sentences	603,184
Number of Facts	2,927,529
Number of Unique Entities	261,351
Number of Unique Relationships	115,782

7.1. Generalisable Domain Knowledge

The knowledge base comprising over 2.9 million facts should include various facts that recur across patents and could thus be generalisable within the domain of fan systems. Retrieving such facts could help obtain an overview of the domain through technical and factual knowledge. When LLMs are consulted directly for an overview of a domain, as in Scenario 1 in Table 7.2, the responses are quite generic and common sense. The output in this scenario describes the general use case, basic components, usual types, performance parameters etc. While this output may include hallucinations, it could still be useful for a learning environment or when a design environment requires knowledge from distant domains. Scenario 2 is not applicable here, as we cannot provide the textual context that comprises 4,870 patent documents. Although we can identify the patents that include recurring facts, the LLM cannot input the full text of multiple patents that are usually long. As in Scenario 3, we identify 158 facts that recur across patents (depicted in Figure 7.1) and feed these as context to LLM as shown in Table 7.2. These recurring facts include generalisable attributes (“of”), hierarchy (“include”), behaviours (“to flow in”), purposes (“for shielding”), and spatial arrangements (“located adjacent”). When provided as context, LLM is enforced to generate text using these facts. The output in this scenario introduces the types of fans and provides a factual description of a typical fan system artefact that is useful in a design environment.

Table 7.2: Using LLMs for retrieval of generalisable domain knowledge.

Scenario 1 (Using LLMs directly)

Instructions: "The output should be a single paragraph within 200 words."

Input: “Provide a technical description of the domain of fan systems.”

Output: “Fan systems are a crucial component of various mechanical systems, including ventilation, HVAC, and industrial processes. These systems consist of fans, or blowers, which are designed to move air or gas within a confined space. The selection of a fan system is determined by several factors, including the volume of air to be moved, the pressure requirements, and the application environment. Fans can be classified based on their configuration, such as axial, centrifugal, or mixed flow, each with its unique performance characteristics. Furthermore, fan systems incorporate motors to drive the fans, ductwork to distribute the air, and control systems to regulate the airflow. The efficiency and effectiveness of a fan system depend on the careful matching of fan type, motor size, and system design to meet the specific requirements of the application. Additionally, considerations such as noise control, energy consumption, and maintenance requirements play a significant role in the design and operation of fan systems. Overall, fan systems are integral to achieving optimal air movement in various industrial, commercial, and residential settings, and their proper selection and design are essential for ensuring efficient and reliable operation.”

Scenario 2 (Using LLMs with textual context)

Not Applicable.

Scenario 3 (Using LLMs with factual context)

Instructions: "The context includes facts in the form - 'entity :: relationship :: entity'.

The output should be a single paragraph within 200 words."

Input: “Provide a technical description of the domain of fan systems based on the following context.”

fan assembly :: includes :: fan housing

axial direction :: of :: central axis

air outlet :: arranged to face in :: radial direction

ceiling fan :: includes :: fan motor

leading edge :: located adjacent :: air inlet

top surface :: terminate into :: leading edge...

Output: “The domain of fan systems encompasses the configuration, operation, and components of various types of fans, including ceiling fans, centrifugal fans, and cooling fans. These fans consist of essential elements such as fan blades, motor housings, fan wheels, and circuit boards. The airflow within the system is directed from air inlets to air outlets, either in the axial direction or the radial direction, and fan blades play a crucial role in facilitating this airflow. The arrangement of fan blades, from the leading edge to the trailing edge, with respect to the central axis, is essential for the generation and control of airflow. The outer periphery of the fan wheel is connected to the inner surface, and the outer surface of the fan housing is exposed to the airflow. Electric motors are a fundamental component, driving the rotation of the fan blades and the fan wheel. Additionally, the domain includes the protection and shielding of electric motors by the motor housing. This technical description provides insight into the intricate relationships and configurations within fan systems, emphasizing the critical role of each component in facilitating the desired airflow patterns and overall fan performance.”

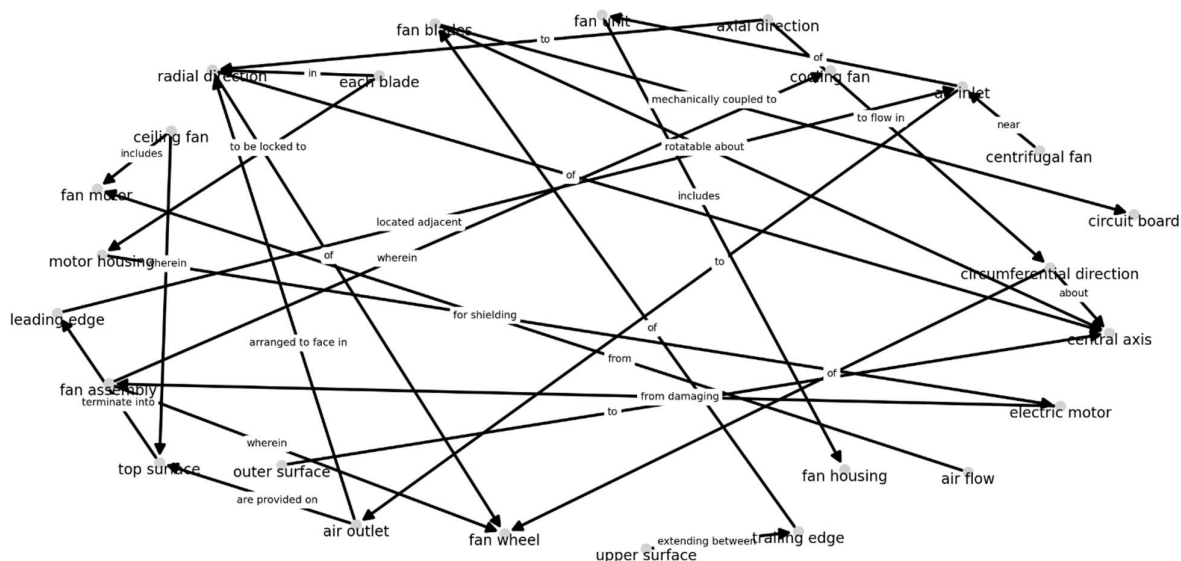


Figure 7.1: A portion of 158 recurring facts that represent generalisable design knowledge of fan systems.

7.2. Specific Knowledge – Subsystems

In a design environment, knowledge retrieval is often focused on specific subsystems that are involved in the current design tasks. It may not occur that a knowledge base is often available to provide explicit facts about a subsystem. In such a scenario, LLMs could be used directly as illustrated in Table 7.3.

Table 7.3: Using LLMs for retrieval of specific knowledge of subsystems.

Scenario 1 (Using LLMs directly)
Instructions: “The output should be a single paragraph within 150 words.”
Input: “Provide a technical description of the belt drives in fan systems.”
Output: “Belt drives in fan systems consist of a pulley-driven system that transfers rotational motion from the fan motor to the fan blades using a flexible belt. The drive system typically includes a motor pulley connected to the fan motor, and a fan pulley mounted on the fan shaft. The belt is wrapped around these pulleys to establish the power transmission. Tension in the belt is maintained using an adjustable tensioner or idler pulley, ensuring proper grip and preventing slippage. Belt drives in fan systems can be configured with different types of belts, such as V-belts or synchronous belts, depending on the power transmission requirements. These belt drives are designed to efficiently transfer power from the motor to the fan, allowing for speed control and reducing the transmission of motor vibrations to the fan assembly. Proper maintenance and periodic inspection of belt tension and condition are essential for reliable and efficient operation of fan systems.”
Scenario 2 (Using LLMs with textual context)
Not Applicable.
Scenario 3 (Using LLMs with factual context)
Instructions: “The context includes facts in the form - 'entity :: relationship :: entity'. The output should be a single paragraph within 150 words.”
Input: “Provide a technical description of the belt drives in fan systems based on the following context. belt driven wheels :: connected by :: transmission belt belt drive :: is employed in :: front engine accessory drive belt driven fan :: maintains :: optimum belt tension blower wheel :: driven by :: belt drive belt drive assembly :: includes :: gearing mechanism...”
Output: “In fan systems, a belt is frictionally coupled to the drive shaft, which rotates the fan. The belt driven wheels are connected by a transmission belt, with the means for rotating the ring fan comprising an electric motor and rotor, which includes a belt drive. This belt drive is of a type employed in the front engine accessory drive for automotive vehicles. The system includes a drive pulley and cooling fan, where the drive pulley comprises a belt and is coaxial with the driving shaft of the cooling fan. The rotation of the shaft is accomplished through the belt drive, which is employed between the motor and pulley, ensuring the transfer of torque to the radial fan. The belt driven fan is characterized by low maintenance requirements, enhanced reliability, reduced noise, and vibration, maintaining optimum belt tension for peak fan operating efficiency. The suitable AC electric drive motor is drivably connected to the fan via the belt drive assembly and disposed within the housing. The transmission unit includes driving and driven pulleys, with the transmission belt trained on both. Additionally, the blower wheel can be driven by electric, direct, belt, magnetic, or hydraulic coupling methods.”

In Scenario 1, we ask the LLM to technically describe belt drives in fan systems. The output states the generic purpose, usual types, and largely common-sense understanding of belt drives, e.g., “wrapped around these pulleys”. The output in Scenario 1 is largely not specific to fan systems. On the other hand, when we offer the context of 83 facts mentioning “belt drive” (as overviewed in Figure 7.2), the description specifically states how belt drive is connected to and interacts with key components, which types of fans deploy these, performance parameters, and the neighbourhood hierarchy of the systems where these are deployed.

Since the output of Scenario 3 in Table 7.3 draws from explicit facts overviewed in Figure 7.2, using a knowledge graph and text summary in tandem could help obtain a detailed understanding of belt drives or any other subsystems. For example, a patent [3] in Figure 7.2 gives ring fan :: coaxial with :: belt drive⁴⁵. If this fact is useful, Figure 7.2 also shows other facts from the corresponding sentence in the patent [3]. For further exploration, the knowledge graph could be visualised only for patent [3] in an extended neighbourhood and could also summarised by LLM as in Scenario 3.

aerodynamic features :: to greatly reduce :: pressure drop
air pressure drop :: through :: air filter bag
airpath :: cause :: pressure drops
blower assembly :: results in :: decreased pressure drop
differential pressure drop :: across :: pitot tube..."

Output: "The issue of pressure drop in fan systems can be caused by various factors such as the design of the airflow path, the material and structure of filters, and the operating conditions of the system. Pressure drop can occur across pitot and venturi tubes, which can affect the positioning of actuators in gas turbine engines. It can also be influenced by the rate of refrigerant flow in Variable Refrigerant Flow (VRF) systems, as well as the presence of particulates in filters. Solutions to this problem include using long, sweeping bends in the airpath to minimize pressure drop, incorporating aerodynamic features in fan assemblies to reduce pressure drop and noise levels, and utilizing rounded edges to decrease head loss and improve overall efficiency. Additionally, the use of piezometer rings for sensing pressure drops in difficult regions and the implementation of a closed system with conventional flow through filter materials can help minimize pressure drop. Moreover, the design and control of airflow paths, such as in blowers, and the operational adjustments of the system, such as increasing rotational speed, can also mitigate the pressure drop issue to ensure adequate airflow."

Airflow Noise Issue

Scenario 1 (Using LLMs directly)

Instructions: "The output should be a single paragraph within 150 words."

Input: "Technically describe the causes and solutions of the airflow issue in fan systems."

Output: "The airflow noise issue in fan systems can be caused by several factors, including turbulent airflow, air velocity, fan blade design, and ductwork. Turbulent airflow, created by obstacles or sharp turns in the ductwork, can produce noise as the air moves through the system. High air velocity can also lead to noise, especially when the air flows through small openings or around sharp edges. Fan blade design, such as the shape and angle of the blades, can affect the generation of noise. Similarly, the design and layout of the ductwork can contribute to noise if not properly configured. Solutions to reduce airflow noise in fan systems include optimizing the ductwork to minimize turbulence, reducing air velocity through larger openings or smooth transitions, using quieter fan blade designs, and installing acoustic materials or silencers in the ductwork to absorb noise. Additionally, regular maintenance and cleaning of the fan and ductwork can help mitigate airflow noise issues."

Scenario 2 (Using LLMs with textual context)

Not Applicable.

Scenario 3 (Using LLMs with factual context)

Instructions: "The context includes facts in the form - 'entity :: relationship :: entity'.
The output should be a single paragraph within 150 words."

Input: "Technically describe the causes and solutions of the airflow noise issue in fan systems based on the following context."

airflow noise :: generated by :: blower fan
airflow noise :: of :: blade tip
apparatus :: for reducing :: airflow noise
high static pressure fan :: with :: low airflow noise
hub side :: to reduce :: airflow noise..."

Output: "The airflow noise issue in fan systems is primarily caused by the intensity of vortex flow at the blade tip, different blades in the same radial position generating varying levels of airflow noise, and the frequency range of airflow noise generated by blower fans. This issue can be effectively mitigated by synchronization to reduce the phenomenon and decrease the intensity of vortex flow. Additionally, a unique radial arrangement of panels serves to reduce airflow noise without occupying significant space, as typically required by prior sound attenuation devices. The fan's outer end extends from the shroud side to the hub side to reduce airflow noise, while curved guide vanes remove swirl motion and gradually change direction to reduce airflow separation, loss, and noise. Furthermore, the use of sound-absorbing material in a triangular shape, arranged with the tip pointing to the main frame inlet port, can absorb airflow noise and permit relatively unimpeded airflow, resulting in a reduced noise level compared to many known cooling fans."

The opinions provided by LLM in Scenario 1, Table 7.4 regarding "pressure drop" seem logical yet speculative, e.g., "leading to build up of dirt". These opinions, despite mentioning the causes and solutions, are not tied to a reference where further exploration could be done. In Scenario 3, we retrieve 250 facts that mention pressure drop from the knowledge base (as overviewed in Figure 7.3). In the knowledge graph visualised for pressure drop issue, blower assembly, centrifugal flow fan, and orifice assembly are claimed to decrease pressure drop, as per the patents [2] and [6] that could be explored further accordingly^{47, 48}. Likewise, various solutions seem to reduce pressure drop and each of these could be explored according to the context of the design process. These explicit facts are also well summarised by the LLM as in Scenario 3, Table 7.4.

APPENDIX I

DOCUMENT

(Instruction: Read through the document)

PATENT NUMBER

4130641

TITLE

Induction of interferon production by modified nucleic acid complexes

ABSTRACT

The present invention relates to the induction of interferon production in the cells of living organisms, including human beings. According to the invention, nucleic acid complexes, such as the polyribonucleosinate and polycytidylylate complex, are modified to yield unpaired bases along the polycytidylylate strand which render the complexes more readily hydrolyzable by nucleases present in living cells. The modified complexes retain their ability to stimulate interferon release by the cells but are rendered more vulnerable to destruction within the cells, the modified complexes being significantly less toxic than the original complexes. In addition, polyinosinate strand now has been prepared to contain 5-16% 2'-O-methyl inosinate residues, designated as n. The new complex n-rCn exhibits 100 fold more activity than rIn-rCn as an interferon inducer in human cells.

BACKGROUND OF THE INVENTION

In addition, now a new type of hypoxanthine polynucleotides has been synthesized from a mixture of inosine 5 diphosphates and 2-O-methylinosine 5 diphosphates with M. leucon polynucleotide phosphorylase. The procedure is similar to that previously disclosed from the laboratories. This type of hypoxanthine polynucleotides contain 5-16% 2'-O-methylinosine residues together with 95-84% inosine residues correspondingly, designated as n. These complexes, n-rCn, are 100 fold more active than the rIn-rCn as interferon inducers to human cells. Apparently this modification of the backbone of polynucleotide strand has a pronounced enhancement effect, therefore a less amount of a rCn is needed than rIn-rCn in protecting the human cells against viral diseases.

SUMMARY OF THE INVENTION

It is a further object of the invention to provide therapeutic agents comprised of complexes which are rapidly hydrolyzable by enzymatic activity in living cells after induction of interferon production therein.

BRIEF DESCRIPTION OF THE DRAWINGS

FIG 1 is a graphic illustration of an elution pattern from a Sephadex G50 column of a hydrolyzate of m by RNase T1, the designations Fr. 1-6 indicating fractions 1 through 6.

DESCRIPTION OF THE PREFERRED EMBODIMENTS

Exposure of an organism to massive dosages of either the unmodified rIn-rCn or the modified complexes results in toxic effects due to the inability of the organism to effectively dispose of said substances within a sufficiently short period of time. However, those dosages normally associated with therapeutic practice are rendered harmless with the modified complexes through enzymatic hydrolysis in the cells much more readily than in the unmodified rIn-rCn. Modification of the backbone of the nucleic acid complexes can even produce greater induction capability as is evidenced by the n-rCn complex which exhibits 100 fold more activity than rIn-rCn as an interferon inducer in human cells. Effective dosages of these modified complexes vary depending on the interferon induction capability and hydrolysis rates thereof, a range of from 1 to 100 µg/ml/gram of body weight being safely and effectively administered, for example, to mice. Such concentration of the unmodified rIn-rCn complex are highly toxic.

Source, Composition, and Preparation of Substances Used

Hydrolysis of nucleic acid complexes and the ternary complexes with polysins by pancreas RNase

rIn-rCn m-rCn, rIn-rCn, rIn-48 G-p and their complexes with Land d polypolysine were prepared as mentioned above. The nucleotide concentration used was 1×10⁻⁵ M, and the ratio of phosphate to nitrogen was 1 : 1. The low nucleotide concentration was employed to avoid precipitation of the complex by polysins. Bovine pancreas RNase was dissolved in distilled water to a concentration of 1mg/ml, and of the enzyme solution was then added to 36 ml. of the complex solution and mixed well. The mixture was kept at room temperature its absorption spectra was recorded at appropriate time intervals using a cell with a 10 cm path length.

DOCUMENT HEADINGS

(Instruction: Check the headings that must be discarded)

☐ TITLE

☐ ABSTRACT

☒ BACKGROUND OF THE INVENTION

☐ SUMMARY OF THE INVENTION

☒ BRIEF DESCRIPTION OF THE DRAWINGS

☐ DESCRIPTION OF THE PREFERRED EMBODIMENTS

☒ Source, Composition, and Preparation of Substances Used

☒ Hydrolysis of nucleic acid complexes and the ternary complexes with polysins by pancreas RNase

☒ Physico-chemical properties

☒ Biological studies

☒ Interpretation of Results

☒ rIn-rCn Complexes containing unpaired bases

☒ Oligo I-rCn and rIn-oligo C complexes, the effect of strand interruption

☒ Relative rates of enzymic hydrolysis of several complexes with similar interferon inducing activities

☐ CLAIM

Submit

DOCUMENT

(Instruction: Read through the document)

PATENT NUMBER

4130641

TITLE

Induction of interferon production by modified nucleic acid complexes

ABSTRACT

The present invention relates to the induction of interferon production in the cells of living organisms, including human beings. According to the invention, nucleic acid complexes, such as the polyribonucleosinate and polycytidylylate complex, are modified to yield unpaired bases along the polycytidylylate strand which render the complexes more readily hydrolyzable by nucleases present in living cells. The modified complexes retain their ability to stimulate interferon release by the cells but are rendered more vulnerable to destruction within the cells, the modified complexes being significantly less toxic than the original complexes. In addition, polyinosinate strand now has been prepared to contain 5-16% 2'-O-methyl inosinate residues, designated as n. The new complex n-rCn exhibits 100 fold more activity than rIn-rCn as an interferon inducer in human cells.

SUMMARY OF THE INVENTION

It is a further object of the invention to provide therapeutic agents comprised of complexes which are rapidly hydrolyzable by enzymatic activity in living cells after induction of interferon production therein.

DESCRIPTION OF THE PREFERRED EMBODIMENTS

Exposure of an organism to massive dosages of either the unmodified rIn-rCn or the modified complexes results in toxic effects due to the inability of the organism to effectively dispose of said substances within a sufficiently short period of time. However, those dosages normally associated with therapeutic practice are rendered harmless with the modified complexes through enzymatic hydrolysis in the cells much more readily than in the unmodified rIn-rCn. Modification of the backbone of the nucleic acid complexes can even produce greater induction capability as is evidenced by the n-rCn complex which exhibits 100 fold more activity than rIn-rCn as an interferon inducer in human cells. Effective dosages of these modified complexes vary depending on the interferon induction capability and hydrolysis rates thereof, a range of from 1 to 100 µg/ml/gram of body weight being safely and effectively administered, for example, to mice. Such concentration of the unmodified rIn-rCn complex are highly toxic.

CLAIM

A method S, wherein the complex is polypoly.

SKIP TO THE END OF THE PAGE

PATENT NUMBER

Sentence: 4130641

TITLE

Sentence: Induction of interferon production by modified nucleic acid complexes

ABSTRACT

The present invention relates to the induction of interferon production in the cells of living organisms, including human beings.

According to the invention, nucleic acid complexes, such as the polyribonucleosinate and polycytidylylate complex, are modified to yield unpaired bases along the polycytidylylate strand which render the complexes more readily hydrolyzable by nucleases present in living cells.

The modified complexes retain their ability to stimulate interferon release by the cells but are rendered more vulnerable to destruction within the cells, the modified complexes being significantly less toxic than the original complexes.

SUMMARY OF THE INVENTION

It is a further object of the invention to provide therapeutic agents comprised of complexes which are rapidly hydrolyzable by enzymatic activity in living cells after induction of interferon production therein.

DESCRIPTION OF THE PREFERRED EMBODIMENTS

Exposure of an organism to massive dosages of either the unmodified rIn-rCn or the modified complexes results in toxic effects due to the inability of the organism to effectively dispose of said substances within a sufficiently short period of time.

However, those dosages normally associated with therapeutic practice are rendered harmless with the modified complexes through enzymatic hydrolysis in the cells much more readily than in the unmodified rIn-rCn.

Modification of the backbone of the nucleic acid complexes can even produce greater induction capability as is evidenced by the n-rCn complex which exhibits 100 fold more activity than rIn-rCn as an interferon inducer in human cells.

CLAIM

A method S, wherein the complex is polypoly.

Induction of interferon production by modified nucleic acid complexes

Go to the Next Sentence

Go to the Previous Sentence

Induction (0) : of (1) : interferon production (2)

Induction (0) : by (3) : modified nucleic acid complexes (4)

The present invention relates to the induction of interferon production in the cells of living organisms including human beings

Go to the Next Sentence

Go to the Previous Sentence

The present invention (0) : relates (3) to (2) : the induction (3)

the induction (3) : of (4) : interferon production (5)

interferon production (5) : in (8) : the cells (7)

the cells (7) : of (8) : living organisms (9)

living organisms (9) : including (11) : human beings (12)

According to the invention, nucleic acid complexes, such as the polyribonucleosinate and polycytidylylate complex, are modified to yield unpaired bases along the polycytidylylate strand which render the complexes more readily hydrolyzable by nucleases present in living cells

Go to the Next Sentence

Go to the Previous Sentence

nucleic acid complexes (4) : According (3) to (1) : the invention (2)

nucleic acid complexes (4) : such (5) as (7) : the polyribonucleosinate and polycytidylylate complex (8)

nucleic acid complexes (4) : are (10) modified (11) to (12) yield (13) : unpaired bases (14)

the polycytidylylate strand (17) : render (19) : the complexes (20)

nucleases (25) : present (26) in (27) : living cells (28)

SKIP TO THE END OF THE PAGE

PATENT NUMBER

Sentence: 4130641

TITLE

Sentence: Induction of interferon production by modified nucleic acid complexes

ABSTRACT

The present invention relates to the induction of interferon production in the cells of living organisms, including human beings.

According to the invention, nucleic acid complexes, such as the polyribonucleosinate and polycytidylylate complex, are modified to yield unpaired bases along the polycytidylylate strand which render the complexes more readily hydrolyzable by nucleases present in living cells.

The modified complexes retain their ability to stimulate interferon release by the cells but are rendered more vulnerable to destruction within the cells, the modified complexes being significantly less toxic than the original complexes.

SUMMARY OF THE INVENTION

It is a further object of the invention to provide therapeutic agents comprised of complexes which are rapidly hydrolyzable by enzymatic activity in living cells after induction of interferon production therein.

DESCRIPTION OF THE PREFERRED EMBODIMENTS

Exposure of an organism to massive dosages of either the unmodified rIn-rCn or the modified complexes results in toxic effects due to the inability of the organism to effectively dispose of said substances within a sufficiently short period of time.

However, those dosages normally associated with therapeutic practice are rendered harmless with the modified complexes through enzymatic hydrolysis in the cells much more readily than in the unmodified rIn-rCn.

Modification of the backbone of the nucleic acid complexes can even produce greater induction capability as is evidenced by the n-rCn complex which exhibits 100 fold more activity than rIn-rCn as an interferon inducer in human cells.

Effective dosages of these modified complexes vary depending on the interferon induction capability and hydrolysis rates thereof, a range of from 1 to 100 µg/ml/gram of body weight being safely and effectively administered, for example, to mice.

Such concentration of the unmodified rIn-rCn complex are highly toxic.

Figure A1: Tagging Interface: a) selecting the headings that must be discarded; b) examining the sentences to evolve formatting rules; c) identifying facts and d) verifying facts.

References

- Cascini, G., Neri, F., 2004. MULTILINGUAL PATENTS ANALYSIS AND CLASSIFICATION, in: TRIZ Future Conference 2004, Proceedings e Report. Firenze university press, Italy, pp. 199–210.
- Chen, C., Tao, Y., Li, Y., Liu, Q., Li, S., Tang, Z., 2021. A structure-function knowledge extraction method for bio-inspired design. COMPUTERS IN INDUSTRY. <https://doi.org/10.1016/j.compind.2021.103402>
- Dimassi, S., Demoly, F., Cruz, C., Qi, H.J., Kim, K.-Y., Andre, J.-C., Gomes, S., 2021. An ontology-based framework to formalize and represent 4D printing knowledge in design. COMPUTERS IN INDUSTRY. <https://doi.org/10.1016/j.compind.2020.103374>
- Fatfouta, N., le-Cardinal, J.S., 2021. An ontology-based knowledge management approach supporting simulation-aided design for car crash simulation in the development phase. COMPUTERS IN INDUSTRY. <https://doi.org/10.1016/j.compind.2020.103344>
- Huet, A., Pinquie, R., Veron, P., Mallet, A., Segonds, F., 2021. CACDA: A knowledge graph for a context-aware cognitive design assistant. COMPUTERS IN INDUSTRY. <https://doi.org/10.1016/j.compind.2020.103377>
- Jang, H., Jeong, Y., Yoon, B., 2021. TechWord: Development of a technology lexical database for structuring textual technology information based on natural language processing. EXPERT SYSTEMS WITH APPLICATIONS. <https://doi.org/10.1016/j.eswa.2020.114042>
- Siddharth, L., Blessing, L., Luo, J., 2022. Natural language processing in-and-for design research. Design Science 8, e21. <https://doi.org/10.1017/dsj.2022.16>
- Siddharth, L., Blessing, L.T.M., Wood, K.L., Luo, J., 2021. Engineering Knowledge Graph From Patent Database. Journal of Computing and Information Science in Engineering 22. <https://doi.org/10.1115/1.4052293>
- Sun, Y., Liu, W., Cao, G., Peng, Q., Gu, J., Fu, J., 2022. Effective design knowledge abstraction from Chinese patents based on a meta-model of the patent design knowledge graph. Computers in Industry 142, 103749. <https://doi.org/10.1016/j.compind.2022.103749>
- Trappey, C.V., Trappey, A.J.C., Peng, H.-Y., Lin, L.-D., Wang, T.-M., 2014. A knowledge centric methodology for dental implant technology assessment using ontology based patent analysis and clinical meta-analysis. ADVANCED ENGINEERING INFORMATICS. <https://doi.org/10.1016/j.aei.2014.03.001>
- Wang, R., Cheung, C.F., 2023. Knowledge graph embedding learning system for defect diagnosis in additive manufacturing. Computers in Industry 149, 103912. <https://doi.org/10.1016/j.compind.2023.103912>
- Xu, X., Cai, H., 2021. Ontology and rule-based natural language processing approach for interpreting textual regulations on underground utility infrastructure. ADVANCED ENGINEERING INFORMATICS. <https://doi.org/10.1016/j.aei.2021.101288>
- Yang, J., Kim, E., Hur, M., Cho, S., Han, M., Seo, I., 2018. Knowledge extraction and visualization of digital design process. EXPERT SYSTEMS WITH APPLICATIONS. <https://doi.org/10.1016/j.eswa.2017.09.002>
- Zhang, Y., Zhang, S., Huang, R., Huang, B., Liang, J., Zhang, H., Wang, Z., 2022. Combining deep learning with knowledge graph for macro process planning. Computers in Industry 140, 103668. <https://doi.org/10.1016/j.compind.2022.103668>
- Zuo, H., Yin, Y., Childs, P., 2022. Patent-KG: Patent Knowledge Graph Extraction for Engineering Design. Proceedings of the Design Society 2, 821–830. <https://doi.org/10.1017/pds.2022.84>

¹ LLMs - https://huggingface.co/models?pipeline_tag=text2text-generation&language=en&other=text-generation-inference&sort=downloads

² GPT v3.5 Turbo - <https://platform.openai.com/docs/models/gpt-3-5-turbo>

³ Pill assembly for pill packaging and delivery systems - <https://patents.google.com/patent/US9428314B2/>

⁴ Automated dispensary apparatus for dispensing pills - <https://patents.google.com/patent/US8862266B2/>

⁵ Systems and methods for storing and dispensing medication - <https://patents.google.com/patent/US9779216B2/>

⁶ Computerized unit dose medication dispensing cart - <https://patents.google.com/patent/US6175779B1/>

⁷ Medicament dispenser and associated methods - <https://patents.google.com/patent/US9145254B2/>

⁸ The sentence is taken from the patent “Amylase variants” - <https://patents.google.com/patent/US6867031B2/>

⁹ Patents View Data Download - <https://patentsview.org/download/data-download-tables>

¹⁰ Domains - <https://zenodo.org/doi/10.5281/zenodo.4779831>

¹¹ Cooperative Patent Classification (CPC) Scheme - <https://www.uspto.gov/web/patents/classification/cpc/html/cpc.html>

¹² Sample-size calculator - <https://www.qualtrics.com/au/experience-management/research/determine-sample-size/>

¹³ An example page for patent description - <https://patents.google.com/patent/US20170296880A1>

¹⁴ Frequent headings -

https://github.com/siddharthl93/design_kgex/blob/3d3ca997242a1f4476d1372891c474196cebbe9b/sample_headings.csv

¹⁵ Circular subdivisions parking/biking lane, elimination of storm drains, and walkable community development provisions - <https://patents.google.com/patent/US7347642B1/>

¹⁶ spaCy Transformers - https://spacy.io/models/en#en_core_web_trf

¹⁷ While identifying the facts, we exclude numbers and patent-centric terms like “thereby”, “said” e.g., “...material is inserted by said injection molding device...”. We exclude phrases like “can be”, “so that”, “such that” etc., to shorten relationships. We also exclude ambiguous pronouns like “it”, “they”, “them”, and “any” etc., except for “which” or “that”.

¹⁸ Phosphite in MgX.sub.2 supported TiX.sub.3 /AlCl.sub.3 catalyst system - <https://patents.google.com/patent/US4130503/>

-
- ¹⁹ Thin film magnetic recording media - <https://patents.google.com/patent/US7208204/>
- ²⁰ Power supply apparatus for slide door in motor vehicle - <https://patents.google.com/patent/US6575760/>
- ²¹ Gas economizer - <https://patents.google.com/patent/US4090466/>
- ²² Acid electroplating bath - <https://patents.google.com/patent/US4073701/>
- ²³ Single crystal group III nitride articles and method of producing same by HVPE method incorporating a polycrystalline layer for yield enhancement - <https://patents.google.com/patent/US8637848/>
- ²⁴ Nonvolatile memory device having self refresh function - <https://patents.google.com/patent/US5347486/>
- ²⁵ Installation for manufacturing registration carriers - <https://patents.google.com/patent/US5451155/>
- ²⁶ Torque or force amplifying actuator and method for controlling actuator - <https://patents.google.com/patent/US5791228/>
- ²⁷ Beer keg cooling container - <https://patents.google.com/patent/US4042142/>
- ²⁸ Methods of treating colitis involving IL 13 and NK T cells - <https://patents.google.com/patent/US8173123/>
- ²⁹ Phosphite in MgX.sub.2 supported TiX.sub.3 /AlCl.sub.3 catalyst system - <https://patents.google.com/patent/US4130503/>
- ³⁰ Scanning files using direct file system access - <https://patents.google.com/patent/US7860850/>
- ³¹ Adjustment method of optimum write power and optical write/retrieval device - <https://patents.google.com/patent/US7978576B2/>
- ³² roBERTa for Sequence Classification - https://huggingface.co/docs/transformers/model_doc/roberta#transformers.RobertaForSequenceClassification
- ³³ Training Module by spaCy - <https://spacy.io/usage/training>
- ³⁴ spaCy Training Configuration - <https://spacy.io/usage/training#config>
- ³⁵ BERT - https://huggingface.co/docs/transformers/model_doc/bert
- ³⁶ Parts of Speech (POS) tags and definitions - https://www.ling.upenn.edu/courses/Fall_2003/ling001/penn_treebank_pos.html
- ³⁷ Syntactic dependencies - https://downloads.cs.stanford.edu/nlp/software/dependencies_manual.pdf
- ³⁸ MLP classifier - https://scikit-learn.org/stable/modules/generated/sklearn.neural_network.MLPClassifier.html
- ³⁹ BERT for masked-language modelling - https://huggingface.co/docs/transformers/model_doc/bert#transformers.BertForMaskedLM
- ⁴⁰ Uniform Manifold Approximation and Projection - https://umap-learn.readthedocs.io/en/latest/how_umap_works.html
- ⁴¹ Stator-vane structure and turbofan engine - <https://patents.google.com/patent/US10508560B2/>
- ⁴² DGL Convolutional Layers - <https://docs.dgl.ai/api/python/nn-pytorch.html>
- ⁴³ Design_kgex package that is published in PyPI - <https://pypi.org/project/design-kgex/>
- ⁴⁴ Instructions to use design_kgex python package - https://github.com/siddharth193/design_kgex/blob/dbcfca075d8fb3e96c54856cd50123a55e17dd69/README.md
- ⁴⁵ System and method involving a variable speed cooling fan used with a compressor and an internal combustion engine - <https://patents.google.com/patent/US11002175>
- ⁴⁶ Improving Fan System Performance - <https://www.nrel.gov/docs/fy03osti/29166.pdf>
- ⁴⁷ Centrifugal flow fan and fan/orifice assembly - <https://patents.google.com/patent/US6042335>
- ⁴⁸ HVAC system inlet assembly - <https://patents.google.com/patent/US10723196>
- ⁴⁹ Fan inlet flow controller - <https://patents.google.com/patent/US6193011>
- ⁵⁰ Centrifugal fan, cooling mechanism, and apparatus furnished with the cooling mechanism - <https://patents.google.com/patent/US7481616>