

# Towards Populating Generalizable Engineering Design Knowledge

L. Siddharth<sup>✉</sup>, Jianxi Luo

*Data-Driven Innovation Lab, Engineering Product Development Pillar,  
Singapore University of Technology Design, 8, Somapah Road, Singapore - 487372*

---

## Abstract

Aiming to populate generalizable engineering design knowledge, we propose a method to extract facts of the form  $\langle \text{head entity}, \text{relationship}, \text{tail entity} \rangle$  from sentences found in patent documents. These facts could be combined within and across patent documents to form knowledge graphs that serve as schemes for representing as well as storing design knowledge. Existing methods in engineering design literature often utilise a set of predefined relationships to populate triples that are statistical approximations rather than facts. In our method, we train a tagger to identify both entities and relationships from a sentence. Given a pair of entities, we train another tagger to identify the specific relationship tokens. For training these taggers, we manually construct a dataset of 44,227 sentences and corresponding facts. We benchmark our method against two typically recommended approaches. We apply our method by extracting facts from sentences found in patents related to fan systems. We build a knowledge base using these facts to demonstrate how domain ontologies could be constructed and contextualised knowledge of subsystems could be visualised. We then search the knowledge base for key issues prevailing in fan systems. We organize the responses into knowledge graphs and hold a comparative discussion against the opinions about the key issues from ChatGPT.

**Keywords:** Design Knowledge; Graph Neural Networks; Transformers; Token Embeddings; Token Classification; Edge Classification; Knowledge Extraction.

---

<sup>✉</sup> [siddharth\\_l@mymail.sutd.edu.sg](mailto:siddharth_l@mymail.sutd.edu.sg), [siddharthl.iitrpr.sutd@gmail.com](mailto:siddharthl.iitrpr.sutd@gmail.com)

# 1. Background

Engineering design knowledge is largely documented as natural language text, which also provides context for other modes of documentation such as images, drawings, videos, numerical data, qualitative data, flowcharts etc. It is well understood that extraction of knowledge from these sources, especially text documents, is imperative to aiding knowledge-intensive tasks in the design process. Existing methods in engineering design literature adopt state-of-the-art Natural Language Processing (NLP) techniques to extract design knowledge from text documents (Siddharth et al., 2022, pp. 14, 26). Yet, these methods largely stem from common-sense or universal notions of knowledge, suggesting a gap in theoretical understanding of design knowledge and how it is documented in natural language text.

Knowledge in any domain must be explicated using facts of the form *head entity :: relationship :: tail entity* or  $h :: r :: t$  or  $\langle h, r, t \rangle$  in order to be machine-readable and subsequently aid in knowledge-based applications. For example, using a table of temperatures and pressures of a system X measured in context Y, knowledge could be interpreted and explicated as *X temperature :: increases with :: X pressure*, *X temperature :: measured in :: Y context* and so on. While the fundamental notation  $h :: r :: t$  applies to design knowledge, the linguistic basis for the construction of entities ( $h$  and  $t$ ) and relationships ( $r$ ) is significantly broader and nuanced in comparison with common-sense knowledge. In Section 1.1, we briefly explain and illustrate design knowledge in reference to natural language text. In Section 1.2, we review various knowledge extraction methods proposed thus far in engineering design literature.

## 1.1. Design Knowledge

A piece of natural language text that is relevant to the design process is an embodiment of knowledge generated or utilized therein. While text organises and reveals bits of information in a linear fashion (Fox, 1987, pp. 1–5), the constituents of design knowledge that are embodied by natural language text could assume various structural forms as illustrated below.

“...the **transmission shaft** **has** an **operating end** that **extends out of** the **outer casing**...”

transmission shaft :: has :: operating end  
operating end :: extends out of :: outer casing

“...a **vegetable cutter** **comprises** a **cup body**, a **lid**, and a **blade assembly**...”

vegetable cutter :: comprises :: cup body  
vegetable cutter :: comprises :: lid  
vegetable cutter :: comprises :: blade assembly

“...the **temperature** at which **copper** **melts**...”

copper :: melts at :: temperature



In Figure 1, we illustrate different levels of design knowledge concerning thermostats: a) the law of thermal expansion; b) the working principle of a thermostat; c) the implementation of thermostat in an artefact<sup>2</sup>. A typical thermostat comprises a coiled bi-metallic spring (Figure 1b) that expands or contracts (Figure 1a) to cause a mercury switch to open/close an electric circuit (Figure 1b). In a specific implementation (Figure 1c), a thermostat is deployed in a cooling system along with other sensors like a camera, gyroscope, CO<sub>2</sub> etc. Design knowledge, at different levels of generalizability as above, is communicated in different sources as follows.

Physical Laws	>	Archetypes	>	Artefacts	>	Case Studies	>	Usage Scenarios
(Science Textbooks)		(Engineering Textbooks)		(Patents Documents, Handbooks)		(Scientific Articles, Technical Reports)		(Consumer Opinions)

The physical laws like thermal expansion (as shown in Figure 1a) are communicated in science textbooks that apply to all working principles and thus form the core of engineering design knowledge. The archetypes like thermostats (explained in engineering textbooks) conform to standard working principles, which are often modified and implemented in various artefacts, as described in organisational handbooks and patent documents. The behaviour of artefacts in specific conditions as documented in scientific articles (Moreno et al., 2013), technical reports (Siddharth et al., 2020), and consumer opinions (Suryadi and Kim, 2019) represent further contextualised pieces of design knowledge. Scholars have been proposing various methods to extract design knowledge from a variety of these sources, as we review some contributions below.

## 1.2. Knowledge Extraction

The methods for extracting design knowledge from text documents involve the application of one or more NLP techniques to identify entities and associating these using one among a set of predefined relationships. Cascini and Neri (2004, pp. 201, 202) built a tool called Pat-Analyzer to document the functional (e.g., ‘transmit’, ‘reduce’) and positional (e.g., ‘contact’, ‘not contact’) interactions among components, which are mined from patent documents using syntactic properties such as noun + noun, noun + preposition + noun etc., (2004, p. 205).

Hsieh et al. (2011, pp. 290–292) leverage the table of contents, definitions, and index from an earthquake engineering handbook to extract concepts at different levels of abstraction. They associate these concepts using ‘is a’, ‘has a’. Fantoni et al. (2013, pp. 323–327) analyse a patent<sup>3</sup> to extract functions, behaviours, and structures based on parts-of-speech patterns, e.g., occurrences like ‘to – verb’ referring to function. Yan et al. (2014, p. 24) model a physical effect as a transition

between two states, e.g., ‘water’ → ‘evaporation’ → ‘liquid vapor’. They generalize a physical effect as one of the following types: ‘add substance’, ‘modify substance’, ‘add field’, and ‘modify field’.

Trappey et al. (2014, pp. 155, 156) adopt the TF-IDF approach to extract keyphrases from patents and research articles concerning dental implants. They (2014, p. 158) build a domain ontology by linking these keyphrases using relationships such as ‘type of’, ‘consist of’, ‘the same as’, ‘has shape of’ etc. To aid in case-based retrieval, from an automotive case history, Xu et al. (2018, pp. 445–447) extract terms using TF-IDF and cluster these using k-means into groups such as faults, immediate measures, causes, and measures. Yang et al. (2018, pp. 209–212) compile 114,793 reports pertaining to the verification of digital pre-assembly of vehicle components to extract meaningful n-grams (e.g., brake pad) and associate these using relationships such as ‘isA’ and ‘isSameTo’.

Kestel et al. (2019, p. 296) obtain sentences from simulation documents concerning Finite Element Analysis and concatenate Parts-of-Speech (POS) tags<sup>4</sup> (e.g., ‘NN’) with the tokens in these. They also concatenate entity tags such as finite elements, cad parts, and model classes using a pre-trained entity recognition algorithm. Chen et al. (2020, pp. 3, 4) formalize design requirements in SysML using entity classes like ‘System’, ‘Component’, and ‘Rule’ and relationship classes like ‘hasComponent’, ‘conformTo’, ‘hasLength’, ‘setState’ etc.

To help manage human resources during the transition to Industry 4.0, Fareri et al. (2020, pp. 6, 7) examine 78 job descriptions within Whirlpool. They use regular expressions to mine technology-related terms like ‘actuator’, ‘actroid’ that are linked to Industry 4.0 technologies like ‘Tracking’, ‘Predictive Analytics’ (2020, p. 8) and classify job profiles (as 4.0 and non-4.0), which was found to be consistent with O\*NET (2020, p. 11). Xu and Cai (2021, pp. 4–6) develop an ontology for underground utility structures based on 300 sentences from policy documents. They apply pre-trained entity recognition algorithms to identify entities like “spatial entity”, “spatial entity modifier”, or “spatial lexical unit” and extract triples using the syntactic dependencies among the tokens in the sentence.

Huet et al. (2021, p. 9) organise a database of design rules and keywords using relationships such as ‘has\_keywords’, ‘has\_hyponym’, ‘has\_definition’ etc. To aid in biologically inspired design, Chen et al. (2021, pp. 4, 5) obtain sentences from the AskNature<sup>5</sup> database and tie syntactic dependencies (e.g., nsubj, dobj, nsubjpass) to constructs such as structure, function, and structure-function. Jang et al. (2021, pp. 4–6) extract nouns and verbs from the patent documents classified under B60 – Vehicles category. They form a network of these using syntactic dependencies and

filter the most representative terms. They then retrieve the synonyms of these terms and associate them using BERT-based similarity.

Jia et al. (2022, p. 7) rephrase issues into a design requirement, e.g., ‘???’ → ‘hasConstant’ → ‘temperature reading’ so that a suitable component could be retrieved from a domain knowledge base. Berdyugina and Cavallucci (2023) build a support tool for the Inventive Design Method (Cavallucci and Khomenko, 2007) that proposes extracting problems, partial solutions and parameters from patent documents and representing these using a graph. Upon processing 25 patents, they use gensim<sup>6</sup> to mine bigrams and trigrams, which they vectorize, cluster and summarize using Doc2Vec<sup>7</sup>, affinity propagation, and Latent Dirichlet Allocation (LDA) respectively (2023, pp. 2502–2504).

As summarized in Table 1, the above-reviewed contributions primarily differ in terms of the source data and the types of relationships that were used to extract domain knowledge. While patent documents are major sources of data, others include internal reports of simulations, verifications, case studies etc. Different from detailed artefact descriptions found in patent documents, sources like simulation documents or fault reports are less accessible and communicate design knowledge that is contextualised within specific subsystems of the artefact being developed and cases under which the artefact is tested.

Table 1: Summary of knowledge extraction methods.

Citation	Source Data	Relationship Types
(Cascini and Neri, 2004)	Patent Documents	Positional and Functional Interactions
(Hsieh et al., 2011)	Handbooks	‘is a’, ‘has a’
(Fantoni et al., 2013)	Patent Documents	Lexical Patterns
(Yan et al., 2014)	TRIZ	Physical Effects
(Trappey et al., 2014)	Patent Documents, Research Articles	‘type of’, ‘consist of’, ‘the same as’, ‘has shape of’...
(Yang et al., 2018)	Pre-Assembly Verification Reports	‘isA’, ‘isSameTo’...
(Kestel et al., 2019)	FEA Reports	Syntactic Dependencies
(Chen et al., 2020)	Design Requirements	‘hasComponent’, ‘conformTo’, ‘hasLength’...
(Huet et al., 2021)	Design Rules	‘has_keywords’, ‘has_hyponym’, ‘has_definition’...
(Xu and Cai, 2021)	Policy Documents	Syntactic Dependencies
(Chen et al., 2021)	AskNature	Syntactic Dependencies
(Jang et al., 2021)	Patent Documents	Syntactic Dependencies
(Jia et al., 2022)	Design Cases	‘hasMaterial’, ‘hasThickness’, ‘hasShape’...

While entities are extracted based on lexical and syntactic properties (e.g., noun phrases), the relationships that are used to associate these entities have largely been predefined or presupposed by the experts (e.g., syntactic dependencies, ‘hasMaterial’, ‘usedFor’). Revisiting the earlier example, we illustrate below how knowledge varies when extracted from text verbatim as opposed to via predefined relationships.

“...a vegetable cutter comprises a cup body, a lid, and a blade assembly...”	vegetable cutter :: comprises :: cup body vegetable cutter :: comprises :: lid vegetable cutter :: comprises :: blade assembly	vegetable cutter :: hasComponent :: cup body vegetable cutter :: hasComponent :: lid vegetable cutter :: hasComponent :: blade assembly
“...the transmission shaft has an operating end that extends out of the outer casing...”	transmission shaft :: has :: operating end operating end :: extends out of :: outer casing	transmission shaft :: hasAttribute :: operating end operating end :: ??? :: outer casing
“...the temperature at which copper melts...”	copper :: melts at :: temperature	copper :: ??? :: temperature

While the relationship – ‘has’ between ‘transmission shaft’ and ‘operating end’ appears equivalent to a predefined relation – ‘hasAttribute’, it is less likely that ‘extends out of’ or ‘melts at’ could be predefined. Triples resulting from predefined relationships represent statistical approximations rather than facts. In a design environment, the actual relationship between ‘transmission shaft’ and ‘outer casing’ is necessary to resolving issues in either of these components.

Our position in terms of design knowledge extraction radically differs from the literature, in that, natural language text not only explicates entities but also relationships among these. In our earlier work, we exploited the lexical and syntactic properties of patent claims to identify entities using Parts-of-Speech (POS) tags such as ‘DT’ – Determiner or ‘CD’ – Cardinal Number. We then associated the entities using the verbs that occur between these (Siddharth et al., 2021, pp. 3, 4). Since relationships could often be composed of combinations of verbs, prepositions, and adjectives (e.g., ‘melts at’), our earlier work accounts for several false negatives. However, it demonstrates that relationships need not be inferred or predicted from predefined alternatives.

In this article, we propose a method to extract facts ( $h :: r :: t$ ) from sentences found in patent documents. These facts could be combined within and across patents into a knowledge graphs that represent ‘true’ design knowledge. Such knowledge graphs, as we demonstrate later in this article, could be examined to retrieve generalizable knowledge (e.g., ontology) within a domain, contextualised knowledge of subsystems and issues occurred in these. We expect our work to be a significant step towards populating generalizable engineering design knowledge.

## 2. Outline

The objective of our work is to propose a method to extract facts (h :: r :: t) from sentences found in patent documents. Given a sentence<sup>8</sup> as in Figure 2-1, we intend to identify the tokens that represent entities and relationships. Given a pair of entities, we intend to identify the tokens that denote the relationship between the pair. Also indicated in Figure 2-1, the facts extracted in a sentence could be combined into a knowledge graph. In Figure 2-2, we overview the research methodology, which is explained in Sections 2.1 & 2.2.

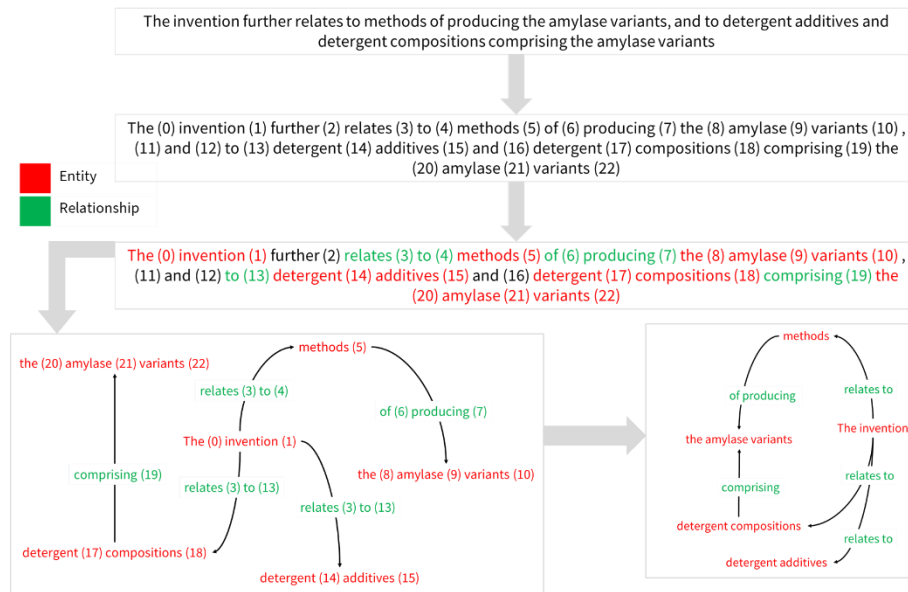


Figure 2-1: Research Objective

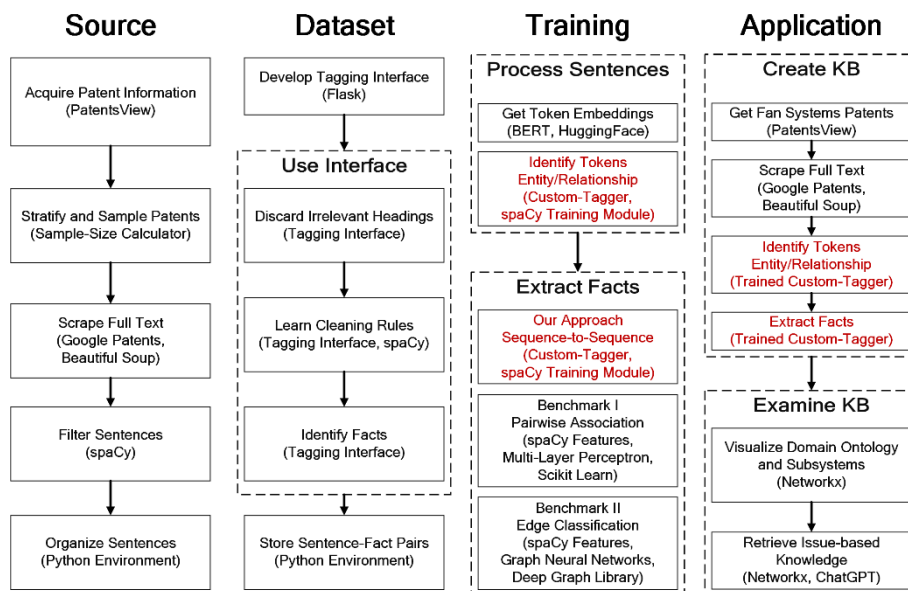


Figure 2-2: Research Methodology



DOCUMENT

(Instructions: Read through the document)

PATENT NUMBER

4130641

TITLE

Induction of interferon production by modified nucleic acid complexes

ABSTRACT

The present invention relates to the induction of interferon production in the cells of living organisms, including human beings. According to the invention, nucleic acid complexes, such as the polyribonucleoside and polyglycidylate complex, are modified to yield unpaired bases, along the polyglycidylate strand which render the complexes more readily hydrolyzable by nucleases present in living cells. The modified complexes retain their ability to stimulate interferon release by the cells but are rendered more vulnerable to destruction within the cells, the modified complexes being significantly less toxic than the original complexes. In addition, polyinosinate strand now has been prepared to contain 5' 16% 2' O methyl inosinate residues, designated as n. The new complex n-Cn exhibits 100 fold more activity than rn-Cn as an interferon inducer in human cells.

**BACKGROUND OF THE INVENTION**

In addition, now a new type of hypoxanthine polymyxin derivative has been synthesized from a mixture of inosine 5' diphosphate and 2' O methylinosine 5' diphosphate with 14, 16, 18, 20, 22, 24, 26, 28, 30, 32, 34, 36, 38, 40, 42, 44, 46, 48, 50, 52, 54, 56, 58, 60, 62, 64, 66, 68, 70, 72, 74, 76, 78, 80, 82, 84, 86, 88, 90, 92, 94, 96, 98, 100, 102, 104, 106, 108, 110, 112, 114, 116, 118, 120, 122, 124, 126, 128, 130, 132, 134, 136, 138, 140, 142, 144, 146, 148, 150, 152, 154, 156, 158, 160, 162, 164, 166, 168, 170, 172, 174, 176, 178, 180, 182, 184, 186, 188, 190, 192, 194, 196, 198, 200, 202, 204, 206, 208, 210, 212, 214, 216, 218, 220, 222, 224, 226, 228, 230, 232, 234, 236, 238, 240, 242, 244, 246, 248, 250, 252, 254, 256, 258, 260, 262, 264, 266, 268, 270, 272, 274, 276, 278, 280, 282, 284, 286, 288, 290, 292, 294, 296, 298, 300, 302, 304, 306, 308, 310, 312, 314, 316, 318, 320, 322, 324, 326, 328, 330, 332, 334, 336, 338, 340, 342, 344, 346, 348, 350, 352, 354, 356, 358, 360, 362, 364, 366, 368, 370, 372, 374, 376, 378, 380, 382, 384, 386, 388, 390, 392, 394, 396, 398, 400, 402, 404, 406, 408, 410, 412, 414, 416, 418, 420, 422, 424, 426, 428, 430, 432, 434, 436, 438, 440, 442, 444, 446, 448, 450, 452, 454, 456, 458, 460, 462, 464, 466, 468, 470, 472, 474, 476, 478, 480, 482, 484, 486, 488, 490, 492, 494, 496, 498, 500, 502, 504, 506, 508, 510, 512, 514, 516, 518, 520, 522, 524, 526, 528, 530, 532, 534, 536, 538, 540, 542, 544, 546, 548, 550, 552, 554, 556, 558, 560, 562, 564, 566, 568, 570, 572, 574, 576, 578, 580, 582, 584, 586, 588, 590, 592, 594, 596, 598, 600, 602, 604, 606, 608, 610, 612, 614, 616, 618, 620, 622, 624, 626, 628, 630, 632, 634, 636, 638, 640, 642, 644, 646, 648, 650, 652, 654, 656, 658, 660, 662, 664, 666, 668, 670, 672, 674, 676, 678, 680, 682, 684, 686, 688, 690, 692, 694, 696, 698, 700, 702, 704, 706, 708, 710, 712, 714, 716, 718, 720, 722, 724, 726, 728, 730, 732, 734, 736, 738, 740, 742, 744, 746, 748, 750, 752, 754, 756, 758, 760, 762, 764, 766, 768, 770, 772, 774, 776, 778, 780, 782, 784, 786, 788, 790, 792, 794, 796, 798, 800, 802, 804, 806, 808, 810, 812, 814, 816, 818, 820, 822, 824, 826, 828, 830, 832, 834, 836, 838, 840, 842, 844, 846, 848, 850, 852, 854, 856, 858, 860, 862, 864, 866, 868, 870, 872, 874, 876, 878, 880, 882, 884, 886, 888, 890, 892, 894, 896, 898, 900, 902, 904, 906, 908, 910, 912, 914, 916, 918, 920, 922, 924, 926, 928, 930, 932, 934, 936, 938, 940, 942, 944, 946, 948, 950, 952, 954, 956, 958, 960, 962, 964, 966, 968, 970, 972, 974, 976, 978, 980, 982, 984, 986, 988, 990, 992, 994, 996, 998, 1000, 1002, 1004, 1006, 1008, 1010, 1012, 1014, 1016, 1018, 1020, 1022, 1024, 1026, 1028, 1030, 1032, 1034, 1036, 1038, 1040, 1042, 1044, 1046, 1048, 1050, 1052, 1054, 1056, 1058, 1060, 1062, 1064, 1066, 1068, 1070, 1072, 1074, 1076, 1078, 1080, 1082, 1084, 1086, 1088, 1090, 1092, 1094, 1096, 1098, 1100, 1102, 1104, 1106, 1108, 1110, 1112, 1114, 1116, 1118, 1120, 1122, 1124, 1126, 1128, 1130, 1132, 1134, 1136, 1138, 1140, 1142, 1144, 1146, 1148, 1150, 1152, 1154, 1156, 1158, 1160, 1162, 1164, 1166, 1168, 1170, 1172, 1174, 1176, 1178, 1180, 1182, 1184, 1186, 1188, 1190, 1192, 1194, 1196, 1198, 1200, 1202, 1204, 1206, 1208, 1210, 1212, 1214, 1216, 1218, 1220, 1222, 1224, 1226, 1228, 1230, 1232, 1234, 1236, 1238, 1240, 1242, 1244, 1246, 1248, 1250, 1252, 1254, 1256, 1258, 1260, 1262, 1264, 1266, 1268, 1270, 1272, 1274, 1276, 1278, 1280, 1282, 1284, 1286, 1288, 1290, 1292, 1294, 1296, 1298, 1300, 1302, 1304, 1306, 1308, 1310, 1312, 1314, 1316, 1318, 1320, 1322, 1324, 1326, 1328, 1330, 1332, 1334, 1336, 1338, 1340, 1342, 1344, 1346, 1348, 1350, 1352, 1354, 1356, 1358, 1360, 1362, 1364, 1366, 1368, 1370, 1372, 1374, 1376, 1378, 1380, 1382, 1384, 1386, 1388, 1390, 1392, 1394, 1396, 1398, 1400, 1402, 1404, 1406, 1408, 1410, 1412, 1414, 1416, 1418, 1420, 1422, 1424, 1426, 1428, 1430, 1432, 1434, 1436, 1438, 1440, 1442, 1444, 1446, 1448, 1450, 1452, 1454, 1456, 1458, 1460, 1462, 1464, 1466, 1468, 1470, 1472, 1474, 1476, 1478, 1480, 1482, 1484, 1486, 1488, 1490, 1492, 1494, 1496, 1498, 1500, 1502, 1504, 1506, 1508, 1510, 1512, 1514, 1516, 1518, 1520, 1522, 1524, 1526, 1528, 1530, 1532, 1534, 1536, 1538, 1540, 1542, 1544, 1546, 1548, 1550, 1552, 1554, 1556, 1558, 1560, 1562, 1564, 1566, 1568, 1570, 1572, 1574, 1576, 1578, 1580, 1582, 1584, 1586, 1588, 1590, 1592, 1594, 1596, 1598, 1600, 1602, 1604, 1606, 1608, 1610, 1612, 1614, 1616, 1618, 1620, 1622, 1624, 1626, 1628, 1630, 1632, 1634, 1636, 1638, 1640, 1642, 1644, 1646, 1648, 1650, 1652, 1654, 1656, 1658, 1660, 1662, 1664, 1666, 1668, 1670, 1672, 1674, 1676, 1678, 1680, 1682, 1684, 1686, 1688, 1690, 1692, 1694, 1696, 1698, 1700, 1702, 1704, 1706, 1708, 1710, 1712, 1714, 1716, 1718, 1720, 1722, 1724, 1726, 1728, 1730, 1732, 1734, 1736, 1738, 1740, 1742, 1744, 1746, 1748, 1750, 1752, 1754, 1756, 1758, 1760, 1762, 1764, 1766, 1768, 1770, 1772, 1774, 1776, 1778, 1780, 1782, 1784, 1786, 1788, 1790, 1792, 1794, 1796, 1798, 1800, 1802, 1804, 1806, 1808, 1810, 1812, 1814, 1816, 1818, 1820, 1822, 1824, 1826, 1828, 1830, 1832, 1834, 1836, 1838, 1840, 1842, 1844, 1846, 1848, 1850, 1852, 1854, 1856, 1858, 1860, 1862, 1864, 1866, 1868, 1870, 1872, 1874, 1876, 1878, 1880, 1882, 1884, 1886, 1888, 1890, 1892, 1894, 1896, 1898, 1900, 1902, 1904, 1906, 1908, 1910, 1912, 1914, 1916, 1918, 1920, 1922, 1924, 1926, 1928, 1930, 1932, 1934, 1936, 1938, 1940, 1942, 1944, 1946, 1948, 1950, 1952, 1954, 1956, 1958, 1960, 1962, 1964, 1966, 1968, 1970, 1972, 1974, 1976, 1978, 1980, 1982, 1984, 1986, 1988, 1990, 1992, 1994, 1996, 1998, 2000, 2002, 2004, 2006, 2008, 2010, 2012, 2014, 2016, 2018, 2020, 2022, 2024, 2026, 2028, 2030, 2032, 2034, 2036, 2038, 2040, 2042, 2044, 2046, 2048, 2050, 2052, 2054, 2056, 2058, 2060, 2062, 2064, 2066, 2068, 2070, 2072, 2074, 2076, 2078, 2080, 2082, 2084, 2086, 2088, 2090, 2092, 2094, 2096, 2098, 2100, 2102, 2104, 2106, 2108, 2110, 2112, 2114, 2116, 2118, 2120, 2122, 2124, 2126, 2128, 2130, 2132, 2134, 2136, 2138, 2140, 2142, 2144, 2146, 2148, 2150, 2152, 2154, 2156, 2158, 2160, 2162, 2164, 2166, 2168, 2170, 2172, 2174, 2176, 2178, 2180, 2182, 2184, 2186, 2188, 2190, 2192, 2194, 2196, 2198, 2200, 2202, 2204, 2206, 2208, 2210, 2212, 2214, 2216, 2218, 2220, 2222, 2224, 2226, 2228, 2230, 2232, 2234, 2236, 2238, 2240, 2242, 2244, 2246, 2248, 2250, 2252, 2254, 2256, 2258, 2260, 2262, 2264, 2266, 2268, 2270, 2272, 2274, 2276, 2278, 2280, 2282, 2284, 2286, 2288, 2290, 2292, 2294, 2296, 2298, 2300, 2302, 2304, 2306, 2308, 2310, 2312, 2314, 2316, 2318, 2320, 2322, 2324, 2326, 2328, 2330, 2332, 2334, 2336, 2338, 2340, 2342, 2344, 2346, 2348, 2350, 2352, 2354, 2356, 2358, 2360, 2362, 2364, 2366, 2368, 2370, 2372, 2374, 2376, 2378, 2380, 2382, 2384, 2386, 2388, 2390, 2392, 2394, 2396, 2398, 2400, 2402, 2404, 2406, 2408, 2410, 2412, 2414, 2416, 2418, 2420, 2422, 2424, 2426, 2428, 2430, 2432, 2434, 2436, 2438, 2440, 2442, 2444, 2446, 2448, 2450, 2452, 2454, 2456, 2458, 2460, 2462, 2464, 2466, 2468, 2470, 2472, 2474, 2476, 2478, 2480, 2482, 2484, 2486, 2488, 2490, 2492, 2494, 2496, 2498, 2500, 2502, 2504, 2506, 2508, 2510, 2512, 2514, 2516, 2518, 2520, 2522, 2524, 2526, 2528, 2530, 2532, 2534, 2536, 2538, 2540, 2542, 2544, 2546, 2548, 2550, 2552, 2554, 2556, 2558, 2560, 2562, 2564, 2566, 2568, 2570, 2572, 2574, 2576, 2578, 2580, 2582, 2584, 2586, 2588, 2590, 2592, 2594, 2596, 2598, 2600, 2602, 2604, 2606, 2608, 2610, 2612, 2614, 2616, 2618, 2620, 2622, 2624, 2626, 2628, 2630, 2632, 2634, 2636, 2638, 2640, 2642, 2644, 2646, 2648, 2650, 2652, 2654, 2656, 2658, 2660, 2662, 2664, 2666, 2668, 2670, 2672, 2674, 2676, 2678, 2680, 2682, 2684, 2686, 2688, 2690, 2692, 2694, 2696, 2698, 2700, 2702, 2704, 2706, 2708, 2710, 2712, 2714, 2716, 2718, 2720, 2722, 2724, 2726, 2728, 2730, 2732, 2734, 2736, 2738, 2740, 2742, 2744, 2746, 2748, 2750, 2752, 2754, 2756, 2758, 2760, 2762, 2764, 2766, 2768, 2770, 2772, 2774, 2776, 2778, 2780, 2782, 2784, 2786, 2788, 2790, 2792, 2794, 2796, 2798, 2800, 2802, 2804, 2806, 2808, 2810, 2812, 2814, 2816, 2818, 2820, 2822, 2824, 2826, 2828, 2830, 2832, 2834, 2836, 2838, 2840, 2842, 2844, 2846, 2848, 2850, 2852, 2854, 2856, 2858, 2860, 2862, 2864, 2866, 2868, 2870, 2872, 2874, 2876, 2878, 2880, 2882, 2884, 2886, 2888, 2890, 2892, 2894, 2896, 2898, 2900, 2902, 2904, 2906, 2908, 2910, 2912, 2914, 2916, 2918, 2920, 2922, 2924, 2926, 2928, 2930, 2932, 2934, 2936, 2938, 2940, 2942, 2944, 2946, 2948, 2950, 2952, 2954, 2956, 2958, 2960, 2962, 2964, 2966, 2968, 2970, 2972, 2974, 2976, 2978, 2980, 2982, 2984, 2986, 2988, 2990, 2992, 2994, 2996, 2998, 3000, 3002, 3004, 3006, 3008, 3010, 3012, 3014, 3016, 3018, 3020, 3022, 3024, 3026, 3028, 3030, 3032, 3034, 3036, 3038, 3040, 3042, 3044, 3046, 3048, 3050, 3052, 3054, 3056, 3058, 3060, 3062, 3064, 3066, 3068, 3070, 3072, 3074, 3076, 3078, 3080, 3082, 3084, 3086, 3088, 3090, 3092, 3094, 3096, 3098, 3100, 3102, 3104, 3106, 3108, 3110, 3112, 3114, 3116, 3118, 3120, 3122, 3124, 3126, 3128, 3130, 3132, 3134, 3136, 3138, 3140, 3142, 3144, 3146, 3148, 3150, 3152, 3154, 3156, 3158, 3160, 3162, 3164, 3166, 3168, 3170, 3172, 3174, 3176, 3178, 3180, 3182, 3184, 3186, 3188, 3190, 3192, 3194, 3196, 3198, 3200, 3202, 3204, 3206, 3208, 3210, 3212, 3214, 3216, 3218, 3220, 3222, 3224, 3226, 3228, 3230, 3232, 3234, 3236, 3238, 3240, 3242, 3244, 3246, 3248, 3250, 3252, 3254, 3256, 3258, 3260, 3262, 3264, 3266, 3268, 3270, 3272, 3274, 3276, 3278, 3280, 3282, 3284, 3286, 3288, 3290, 3292, 3294, 3296, 3298, 3300, 3302, 3304, 3306, 3308, 3310, 3312, 3314, 3316, 3318, 3320, 3322, 3324, 3326, 3328, 3330, 3332, 3334, 3336, 3338, 3340, 3342, 3344, 3346, 3348, 3350, 3352, 3354, 3356, 3358, 3360, 3362, 3364, 3366, 3368, 3370, 3372, 3374, 3376, 3378, 3380, 3382, 3384, 3386, 3388, 3390, 3392, 3394, 3396, 3398, 3400, 3402, 3404, 3406, 3408, 3410, 3412, 3414, 3416, 3418, 3420, 3422, 3424, 3426, 3428, 3430, 3432, 3434, 3436, 3438, 3440, 3442, 3444, 3446, 3448, 3450, 3452, 3454, 3456, 3458, 3460, 3462, 3464, 3466, 3468, 3470, 3472, 3474, 3476, 3478, 3480, 3482, 3484, 3486, 3488, 3490, 3492, 3494, 3496, 3498, 3500, 3502, 3504, 3506, 3508, 3510, 3512, 3514, 3516, 3518, 3520, 3522, 3524, 3526, 3528, 3530, 3532, 3534, 3536, 3538, 3540, 3542, 3544, 3546, 3548, 3550, 3552, 3554, 3556, 3558, 3560, 3562, 3564, 3566, 3568, 3570, 3572, 3574, 3576, 3578, 3580, 3582, 3584, 3586, 3588, 3590, 3592, 3594, 3596, 3598, 3600, 3602, 3604, 3606, 3608, 3610, 3612, 3614, 3616, 3618, 3620, 3622, 3624, 3626, 3628, 3630, 3632, 3634, 3636, 3638, 3640, 3642, 3644, 3646, 3648, 3650, 3652, 3654, 3656, 3658, 3660, 3662, 3664, 3666, 3668, 3670, 3672, 3674, 3676, 3678, 3680, 3682, 3684, 3686, 3688, 3690, 3692, 3694, 3696, 3698, 3700, 3702, 3704, 3706, 3708, 3710, 3712, 3714, 3716, 3718, 3720, 3722, 3724, 3726, 3728, 3730, 3732, 3734, 3736, 3738, 3740, 3742, 3744, 3746, 3748, 3750, 3752, 3754, 3756, 3758, 3760, 3762, 3764, 3766, 3768, 3770, 3772, 3774, 3776, 3778, 3780, 3782, 3784, 3786, 3788, 3790, 3792, 3794, 3796, 3798, 3800, 3802, 3804, 3806, 3808, 3810, 3812, 3814, 3816, 3818, 3820, 3822, 3824, 3826, 3828, 3830, 3832, 3834, 3836, 3838, 3840, 3842, 3844, 3846, 3848, 3850, 3852, 3854, 3856, 3858, 3860, 3862, 3864, 3866, 3868, 3870, 3872, 3874, 3876, 3878, 3880, 3882, 3884, 3886, 3888, 3890, 3892, 3894, 3896, 3898, 3900, 3902, 3904, 3906, 3908, 3910, 3912, 3914, 3916, 3918, 3920, 3922, 3924, 3926, 3928, 3930, 3932, 3934, 3936, 3938, 3940, 3942, 3944, 3946, 3948, 3950, 3952, 3954, 3956, 3958, 3960, 3962, 3964, 3966, 3968, 3970, 3972, 3974, 3976, 3978, 3980, 3982, 3984, 3986, 3988, 3990, 3992, 3994, 3996, 3998, 4000, 4002, 4004, 4006, 4008, 4010, 4012, 4014, 4016, 4018, 4020, 4022, 4024, 4026, 4028, 4030, 4032, 4034, 4036, 4038, 4040, 4042, 4044, 4046, 4048, 4050, 4052, 4054, 4056, 4058, 4060, 4062, 4064, 4066, 4068, 4070, 4072, 4074, 4076, 4078, 4080, 4082, 4084, 4086, 4088, 4090, 4092, 4094, 4096, 4098, 4100, 4102, 4104, 4106, 4108, 4110, 4112, 4114, 4116, 4118, 4120, 4122, 4124, 4126, 4128, 4130, 4132, 4134, 4136, 4138, 4140, 4142, 4144, 4146, 4148, 4150, 4152, 4154, 4156, 4158, 4160, 4162, 4164, 4166, 4168, 4170, 4172, 4174, 4176, 4178, 4180, 4182, 4184, 4186, 4188, 4190, 4192, 4194, 4196, 419

## 2.1. Training Dataset

As indicated in Figure 2-2, we source metadata of 7,903,067 USPTO<sup>9</sup> patents from PatentsView<sup>10</sup>. We sample 4,205 patents (as elaborated in APPENDIX I) and scrape full-text from Google Patents<sup>11</sup>. We stratify the patents across domains similarly to that of the USPTO classification system. From the full text of patents, we randomly select one paragraph from each patent section. We thus retrieve 51,232 sentences from 4,205 patents. The sentences in the sample therefore account for the variations in language usage across all domains and in different sections of a patent document.

Constructing the dataset primarily involves identifying facts from 51,232 sentences in the sample of 4,205 patents. To work with these sentences, we develop a tagging interface as shown in Figure 3. Using the tagging interface, we perform the following steps (also mentioned in Figure 2-2).

1. We identify the headings of patent document sections that do not communicate artefact-specific knowledge and must be discarded (Figure 3a).
2. We identify the undesired characteristics of sentences (both lexically and syntactically) to implement rules for cleaning sentences (Figure 3b).
3. We identify the facts from sentences that do not fall within the discarded sections and that are formatted as per the rules identified from the previous step (Figures 3c and 3d).

In APPENDIX II, we provide examples of discarded headings (using the interface shown in Figure 3a). By examining sentences in each patent as in Figure 3b, we discover *prima facie* characteristics (lexical and syntactic) that are undesirable. Before identifying facts, we exit the interface and implement a cleaning rule to eliminate the characteristic thus discovered. In APPENDIX III, we explain every cleaning rule that we discovered while creating the dataset. As follows, we briefly provide the theoretical background for identifying facts from sentences.

In view of artefact descriptions, the long-standing notion in design literature is that verbs are tied to actions or functions while nouns represent components or subsystems (Fu et al., 2013, p. 4). As artefacts described in patent documents could be a product or a process, nouns and verbs could be generalised to entities and relationships respectively. In patent documents, Vandevenne et al. (2016, p. 87) observe that nouns could refer to the actual artefact (e.g., valve), abstract terms (e.g., method), attributes (e.g., ‘temperature’) and others (e.g., ‘portion’).

In addition to single nouns, entities are often specified using multiple words, e.g., noun-noun, noun-preposition-noun (Cascini and Neri, 2004, p. 205), noun-verb – ‘web browsing’, adjective-

noun – ‘brushless motor’ (Suryadi and Kim, 2018, pp. 6, 7). Such entities could therefore be captured as noun phrases (Liu et al., 2010, p. 4) using various dependency parsing tools. Since every noun phrase in a sentence need not be an entity, while creating a dataset, we identify only those that are entities and connected to another entity (if any) through a relationship. As shown in Figure 3c, we serialise the tokens of a sentence as buttons that differentiate the **noun phrases** from the **remaining tokens** in the sentence. While recording a fact ( $h :: r :: t$ ) for a sentence, we select  $h$  and  $t$  among the noun phrases as indicated in Figure 3c.

As observed in various knowledge extraction methods (Section 1.2), a relationship ( $r$ ) in a fact  $h :: r :: t$  is often chosen from a predefined set rather than from what is specified in natural language text. For example, in the sentence “**Compound A** **comprises** **molecule C**,” the relationship is often assigned an ontological equivalent (e.g., ‘part of’ or meronymy relationship). While the actual relationship here is denoted by a verb, it is a challenge to retrieve such relationships because verbs often are abstract actions (Chiu and Shu, 2012, p. 272) and are mutable when associated with objects in different contexts (Jamrozik and Gentner, 2020, pp. 1, 2). Functions that are mainly represented by verbs are often retrieved from natural language text as verb-object combinations (Fantoni et al., 2013, p. 325) and Subject-Verb-Object triples (Cheong et al., 2017, p. 4).

The actual relationship between a pair of entities could be specified using a single verb on many occasions, e.g., “**the end effector** **grips** **the ball**.” However, the relationships are often more intricate and are nuanced by the inclusion of prepositions and other verbs, e.g., “**the particle** **moves along the track**” and “**the method** **comprising injecting solution #**.” In APPENDIX IV, we indicate several representative examples of single, compound, and indirect relationships. Due to the mutability and abstract nature, capturing relationships without the associated tokens would be less meaningful. Unlike entities that could be chosen among noun phrases in a sentence, relationships could include any of the remaining tokens.

While creating the dataset, as shown in Figure 3c, we select the **remaining tokens** as  $r$  in  $h :: r :: t$  to record a fact. Such facts ( $h :: r :: t$ ) are appended in the textboxes beneath for verification and storing in Figure 3d. In APPENDIX IV, we explain using several representative examples as to how we interpret different sentences and identify facts from these. As summarized in Table 2, the dataset includes 51,232 sentences among which 44,227 sentences include at least one fact in these. We therefore obtained 44,227 sentence-facts pairs that would be utilised for training various models as outlined in the following section.

Table 2: Dataset Summary

Number of Patents	4,205
Number of Sentences	51,232
Average Number of Sentences	12.18
<b>Number of Sentences with Facts</b>	<b>44,227</b>
Average Number of Sentences with Facts	10.52
Number of Facts	190,953
Average Number of Facts per Sentence	4.32
Number of Tokens	1,224,473
Average Number of Tokens per Sentence	27.69

## 2.2. Training Algorithms

The method to extract facts ( $h :: r :: t$ ), as indicated in Figure 2-2, involves the identification of all entities ( $h$  and  $t$ ) and relationships ( $r$ ) followed by constructing facts from these. As outlined in Figure 4, we train a custom tagger using spaCy<sup>12</sup> (as detailed in Section 3.1) to classify each token in a sentence as entity, relationship, or others. We fine-tune BERT for masked-language modelling<sup>13</sup> (as elaborated in APPENDIX V) using the 44,227 sentences in our dataset and obtain contextualised token embeddings. We also use spaCy to parse the sentences to obtain syntactic dependencies<sup>14</sup>. To construct facts, in our approach, we pair entities (as elaborated in Section 3.2) to train another tagger that identifies the specific relationship tokens. To evaluate our approach, we implement two commonly recommended benchmarks.

In Benchmark I, as outlined in Figure 4 and detailed in Section 4.1, we populate pairs of entities and relationships to train a Multi-Layer Perceptron (MLP) Classifier<sup>15</sup> that predicts the links among these. Given the fact, “**the particle** :: **moves along** :: **the track**,” using Benchmark I, we intend to predict links such as (‘the particle’, ‘moves’)  $\rightarrow$  ENTREL, (‘moves’, ‘along’)  $\rightarrow$  RELREL, and (‘along’, ‘the track’)  $\rightarrow$  RELENT. To train the MLP classifiers, as indicated in Figure 4, we incorporate token embeddings from BERT and syntactic dependencies given by the spaCy dependency parser<sup>16</sup>.

Instead of predicting links among isolated pairs of entities and relationships, in Benchmark II, as outlined in Figure 4 and detailed in Section 4.2, we convert a sentence into a graph object in which, the nodes are either entities or relationships. Among these nodes, we train various Graph Neural Networks (GNNs) to predict the edges such as ENTREL, RELREL, RELENT, and ENTENT. For the input graph object, as indicated in Figure 4, we supply edges as syntactic dependencies given by the spaCy dependency parser. We also include fine-tuned BERT embeddings as node features.

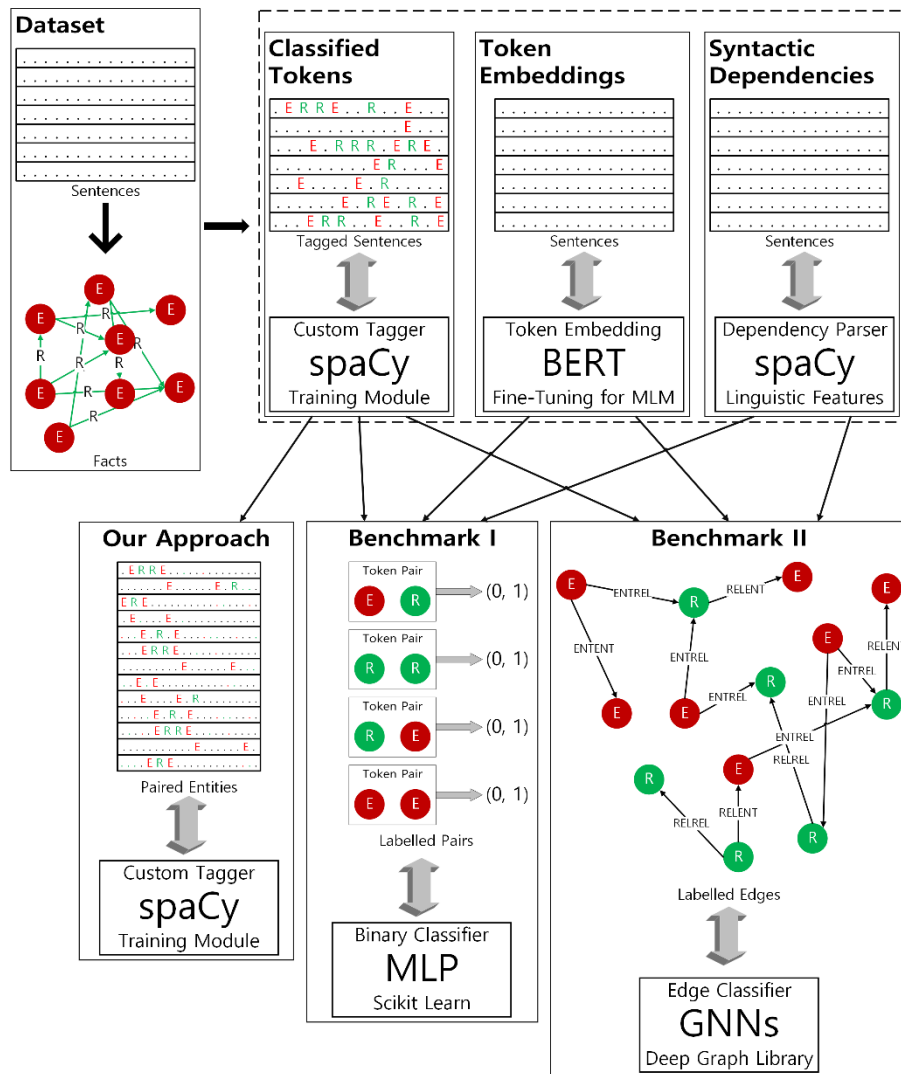


Figure 4: Training algorithms

### 3. Method

Our method, as outlined in Figure 4, involves the identification of entity and relationship tokens and then populating pairs of entities to identify relationships that specifically associate the pair. In Section 3.1, we explain the implementation of a custom tagger using spaCy<sup>12</sup> for identifying tokens. In Section 3.2, we provide an innovative approach to map pairs of entities (including the context) onto the corresponding relationships. Therein, we train another custom tagger using spaCy, but with sentences that include unique entity markers.

#### 3.1. Identifying Tokens

As illustrated below, for each sentence in the dataset (of 44,227 sentences and corresponding facts), we select the tokens that are included as either entity ( $h$  or  $t$ ) or relationship ( $r$ ) in any of the corresponding facts ( $h :: r :: t$ ), tag these as ‘ENT’ or ‘REL’ and tag the remaining tokens as ‘OTHERS’.

“The space provided between brush members 4 a and 4 b allows a mounting strip to be included in the housing”  
(The, ‘ENT’), (space, ‘ENT’), (provided, ‘REL’), (between, ‘REL’), (brush, ‘ENT’), (members, ‘ENT’), (4, ‘ENT’), (a, ‘ENT’), (and, ‘OTHERS’), (4, ‘ENT’), (b, ‘ENT’), (allows, ‘REL’), (a, ‘ENT’), (mounting, ‘ENT’), (strip, ‘ENT’), (to, ‘OTHERS’), (be, ‘OTHERS’), (included, ‘REL’), (in, ‘REL’), (the, ‘ENT’), (housing, ‘ENT’)

Likewise, we convert all sentences in the dataset into spaCy-based *doc* objects with tags. Upon populating all objects into a bin, we split the bin into train (80%) and test (20%) bins. In the spaCy training module<sup>12</sup>, we retrieve the configuration file that is defined for the ‘tagger’ component and optimised for best accuracy (with GPU). Based on the default settings given in the configuration file, we train a custom tagger that uses a BERT-based sequence classification model in the background. As shown in Figure 5, the spaCy training module optimizes for the least number of epochs and returns the best and last states of the model.

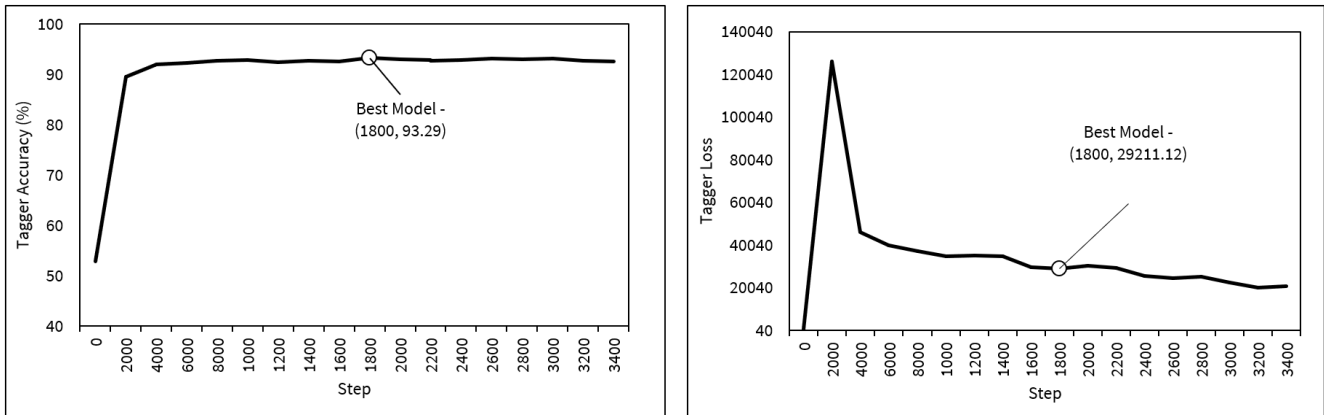


Figure 5: Performance of custom-tagger training using spaCy.



The performance of the best model is summarized as follows: *tagger accuracy* = 0.933 and *tagger loss* = 29211.116. The tagger loss appears to be high due to the summation of losses across over 35,800 sentences (80% of the dataset). Continuous optimization of this loss could lead to overfitting, which is automatically prevented by the spaCy training module (as indicated in Figure 5) that stops training when accuracy saturates or declines. We test the model for various sentences outside training data and observe that it is able to predict tags to a satisfactory level of accuracy.

### 3.2. Extracting Facts

To map a pair of entities onto the relationship between the pair, it is necessary to provide sufficient context around the pair. For a pair – ‘the coating material’ and ‘an acrylic ester’, the corresponding sentence would include the actual relationship like ‘comprising’ or ‘including’ that could be identified *verbatim* if the context is provided. Often such context is given as token or sequence embeddings within the feature vector of the input pair of entities. While we will learn in Section 4 that such approaches are not preferable, we circumvent the need for providing context by marking a pair of entities in the sentence in a unique manner (as illustrated below).

“{HEAD ~ The space} provided between {TAIL ~ brush members} 4 a and 4 b allows a mounting strip to be included in the housing...”

In the above-shown example, the marked entities ‘The space’ and ‘brush members’ are noun phrases whose tokens are identified as ‘ENT’ – entities by the tagger trained in Section 3.1. We mark these in the sentence using {HEAD ~ ...} and {TAIL ~ ...} and intend to identify the tokens – ‘provided’ and ‘between’ that represent the relationship between the pair. Curly braces ‘{...}’ capture entities with multiple tokens and the punctuation (‘~’) separates the markers from entities. As mentioned in APPENDIX III, in one of the cleaning rules, we remove closed braces ({...}, [...]) and text enclosed within these. Hence, none of the sentences include these characters *per se*.

We train another tagger using spaCy<sup>12</sup> to identify specific relationship tokens as ‘REL’, entities as ‘HEAD’ or ‘TAIL’, and the remaining tokens as ‘OTH’. Herein, we create spaCy-based doc objects of all sentences and add tags for all tokens in these as illustrated below.

“The first limb and second limb further having proximal revolute joints having a common vertical axis of rotation and {HEAD ~ a proximal inner joint} housed in {TAIL ~ a common housing}.”<sup>17</sup>

(‘The’, ‘OTH’), (‘first’, ‘OTH’), (‘limb’, ‘OTH’), (‘and’, ‘OTH’), (‘second’, ‘OTH’), (‘limb’, ‘OTH’), (‘further’, ‘OTH’), (‘having’, ‘OTH’), (‘proximal’, ‘OTH’), (‘revolute’, ‘OTH’), (‘joints’, ‘OTH’), (‘having’, ‘OTH’), (‘a’, ‘OTH’), (‘common’, ‘OTH’), (‘vertical’, ‘OTH’), (‘axis’, ‘OTH’), (‘of’, ‘OTH’), (‘rotation’, ‘OTH’), (‘and’, ‘OTH’), (‘{’, ‘HEAD’), (‘HEAD’, ‘HEAD’), (‘~’, ‘HEAD’), (‘a’, ‘HEAD’), (‘proximal’, ‘HEAD’), (‘inner’, ‘HEAD’), (‘joint’, ‘HEAD’), (‘}’, ‘HEAD’), (‘housed’, ‘REL’), (‘in’, ‘REL’), (‘{’, ‘TAIL’), (‘TAIL’, ‘TAIL’), (‘~’, ‘TAIL’), (‘a’, ‘TAIL’), (‘common’, ‘TAIL’), (‘housing’, ‘TAIL’), (‘}’, ‘TAIL’), (‘.’, ‘TAIL’)

The above-shown is a positive example, where a pair of entities have a relationship in the sentence. For a negative example, all tokens except entities would be assigned ‘OTH’ tags. For every sentence in the dataset (of 44,227 sentences), each fact contributes to a positive training example. For each fact, we arbitrarily select a pair of entities that do not have a relationship in the sentence and record a negative example. Hence, we generate as many negative examples as the number of facts.

In total, we generate 374,249 training examples that we split into 90% for training and 10% for testing. Similar to the procedure followed in Section 3.1, we obtain the configuration file from spaCy<sup>12</sup> for training a ‘tagger’ with GPU support. We retain the default settings that allow spaCy to terminate the training at the appropriate step and choose the best model. As indicated in Figure 6, spaCy terminated the training after ~ 8500 steps (1 epoch) and returned the best model that exhibited 99.41% accuracy, indicating no need for performance improvement. The *tagger loss* = 2355.08 appears quite optimized, considering the number of training examples.

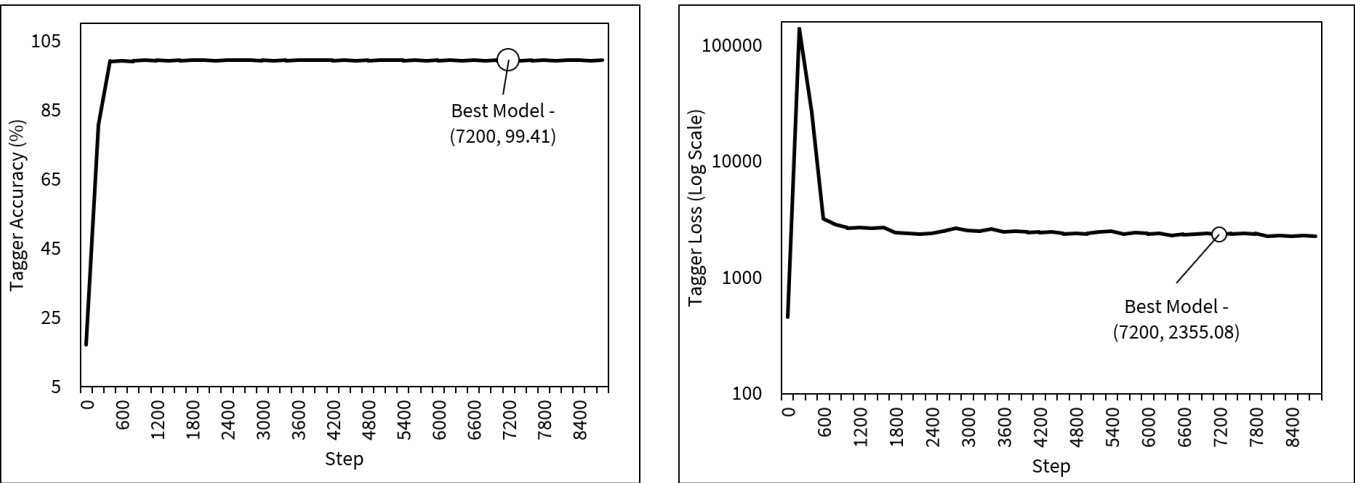


Figure 6: Performance of the custom-tagger trained using spaCy to identify the relationship tokens when a pair of entities are marked in a sentence.



To ensure that the model makes meaningful predictions, we test the model on various sentences outside the dataset, as illustrated below.

<b>Sentence</b>	“This transfer of wafers must be carried out in a clean environment and often at sub-atmospheric pressures.” <sup>18</sup>
<b>Identifying Tokens</b>	[( <b>This</b> , ‘ENT’), ( <b>transfer</b> , ‘ENT’), (of, ‘REL’), (wafers, ‘ENT’), (must, ‘OTHERS’), (be, ‘OTHERS’), (carried, ‘REL’), (out, ‘REL’), (in, ‘REL’), ( <b>a</b> , ‘ENT’), ( <b>clean</b> , ‘ENT’), ( <b>environment</b> , ‘ENT’), (and, ‘OTHERS’), (often, ‘REL’), (at, ‘REL’), (sub, ‘ENT’), (, ‘ENT’), (atmospheric, ‘ENT’), (pressures, ‘ENT’), (., ‘OTHERS’)]
<b>Pairing Entities</b>	“{HEAD ~ This transfer} of wafers must be carried out in {TAIL ~ a clean environment} and often at sub-atmospheric pressures.”
<b>Extracting Facts</b>	[({, ‘HEAD’), (HEAD, ‘HEAD’), (~, ‘HEAD’), (This, ‘HEAD’), (transfer, ‘HEAD’), (, ‘HEAD’), (of, ‘OTH’), (wafers, ‘OTH’), (must, ‘OTH’), (be, ‘OTH’), ( <b>carried</b> , ‘REL’), ( <b>out</b> , ‘REL’), ( <b>in</b> , ‘REL’), ({, ‘TAIL’), (TAIL, ‘TAIL’), (~, ‘TAIL’), ( <b>a</b> , ‘TAIL’), ( <b>clean</b> , ‘TAIL’), ( <b>environment</b> , ‘TAIL’), (, ‘TAIL’), (and, ‘OTH’), (often, ‘OTH’), (at, ‘OTH’), (sub, ‘OTH’), (, ‘OTH’), (atmospheric, ‘OTH’), (pressures, ‘OTH’), (., ‘OTH’)]

Given a sentence outside the dataset, we identify the entities and relationships using the tagger that we trained in Section 3.1. To predict the relationship between a pair of entities, we select ‘This transfer’ and ‘a clean environment’ whose tokens are tagged as ‘ENT’. We mark these entities and feed these to the tagger that we trained in this section. The tagger accurately identifies the tokens that represent the relationship between the given pair. We could combine the entity and relationship tokens to construct the fact – “This transfer :: carried out in :: a clean environment.” Likewise, we could populate the remaining pairs of entities and extract the relationships.

## 4. Benchmarks

In this section, we compare our method to extract facts against two commonly recommended approaches. For the identification of tokens (as in Section 3.1), we do not compare the current approach against alternatives due to the following reasons. First, the step to identify tokens is a pre-requisite for extracting facts using our method as well as the benchmarks. Second, the custom tagger given by spaCy already uses a state-of-the-art transformer model in the background, exhibiting desired tagger accuracy. Third, the spaCy training module automatically handles training parameters like early termination, which must be self-handled in alternative approaches. Also, the custom-trained models in spaCy return *doc* objects that adopt standard spaCy workflow.

For extracting facts, as illustrated in Figure 7, we compare our method against pairwise association (Benchmark I) and edge classification (Benchmark II) approaches. In our method, we provide sentences with entities marked using {HEAD ~ ...} and {TAIL ~ ...}. In Benchmark I, we populate pairs of entities and relationships and train a classifier to predict the appropriate link between a pair. For example, in the fifth fact shown in Figure 7, the link between ‘a mounting strip’ and ‘included’ is different from that between ‘included’ and ‘in’. We distinguish these links into the following labels: ENTREL, RELREL, RELENT, ENTENT, and NIL. Upon predicting the links, a fact could be constructed using a sequence of pairs.

In Benchmark II, instead of populating individual pairs of entities and relationships, we input a sentence as a graph and train Graph Neural Networks (GNNs) to predict the aforementioned links as edge labels. For both the benchmarks, entity and relationship tokens must be identified beforehand using the tagger that is trained in Section 3.1. In addition, the token embeddings are included in the feature vectors for both benchmarks. To obtain these embeddings, we fine-tune BERT for masked-language modelling<sup>13</sup> as explained in APPENDIX V. In Sections 4.1 and 4.2, we elaborate on the implementation and performances of these benchmarks.

The space provided between brush members 4a and 4b allows a mounting strip to be included in the housing

## Facts

## Our Method (Sequence-to-Sequence)

## Benchmark I (Pairwise Association)

## Benchmark II (Edge Classification)

The space :: provided between :: brush members

{HEAD ~ The space} provided between {TAIL ~ brush members} 4 a  
and 4 b allows a mounting strip to be included in the housing


(The space, provided) → ENTREL  
(provided, between) → RELREL  
(between, brush members) → RELENT



brush members :: : 4 a

The space provided between {HEAD ~ brush members} {TAIL ~ 4 a}  
and 4 b allows a mounting strip to be included in the housing

(brush members, 4 a) → ENTENT



The space :: provided between :: 4 b

{HEAD ~ The space} provided between brush members {TAIL ~ 4 a}  
and 4 b allows a mounting strip to be included in the housing

(The space, provided) → ENTREL  
(provided, between) → RELREL  
(between, 4 b) → RELENT



The space :: allows :: a mounting strip

{HEAD ~ The space} provided between brush members 4 a and 4 b allows  
allows {TAIL ~ a mounting strip} to be included in the housing

(The space, allows) → ENTREL  
(allows, a mounting strip) → RELENT



a mounting strip :: included in :: the housing

The space provided between brush members 4 a and 4 b allows  
{HEAD ~ a mounting strip} to be included in {TAIL ~ the housing}

(a mounting strip, included) → ENTREL  
(included, in) → RELREL  
(in, the housing) → RELENT




Figure 7: Illustrating the approaches undertaken for extracting facts.

## 4.1. Benchmark I

In each fact in the dataset, as illustrated in Figure 7, the entities and relationships are associated by ENTREL, RELREL, RELENT, and/or ENTENT links. Within 190,953 facts that we identified in 44,227 sentences, the links are distributed as follows: ENTENT – 2,071, ENTREL – 163,552, RELREL – 84,550, RELENT – 181,361. In Benchmark I, the task is to train classifiers to predict these links among pairs of entities and relationships.

For each pair, as detailed in Table 3, to obtain a feature vector, we concatenate the following: the fine-tuned token embeddings given by the BERT model (size = 128x2), one-hot encoding of the POS tags (size = 50x2), one-hot encoding of dependency relation (size = 40), and one-hot encoding indicate the type of link (size = 4). The total size of the feature vector thus equals 400. If an entity is composed of multiple tokens (e.g., ‘The space’), we obtain the average of individual token embeddings. In Table 3, we list the 50 unique POS tags (e.g., ‘NN’) and 40 syntactic dependencies<sup>14</sup> (e.g., ‘nsubjpass’, ‘pobj’), which also includes adjacency (‘ADJ’) and no dependency (‘NIL’).

Table 3: Features for training examples, which are pairs of terms – Term X and Y.

Name	Features	#
<b>Type of Pair</b>	One-hot encoding of the following types: ENTENT, ENTREL, RELREL, RELENT	4
<b>Term X Embeddings</b>	Average of embeddings of tokens (constituting Term X or Y) obtained from fine-tuned BERT model	128
<b>Term Y Embeddings</b>		128
<b>POS of Term X</b>	One-hot encoding of the following tags: \$, ‘, ’, -LRB-, -RRB-, ‘, ’, ADD, AFX, CC, CD, DT, EX, FW, HYPH, IN, JJ, JJR, JJS, LS, MD, NFP, NN, NNP, NNPS, NNS, PDT, POS, PRP, PRP\$, RB, RBR, RBS, RP, SYM, TO, UH, VB, VBD, VBG, VBN, VBP, VBZ, WDT, WP, WP\$, WRB, XX, _SP, ‘‘	50
<b>POS of Term Y</b>		50
<b>Syntactic Dependency between X &amp; Y</b>	One-hot encoding of the following dependencies: ADJ, NIL, acl, acomp, advcl, advmod, agent, amod, appos, attr, aux, auxpass, cc, ccomp, compound, conj, csbj, csbjpass, dative, dep, dobj, intj, mark, meta, neg, nmod, npadvmod, nsubj, nsubjpass, nummod, oprd, parataxis, pcomp, pobj, preconj, prep, prt, punct, relcl, xcomp	40
<b>Total</b>		400

To train a classifier to predict these links, we randomly retrieve negative pairs for each type, i.e., for the link type ENTREL, we randomly select 163,552 entity-relationship pairs that are not associated in any fact and hence have ‘NIL’ links in these. We shuffle the positive and negative pairs to train models individually for each type. We treat each pair as a separate training example and predict a binary output (1 or 0) using a Multi-Layer Perceptron (MLP) classifier<sup>15</sup>.

For each type of pair, we divide the training examples as 80% train and 20% test sets and individually train MLP classifiers, in which, we retain the default settings given by sci-kit learn<sup>19</sup>. As summarized in Table 4, all models exhibits satisfactory levels of accuracy, which were much lower when we experimented with BERT embeddings of lower size (e.g., 32, 64) and discarded either POS or syntactic dependencies. Although the scores appear high in Table 4, the models make less meaningful predictions when applied to sentences outside the dataset.

Table 4: Performances of MLP Classifiers.

Type	# Examples	Loss	Accuracy
ENTENT	4,142	0.077	0.988
ENTREL	327,104	0.284	0.883
RELREL	169,100	0.101	0.962
RELENT	362,722	0.180	0.940

In the sentence, “a fan which is provided at a front part of the compressor,”<sup>20</sup> we populate all pairs of entities and relationships and input each pair to the corresponding model. The following pairs returned 1 when fed to the corresponding models: (‘a front part’, ‘of’) → ENTREL, (‘is’, ‘a compressor’) → RELENT, (‘at’, ‘a front part’) → RELENT, (‘at’, ‘the compressor’) → RELENT, (‘of’, ‘the compressor’) → RELENT, (‘is’, ‘provided’) → RELREL, (‘provided’, ‘at’) → RELREL, (‘provided’, ‘of’) → RELREL, (‘of’, ‘is’) → RELREL, (‘of’, ‘provided’) → RELREL, (‘of’, ‘at’) → RELREL. As we attempt to construct facts using the above-predicted links, we observe that all prepositions (e.g., ‘of’, ‘at’) are linked to all entities and verbs in the sentence, while also being linked to themselves, e.g., (‘of’, ‘at’) → RELREL.

The unwanted links thus predicted, lead to constructing several facts that are less meaningful, especially in longer sentences. The application of the approach implemented in Benchmark I therefore requires a restricted extraction of facts that focus on a short span within a sentence. The shortcomings of Benchmark I could mainly be due to the lack of context provided with the pair of entities or relationships. Although the BERT embeddings within the feature vectors are expected to capture the information of the whole sentence, the classifier models seem to understand less about the positioning and vocabulary of the tokens. In Benchmark II, we capture additional context by considering the whole sentence as graph objects.

## 4.2. Benchmark II

As illustrated in Figure 8, in Benchmark II, we input the sentence as a graph object and predict the edges among nodes that are either entities or relationships. We use syntactic dependencies (as listed in Table 3) as input edges and train GNNs to predict the following edge labels: ENTREL, RELREL, RELENT, ENTENT, and NIL.

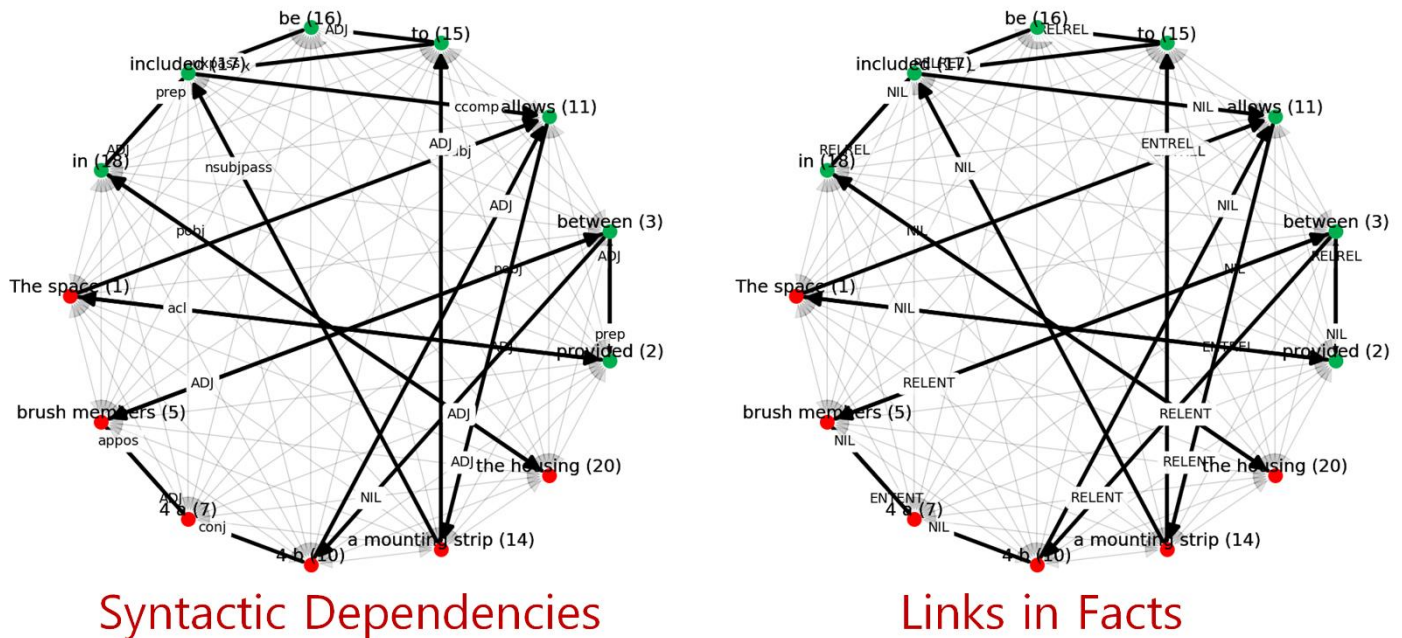


Figure 8: Illustrating graph objects generated from a sentence. The highlighted edges denote syntactic dependencies among tokens in a sentence and the links when combined in a fact. The faded edges represent all possible remaining edges among tokens.

Upon visualising multiple input-output graphs like Figure 8, we understand that syntactic dependencies need not always be a precursor for identifying facts, e.g., ('a mounting strip', 'included')  $\rightarrow$  ('nsubjpass', 'NIL') and several facts are constructed using edges that do not incur from syntactic dependencies, e.g., ('between', '4 b')  $\rightarrow$  ('NIL', 'RELENT'). In contrast to the literature (Xu and Cai, 2021; Zuo et al., 2022), our observations across various sentences suggest that there is no generalizable correspondence between syntactic dependencies and their role in the extraction of facts that constitute engineering design knowledge.

In the input graph objects, we provide node features as a concatenation of fine-tuned BERT embeddings<sup>21</sup> (size 128), one-hot encoding (size 50) indicating POS tag, and another one-hot encoding (size 2) indicating the type of node – ‘entity’ or ‘relationship’. Based on the choice of GNN, we input edge features as syntactic dependency labels (0, 1, 2...39) or one-hot vectors (with size 40). As indicated in Figure 9, upon providing the graph object (with node and/or edge features) as input,

the model encodes the hidden states of nodes through several convolutional layers. We concatenate the hidden states of a pair of nodes to obtain the edge representation, which we then pass through multiple linear layers to get a prediction for the edge labels. Often referred to as message passing, the function of a convolutional layer is to aggregate features of neighbour nodes of a given node to obtain its hidden state. The edge representation that we derive from node hidden states should incorporate the context given by the whole sentence.

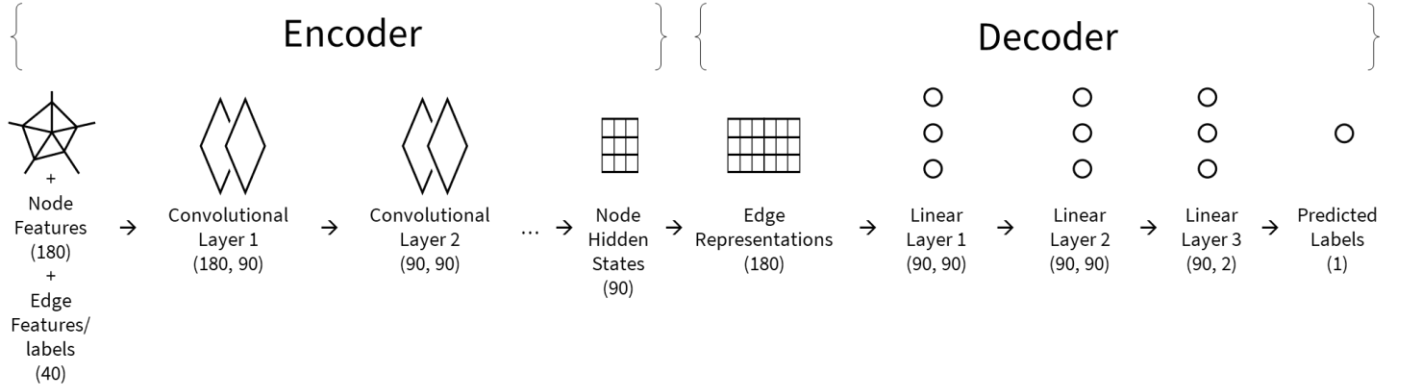


Figure 9: Model for edge classification.

Various convolutional layers implemented for GNNs differ in the way they aggregate neighbourhood information as follows.

- GraphSAGE (SAGE) layer<sup>22</sup> offers simple aggregation of features of neighbour nodes of a given node to obtain its hidden state. We use ‘mean’ and ‘pool’ aggregators as two variants for SAGE in our implementation.
- Graph Convolutional (GC) layer<sup>23</sup> linearly combines features of each neighbour, weighted by the inverse square root of node degrees.
- Relational Graph Convolutional (RGC) layer<sup>24</sup> linearly combines features of each neighbour based on the labels of the edges shared by these.
- Continuous-filter convolutional (CFC) layer<sup>25</sup> performs element-wise multiplication of node features and edge features for a given node and its neighbourhood.
- Principal Neighbourhood Aggregation Convolutional (PNAC) layer<sup>26</sup> uses MLPs to aggregate and scale node and edge features for a given node and its neighbourhood. While PNAC offers various aggregators and scalars, we use the following choices: *aggregators* – mean, maximum, moment3, variance; *scalar* – identity.

We train GNNs separately for predicting edge labels: ENTREL/NIL, RELREL/NIL, RELENT/NIL, and ENTENT/NIL. For each sentence, we thus create four graph objects that include an equal number of positive and negative edges of the target label. We list the number of graphs available for each label type in Table 5 and the total number of nodes and edges in these. We form batches of the graphs such that each batch includes approximately 25k nodes. For each batch, we randomly sample 5% of the edges to compute and minimize training loss and 15% of the edges to compute test accuracy. Other training parameters include the Number of Epochs = 10, Loss – Cross Entropy, Optimizer – Adam, and Learning Rate = 0.01. We summarize the results in Table 5, which includes training loss and test accuracy across all label types – ENTENT, ENTREL, RELREL, RELENT.

Table 5: Edge Classification Summary

	Entity-Entity (ENTENT)		Entity-Relation (ENTREL)		Relation-Relation (RELREL)		Relation-Entity (RELENT)	
No. of Graphs	1,724		44,098		32,246		44,098	
No. of Nodes	24,189		489,819		413,800		489,819	
No. of Edges	4,142		326,878		169,100		361,508	
	Loss	Accuracy	Loss	Accuracy	Loss	Accuracy	Loss	Accuracy
CFC	0.240	0.915	0.520	0.675	0.183	0.889	0.456	0.701
GC	0.689	0.531	0.691	0.500	0.666	0.555	0.692	0.501
PNAC (max)	0.680	0.537	0.536	0.552	0.192	0.889	0.481	0.697
PNAC (mean)	0.677	0.552	0.511	0.675	0.275	0.817	0.451	0.700
PNAC (mt3)	0.671	0.519	0.690	0.500	0.690	0.501	0.690	0.502
PNAC (var)	0.672	0.520	0.553	0.604	0.535	0.585	0.370	0.746
RGC	0.137	0.921	0.513	0.676	0.099	0.919	0.451	0.701
SAGE (mean)	0.687	0.529	0.687	0.499	0.573	0.615	0.689	0.504
SAGE (pool)	0.676	0.536	0.690	0.501	0.668	0.555	0.690	0.504

The performances indicated in Table 5 seem to be significantly poor compared to Benchmark I as implemented in Section 4.1. While Benchmark I aggregates BERT embeddings, POS tags, and syntactic dependencies, GNNs additionally capture and abstract the graph structure onto the edge representations. Despite carrying a theoretical advantage, GNNs offer poor performance, which could be attributed to various reasons. Due to the allocation of edges into four graphs for each sentence, a significant number of nodes have zero degrees. When graphs are grouped into batches, the model may not differentiate zero-degree nodes that belong to different graphs.

During earlier trials, we experimented with fully connected graphs having a significant majority of edges having ‘NIL’ labels. In such trials, training saturated much sooner, and the models predicted the ‘NIL’ label for all edges. In Table 5, RGC seems to offer the best performance, yet is significantly poor in Entity-Relation and Relation-Entity compared to Benchmark I. When applied to a few



sentences, RGC seems to predict irrelevant labels, e.g., ‘ENTREL’ for a relation-relation pair. In addition, the predictions are quite sensitive to the connectivity of the input graph. None of these issues improved by increasing the number of epochs or number of layers in GNNs.

Another major limitation of Benchmark II is that both training and application require identifying tokens, retrieving token embeddings, constructing graph objects, and forming node/edge features. These steps are not only complicated but also require hardware support. Besides, the models in Benchmark II consider a sentence as a collection of tokens, remaining unaware of the sequence and vocabulary information. Our approach, as explained in Section 3.2, overcomes the limitations of Benchmarks I and II by exploring a radically different technique.

Our approach is significantly more favourable than the benchmarks, considering the accuracy (99.41%) and the simplicity of the application. The accuracy is also reflected in the examples that we tested. We have shown using an example at the end of Section 3.2 how facts could be extracted in merely two steps using our approach. A shortcoming of our method, however, is the computational expense involved in training and application. Unlike the benchmarks, our method requires hardware support even for applications and requires a workaround for deploying onto servers for web-based tools. To demonstrate the efficacy of our method, we populate a domain knowledge base in the following section.

## 5. Application

As mentioned in Figure 2-2, we apply our method by creating and examining a domain knowledge base. We extract facts from sentences found in patents related to “fan systems” and combine these facts to form a knowledge base of fan systems. Based on the titles given by CPC system<sup>27</sup>, we retrieve patents within specific CPC groups that include the word ‘fan’ and lie within subsection – F04: Positive - displacement machines for liquids; pumps for liquids or elastic fluids. In APPENDIX VI, we list the selected groups, the corresponding titles, and the number of patents in these. To facilitate public usage (in any Python environment – CPU/GPU) of our method, we deploy a publicly usable python-package<sup>28</sup> named ‘design\_kgex’ and provide the usage instructions<sup>29</sup>.

### 5.1. Knowledge Extraction

Upon gathering a total of 5,121 patents related to fan systems, we scrape the paragraphs from the corresponding Google Patents webpages<sup>11</sup> as explained in APPENDIX I. While creating the dataset, we scraped a random paragraph under each section in a patent document. Herein, we scrape all paragraphs under sections that are not discarded (as listed in APPENDIX II). For each paragraph, we discard the sentences that have more than 100 tokens and clean the remaining sentences, according to the rules mentioned in APPENDIX III. We also discard the patents with more than 400 sentences, resulting in 4,870 patents. From the sentences in the remaining patents, using our method (Section 3), we extract facts and combine these into a knowledge base as in Table 6.

Table 6: Knowledge Base of Fan Systems

Number of Patents	4,870
Number of Sentences	603,184
Number of Facts	2,927,529
Number of Unique Entities	261,351
Number of Unique Relationships	115,782

To obtain an overview of the knowledge base generated, we retrieve the 30 most frequent entities with two or more tokens and not including any abstract entities like ‘the present invention’, ‘preferred embodiment’ etc. These entities hold 235 facts that have relationships with single tokens and 203 facts with multiple token relationships. We make this segregation to differentiate between generic and contextualised relationships. We randomly sample 20 facts with single token and multiple token relationships as shown in Figures 10-1 & Figure 10-2. We indicate ‘P##’ alongside a relationship if the fact is contextualised within a specific patent. The relationships without a patent identifier indicate that the fact has been found in multiple patents.

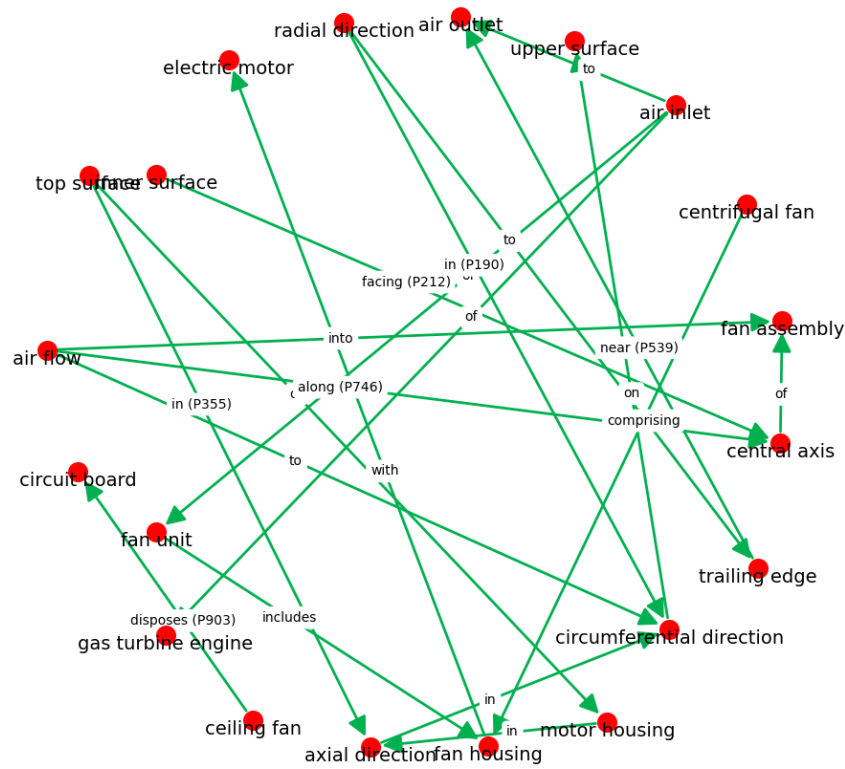


Figure 10-1: Partial ontology of fan system built using frequent entities and generic relationships.

Some facts are contextualised by patents such as P355<sup>30</sup>, P903<sup>31</sup>, P746<sup>32</sup>, P190<sup>33</sup>, P212<sup>34</sup>, P539<sup>35</sup>.

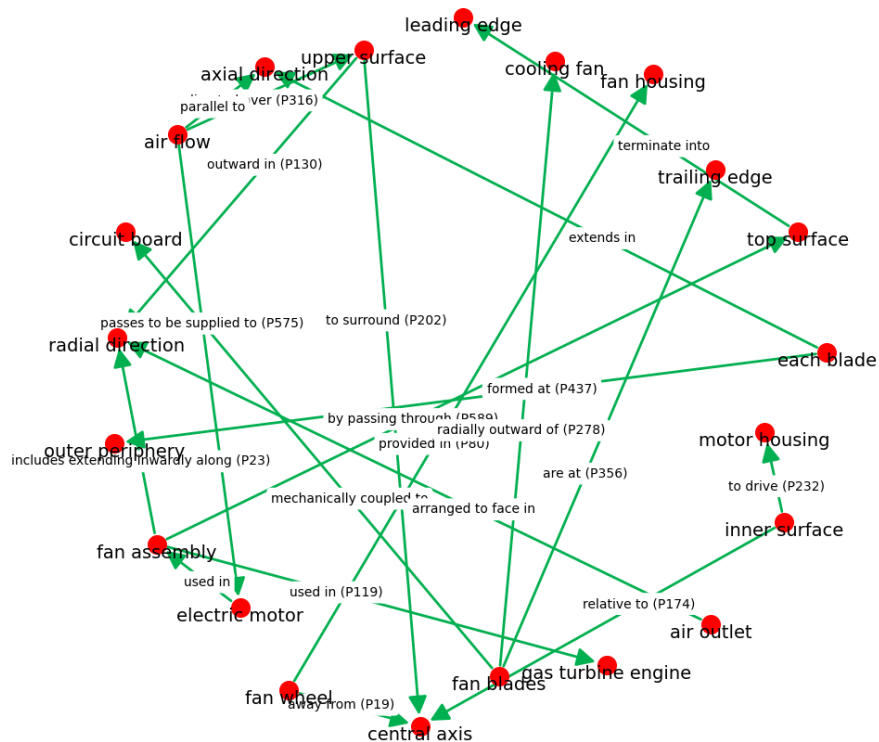


Figure 10-2: Partial ontology of fan system built using frequent entities and specific relationships.

Some facts are contextualised by patents such as P23<sup>36</sup>, P19<sup>37</sup>, P232<sup>38</sup>, P80<sup>39</sup>, P575<sup>40</sup>, P130<sup>41</sup>, P174<sup>42</sup>,

P202<sup>43</sup>, P356<sup>44</sup>, P316<sup>45</sup>, P119<sup>46</sup>, P437<sup>47</sup>, P589<sup>48</sup>, P278<sup>49</sup>

The facts that recur across multiple patents could be part of the domain ontology as partially depicted in Figure 10-1. Such recurring facts seem to have relationships such as ‘of’, ‘comprises’, ‘in’ etc., similar to ‘hasAttribute’, ‘hasComponent’ etc., in domain ontologies (Chen et al., 2020). Among facts with multiple token relationships, artefact level knowledge is communicated as purpose (e.g., fan assembly :: used in (P119) :: gas turbine engine), spatial arrangement (e.g., upper surface :: to surround (P202) :: central axis), interactions (e.g., fan blades :: mechanically coupled to :: circuit board) etc. As these relationships are contextualized within a patent, the facts shown in Figure 10-1 are more likely to be utilised for constructing domain ontologies. We also visualise contextualised knowledge by retrieving facts surrounding a component ‘belt drive’ (Figure 11). These facts could be elaborated by the corresponding sentence graphs as displayed in Figure 11.

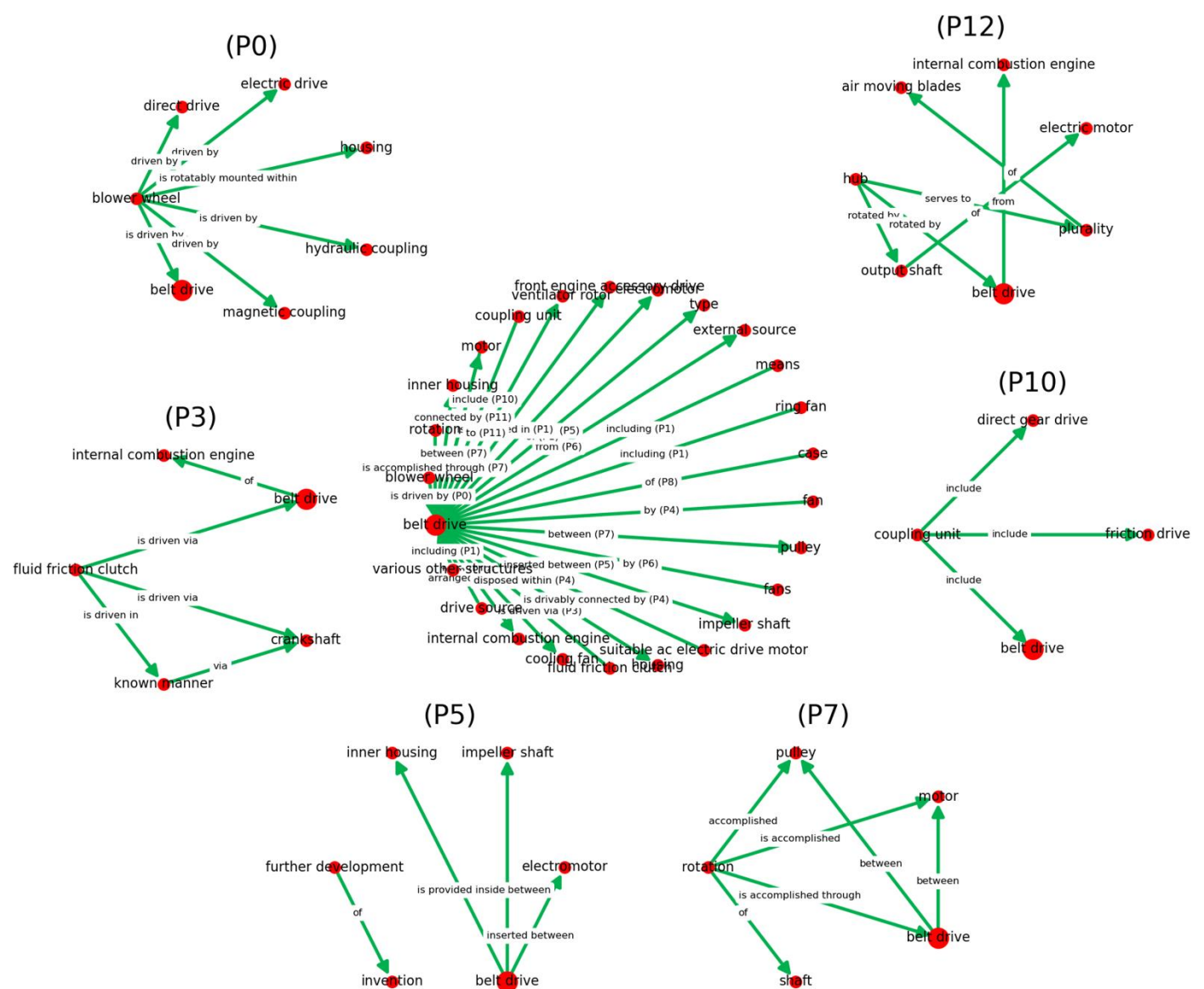


Figure 11: Facts surrounding belt drive that is contextualised by patents such as P0<sup>50</sup>, P1<sup>51</sup>, P2<sup>52</sup>, P3<sup>53</sup>, P4<sup>54</sup>, P5<sup>55</sup>, P6<sup>56</sup>, P7<sup>57</sup>, P8<sup>58</sup>, P9<sup>59</sup>, P10<sup>60</sup>, P11<sup>61</sup>, and P12<sup>62</sup>.

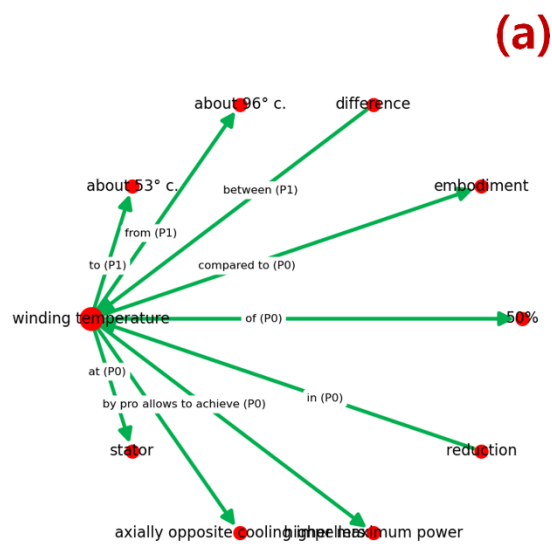
The knowledge surrounding belt drive in Figure 11 seems to indicate purposes (P7), subsystems/supersystems (P10), interactions (P0, P3), spatial arrangements (P5) etc. This contextualised knowledge is subject to the facts in domain ontology (Figure 10-1), which is in turn subject to physical laws (e.g., Figure 1a). As literature often focuses on technical documents communicating the knowledge of past cases (issues, arguments, solutions), design tasks like analysis and synthesis associated with belt drives should also consider ‘generalizable’ versions of knowledge such as the functioning of belt drives (function, behaviour, structure – Figure 11), the domain of fan systems (similar to Figure 10), and physical laws (similar to Figure 1a).

## 5.2. Comparative Discussion

*Qualitative Comparison with ChatGPT.* In this section, we demonstrate how the knowledge base of fan systems could be integrated with a design environment where some key issues<sup>63</sup> related to fan systems are addressed. To hold a comparative discussion, we consult ChatGPT<sup>64</sup> (v0.12.0; accessed – April 18, 2023) for similar issues. The purpose of this comparison is to position the importance of knowledge bases amidst the growing popularity of AI chatbots and their envisaged impact in environments where domain knowledge is imperative. As the knowledge of fan systems is also found in various public sources, we expect ChatGPT to offer valid opinions on the issues queried.

From a variety of issues that recur in fan systems, as detailed in the sourcebook<sup>65</sup> given by the US Department of Energy, we consider the following issues: ‘winding temperature’, ‘airflow noise’, or ‘pressure drop’. In our knowledge base, we search for entities that include these terms and ask ChatGPT to explain the causes and preventive measures for these issues. We retrieve the facts pertinent to these issues and combine these into a knowledge graph as shown alongside ChatGPT in Figures 12-1a, 12-2a & 12-3a. We also contextualise some of the facts using sentence knowledge graphs from specific patents as shown in Figures 12-1b, 12-2b & 12-3b.

For the ‘winding temperature’ issue, as shown in Figure 12-1a, facts indicate the range (from 96 degrees to 53 degrees) and observed location (stator) of the winding temperature. When explored further, in Figure 12-1b, Patent – P0 achieves a reduction in winding temperature at the stator by providing axially cooling impellers. The patent – P1 includes a cooling fan with a blower that reduces the winding temperature from 96 degrees to 53 degrees. Examining the knowledge graphs of other sentences in these patents could provide greater context and detail regarding the issue. The causes of winding temperature increase, as speculated by ChatGPT in Figure 12-1a, partly seem logically acceptable while being general and less knowledge-intensive for a design environment.



Fan Winding Overheating Prevention.

S

What causes winding temperature increase in a fan system and how to prevent it?

The winding temperature of a fan system can increase due to a variety of reasons, including:

1. Overloading: If the fan is operating beyond its rated capacity, it may draw more current than its winding can handle, causing the temperature to increase.

2. High ambient temperature: If the fan is operating in a high-temperature environment, it may struggle to dissipate heat, causing the temperature of the winding to rise.

3. Poor ventilation: Inadequate airflow around the fan can cause the temperature to increase as heat accumulates within the motor housing.

4. Bearing failure: If the fan's bearings are worn or damaged, it can cause friction and heat generation within the motor, leading to an increase in winding temperature.

To prevent winding temperature increase in a fan system, you can take the following measures:

1. Ensure that the fan is operating within its rated capacity and avoid overloading it.

2. Provide adequate ventilation around the fan to promote heat dissipation.

3. Operate the fan in an environment with a moderate temperature to prevent excessive heat buildup.

4. Regularly inspect and maintain the fan's bearings to prevent friction and heat generation. Replace them if they are worn or damaged.

5. Use a thermal overload protection device, which can automatically shut down the fan if the winding temperature reaches a dangerous level.

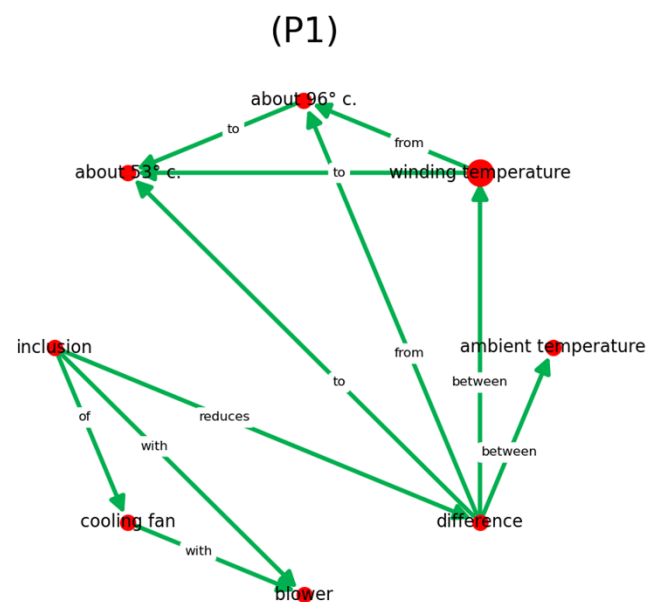
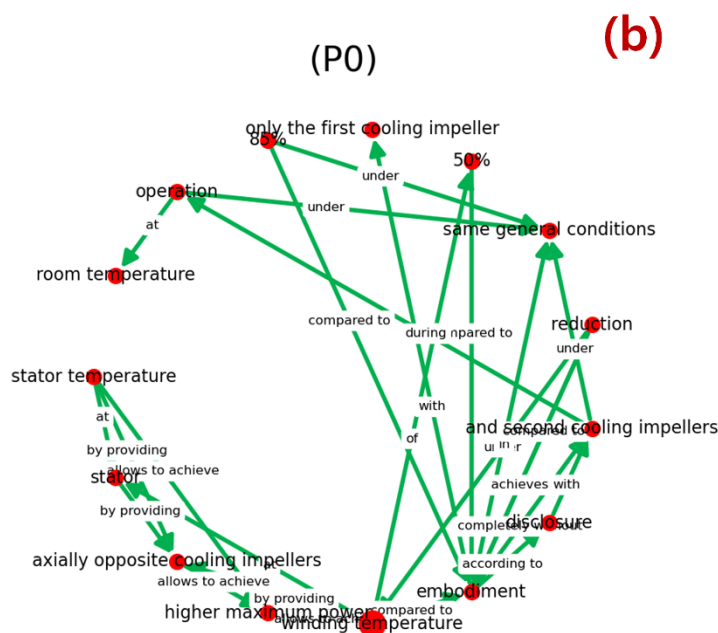


Figure 12-1: a) Graph surrounding the entity “winding temperature” and the response from ChatGPT regarding the causes and prevention of winding temperature increase in a fan system. The facts surrounding “winding temperature” in the graph are contextualised by patents such as P0<sup>66</sup>, and P1<sup>67</sup>; b) Examining the sentence graphs that include specific facts represented in the overall graph surrounding ‘winding temperature’.



(a)

Fan Winding Overheating Prevention.

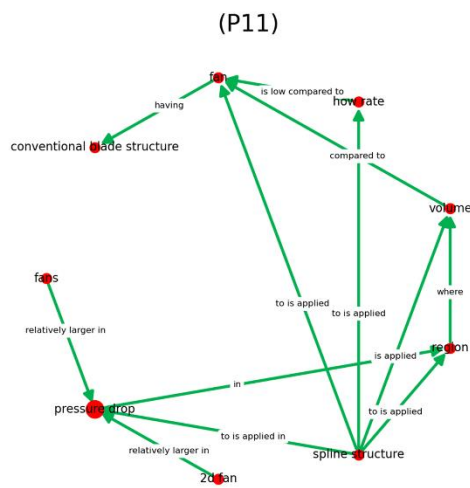
What causes winding temperature increase in a fan system and how to prevent it?

The winding temperature of a fan system can increase due to a variety of reasons, including:

1. Overloading: If the fan is operating beyond its rated capacity, it may draw more current than its winding can handle, causing the temperature to increase.
2. High ambient temperature: If the fan is operating in a high-temperature environment, it may struggle to dissipate heat, causing the temperature of the winding to rise.
3. Poor ventilation: Inadequate airflow around the fan can cause the temperature to increase as heat accumulates within the motor housing.
4. Bearing failure: If the fan's bearings are worn or damaged, it can cause friction and heat generation within the motor, leading to an increase in winding temperature.

To prevent winding temperature increase in a fan system, you can take the following measures:

1. Ensure that the fan is operating within its rated capacity and avoid overloading it.
2. Provide adequate ventilation around the fan to promote heat dissipation.
3. Operate the fan in an environment with a moderate temperature to prevent excessive heat buildup.
4. Regularly inspect and maintain the fan's bearings to prevent friction and heat generation. Replace them if they are worn or damaged.
5. Use a thermal overload protection device, which can automatically shut down the fan if the winding temperature reaches a dangerous level.



(b)

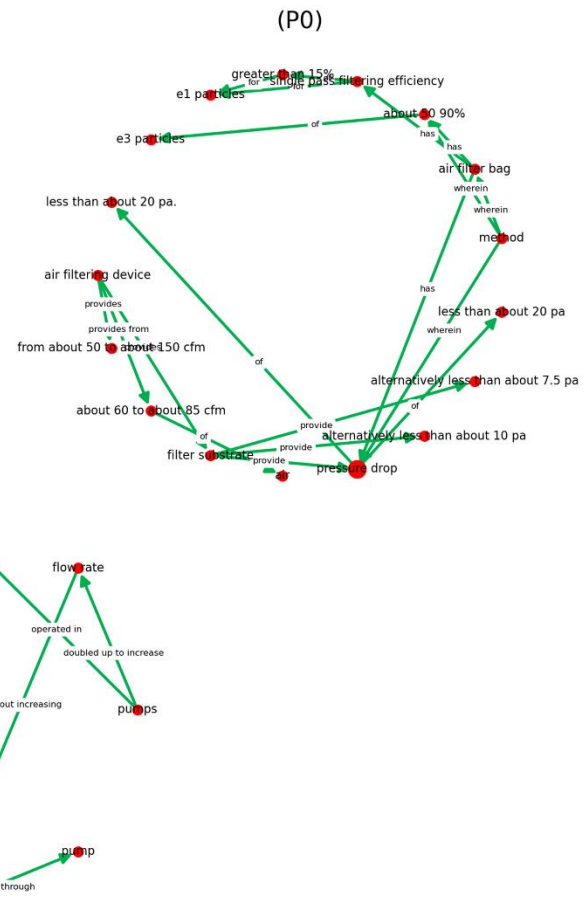


Figure 12-2: a) Graph surrounding the entity “pressure drop” and the response from ChatGPT regarding the causes and prevention of pressure drop in a fan system. The facts surrounding “pressure drop” in the graph are contextualised by patents such as P0<sup>68</sup>, P1<sup>69</sup>, P2<sup>70</sup>, P3<sup>71</sup>, P4<sup>72</sup>, P5<sup>73</sup>, P6<sup>74</sup>, P7<sup>75</sup>, P8<sup>76</sup>, P9<sup>77</sup>, P10<sup>78</sup>, P11<sup>79</sup>, P12<sup>80</sup>, P13<sup>81</sup>, P14<sup>82</sup>; b) examining the sentence graphs that include specific facts represented in the overall graph surrounding ‘pressure drop’.

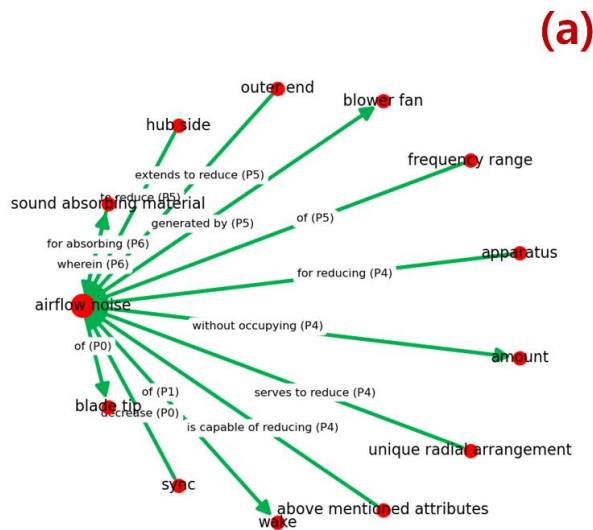
For the ‘pressure drop’ issue, knowledge graph shown in Figure 12-2a indicates that pressure drop is an attribute of the air-filter bag, occurring around bends and across the assembly. While patent – P13 introduces long, sweeping bends to minimize pressure drop, patent – P12 points towards a series of an entity that increase pressure drop. These facts suggest that pressure drop is mainly a phenomenon rather than an issue. When explored in Figure 12-2b, patent – P11 suggests that pressure is relatively larger in 2D fans. The patent – P0 introduces an air-filtering device, whose filter substrate provides a pressure drop of 7.5-10 pa, while also increasing the airflow from 60 to 85 cfm. Conversely, patent – P12 proposes pumps arranged in series to increase pressure drop.

Unlike the specific suggestions mentioned above, ChatGPT provides some common-sense suggestions in Figure 12-2a like regular maintenance, choosing the right fan, balancing the system etc. It also indicates the possibility of frictional losses that are well documented in various public sources. However, the speculation by ChatGPT that air velocity contributes to pressure drop is factually incorrect, given that the velocity component of total pressure generated by the fan increases with the air velocity. Moreover, ChatGPT assumes pressure drop is always an issue, different from the actual knowledge communicated in patent documents.

For the ‘airflow noise’ issue, the knowledge graph in Figure 12-3a points to various solutions that are also explored in Figure 12-3b. The patent – P5 proposes an outer end of each blade (specific to the blower fan) that extends from the shroud side to the hub side. The patent – P0 claims a sync, capable of reducing airflow noise, specifically that of blade tip. ChatGPT, on the other hand, speculates various possibilities related to blade design, fan speed, ductwork etc., while offering general suggestions like ‘regular maintenance’, ‘sound insulation’ etc.

Conversely, patent – P6 proposes a sound-absorbing material that is disposed of at a centrifugal blower unit (in a removable manner) to reduce airflow. In addition, patent – P4 claims to reduce airflow noise through a unique arrangement of panels. Upon exploring the facts (from other sentences) it is possible to understand the implementation-level details of the sound-absorbing material, arrangement of panels and so on. As opposed to general suggestions, specific details as provided in the knowledge graphs (as shown in Figure 12-3b) are necessary to implement a solution in the design environment.





Fan Winding Overheating Prevention.

What causes winding temperature increase in a fan system and how to prevent it?

The winding temperature of a fan system can increase due to a variety of reasons, including:

1. Overloading: If the fan is operating beyond its rated capacity, it may draw more current than its winding can handle, causing the temperature to increase.
2. High ambient temperature: If the fan is operating in a high-temperature environment, it may struggle to dissipate heat, causing the temperature of the winding to rise.
3. Poor ventilation: Inadequate airflow around the fan can cause the temperature to increase as heat accumulates within the motor housing.
4. Bearing failure: If the fan's bearings are worn or damaged, it can cause friction and heat generation within the motor, leading to an increase in winding temperature.

To prevent winding temperature increase in a fan system, you can take the following measures:

1. Ensure that the fan is operating within its rated capacity and avoid overloading it.
2. Provide adequate ventilation around the fan to promote heat dissipation.
3. Operate the fan in an environment with a moderate temperature to prevent excessive heat buildup.
4. Regularly inspect and maintain the fan's bearings to prevent friction and heat generation. Replace them if they are worn or damaged.
5. Use a thermal overload protection device, which can automatically shut down the fan if the winding temperature reaches a dangerous level.

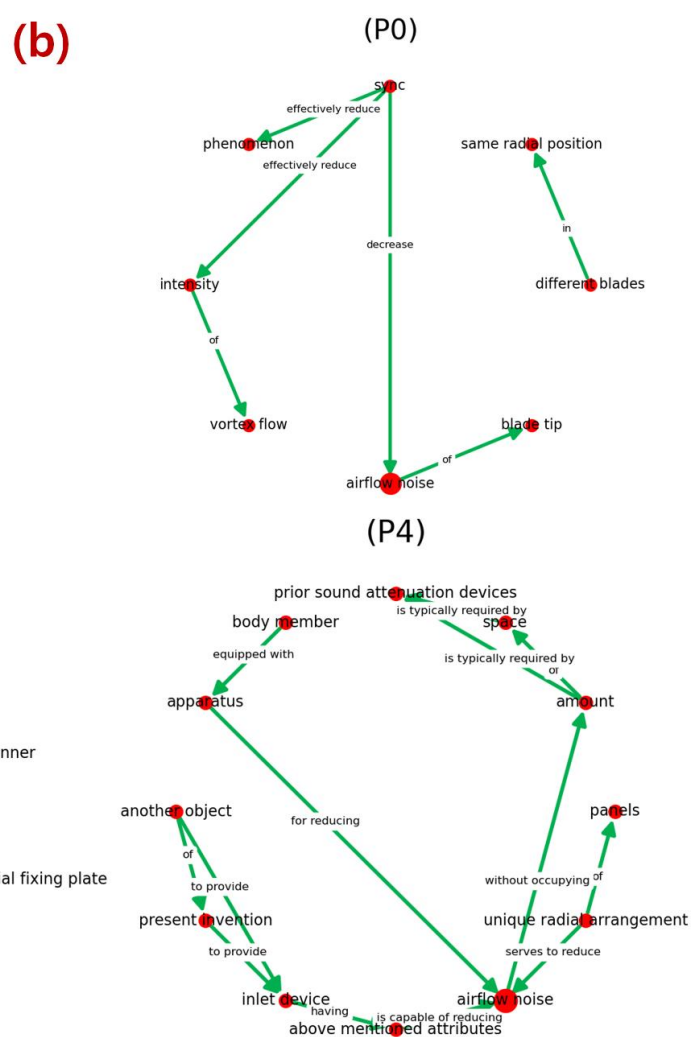
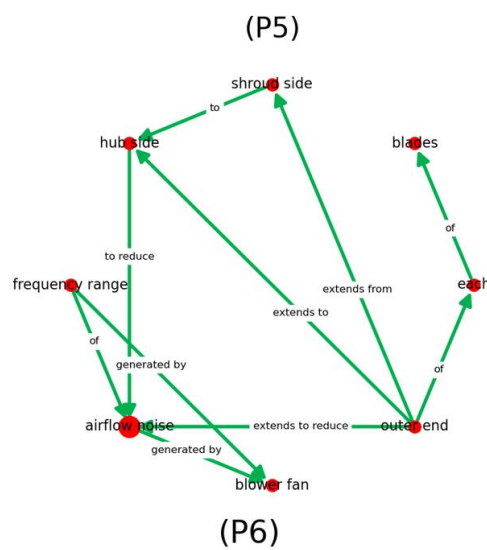


Figure 12-3: a) Graph surrounding the entity “airflow noise” and the response from ChatGPT regarding the causes and prevention of airflow noise in a fan system. The facts surrounding ‘airflow noise’ in the graph are contextualised by patents such as P0<sup>83</sup>, P1<sup>84</sup>, P2<sup>85</sup>, P3<sup>86</sup>, P4<sup>87</sup>, P5<sup>88</sup>, and P6<sup>89</sup>; b) examining the sentence graphs that include specific facts represented in the overall graph surrounding ‘airflow noise’.

*General Notes.* In the above discussion, we have compared two modes of human-computer interactions that could be adopted in a design environment. First, retrieving and expanding facts from the initial keyword search represents a typical “search, click, and navigate” interaction with a knowledge base. Second, asking questions in natural language with ChatGPT is an attempt to mimic a conversation (Q/A, discussion) with an expert. The choice of interaction to be deployed in a design environment depends on factors like the preferences of users, the availability of machine/expert knowledge etc.

Although keyword searches could be performed directly on raw patent sentences, facts extracted from these could be combined into a knowledge graph (Figures 12-1a-3a), which could be more advantageous than keyword summaries, in that, the users can choose to explore a result based on the context offered by the relationship between the keyword and target entity, e.g., sound absorbing material :: for absorbing :: airflow noise. To leverage such advantages of the knowledge graph, it is necessary to develop interfaces that offers search, exploration (e.g., Figure 12-1a → 12-1b), and comprehension, preferably with pertinent drawings retrieved from source patents.

Based on the above comparisons, ChatGPT appears to add less value to a design environment, considering the number of documents it has been exposed to. While ChatGPT provides various responses that sound logical and grammatical, design environments require factual responses that point towards specific aspects of the artefact of interest. Built upon a relatively small (4,870) set of patents, the knowledge base appears to deliver concrete facts that are directly applicable to a design environment.

Apart from providing quite general and occasionally misleading suggestions, ChatGPT and similar platforms require some radical improvements before delivering ‘expert’ level inputs in a design environment. If an expert is asked, for example, “What are the causes of pressure drop in a fan system and how to prevent it?” the response is likely to be a set of inquiries about the specifics (across, at...) of pressure drop, the type of fan, the use cases etc. The rebuttal to such inquiries could help the continuous elaboration of an issue to mutually develop a solution.

In Figure 12-2a, the knowledge graph includes facts such as pressure drop :: across :: housing, pressure drop :: around :: bends etc., which could be explored in depth. Likely, some of the target entities (e.g., housing, bends) are overlooked if these are retrieved as part of raw sentences, wherein, facts are often mentioned implicitly, with head and tail entities occasionally placed apart.

Aggregating facts (as shown in Figures 12-1a-3a) extracted from different sentences (also from different patents) appear to provide a much clearer overview of the relevant design knowledge.

The discussion therefore echoes our position in Section 1.1 that explicating knowledge graph representations (such as in Figure 12) is necessary for a knowledge-intensive design environment. While ChatGPT and similar platforms are likely to improve in terms of technical specificity, it is preferable that these are also empowered by domain-specific knowledge bases that include explicit and contextualised facts. In addition, the superior capabilities of ChatGPT to form well-tailored sentences could be brought to use in design environments to generate technical reports, e.g., using facts obtained from knowledge bases.

## 6. Closure

### 6.1. Summary

Our work aims to populate generalizable engineering design knowledge from natural language text to support knowledge-intensive tasks in the design process. In this work, we populated the knowledge of artefacts (patents) that could be generalized into domain ontologies as well as contextualised to specific systems. Different from traditional knowledge extraction methods, we proposed a method to identify both entities and relationships that could be combined to generate facts of the form head entity :: actual relationship :: tail entity. In our method, we created a dataset of 44,227 sentence-fact pairs (from 4,205 patents) and trained algorithms using various approaches.

To extract facts from a sentence, we first trained a custom tagger (accuracy = 0.933) through spaCy to identify tokens that entities and relationships. We then uniquely marked a pair of entities and trained a custom tagger through spaCy to identify the tokens that denote the relationship between the pair. Exhibiting a significantly high accuracy (0.994), the tagger was able to accurately identify the relationships when applied to sentences outside the dataset. To compare the performance of our method, we implemented two benchmark approaches.

In Benchmark I, we trained MLP classifiers to predict the following links among entity and relationship pairs: ENTENT, ENTREL, RELREL, and RELENT. Although the accuracies (0.988, 0.883, 0.962, 0.940) of the models seemed high, the actual application of these resulted in less meaningful predictions, mainly due to the lack of context accommodated by a pair of tokens. In Benchmark II, we converted sentences into graph objects and trained GNNs to predict the edges of the aforementioned types. Despite capturing more context, Benchmark II only offers poor accuracies (0.915, 0.675, 0.889, 0.701), that are also reflected when applied to other sentences.

Using our method, which performs significantly better than the benchmarks, we populated a knowledge base of fan systems, comprising over 2.9 million facts extracted from approximately 0.6 million sentences found in 4,870 patents. We provided an overview of the knowledge base and indicated the possibilities to construct domain ontologies and provide context for issues in specific subsystems. We also conducted a comparative discussion against ChatGPT in terms of query responses obtained for key issues in fan systems.

## 6.2. Conclusions

The primary conclusion of this work is that relationships could be extracted verbatim from natural language text, as opposed to being ‘predicted’ or ‘inferred’ from a set of predefined alternatives. The proposed method is therefore a departure from the traditional view of knowledge extraction in engineering design literature. The performances of the benchmarks suggest that token embeddings, despite being fine-tuned and coupled with POS tags and syntactic dependencies, are not adequate to capture the sentence context onto a pair of entities or relationships.

Our method that overcomes the limitations of the benchmarks also requires only a two-step implementation<sup>29</sup> for extracting facts. Upon conducting a preliminary analysis of the knowledge base (developed using our method), we understand the following:

- Relationships in common facts are largely made of single tokens representing attributes (‘of’) or sub/super-systems (‘comprising’).
- Relationships with multiple tokens or specific verbs are largely contextualised within patents. Such relationships represent interactions, spatial arrangements, transitions, purpose, examples etc.
- Facts surrounding specific subsystems (e.g., belt drive) seem to explain purposes, spatial arrangements, interactions, hierarchy, while also providing context for the knowledge of issues occurring in such subsystems.

We draw the following conclusions from the comparative discussion against ChatGPT regarding key issues in fan systems.

- Although suggestions from ChatGPT appear logical with well-formed sentences, these appear quite general and occasionally misleading with inaccurate information. The knowledge graphs, on the other hand, provide context for these issues with adequate technicality (e.g., spatial arrangement, and connections).
- Knowledge graphs summarize relevant facts across various sentences and present these with sufficient context. Leveraging the comprehensiveness of a patent document, these facts could be explored to multiple levels of depth, while also borrowing insights from pertinent drawings.
- The discussion enforces the importance of factual knowledge in a design environment, wherein, the capability of providing mere general suggestions with well-formed sentences is less valuable for addressing technical problems.

Our method is a two-step implementation, facilitated by the Python package<sup>28</sup> that handles all dependencies and could be used in a CPU-based Python environment. However, the steps involve creating spaCy objects using transformers, which is preferably done using GPU, especially when applied to multiple documents. Due to this reason, the Python package shall be used with limits when hosted as APIs and in web-based tools/interfaces.

We are planning to build domain-specific knowledge bases and conduct experimental studies (using interfaces) to assess the usefulness and usability of knowledge graph representations in design environments. While sources like textbooks are more generalizable compared to artefact descriptions, we have yet to investigate the applicability of our method to such sources. The work reported in this article is therefore an initial but significant progress toward populating generalizable engineering design knowledge.

## **Acknowledgements**

We deeply thank Prof. Lucienne T. M. Blessing for providing useful insights about this work during many discussions. We thank Prof. Wei Lu for offering technical advice during the initial stages of this work. We also thank the creators of valuable open-source libraries (as referenced in endnotes) and online resources that enabled the implementation of the algorithms for our work.

## APPENDIX I

To create a dataset of sentence-facts pairs, we retrieve patent metadata from PatentsView<sup>10</sup> and select a sample of patents. To account for variations in artefact descriptions across domains, we sample patents across 3-digit CPC Subsections<sup>27</sup> (e.g., F02) in USPTO. Upon importing the list of granted patents from Patents View (accessed on January 10, 2022), we filter the utility patents with the correct date. We then merge the classification codes given CPC (3-digit), CPC (4-digit) and the domains<sup>90</sup> given by Singh et al. (2021, p. 8). The total number of patents upon processing is 4,826,485 (Table A1).

Table A1: Source Data Summary

Granted Patents	7,903,067
Utility Patents	7,164,475
Patents with Correct Date	7,047,619
Patents with Domain Codes	4,826,935
Patents with Domain Codes and CPC Codes	4,826,485
Sample-based on 3-digit classes	4,205

According to a sample size calculator<sup>91</sup>, for a population size of 4,826,485, the preferred sample size is 4,141 patents, permitting a 2% margin of error and a 99% confidence level. To reflect the distribution of patents across CPC 3-digit codes<sup>92</sup>, we stratify the sample such that the proportion of patents with a 3-digit CPC code reflects the corresponding proportion in USPTO (Figure A1). In the cases where the proportion is less than 1, we sample one patent each. Hence, the final sample size is 4,205. For the sample identified, we scrape patent text from Google Patents<sup>11</sup> and store each patent as a dictionary with document headings as keys.

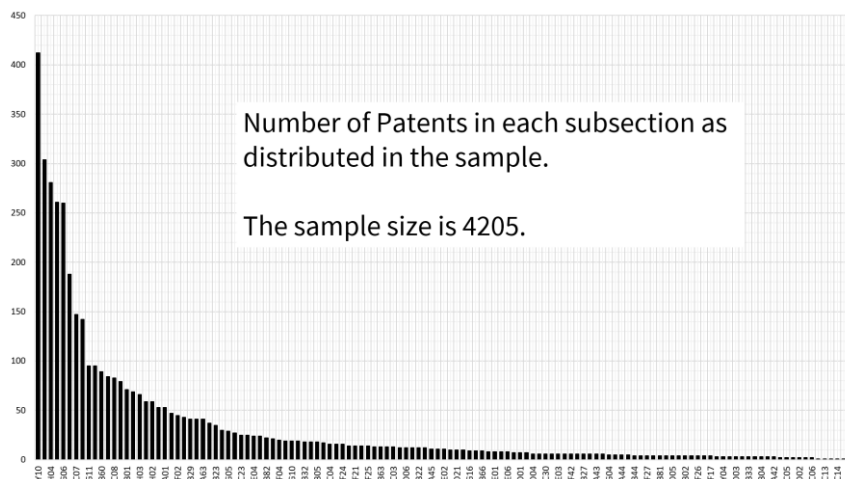


Figure A1: Distribution of patents in the sample across 3-digit subsections.



For the sample of 4,205 patents, we scrape full document text from the Google Patents webpage<sup>93</sup> using the BeautifulSoup<sup>94</sup> library. As linguistic and technical characteristics vary across different sections of a patent document, especially in ‘claims’ (Siddharth et al., 2021, p. 2), it is necessary to sample sentences across sections of a patent document as well. While title, abstract, and claims are separately positioned in different HTML divisions, other sections like summary, technical field, background, description of drawings, examples etc., are grouped and organised within a division of class ‘description’.

Inside these sections, each paragraph is given as a list element (<li> tag in HTML). We randomly select one paragraph from each section and store the patent text in a dictionary as follows.

```
{  
  "TITLE": "#title",  
  "ABSTRACT": "#abstract",  
  "SECTION HEADING 1": "#random paragraph",  
  "SECTION HEADING 2": "#random paragraph",  
  "SECTION HEADING 3": "#random paragraph",  
  "...": "#random paragraph",  
  "CLAIM": "#random claim"  
}
```

It is important to note that we do not scrape equations found in patent documents, e.g., “Lithium phosphates are provided which have the formula: ...  $\text{My } 5 + (\text{P1} - \text{z}/3 \text{ Siz}/3 \text{ O4})3.\text{q}(\text{Li2 O})$ ”<sup>95</sup>. Such equations could be identified by a specific HTML tag.

## APPENDIX II

Among 4,205 patents in the sample, there exist 11,243 unique section headings. A significant portion of these headings, the top 30 most frequent of which are displayed in Table A2, represent some aspects of the invention that do not directly point towards the knowledge of the artefact.

Table A2: Top 30 most frequent headings in scraped patent data vs. the final dataset. We highlight the discarded headings in scraped data. The frequencies of a few headings are lower in the final dataset relative to scraped data because the sentences in these do not contain any facts.

Scraped Data	Final Dataset
title (4205), abstract (4203), claim (4203), background of the invention (2817), brief description of the drawings (2739), summary of the invention (2649), field of the invention (932), detailed description of the invention (856), example 1 (698), detailed description (658), example 2 (632), example 3 (553), background (551), example 4 (478), detailed description of the preferred embodiments (440), example 5 (407), technical field (394), description of the preferred embodiments (386), summary (358), cross-reference to related applications (337), example 6 (334), examples (322), example 7 (295), example 8 (251), detailed description of the preferred embodiment (221), example 9 (219), description of the preferred embodiment (211), brief description of the drawing (193), brief summary of the invention (188), example 10 (184)	title (4204), claim (3896), abstract (3805), summary of the invention (2328), field of the invention (909), detailed description of the invention (797), detailed description (635), detailed description of the preferred embodiments (396), technical field (384), description of the preferred embodiments (363), summary (318), detailed description of the preferred embodiment (211), description of the preferred embodiment (202), brief summary of the invention (169), detailed description of preferred embodiments (102), disclosure of the invention (84), industrial applicability (65), description of the invention (60), objects of the invention (58), field of invention (58), description of preferred embodiments (53), field (53), summary of invention (44), brief description of the invention (44), description (35), technical field of the invention (33), disclosure of invention (32), detailed description of the embodiments (31), detailed description of a preferred embodiment (29), objects and summary of the invention (27)

As follows, we describe different types of such headings that we discard from the sample.

- Often mentioned after the abstract, cross-reference to related applications communicates the information that is relevant to a patent application or that, which is necessary for legal matters, e.g., “Ser. No. 474,597, filed May 30, 1974, now abandoned...”<sup>96</sup>
- Mentioned using various headings, the background of the invention communicates the knowledge of prior artefacts. While this knowledge is valuable from a domain perspective, including facts from these sections could lead to misrepresentation of the artefact that is put forward in the patent document.
- Mentioned in various forms, a brief description of drawings communicates different views of the engineering drawings and how these are displayed such that the reader of the patent document would comprehend. While the components, orientations, and spatial relationships are explained in the detailed description of the invention, the sections devoted to drawings

mention entities and relationships that mainly point towards the aspects of the drawings, e.g., “FIG. 7 is a schematic circuit diagram of the receiver control unit...”<sup>97</sup>

- Similar to the description of drawings, the sections with headings explicitly mentioning figure numbers mention entities and relationships pertinent to figures, e.g., “FIG 4 is a greatly enlarged view of a portion of the heater...”<sup>98</sup>
- Examples provided in the patents largely related to the synthesis of chemicals or drugs explain cases in which these are developed are applied. These sections often introduce equations that include unrecognizable symbols and communicate inventor activities, e.g., “An intimate mixture of 0.037 g Li<sub>2</sub> CO<sub>3</sub>, 5.240 g... was heated in a platinum crucible”<sup>95</sup>, “Tests were performed ten times in a 100-ton LD converter”<sup>99</sup>.
- Inventor activities are also mentioned in sections with explicit headings like “PREPARATION OF ANTIBIOTIC 890A3”<sup>100</sup>, “15. POLYMERIZATION OF 5,6-DIMETHYLENE-1,4-DIOXAN-2,3-DIONE”<sup>101</sup> or “SYNTHESIS 3 (COMPOUND NO. 16)”<sup>102</sup>. These sections also indicate the distinct language usage (e.g., “were performed”), indicating a past activity, while other sections that communicate the knowledge artefact mainly use past tense.
- Although inventor activities are not explicated in headings like “36-1). 1-(4-HYDROXYMETHYLPHENYLAMINO)-CYCLOBUTANECARBONITRILE, 36A”<sup>103</sup>, these sections communicate the process behind the preparation/development of the invention.
- The sections explaining the best mode for carrying out the invention need not often communicate inventor activities but mention application-related information in certain instances, e.g., “...I was advised that the National Association of Home Builders had concluded that the USPTO should not issue patents relating to land development”<sup>104</sup>.

Since heading types 4-7 are often characterized by the presence of numerical characters, long strings, and the presence of terms like ‘example’ or ‘fig’, we filter these using rules accordingly. As we analyse each patent in the sample, using the interface, we mark new headings that must be discarded and continuously update a list of discarded headings. In the final dataset, we obtain 362 unique headings, the top 30 most frequent ones of which are shown in Table A2. To avoid the occurrence of new headings that fall under one of the types mentioned above, we consider only the filtered headings from the sample to process future documents.

## APPENDIX III

Cleaning text involves processing the sentences to eliminate tokens and characters with undesirable characteristics. Since there is no gold standard for cleaning patent text, we continuously learn and evolve rules while scanning through each patent using the interface (Figure 3b). As the text is sampled from all CPC 3-digit subsections, we assume that the text cleaning rules that we learn using this sample should apply to the remainder of the patent database. For cleaning and processing text, we use the NLP library - *'en\_core\_web\_trf'* (v3.2.0)<sup>105</sup>.

As we have randomly selected a paragraph within each section of a patent document, the paragraph must be segmented into sentences for identifying facts. We use the sentencizer component in spaCy to detect the appropriate end of the sentence. Although detection works well in the 'abstract' section of a patent, other sections include certain instances like 'FIG. 2' that causes segmentation at the '.' character. While instances such as 'FIG.', 'FIGS.', 'Pat.', and 'No.' are quite common, specific instances like 'cc.', 'wt.', 'mg.', and '%.' are also detected by spaCy as the end of the sentence, e.g., "material in grams per cc. resulting in a surface area"<sup>106</sup>. For such cases, we replace the instance with that without the '.' character.

Different from a few methods in the literature, we do not strip all punctuations as several ones (e.g., comma ',') are imperative to the sentence structure and syntactic dependencies. However, we strip specific punctuations such as '\', '-', and '\_' that pose issues in downstream tasks. As relationships are often duplicated using 'and' and 'or' (explained in Section 2.2), we replace the occurrences of 'and/or' to 'and', e.g., "...changes in nozzle flow area and/or manifold vacuum"<sup>107</sup>. We also strip the white space that result from the above cleaning steps.

As it is common in technical documents, we identify various occurrences of text within parentheses, e.g., "...transmitter (FIG. 1) includes means (7) for generating..."<sup>97</sup> and curly braces, e.g., "one frame time period is set about {fraction (1/60)} second..."<sup>108</sup>. Occasionally, the text is present with inner parentheses as well, e.g., "the acyl group is (—C(O)R1) where R1 is a C1-C5 lower alkyl"<sup>109</sup>. To prevent issues with dependency parsing and token classification, we apply regular expression methods thrice to eliminate text within parentheses, curly, square, and angular braces. This step also allows us to mark entities in a unique way as shown in Section 3.2.

We filter the sentences that have more than 100 tokens to retain end-to-end syntactic dependencies within a sentence and most importantly to accommodate the maximum sequence length limit for

usage in transformers. As the number of sentences above 100 tokens amount to less than 0.05% in the sample, the loss of data from the sample is less significant. While cleaning steps mentioned thus far commonly apply to all sections of a patent, we perform a few steps as follows that are specific to claims. Patent claims, as noted by Wang et al. (2015, pp. 432, 433), carry the following peculiarities that could hinder the performances of NLP tools.

- a) Usage of parentheses for indicating figure ids or even complex noun phrases (e.g., “FIG. 1”).
- b) Consideration of past participles in complex noun phrases as past forms (e.g., “damaged surface”).
- c) Recursion of verbs – e.g., “A including B comprising C...”
- d) Coordination issues – e.g., “A comprises B... C... and D...”
- e) The usage of “we claim”, and “as claimed in claim#” to denote dependent and independent claims.

While we eliminate the text within parenthesis in one of the cleaning steps, the issues pertinent to noun phrases, recursion and coordination have largely been worked out in state-of-the-art dependency parsing tools. Besides, we identify dependent claims using a HTML class – “claim-dependent” on the Google Patents webpage. These claims usually begin with, for example, “**A method according to claim 1, in which** as **material...**”<sup>110</sup>, “**The combination set forth in claim 2 in which** said **laterally deviated portions...**”<sup>98</sup>. To eliminate instances such as ‘claim #’, ‘according to’, and ‘set forth in’, we remove the text from the first noun phrase in the sentence until the one that includes ‘claim’, e.g., “**A method, in** which as **material...**”

We also remove numbers in claims –e.g., “1. A facsimile communication system transmitting...”<sup>97</sup>. As claims are long (even as long as 500 tokens) and written as in single sentences, Wang et al. (2015, p. 433) note that segmentation is necessary to retain syntactic dependencies. While Siddharth et al. (2021, p. 4) suggest to segment claims at ‘which’ or ‘that’, we understand from the dataset that such long claims are already segmented in the Google Patents webpage<sup>111</sup> using ‘:’, ‘;’ and line breaks (‘\n’), e.g., “...means for moving said blade comprising the steps of: <step1> \n <step2> \n...”<sup>112</sup>. These segments are already considered separate sentences. In addition, as we also filter sentences longer than 100 tokens, specific strategies to segment claims would not be necessary.

## APPENDIX IV

Across the entire sample of over 50,000 sentences, we observe that hierarchical relationships are the most frequent. As illustrated below, the verb ‘comprises’ duplicates across the sentence to capture multiple subsystems.

“The catalyst component comprises a magnesium chloride support, a titanium trichloride, an aluminum trichloride and an organic phosphite”<sup>113</sup>

The catalyst component :: comprises :: a magnesium chloride support  
The catalyst component :: comprises :: a titanium trichloride  
The catalyst component :: comprises :: an aluminum trichloride  
The catalyst component :: comprises :: an organic phosphite

In addition to subsystems, hierarchical relationships are used to capture subprocesses as well. As a process constitutes many steps or actions that are often described using verbs, the hierarchical relationship in the example below is given as a combination of ‘comprises’ and a verb.

“...the method comprises generating magnetic nanoclusters from a target of magnetic material, crystallizing the magnetic nanoclusters, and depositing the magnetic nanoclusters onto a substrate...”<sup>114</sup>

the method :: comprises generating :: magnetic nanoclusters  
the method :: comprises crystallizing :: the magnetic nanoclusters  
the method :: comprises depositing :: the magnetic nanoclusters

In addition to ‘comprises’, hierarchical relationships are represented using terms such as ‘includes’, ‘constitutes’, ‘wherein’, etc., (Siddharth et al., 2021, p. 3). While the term ‘has’ also appears to denote a hierarchical relationship, our observation across the sentences (as illustrated below) show that it used to represent a subsystem-attribute relationship.

“The protector 9 has curved walls 28, 29, guide rail 30, slider 31...”<sup>115</sup>

The protector :: has :: curved walls  
The protector :: has :: guide rail  
The protector :: has :: slider

“a cookie having good texture, crispness, flavor, mouth feel and sweetness”<sup>116</sup>

a cookie :: having :: good texture  
a cookie :: having :: crispness  
a cookie :: having :: flavor  
a cookie :: having :: mouth  
a cookie :: having :: sweetness

Attributes of a system are largely captured in the format, “subsystem :: has :: attribute” (as shown above). We also observe that attributes are captured as “attribute :: of :: subsystem”.

“The pressure range of the cluster forming chamber 410, the encapsulation chamber 429 and the deposition chamber 430 can be set to...”<sup>114</sup>

The pressure range :: of :: the cluster forming chamber  
The pressure range :: of :: the encapsulation chamber  
The pressure range :: of :: the deposition chamber

Different from the example shown above, Yamamoto et al. (2010, p. 6) retrieve hierarchical relationships that are expressed as “X of Y” in natural language text, e.g., “wheel of car”. Such instances are rare in patent documents, wherein, the X in “X of Y” is often an attribute instead of

subsystem. Apart from hierarchical and attribute relationships, other relationships among subsystems/subprocesses constitute various verbs as illustrated below.

“This arrangement adopts the automatic rough judgment and the users final visual check to accurately recognize the focusing status of the photographic image”<sup>117</sup>

This arrangement :: adopts :: the automatic rough judgment  
This arrangement :: adopts :: the users final visual check

Different from the above example, a pair of entities could be indirectly associated by a verb through pronouns such as ‘which’ or ‘that’. In such cases, as illustrated below, the head entity is the actual noun phrase to which ‘which’ or ‘that’ refers to<sup>118</sup>.

“High vacuum, which indicates minimal gas consumption, increases the size...”<sup>119</sup>

High vacuum :: indicates :: minimal gas consumption  
High vacuum :: increases :: the size

A relationship is often made specific using prepositions that are placed alongside verbs as illustrated below.

“Organic ring compounds, para aminophenylacetic acid and 4 aminoantipyrine may also be added to the bath together...”<sup>120</sup>

4 aminoantipyrine :: added to :: the bath  
para aminophenylacetic acid :: added to :: the bath  
Organic ring compounds :: added to :: the bath

“Similar surface morphology trends are observed with growth temperature at otherwise constant conditions, or with growth rate at otherwise constant conditions”<sup>121</sup>

Similar surface morphology trends :: are observed with :: growth temperature  
Similar surface morphology trends :: are observed with :: growth rate

As shown in the example below, relationships could be more specific when multiple verbs are combined using prepositions.

“...the present invention provides vehicle lights designed to alleviate these problems and to provide improved efficiency”<sup>122</sup>

vehicle lights :: designed to alleviate :: these problems  
vehicle lights :: designed to provide :: improved efficiency

The terms ‘from’ and ‘to’ also denote a relationship that associates a pair of states and thus describes a state change or a transition.

“...under a condition that changes the growth mode from the substantially 3D growth mode to a substantially 2D growth mode”<sup>123</sup>

the growth mode :: from :: the substantially 3D growth mode  
the growth mode :: to :: a substantially 2D growth mode

In the above example, the entities are states of a system or a process and the facts thus assume forms “state :: from :: state 1” and “state :: to :: state 2.” To describe a state change with respect to a subsystem, a verb is used in combination with ‘from’ and ‘to’ to specify a transition.



“The GaN/substrate bi layer may be cooled from the growth temperature to an ambient temperature...”<sup>121</sup>

The GaN/substrate bi layer :: cooled from :: the growth temperature  
The GaN/substrate bi layer :: cooled to :: an ambient temperature

“In a write/read mode, data is transited from an input/output buffer via the transition circuit to an input of the write amplifier...”<sup>124</sup>

data :: is transited from :: an input/output buffer  
data :: is transited via :: the transition circuit  
data :: is transited to :: an input

Thus far, we have indicated various relationships whose tokens are ordered along with the sentence. We observe several instances where the head entity is mentioned before the tail entity such that relationship tokens are directed in reverse order.

“...said molding plates bound a mold cavity, into which a material can be injected by means of the injection molding device during operation...”<sup>125</sup>

a material :: injected into :: a mold cavity  
a material :: injected by :: means  
a material :: injected during :: operation

In the above example, the tail entity ‘a mold cavity’ is recalled in the sentence using ‘which’ in combination with a preposition – ‘into’. While the verb – ‘injected’ combines with ‘by’ in a relationship between ‘a material’ and ‘means’, it also combines with ‘into’ for associating ‘a material’ and ‘mold cavity’ that was previously mentioned in the sentence. Such intricate positioning of relationships shows how design knowledge is made implicit. As follows, we provide additional examples where the prepositions such as ‘to’, ‘with’, ‘at’ and ‘through’ as used to capture such intricate relationships.

“The actuator is divided into two cells by a power transfer shaft to which is attached a vent follower...”<sup>126</sup>

a vent follower :: is attached to :: a power transfer shaft

“...the protecting member has a slanted contact portion with which the wire harness derived from the second harness outlet is brought into slanting contact...”<sup>115</sup>

the wire harness :: derived with :: a slanted contact portion

“The GaN/substrate bi layer is cooled from a growth temperature at which the bulk layer is grown to an ambient temperature...”<sup>121</sup>

the bulk layer :: is grown at :: a growth temperature

“...subdivided into three parts, a lid with a hole through which the shaft of the tap extends, an upper half...”<sup>127</sup>

the shaft :: extends through :: a hole

Different from the examples above that involve explicit anaphora like ‘which’, the head entity could be placed after the tail entity and still be associated using a relationship.

“In one embodiment, the present invention seeks to maximize the COR...”<sup>128</sup>

the present invention :: In :: one embodiment

“Upon attainment of the desired temperature level, a selected quantity of the reducing agent is introduced into the chamber...”<sup>129</sup>

a selected quantity :: Upon attainment of :: the desired temperature level

The above example illustrates a common sentence structure, wherein, a premise is communicated before the actual statement. Further distinguishable from the above examples, the relationship tokens could be placed in more intricate ways.

“Method of treating or preventing the inflammatory response of colitis in a subject comprising administering to the subject an effective amount of a substance that modulates IL 13 activity”<sup>130</sup>

Method :: comprising administering :: an effective amount  
an effective amount :: to :: the subject

As the sentences in patent documents are usually long, the above-illustrated ordering of tokens is necessary to avoid the repetition of terms. In the above example, although ‘administering’ and ‘to’ are placed alongside, these tokens belong to separate facts. Such coordination ambiguities are prevalent in technical documents and could be avoided by framing short sentences with explicit entities and relationships. The relationships mentioned thus far somehow communicate the structure or behaviour of the artefact proposed in patent documents. The following example shows how relationships are used to exemplify a relatively abstract entity using concrete technical terms.

“...the milling can take place in the presence of a dry hydrocarbon diluent such as hexane, heptane, cyclohexane...”<sup>131</sup>

a dry hydrocarbon diluent :: such as :: hexane  
a dry hydrocarbon diluent :: such as :: heptane  
a dry hydrocarbon diluent :: such as :: cyclohexane

Although not explicitly describing a hierarchical relationship, terms like ‘relates to’, ‘involves’, and ‘pertains to’ are used to communicate what the invention is about.

“The present invention generally relates to accessing one or more file systems, for example scanning files in a computer or computer system, and more particularly to a method, system and computer program, such as...”<sup>132</sup>

The present invention :: relates to accessing :: one or more file systems  
The present invention :: relates to scanning :: files  
The present invention :: relates particularly to :: a method  
The present invention :: relates particularly to :: system  
The present invention :: relates particularly to :: computer program

On rare occasions, an entity is composed of multiple noun phrases that are placed adjacent to each other. While such entities are not associated with each other and do not belong to a fact, as follows, we mark these instances without a relation in-between to capture compound entities.

“the sealing members previously described to operate as one way valves...”<sup>129</sup>

one way :: :: valves

“An alternative is to read a write power setup value  $\Delta P$  for the optical disc...”<sup>133</sup>

a write power setup value :: ::  $\Delta P$

We exclude certain facts or terms within facts when encountered with the following cases.

- Certain patent-centric terms like ‘said’, e.g., “...molding material is inserted by *said* injection molding device thereby forming a registration carrier...”<sup>125</sup>.
- Phrases like ‘can be’, ‘may be’, ‘could be’, ‘so that’, ‘such that’ etc., to reduce the size of the relationship, e.g., “a material *can be* injected by means of the injection molding”<sup>125</sup>
- Specific numbers – e.g., “...measuring light at a wavelength of between about 300 and about 620 nanometers which are reflected from said test device”<sup>134</sup>
- Facts in which one of the entities is a pronoun like ‘it’, ‘they’, ‘them’, and ‘any’ etc., except for ‘which’ or ‘that’.
- Terms that combine ‘there’ or ‘here’ with a preposition - e.g., ‘thereby’, ‘therebetween’, ‘thereto’, ‘wherefrom’, ‘hereafter’ etc. While omitting these does not often incur a loss of meaning, these are intermittently identified as noun phrases as well.
- Relationships given by ‘until’, ‘since’, ‘when’, ‘as’ etc., that associate behaviours rather than entities. For example, in the sentence “cutter shell 49 will be **locked on** rolling cutter shell 48 **until a** replacement **is required at** the end”<sup>135</sup>, the term ‘until’ denotes an association between ‘locked on’ and ‘is required at’ that by themselves are relationships rather than entities.

## APPENDIX V

We fine-tune BERT for masked-language modelling<sup>13</sup> using 44,227 sentences in the dataset to learn representations of individual tokens in these. In masked-language modelling, we mask 15% of the tokens in each sentence to predict the correct tokens as output labels. Token representations are learnt as embeddings while training the model. For this implementation, we utilise the BERT tokenizer that tokenizes a sentence<sup>136</sup> differently compared to spaCy tokens as illustrated below.

<b>Sentence</b>	“Biocidal compositions and use thereof containing a synergistic mixture of 2 bromo 2 nitropropane 1,3 diol and methyl sulfonyl acrylonitile” <sup>137</sup>
<b>spaCy</b>	['Biocidal', 'compositions', 'and', 'use', 'thereof', 'containing', 'a', 'synergistic', 'mixture', 'of', '2', 'bromo', '2', 'nitropropane', '1,3', 'diol', 'and', 'methyl', 'sulfonyl', 'acrylonitile']
<b>BERT</b>	['[CLS]', 'bio', '##ci', '##dal', 'compositions', 'and', 'use', 'thereof', 'containing', 'a', 'syn', '##er', '##gist', '##ic', 'mixture', 'of', '2', 'bro', '##mo', '2', 'ni', '##tro', '##pro', '##pan', '##e', '1', ',', '3', 'di', '##ol', 'and', 'methyl', 'sul', '##fo', '##ny', '##l', 'ac', '##ryl', '##oni', '##tile', '[SEP]', '[PAD]', '[PAD]'...]

Since BERT vocabulary does not include several domain-specific terms as shown in the above example, the BERT tokenizer performs word-piece tokenization such that sub-strings extracted from unknown terms are part of the vocabulary. In addition, BERT tokenizer adds beginning of sentence ('[CLS]'), end of sentence ('[SEP]') and padding tokens ('[PAD]'). The padding tokens are added until the maximum sequence length (= 256). We convert each sentence into a sequence of token ids and fine-tune BERT for masked-language modelling. At epoch 5, we observe a minimum *loss of 0.009* and terminate the training to save the model state.

We illustrate the necessity of this masked-language modelling as follows. Upon masking two tokens, as follows, we indicate the predicted tokens using pre-trained and fine-tuned BERT models.

“Biocidal [MASK 1] and use thereof containing a synergistic mixture of 2 bromo 2 nitropropane 1,3 diol and methyl sulfonyl [MASK 2]”

<b>MASK 1</b>	<b>MASK 1</b>	<b>MASK 2</b>	<b>MASK 2</b>
<b>(BERT Pre-trained)</b>	<b>(BERT Fine-tuned)</b>	<b>(BERT Pre-trained)</b>	<b>(BERT Fine-tuned)</b>
'application' (0.067)	'compositions' (0.836)	'.' (0.698)	'groups' (0.422)
'synthesis' (0.038)	'composition' (0.083)	',' (0.301)	'coa' (0.244)
'preparation' (0.038)	'compounds' (0.075)	'?' (5.829e-05)	'ether' (0.154)
'treatment' (0.029)	'agents' (0.0005)	' ' (5.324e-05)	'carbonate' (0.0218)
'activity' (0.023)	'compound' (0.0005)	'l' (2.519e-05)	'6' (0.017)

While the fine-tuned model correctly predicted [MASK 1] as 'compositions' with the highest weight (0.836), the pre-trained model only predicts some terms that could be semantically similar to 'compositions'. For [MASK 2], although the fine-tuned model does not predict the correct term 'acrylonitile', it can identify some domain terms, whereas the pre-trained model predicts an end of

sentence '.' or ';' with higher weights. The token embeddings from pre-trained model are less meaningful as demonstrated in the example above.

We retrieve the token embeddings using the fine-tuned model as follows. As we created the dataset using noun phrases and tokens given by spaCy, the facts in our dataset include the token ids given by spaCy. The BERT tokenizer, however, returns a sequence of a larger length with sub-strings due to word-piece tokenization. Hence, token embeddings retrieved from BERT do not represent the actual tokens given by spaCy. For example, the BERT tokenizer decomposes 'Biocidal' into 'bio', '##ci', and '##dal' and provides three token embeddings. In such cases, we obtain the average of embeddings to get a spaCy token embedding.

For each sentence, BERT returns 256 embeddings of 768 dimensions each. We select the embeddings for BERT tokens that lie within '[CLS]' and '[SEP]', apply the averages for decomposed tokens, and retrieve the embeddings for all spaCy tokens in a sentence. Due to high dimensionality (= 768), we find it is less feasible to store and process all token embeddings belonging to 44,227 sentences in the dataset. Hence, we create batches of these embeddings and reduce the dimensionality to 128 using UMAP<sup>138</sup>.

## APPENDIX VI

Table A3: CPC Groups related to fan systems.

CPC Group	Count	Group Title			
F04D17/164	71	Radial-flow pumps, e.g. centrifugal pumps; Helico-centrifugal pumps -Centrifugal pumps-for displacing without appreciable compression-Multi-stage fans, e.g. for vacuum cleaners			
F04D19/002	912	Axial-flow pumps		-Axial flow fans	
F04D19/005	47	...		-Axial flow fans-reversible fans	
F04D19/007	193	...		-multistage fans	
F04D25/084	234	Pumping installations or systems - Units comprising pumps and their driving means -the working fluid being air,		e.g., for ventilation-hand fans	
F04D25/086	7	...		e.g., for ventilation-hand fans-hand operated	
F04D25/088	861	...		e.g., for ventilation-Ceiling fans	
F04D25/105	112	Pumping installations or systems		-Units comprising pumps and their driving means - the working fluid being air, e.g., for ventilation-the unit having provisions for automatically changing direction of output air-by changing rotor axis direction, e.g., oscillating fans	
F04D25/166	530	...		-Combinations of two or more pumps; Producing two or more separate gas flows-using fans	
F04D29/263	195	Details, component parts, or accessories -Rotors specially for elastic fluids		mounting fan or blower rotors on shafts	
F04D29/281	741	...		-for centrifugal or helico-centrifugal pumps; for radial-flow or helico-centrifugal pumps-for fans or blowers	
F04D29/282	316	...		...	-the leading edge of each vane being substantially parallel to the rotation axis-
F04D29/283	147	...		...	... -rotors of the squirrel-cage type
F04D29/325	515	Details, component parts, or accessories -Rotors specially for elastic fluids-for axial flow pumps-for axial flow fans		-	
F04D29/326	194	...		-comprising a rotating shroud	
F04D29/327	45	...		-with non identical blades	
F04D29/328	34	...		-with unequal distribution of blades around the hub	
F04D29/329	405	...		-Details of the hub	
F04D29/626	336	Details, component parts, or accessories -Mounting; Assembling; Disassembling		-of radial or helico-centrifugal pumps-especially adapted for elastic fluid pumps-Mounting or removal of fans	
F04D29/646	504	...		-of axial pumps-especially adapted for elastic fluid pumps-Mounting or removal of fans	
F04D29/703	437	Details, component parts, or accessories -Suction grids; Strainers; Dust separation; Cleaning-especially adapted for elastic fluid pumps-specially for fans, e.g. fan guards			

# References

## -- Articles

- Berdyugina, D., Cavallucci, D., 2023. Automatic extraction of inventive information out of patent texts in support of manufacturing design studies using Natural Languages Processing. *J. Intell. Manuf.* 34, 2495–2509. <https://doi.org/10.1007/s10845-022-01943-y>
- Cascini, G., Neri, F., 2004. MULTILANGUAGE PATENTS ANALYSIS AND CLASSIFICATION, in: *TRIZ Future Conference 2004, Proceedings e Report*. Firenze university press, Italy, pp. 199–210.
- Cavallucci, D., Khomenko, N., 2007. From TRIZ to OTSM-TRIZ: addressing complexity challenges in inventive design. *Int. J. Prod. Dev.* 4, 4–21. <https://doi.org/10.1504/IJPD.2007.011530>
- Chen, C., Tao, Y., Li, Y., Liu, Q., Li, S., Tang, Z., 2021. A structure-function knowledge extraction method for bio-inspired design. *Comput. Ind.* <https://doi.org/10.1016/j.compind.2021.103402>
- Chen, R., Chen, C.-H., Liu, Y., Ye, X., 2020. Ontology-based requirement verification for complex systems. *Adv. Eng. Inform.* <https://doi.org/10.1016/j.aei.2020.101148>
- Cheong, H., Li, W., Cheung, A., Nogueira, A., Iorio, F., 2017. Automated Extraction of Function Knowledge From Text. *J. Mech. Des.* 139. <https://doi.org/10.1115/1.4037817>
- Chiu, I., Shu, L.H., 2012. Investigating effects of oppositely related semantic stimuli on design concept creativity. *J. Eng. Des.* 23, 271–296. <https://doi.org/10.1080/09544828.2011.603298>
- Cross, N., 2021. *Engineering Design Methods: Strategies for Product Design*. Wiley.
- Fantoni, G., Aprea, R., Dell’Orletta, F., Monge, M., 2013. Automatic extraction of function–behaviour–state information from patents. *Adv. Eng. Inform.* 27, 317–334. <https://doi.org/10.1016/j.aei.2013.04.004>
- Fareri, S., Fantoni, G., Chiarello, F., Coli, E., Binda, A., 2020. Estimating Industry 4.0 impact on job profiles and skills using text mining. *Comput. Ind.* 118, 103222. <https://doi.org/10.1016/j.compind.2020.103222>
- Fox, B.A., 1987. Introduction, in: *Discourse Structure and Anaphora: Written and Conversational English*, Cambridge Studies in Linguistics. Cambridge University Press, pp. 1–5. <https://doi.org/10.1017/CBO9780511627767.002>
- Fu, K., Cagan, J., Kotovsky, K., Wood, K., 2013. Discovering Structure in Design Databases Through Functional and Surface Based Mapping. *J. Mech. Des.* 135. <https://doi.org/10.1115/1.4023484>
- Hsieh, S.-H., Lin, H.-T., Chi, N.-W., Chou, K.-W., Lin, K.-Y., 2011. Enabling the development of base domain ontology through extraction of knowledge from engineering domain handbooks. *Adv. Eng. Inform.* <https://doi.org/10.1016/j.aei.2010.08.004>
- Huet, A., Pinquie, R., Veron, P., Mallet, A., Segonds, F., 2021. CACDA: A knowledge graph for a context-aware cognitive design assistant. *Comput. Ind.* <https://doi.org/10.1016/j.compind.2020.103377>
- Jamrozik, A., Gentner, D., 2020. Relational labeling unlocks inert knowledge. *Cognition* 196, 104146. <https://doi.org/10.1016/j.cognition.2019.104146>



- Jang, H., Jeong, Y., Yoon, B., 2021. TechWord: Development of a technology lexical database for structuring textual technology information based on natural language processing. *EXPERT Syst. Appl.* <https://doi.org/10.1016/j.eswa.2020.114042>
- Jia, J., Zhang, Y., Saad, M., 2022. An approach to capturing and reusing tacit design knowledge using relational learning for knowledge graphs. *Adv. Eng. Inform.* 51, 101505. <https://doi.org/10.1016/j.aei.2021.101505>
- Kestel, P., Kuegler, P., Zirngibl, C., Schleich, B., Wartzack, S., 2019. Ontology-based approach for the provision of simulation knowledge acquired by Data and Text Mining processes. *Adv. Eng. Inform.* <https://doi.org/10.1016/j.aei.2019.02.001>
- Kineman, J.J., 2011. Relational Science: A Synthesis. *Axiomathes* 21, 393–437. <https://doi.org/10.1007/s10516-011-9154-z>
- Liu, Y., Liang, Y., Kwong, C.K., Lee, W.B., 2010. A New Design Rationale Representation Model for Rationale Mining. *J. Comput. Inf. Sci. Eng.* 10. <https://doi.org/10.1115/1.3470018>
- Moreno, A., Isern, D., Lopez Fuentes, A.C., 2013. Ontology-based information extraction of regulatory networks from scientific articles with case studies for *Escherichia coli*. *EXPERT Syst. Appl.* <https://doi.org/10.1016/j.eswa.2012.12.090>
- Siddharth, L., Blessing, L., Luo, J., 2022. Natural language processing in-and-for design research. *Des. Sci.* 8, e21. <https://doi.org/10.1017/dsj.2022.16>
- Siddharth, L., Blessing, L.T.M., Wood, K.L., Luo, J., 2021. Engineering Knowledge Graph From Patent Database. *J. Comput. Inf. Sci. Eng.* 22. <https://doi.org/10.1115/1.4052293>
- Siddharth, L., Chakrabarti, A., Ranganath, R., 2020. Modeling and structuring design rationale to enable knowledge reuse. *Syst. Eng.* 23, 294–311. <https://doi.org/10.1002/sys.21515>
- Singh, A., Triulzi, G., Magee, C.L., 2021. Technological improvement rate predictions for all technologies: Use of patent data and an extended domain description. *Res. Policy* 50, 104294. <https://doi.org/10.1016/j.respol.2021.104294>
- Suryadi, D., Kim, H., 2018. A Systematic Methodology Based on Word Embedding for Identifying the Relation Between Online Customer Reviews and Sales Rank. *J. Mech. Des.* 140. <https://doi.org/10.1115/1.4040913>
- Suryadi, D., Kim, H.M., 2019. A Data-Driven Approach to Product Usage Context Identification From Online Customer Reviews. *J. Mech. Des.* 141. <https://doi.org/10.1115/1.4044523>
- Trappey, C.V., Trappey, A.J.C., Peng, H.-Y., Lin, L.-D., Wang, T.-M., 2014. A knowledge centric methodology for dental implant technology assessment using ontology based patent analysis and clinical meta-analysis. *Adv. Eng. Inform.* <https://doi.org/10.1016/j.aei.2014.03.001>
- Vandevenne, D., Pieters, T., Duflou, J.R., 2016. Enhancing novelty with knowledge-based support for Biologically-Inspired Design. *Des. Stud.* 46, 152–173. <https://doi.org/10.1016/j.destud.2016.05.003>
- Wang, J., Lu, W.F., Loh, H.T., 2015. A two-level parser for patent claim parsing. *Adv. Eng. Inform.* <https://doi.org/10.1016/j.aei.2015.01.013>

- Xu, X., Cai, H., 2021. Ontology and rule-based natural language processing approach for interpreting textual regulations on underground utility infrastructure. Adv. Eng. Inform. <https://doi.org/10.1016/j.aei.2021.101288>
- Xu, Z., Dang, Y., Munro, P., 2018. Knowledge-driven intelligent quality problem-solving system in the automotive industry. Adv. Eng. Inform. <https://doi.org/10.1016/j.aei.2018.08.013>
- Yamamoto, E., Taura, T., Ohashi, S., Yamamoto, M., 2010. A Method for Function Dividing in Conceptual Design by Focusing on Linguistic Hierarchical Relations. J. Comput. Inf. Sci. Eng. 10. <https://doi.org/10.1115/1.3467008>
- Yan, W., Zanni-Merk, C., Cavallucci, D., Collet, P., 2014. An ontology-based approach for using physical effects in inventive design. Eng. Appl. Artif. INTELLIGENCE. <https://doi.org/10.1016/j.engappai.2014.02.017>
- Yang, J., Kim, E., Hur, M., Cho, S., Han, M., Seo, I., 2018. Knowledge extraction and visualization of digital design process. EXPERT Syst. Appl. <https://doi.org/10.1016/j.eswa.2017.09.002>
- Zuo, H., Yin, Y., Childs, P., 2022. Patent-KG: Patent Knowledge Graph Extraction for Engineering Design. Proc. Des. Soc. 2, 821–830. <https://doi.org/10.1017/pds.2022.84>

## -- Endnotes

---

<sup>1</sup> These relationships are not to be equated to syntactic dependencies that govern the structure of a sentence. Such dependencies exist irrespective of whether or not the sentence includes domain (or design) knowledge.

<sup>2</sup> Multi-function thermostat - <https://patents.google.com/patent/US20180087795A1/>

<sup>3</sup> Gripper, in particular a Bernoulli gripper – <https://patents.google.com/patent/US8172288B2/>

<sup>4</sup> List of main Parts-of-Speech (POS) tags - <https://cs.nyu.edu/~grishman/jet/guide/PennPOS.html>

<sup>5</sup> AskNature - <https://asknature.org/>

<sup>6</sup> GenSim - <https://pypi.org/project/gensim/>

<sup>7</sup> Doc2Vec - <https://tedboy.github.io/nlps/generated/generated/gensim.models.Doc2Vec.html>

<sup>8</sup> The sentence shown in the example is taken from the patent “Amylase variants” -

<https://patents.google.com/patent/US6867031B2/>

<sup>9</sup> United States Patent and Trademark Office - <https://www.uspto.gov/>

<sup>10</sup> PatentsView Data Download - <https://patentsview.org/download/data-download-tables>

<sup>11</sup> An example page for patent description - <https://patents.google.com/patent/US20170296880A1>

<sup>12</sup> Training Module by spaCy - <https://spacy.io/usage/training>

<sup>13</sup> BERT for masked-language modelling -

[https://huggingface.co/docs/transformers/model\\_doc/bert#transformers.BertForMaskedLM](https://huggingface.co/docs/transformers/model_doc/bert#transformers.BertForMaskedLM)

<sup>14</sup> Stanford Dependencies - [https://downloads.cs.stanford.edu/nlp/software/dependencies\\_manual.pdf](https://downloads.cs.stanford.edu/nlp/software/dependencies_manual.pdf)

- 
- <sup>15</sup> Multi-Layer Perceptron Classifier - [https://scikit-learn.org/stable/modules/generated/sklearn.neural\\_network.MLPClassifier.html](https://scikit-learn.org/stable/modules/generated/sklearn.neural_network.MLPClassifier.html)
- <sup>16</sup> Dependency Parser by spaCy - <https://spacy.io/api/dependencyparser>
- <sup>17</sup> Dual arm robot - <https://patents.google.com/patent/US11253994B2/>
- <sup>18</sup> Multi-axis vacuum motor assembly - <https://patents.google.com/patent/US7688017B2/>
- <sup>19</sup> Sci-kit Learn Classifiers - [https://scikit-learn.org/stable/auto\\_examples/classification/plot\\_classifier\\_comparison.html#sphx-glr-auto-examples-classification-plot-classifier-comparison-py](https://scikit-learn.org/stable/auto_examples/classification/plot_classifier_comparison.html#sphx-glr-auto-examples-classification-plot-classifier-comparison-py)
- <sup>20</sup> Stator-vane structure and turbofan engine - <https://patents.google.com/patent/US10508560B2/>
- <sup>21</sup> If the node is an entity, we obtain the average of BERT embeddings of tokens that constitute the entity.
- <sup>22</sup> GraphSAGE layer - <https://docs.dgl.ai/generated/dgl.nn.pytorch.conv.SAGEConv.html#dgl.nn.pytorch.conv.SAGEConv>
- <sup>23</sup> Graph Convolutional Layer - <https://docs.dgl.ai/generated/dgl.nn.pytorch.conv.GraphConv.html#dgl.nn.pytorch.conv.GraphConv>
- <sup>24</sup> Relational Graph Convolutional Layer - <https://docs.dgl.ai/generated/dgl.nn.pytorch.conv.RelGraphConv.html#dgl.nn.pytorch.conv.RelGraphConv>
- <sup>25</sup> Continuous-Filter Convolutional Layer - <https://docs.dgl.ai/generated/dgl.nn.pytorch.conv.CFConv.html#dgl.nn.pytorch.conv.CFConv>
- <sup>26</sup> Principal Neighbourhood Aggregation Layer - <https://docs.dgl.ai/generated/dgl.nn.pytorch.conv.PNAConv.html#dgl.nn.pytorch.conv.PNAConv>
- <sup>27</sup> Cooperative Patent Classification (CPC) Scheme - <https://www.uspto.gov/web/patents/classification/cpc/html/cpc.html>
- <sup>28</sup> Design\_kgex package that is published in PyPI - <https://pypi.org/project/design-kgex/>
- <sup>29</sup> Instructions to use design\_kgex python package - [https://github.com/siddharthl93/design\\_kgex/blob/dbcfca075d8fb3e96c54856cd50123a55e17dd69/README.md](https://github.com/siddharthl93/design_kgex/blob/dbcfca075d8fb3e96c54856cd50123a55e17dd69/README.md)
- <sup>30</sup> Impeller with reinforced blades - <https://patents.google.com/patent/US11401943/>
- <sup>31</sup> Ceiling fan motor with cooling air channel - <https://patents.google.com/patent/US9752594/>
- <sup>32</sup> Serial axial fan - <https://patents.google.com/patent/US8348593/>
- <sup>33</sup> Gearbox with a shaft - <https://patents.google.com/patent/US10718353/>
- <sup>34</sup> Box fan apparatus with multi-adaptive suspension - <https://patents.google.com/patent/US10844866/>
- <sup>35</sup> Centrifuge compression combustion turbine - <https://patents.google.com/patent/US6490865/>
- <sup>36</sup> Shroud wear ring for a work vehicle - <https://patents.google.com/patent/US10174481/>
- <sup>37</sup> Fan assembly - <https://patents.google.com/patent/US10156244/>

- 
- <sup>38</sup> Convertible ducted fan engine - <https://patents.google.com/patent/US11454245/>
- <sup>39</sup> Centrifugal fan having combined sealing and vibration isolation - <https://patents.google.com/patent/US10451080/>
- <sup>40</sup> Fan unit including vibration suppressing structure and electric motor - <https://patents.google.com/patent/US9863435/>
- <sup>41</sup> Blower device for air-conditioning of vehicle - <https://patents.google.com/patent/US10792973/>
- <sup>42</sup> Mixed-flow fan - <https://patents.google.com/patent/US11053946/>
- <sup>43</sup> Blower device - <https://patents.google.com/patent/US11242862/>
- <sup>44</sup> Motor-fan assembly for a floor cleaning machine - <https://patents.google.com/patent/US6666660/>
- <sup>45</sup> Safety blade for ceiling fan - <https://patents.google.com/patent/US6183201/>
- <sup>46</sup> Containment case trench filler layer and method of containing releasable components from rotatable machines - <https://patents.google.com/patent/US10697470/>
- <sup>47</sup> Turbo fan - <https://patents.google.com/patent/US7670115/>
- <sup>48</sup> Fan assembly and electric power equipment having the same - <https://patents.google.com/patent/US9961801/>
- <sup>49</sup> Engine cooling systems - <https://patents.google.com/patent/US5590624/>
- <sup>50</sup> Centrifugal fan assembly - <https://patents.google.com/patent/US9140270/>
- <sup>51</sup> Fan system with integrated fan-shroud channel for reduced recirculation flow - <https://patents.google.com/patent/US10605256/>
- <sup>52</sup> Molded cooling fan - <https://patents.google.com/patent/US6565320/>
- <sup>53</sup> Axial-flow fan for the radiator of an internal combustion engine - <https://patents.google.com/patent/US6010305/>
- <sup>54</sup> Portable environmental control system - <https://patents.google.com/patent/US6402613/>
- <sup>55</sup> Radial fan with an axial housing - <https://patents.google.com/patent/US5209639/>
- <sup>56</sup> Venturi fan - <https://patents.google.com/patent/US6702545/>
- <sup>57</sup> Blower wheel apparatus - <https://patents.google.com/patent/US4522558/>
- <sup>58</sup> Compressor assembly having an air-cooled electric motor - <https://patents.google.com/patent/US7878772/>
- <sup>59</sup> Hybrid ventilator - <https://patents.google.com/patent/US10113761/>
- <sup>60</sup> Direct mounted fan apparatus - <https://patents.google.com/patent/US5586867/>
- <sup>61</sup> Hybrid ventilator - <https://patents.google.com/patent/US9599358/>
- <sup>62</sup> Axial flow impeller - <https://patents.google.com/patent/US4995787/>
- <sup>63</sup> The knowledge of issues is often communicated in the 'background' sections of patent documents. Since we have discarded those sections while extracting facts, the issues are likely to be explained in the remaining sections only if the inventors claim to have addressed these in their inventions.

- 
- <sup>64</sup> ChatGPT - <https://chat.openai.com/chat>
- <sup>65</sup> Improving Fan System Performance - <https://www.nrel.gov/docs/fy03osti/29166.pdf>
- <sup>66</sup> Electric motor having impellers for cooling - <https://patents.google.com/patent/US11394273/>
- <sup>67</sup> Through-flow blower with cooling fan - <https://patents.google.com/patent/US6461124/>
- <sup>68</sup> Method of filtering particulates from the air using a composite filter substrate comprising a mixture of fibers - <https://patents.google.com/patent/US10300420/>
- <sup>69</sup> Compact aero-thermo model stabilization with compressible flow function transform - <https://patents.google.com/patent/US10087846/>
- <sup>70</sup> Multiple stage blowers and volutes therefor - <https://patents.google.com/patent/US10434271/>
- <sup>71</sup> Double-ended blower and volutes therefor - <https://patents.google.com/patent/US8225786/>
- <sup>72</sup> Moving sorbent filter device - <https://patents.google.com/patent/US6099609/>
- <sup>73</sup> Integrated forced convection air cooling systems - <https://patents.google.com/patent/US5096373/>
- <sup>74</sup> Multiple stage blowers and volutes therefor - <https://patents.google.com/patent/US10300231/>
- <sup>75</sup> Gas turbine engine and method of assembling the same - <https://patents.google.com/patent/US10113508/>
- <sup>76</sup> Ventilation device, in particular for heating, cooling, and/or humidifying air in residential buildings - <https://patents.google.com/patent/US9932990/>
- <sup>77</sup> Multiple stage blowers and volutes therefor - <https://patents.google.com/patent/US8517012/>
- <sup>78</sup> Blower housing labyrinth seal - <https://patents.google.com/patent/US10662966/>
- <sup>79</sup> Blade structure and fan and generator having same - <https://patents.google.com/patent/US10724537/>
- <sup>80</sup> Axial flow pump with reduced height dimension - <https://patents.google.com/patent/US11015608/>
- <sup>81</sup> Double-ended blower and volutes therefor - <https://patents.google.com/patent/US6910483/>
- <sup>82</sup> Labyrinth seal for fan assembly - <https://patents.google.com/patent/US11142038/>
- <sup>83</sup> Centrifugal fan - <https://patents.google.com/patent/US10718355/>
- <sup>84</sup> Axial flow wind wheel and air conditioner - <https://patents.google.com/patent/US11125238/>
- <sup>85</sup> Fan inlet flow controller - <https://patents.google.com/patent/US5979595/>
- <sup>86</sup> Fan inlet flow controller - <https://patents.google.com/patent/US6148954/>
- <sup>87</sup> Fan inlet flow controller - <https://patents.google.com/patent/US6193011/>
- <sup>88</sup> Blower fan - <https://patents.google.com/patent/US7214033/>
- <sup>89</sup> Blower - <https://patents.google.com/patent/US8408865/>
- <sup>90</sup> These domains are intersections of IPC and USPC classifications.
- <sup>91</sup> <https://www.qualtrics.com/au/experience-management/research/determine-sample-size/>
- <sup>92</sup> Although, we sample patents based on CPC 3-digit codes in this work, we merged other codes to enable different sampling for future. For example, a sample could be created within a single CPC 3-digit code (e.g., F02) and stratified by CPC 4-digit codes (e.g., F02D).

---

<sup>93</sup> Although Patents View provides full text of patents, these are segregated into four Title, Abstract, Summary, Description, and Claims. In actual patent documents, the section headings are quite specific and often cannot be generalized into the aforementioned categories. In addition, the full text includes various errors such as missing white space (e.g., 'Fig1') and inclusion of escape characters (e.g., '\n').

<sup>94</sup> <https://www.crummy.com/software/BeautifulSoup/>

<sup>95</sup> Substituted lithium phosphates and solid electrolytes therefrom -

<https://patents.google.com/patent/US4009092A/>

<sup>96</sup> <https://patents.google.com/patent/US3974326A/>

<sup>97</sup> Facsimile communication system - <https://patents.google.com/patent/US3974326A/>

<sup>98</sup> Cathode structure for a multibeam cathode ray tube - <https://patents.google.com/patent/US4020381A/>

<sup>99</sup> Process for tapping a steel-making converter - <https://patents.google.com/patent/US4010936A/>

<sup>100</sup> Process for enzymatic deacylation of antibiotics - <https://patents.google.com/patent/US4282322A/>

<sup>101</sup> Cyclic ester dienes, polymeric and other derivatives thereof -

<https://patents.google.com/patent/US4525540A/>

<sup>102</sup> Electrophotographic plate containing quaternary ammonium salt polymer interlayer -

<https://patents.google.com/patent/US4256822A/>

<sup>103</sup> Treatment of hyperproliferative disorders with diarylhydantoin compounds -

<https://patents.google.com/patent/US9126941B2/>

<sup>104</sup> Circular subdivisions parking/biking lane, elimination of storm drains, and walkable community development provisions - <https://patents.google.com/patent/US7347642B1/>

<sup>105</sup> spaCy Linguistic Features - <https://spacy.io/usage/linguistic-features>

<sup>106</sup> Removing halogenated hydrocarbons from aqueous media by utilizing a polyolefinic microporous adsorbent - <https://patents.google.com/patent/US4276179A/>

<sup>107</sup> Sonic flow carburetor with fuel distributing means - <https://patents.google.com/patent/US4206158A/>

<sup>108</sup> Drive circuit, display device using the drive circuit and electronic apparatus using the display device - <https://patents.google.com/patent/US6777885B2/>

<sup>109</sup> Synthesis of 2H- and 13C-substituted dithanes - <https://patents.google.com/patent/US6541671B1/>

<sup>110</sup> Method of welding pipes onto pressure conveying elements, especially pipe plates, pressure containers and collectors - <https://patents.google.com/patent/US4023611A/>

<sup>111</sup> Self-propelling rolling toy - <https://patents.google.com/patent/US5924909A/>

<sup>112</sup> Method for reclaiming strip-mined land - <https://patents.google.com/patent/US4022282A/>

<sup>113</sup> Phosphite in MgX.sub.2 supported TiX.sub.3 /AlCl.sub.3 catalyst system -

<https://patents.google.com/patent/US4130503/>

<sup>114</sup> Thin film magnetic recording media - <https://patents.google.com/patent/US7208204/>

<sup>115</sup> Power supply apparatus for slide door in motor vehicle - <https://patents.google.com/patent/US6575760/>

<sup>116</sup> Dietetic cookie mix - <https://patents.google.com/patent/US4137336/>



- 
- <sup>117</sup> Focusing information visualization device, and corresponding method, program and recording medium - <https://patents.google.com/patent/US7978247/>
- <sup>118</sup> We do not consider the facts in which the actual entity is referred to by 'it' as it is used in various connotations, e.g., "it is apparent from the description that..."
- <sup>119</sup> Gas economizer - <https://patents.google.com/patent/US4090466/>
- <sup>120</sup> Acid electroplating bath - <https://patents.google.com/patent/US4073701/>
- <sup>121</sup> Single crystal group III nitride articles and method of producing same by HVPE method incorporating a polycrystalline layer for yield enhancement - <https://patents.google.com/patent/US8637848/>
- <sup>122</sup> Vehicle light with movable reflector portion and shutter portion for selectively switching an illuminated area of light incident on a predetermined portion of the vehicle light during driving - <https://patents.google.com/patent/US6796696/>
- <sup>123</sup> Single crystal group III nitride articles and method of producing same by HVPE method incorporating a polycrystalline layer for yield enhancement - <https://patents.google.com/patent/US8637848/>
- <sup>124</sup> Nonvolatile memory device having self refresh function - <https://patents.google.com/patent/US5347486/>
- <sup>125</sup> Installation for manufacturing registration carriers - <https://patents.google.com/patent/US5451155/>
- <sup>126</sup> Torque or force amplifying actuator and method for controlling actuator - <https://patents.google.com/patent/US5791228/>
- <sup>127</sup> Beer keg cooling container - <https://patents.google.com/patent/US4042142/>
- <sup>128</sup> Wound golf ball having cast polyurethane cover - <https://patents.google.com/patent/US6812317/>
- <sup>129</sup> Method and apparatus for producing ceramic ware - <https://patents.google.com/patent/US4215265/>
- <sup>130</sup> Methods of treating colitis involving IL 13 and NK T cells - <https://patents.google.com/patent/US8173123/>
- <sup>131</sup> Phosphite in  $\text{MgX}_{\text{sub.2}}$  supported  $\text{TiX}_{\text{sub.3}}$  /  $\text{AlCl}_{\text{sub.3}}$  catalyst system - <https://patents.google.com/patent/US4130503/>
- <sup>132</sup> Scanning files using direct file system access - <https://patents.google.com/patent/US7860850/>
- <sup>133</sup> Adjustment method of optimum write power and optical write/retrieval device - <https://patents.google.com/patent/US7978576B2/>
- <sup>134</sup> Test device and method for determining blood hemoglobin - <https://patents.google.com/patent/US4057394A/>
- <sup>135</sup> Rock boring cutter with replaceable cutting element - <https://patents.google.com/patent/US4167980A/>
- <sup>136</sup> As spaCy and BERT treat white spaces and some punctuations differently, instead of feeding raw sentences, we provide list of spaCy generated tokens as a sequence to BERT tokenizer, while setting a parameter – 'is\_split\_into\_words' as *True*.
- <sup>137</sup> Biocidal compositions and use thereof containing a synergistic mixture of 2-bromo-2-nitropropane-1,3-diol and methyl sulfonyl acrylonitrile - <https://patents.google.com/patent/US4863960/>
- <sup>138</sup> Uniform Manifold Approximation and Projection - [https://umap-learn.readthedocs.io/en/latest/how\\_umap\\_works.html](https://umap-learn.readthedocs.io/en/latest/how_umap_works.html)