

Towards Populating Generalizable Engineering Design Knowledge

L Siddharth[✉], Jianxi Luo

*Data-Driven Innovation Lab, Engineering Product Development Pillar,
Singapore University of Technology Design, 8, Somapah Road, Singapore - 487372*

Abstract

Aiming to populate generalizable engineering design knowledge, we propose a method to extract facts of the form *head entity :: relationship :: tail entity* from sentences found in patent documents. These facts could be combined within and across patent documents to form knowledge graphs that serve as schemes for representing as well as storing design knowledge. Existing methods in engineering design literature often utilise a set of predefined relationships to populate triples that are statistical approximations rather than facts. In our method, we train a tagger to identify both entities and relationships from a sentence. Given a pair of entities thus identified, we train another tagger to identify the relationship tokens that specifically denote the relationship between the pair. For training these taggers, we manually construct a dataset of 44,227 sentences and corresponding facts. We also compare the performance of the method against typically recommended approaches, wherein, we predict the edges among tokens by pairing the tokens independently and as part of a graph. We apply our method to sentences found in patents related to fan systems and build a domain knowledge base. Upon providing an overview of the knowledge base, we search for solutions relevant to some key issues prevailing in fan systems. We organize the responses into knowledge graphs and hold a comparative discussion against the opinions from ChatGPT.

Keywords: Design Knowledge; Graph Neural Networks; Transformers; Token Embeddings; Token Classification; Edge Classification; Knowledge Extraction.

[✉] siddharth_l@mymail.sutd.edu.sg, siddharthl.iitrpr.sutd@gmail.com

1. Background

1.1. Design Knowledge

A piece of natural language text that is relevant to the design process is an embodiment of knowledge generated or utilized therein. While text organises and reveals bits of information in a linear fashion (Fox, 1987, pp. 1–5), the constituents of design knowledge that are embodied by the text could assume various structural forms as illustrated below.

“...the *transmission shaft* *has* an *operating end*
that *extends out of* the *outer casing*...”

transmission shaft :: has :: operating end
operating end :: extends out of :: outer casing

“...a *vegetable cutter* *comprises* a *cup body*, a
lid, and a *blade assembly*...”

vegetable cutter :: comprises :: cup body
vegetable cutter :: comprises :: lid
vegetable cutter :: comprises :: blade assembly

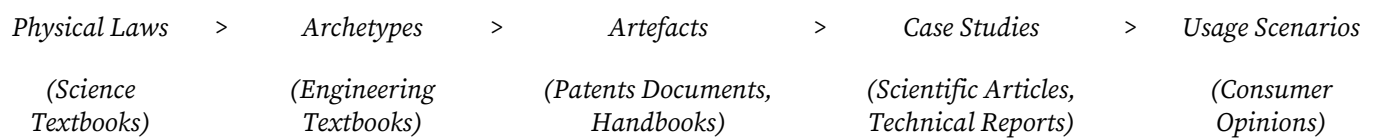
“...the *temperature* *at* which *copper* *melts*...”

copper :: melts at :: temperature

As shown in the above example, the design knowledge involving entities like ‘transmission shaft’, ‘operating end’, and ‘outer casing’ could be sequentially communicated through relationships such as ‘has’ or ‘extends out of’. Entities could also be hierarchically related to a vegetable cutter through the relationship – ‘comprising’. Occasionally, the text could express design knowledge such that its constituents must be identified and rearranged in order to obtain actual relationships like ‘melts at’. Although scholars have proposed various methods to identify the constituents of design knowledge from natural language text, these are often arranged in many ways such that the structure of design knowledge is not explicit. Therefore, explicating design knowledge from natural language text has been a long-standing challenge in design research.

As illustrated using the above example, design knowledge includes **entities** that are constituents of the design process, such as artefacts, processes, activities, persons etc (Cross, 2021, p. 6). These entities could be associated using **relationships**¹ that could be hierarchical, sequential, structural, behavioural, causal, exemplary etc (Kineman, 2011, pp. 404, 418). The entities and relationships could be combined in the form of a triple, which represents a unit of knowledge that is explicitly or implicitly communicated in the text. The triple could be termed as a fact if the relationship is retrieved from text rather than predicted from a set of predefined relationships. The facts could be combined into a knowledge graph (e.g., Figure 1) that could serve as a representation/storage scheme for aiding knowledge-intensive tasks in the design process.

In Figure 1, we showcase different kinds of design knowledge concerning thermostats. According to the law of thermal expansion (Figure 1a), a typical thermostat, as depicted in Figure 1b, comprises a coiled bi-metallic spring that expands or contracts to cause a mercury switch to open/close an electric circuit. In a specific implementation (Figure 1c), the thermostat is deployed in a cooling system along with other sensors like a camera, gyroscope, CO₂ etc. Figure 1 is a graph representation of design knowledge that is communicated in various contexts across sources such as science textbooks, engineering textbooks, patent documents, etc. As follows, these sources communicate design knowledge with different levels of generalizability.



As shown in Figure 1a and often communicated in science textbooks, the physical laws stating that particles of thermosets gain heat-induced motion and separation are applicable to all working principles and thus form the core of engineering design knowledge. Although archetypes like thermostats are modified and implemented in various artefacts, the core working principles of these tend to remain consistent. The behaviour of artefacts in specific conditions as documented in scientific articles (Moreno et al., 2013), technical reports (Fang et al., 2020), and consumer opinions (Suryadi and Kim, 2019) represent further contextualised pieces of design knowledge. From a variety of these sources, scholars have been proposing various methods (as reviewed below) to extract design knowledge.

1.2. Knowledge Extraction

The methods for extracting design knowledge from text documents involve the application of one or more natural language processing (NLP) techniques to identify entities and associate these using one among a set of predefined relationships. Such methods result in triples (as illustrated below) that are intended to be generalizable within a domain of discourse.

Scissors	Toys	Tools
<i>scissor :: used for :: cutting</i>	<i>scissor :: used with :: clay</i>	<i>scissor :: used with :: household items</i>
<i>scissor :: has component :: handle</i>	<i>scissor :: used with :: paper</i>	<i>scissor :: used for :: tailoring</i>
<i>scissor :: has component :: blade</i>	<i>blade :: has material :: plastic</i>	<i>blade :: has material :: stainless steel</i>
<i>scissor :: has component :: pivot</i>	<i>blade :: has attribute :: blunt edge</i>	<i>blade :: has attribute :: sharp edge</i>
...

Although scissors generally have components like handles and blades, these components enable specific applications by carrying specific attributes and constituting specific forms across domains as well as across artefacts within a domain. The generalizability of the above-illustrated triples depends on the source of text from which these are extracted. As follows, we review various approaches undertaken by scholars to extract triples from natural language text sources.

Hsieh et al. (2011, pp. 290–292) leverage the table of contents, definitions, and index from an earthquake engineering handbook to extract concepts at different levels of abstraction. They associate these using two types of relationships: ‘is a’, ‘has a’. Fantoni et al. (2013, pp. 323–327) analyse a patent³ to extract functions, behaviours, and structures based on parts-of-speech patterns, e.g., occurrences like ‘to – verb’ referring to function. Yan et al. (2014, p. 24) model a physical effect as a transition between two states, e.g., ‘water’ → ‘evaporation’ → ‘liquid vapor’. They generalize a physical effect as one of the following types: ‘add substance’, ‘modify substance’, ‘add field’, ‘modify field’.

Trappey et al. (2014, pp. 155, 156) adopt the TF-IDF approach to extract keyphrases from patents and research articles concerning dental implants. They (2014, p. 158) build a domain ontology by linking these keyphrases using relationships such as ‘type of’, ‘consist of’, ‘the same as’, ‘has shape of’ etc. To aid in case-based retrieval, from a case history given by an automotive manufacturer, Xu et al. (2018, pp. 445–447) extract terms using TF-IDF and cluster these using k-means into groups such as faults, immediate measures, causes, and measures. Yang et al. (2018, pp. 209–212) compile 114,793 reports pertaining to the verification of digital pre-assembly of vehicle components to extract meaningful n-grams (e.g., brake pad) and associate these using relationships such as ‘isA’ and ‘isSameTo’.

Kestel et al. (2019, p. 296) obtain sentences from simulation documents concerning Finite Element Analysis and concatenate Parts-of-Speech (POS) tags (e.g., '\NN') with the tokens in these. They also concatenate entity tags such as finite elements, cad parts, and model classes using a pre-trained entity recognition algorithm. Chen et al. (2020, pp. 3, 4) formalize design requirements in SysML using entity classes like 'System', 'Component', 'Rule' and relationship classes like 'hasComponent', 'conformTo', 'hasLength', 'setState' etc. Huet et al. (2021, p. 9) organise a database of design rules and keywords using relationships such as 'has_keywords', 'has_hyponym', 'has_definition' etc. To aid in biologically inspired design, Chen et al. (2021, pp. 4, 5) obtain sentences from the AskNature database and tie syntactic dependencies (e.g., nsubj, dobj, nsubjpass) constructs such as structure, function, and structure-function.

Xu and Cai (2021, pp. 4–6) develop an ontology for underground utility structures based on 300 sentences from policy documents. They apply pre-trained entity recognition algorithms to identify entities like “spatial entity”, “spatial entity modifier”, or “spatial lexical unit” and extract triples using the syntactic dependencies among the tokens in the sentence. Jang et al. (2021, pp. 4–6) extract nouns and verbs from the patent documents classified under B60 – Vehicles category. They form a network of these using syntactic dependencies and filter the most representative terms. They retrieve the synonyms of these terms and associate them using BERT-based similarity. Jia et al. (2022, p. 7) rephrase issues into a design requirement, e.g., '???' → 'hasConstant' → 'temperature reading' so that a suitable component could be retrieved from a domain knowledge base.

As summarized in Table 1, the above-reviewed contributions primarily differ in terms of the source data and the types of relationships that were used to extract domain knowledge. Apart from patent documents, the sources have been internal reports communicating simulations, verification, cases etc. Different from artefact descriptions found in patent documents, sources like simulation documents or fault reports are less accessible and communicate design knowledge that is contextualised within specific subsystems of the artefact being developed and cases under which the artefact is tested. While entities are extracted based on lexical and syntactic properties (e.g., noun phrases), the relationships that are used to associate these entities have largely been predefined or presupposed by the experts (e.g., syntactic dependencies, 'hasMaterial', 'usedFor').

Table 1: Summary of knowledge extraction methods.

Citation	Source Data	Relationship Types
(Hsieh et al., 2011)	Handbooks	‘is a’, ‘has a’
(Fantoni et al., 2013)	Patent Documents	Lexical Patterns
(Yan et al., 2014)	TRIZ	Physical Effects
(Trappey et al., 2014)	Patent Documents, Research Articles	‘type of’, ‘consist of’, ‘the same as’, ‘has shape of’...
(Yang et al., 2018)	Pre-Assembly Verification Reports	‘isA’, ‘isSameTo’...
(Kestel et al., 2019)	FEA Reports	Syntactic Dependencies
(Chen et al., 2020)	Design Requirements	‘hasComponent’, ‘conformTo’, ‘hasLength’...
(Huet et al., 2021)	Design Rules	‘has_keywords’, ‘has_hyponym’, ‘has_definition’...
(Xu and Cai, 2021)	Policy Documents	Syntactic Dependencies
(Chen et al., 2021)	AskNature	Syntactic Dependencies
(Jang et al., 2021)	Patent Documents	Syntactic Dependencies
(Jia et al., 2022)	Design Cases	‘hasMaterial’, ‘hasThickness’, ‘hasShape’...

Revisiting the earlier example, we illustrate below how knowledge varies when extracted from text verbatim as opposed to via predefined relationships.

“...a <i>vegetable cutter</i> <i>comprises</i> a <i>cup body</i> , a <i>lid</i> , and a <i>blade assembly</i> ...”	<i>vegetable cutter :: comprises :: cup body</i> <i>vegetable cutter :: comprises :: lid</i> <i>vegetable cutter :: comprises :: blade assembly</i>	<i>vegetable cutter :: hasComponent :: cup body</i> <i>vegetable cutter :: hasComponent :: lid</i> <i>vegetable cutter :: hasComponent :: blade assembly</i>
“...the <i>transmission shaft</i> <i>has</i> an <i>operating end</i> that <i>extends out of</i> the <i>outer casing</i> ...”	<i>transmission shaft :: has :: operating end</i> <i>operating end :: extends out of :: outer casing</i>	<i>transmission shaft :: hasAttribute :: operating end</i> <i>operating end :: ??? :: outer casing</i>
“...the <i>temperature</i> <i>at which</i> <i>copper melts</i> ...”	<i>copper :: melts at :: temperature</i>	<i>copper :: ??? :: temperature</i>

While the relationship – ‘has’ between ‘transmission shaft’ and ‘operating end’ appears equivalent to a predefined ontological relation – ‘hasAttribute’, it is less likely that a predefined set includes a relationship that is nearly equivalent to ‘extends out of’ or ‘melts at’. Triples resulting from predicted relationships represent statistical approximations rather than facts and are less significant in a design environment that requires factual knowledge. For example, to understand the role of the ‘transmission shaft’ in any issue that occurs at the ‘outer casing’ it is necessary to capture the actual relationship between these in the context of the given artefact.

Our position in terms of design knowledge extraction radically differs from the literature, in that, text not only explicates entities but also relationships among these. In our earlier work, we exploited the lexical and syntactic properties of patent claims and identified entities using Parts-of-Speech (POS) tags such as ‘DT’ or ‘CD’. We then associated the entities using the verbs that occur

between these (Siddharth et al., 2021, pp. 3, 4). Since relationships could occasionally be composed of combinations of verbs, prepositions, and adjectives (e.g., ‘melts at’), our earlier work accounts for several false negatives. However, it demonstrates that relationships shall be extracted and need not be inferred or predicted.

In this article, we propose a method to extract design knowledge from artefact descriptions given in patent documents. The method is intended to extract facts (**head entity :: relationship :: tail entity**) from sentences found in patent documents. These facts could be combined within and across patents into a knowledge graph that should represent ‘true’ knowledge as opposed to what is predicted or inferred by applying one or more methods from the literature. Such a knowledge graph, as we demonstrate later in this article, could be examined to retrieve generalizable knowledge (e.g., ontology) within a domain, discover underlying archetypes, and provide sufficient context for the knowledge of issues. Our work is therefore expected to be a significant step towards populating generalizable engineering design knowledge.

2. Outline

The objective of our work is to propose a method to extract facts, i.e., triples of the form – head entity :: relationship :: tail entity from a sentence. As illustrated in Figure 2, given a sentence⁴ represented as a sequence of tokens, we first intend to identify those that represent entities and relationships. Given a pair of entities, we then intend to identify the relationships that specifically denote the relationship between the pair. The facts that extracted could be combined into a knowledge graph as shown in Figure 2. To develop a method to extract facts, we create a dataset of sentences and facts, as outlined in Section 2.1. We then train algorithms using the dataset, as outlined in Section 2.2 and elaborated in the upcoming sections.

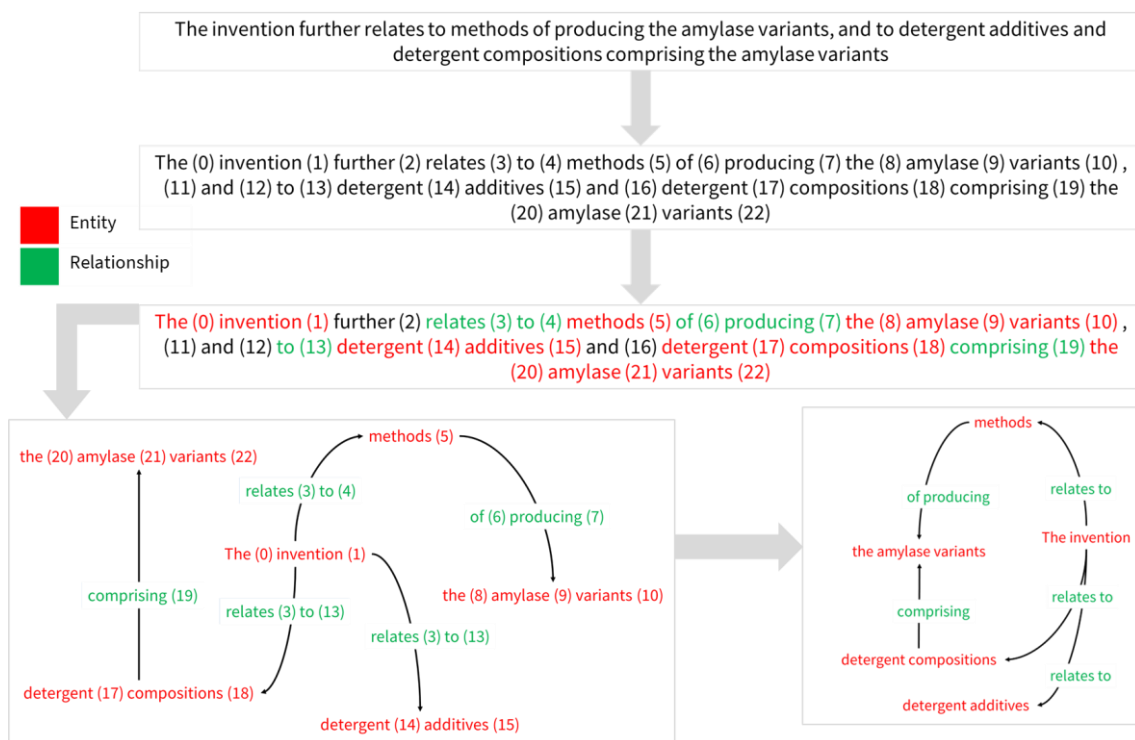


Figure 2: Objective of the proposed method

2.1. Training Dataset

From the platform – PatentsView⁵, we obtain information related to 7,903,067 patents granted by the USPTO⁶. We obtain a sample of 4,205 patents (as elaborated in APPENDIX I) and retrieve the full text of these by scraping their corresponding Google Patents webpages⁷. As domains differ in terms of what’s and how’s of design knowledge being communicated, we form a stratified sample such that the distribution of classification codes reflects that of the population given by USPTO. We scrape one random paragraph from each document section in a patent to account for variations in the knowledge communicated. We thus retrieve 51,232 sentences from the sample of 4,205 patents. To work with the sentences in the sample, we develop a tagging interface as shown in Figure 3.

DOCUMENT

(Instruction: Read through the document)

PATENT NUMBER

4130641

TITLE

Induction of interferon production by modified nucleic acid complexes

ABSTRACT

The present invention relates to the induction of interferon production in the cells of living organisms, including human beings. According to the invention, nucleic acid complexes, such as the polyinosinate and polycytidylate complex, are modified to yield unpaired bases, along the polycytidylate strand which render the complexes more readily hydrolyzable by nucleases present in living cells. The modified complexes retain their ability to stimulate interferon release by the cells but are rendered more vulnerable to destruction within the cells, the modified complexes being significantly less toxic than the original complexes. In addition, polyinosinate strand now has been prepared to contain 5-16% 2'-O-methyl inosinate residues, designated as n. The new complex n-rCn, exhibits 100 fold more activity than rCn as an interferon inducer in human cells.

BACKGROUND OF THE INVENTION

In addition, now a new type of hypoxanthine polynucleotides has been synthesized from a mixture of inosine 5'-diphosphates and 2'-O-methylinosine 5'-diphosphates with M. luteus polynucleotide phosphorylase. The procedure is similar to that previously disclosed from the laboratories. This type of hypoxanthine polynucleotides contain 5-16% 2'-O-methylinosine residues together with 95-84% inosine residues correspondingly, designated as n. These complexes, n-rCn, are 100 fold more active than the rCn as interferon inducer to human cells. Apparently this modification of the backbone of polyinosinate strand has a pronounced enhancement effect therefore a less amount of n-rCn is needed than rCn in protecting the human cells against viral diseases.

SUMMARY OF THE INVENTION

It is a further object of the invention to provide therapeutic agents comprised of complexes which are rapidly hydrolyzable by enzymatic activity in living cells after induction of interferon production therein.

BRIEF DESCRIPTION OF THE DRAWINGS

FIG. 1 is a graphic illustration of an elution pattern from a Sephadex G50 column of a hydrolysate of rCn by RNase T1, the designations Fr. 1-6 indicating fractions 1 through 6.

DESCRIPTION OF THE PREFERRED EMBODIMENTS

Exposure of an organism to massive dosages of either the unmodified rCn or the modified complexes results in toxic effects due to the inability of the organism to effectively dispose of said substances within a sufficiently short period of time. However, those dosages normally associated with therapeutic practice are rendered harmless with the modified complexes through enzymatic hydrolysis in the cells much more readily than in the unmodified rCn. Modification of the backbone of the nucleic acid complexes can even produce greater induction capability as is evidenced by the n-rCn complex which exhibits 100 fold more activity than rCn as an interferon inducer in human cells. Effective dosages of these modified complexes vary depending on the interferon induction capability and hydrolysis rates thereof, a range of from 1 to 100 μg/mkilogram of body weight being safely and effectively administered, for example, to mice. Such concentration of the unmodified rCn complex are highly toxic.

Source, Composition, and Preparation of Substances Used

Hydrolysis of nucleic acid complexes and the ternary complexes with polyisines by pancreas RNase

rCn-rCn, rCn-rCn, rCn-rCn, rCn-rCn and their complexes with Land diphosphine were prepared as mentioned above. The nucleotide concentration used was 1×10⁻⁵ M, and the ratio of phosphate to nitrogen was 1:1. The low nucleotide concentration was employed to avoid precipitation of the complex by polyisine. Bovine pancreas RNase was dissolved in distilled water to a concentration of 1mg/ml. qsd of the enzyme solution was then added to 35 ml of the complex solution and mixed well. The mixture was kept at room temperature its absorption spectra was recorded at appropriate time intervals using a cell with a 10 cm path length.

Physico-chemical properties

The Tm was defined as the temperature at which half of the total optical change occurred. Sedimentation coefficients were determined on a Spinco model E analytical ultracentrifuge equipped with a photoelectric scanner. The concentration of those samples was adjusted to give 0.5 to 0.8 optical density unit at 265 nm.

DOCUMENT HEADINGS

(Instruction: Check the headings that must be discarded)

☐ TITLE

☐ ABSTRACT

☒ BACKGROUND OF THE INVENTION

☐ SUMMARY OF THE INVENTION

☒ BRIEF DESCRIPTION OF THE DRAWINGS

☐ DESCRIPTION OF THE PREFERRED EMBODIMENTS

☒ Source, Composition, and Preparation of Substances Used

☒ Hydrolysis of nucleic acid complexes and the ternary complexes with polyisines by pancreas RNase

☒ Physico-chemical properties

☒ Biological studies

☒ Interpretation of Results

☒ rCn-rCn Complexes containing unpaired bases

☒ Oligo rCn and rCn-oligo C complexes, the effect of strand interruption

☒ Relative rates of enzymic hydrolysis of several complexes with similar interferon inducing activities

☐ CLAIM

Submit

DOCUMENT

(Instruction: Read through the document)

PATENT NUMBER

4130641

TITLE

Induction of interferon production by modified nucleic acid complexes

ABSTRACT

The present invention relates to the induction of interferon production in the cells of living organisms, including human beings. According to the invention, nucleic acid complexes, such as the polyinosinate and polycytidylate complex, are modified to yield unpaired bases, along the polycytidylate strand which render the complexes more readily hydrolyzable by nucleases present in living cells. The modified complexes retain their ability to stimulate interferon release by the cells but are rendered more vulnerable to destruction within the cells, the modified complexes being significantly less toxic than the original complexes. In addition, polyinosinate strand now has been prepared to contain 5-16% 2'-O-methyl inosinate residues, designated as n. The new complex n-rCn, exhibits 100 fold more activity than rCn as an interferon inducer in human cells.

SUMMARY OF THE INVENTION

It is a further object of the invention to provide therapeutic agents comprised of complexes which are rapidly hydrolyzable by enzymatic activity in living cells after induction of interferon production therein.

DESCRIPTION OF THE PREFERRED EMBODIMENTS

Exposure of an organism to massive dosages of either the unmodified rCn or the modified complexes results in toxic effects due to the inability of the organism to effectively dispose of said substances within a sufficiently short period of time. However, those dosages normally associated with therapeutic practice are rendered harmless with the modified complexes through enzymatic hydrolysis in the cells much more readily than in the unmodified rCn. Modification of the backbone of the nucleic acid complexes can even produce greater induction capability as is evidenced by the n-rCn complex which exhibits 100 fold more activity than rCn as an interferon inducer in human cells. Effective dosages of these modified complexes vary depending on the interferon induction capability and hydrolysis rates thereof, a range of from 1 to 100 μg/mkilogram of body weight being safely and effectively administered, for example, to mice. Such concentration of the unmodified rCn complex are highly toxic.

CLAIM

A method 5, wherein the complex is poly poly.

SKIP TO THE END OF THE PAGE

PATENT NUMBER

4130641

TITLE

Induction of interferon production by modified nucleic acid complexes

ABSTRACT

The present invention relates to the induction of interferon production in the cells of living organisms, including human beings.

According to the invention, nucleic acid complexes, such as the polyinosinate and polycytidylate complex, are modified to yield unpaired bases, along the polycytidylate strand which render the complexes more readily hydrolyzable by nucleases present in living cells.

The modified complexes retain their ability to stimulate interferon release by the cells but are rendered more vulnerable to destruction within the cells, the modified complexes being significantly less toxic than the original complexes.

SUMMARY OF THE INVENTION

It is a further object of the invention to provide therapeutic agents comprised of complexes which are rapidly hydrolyzable by enzymatic activity in living cells after induction of interferon production therein.

DESCRIPTION OF THE PREFERRED EMBODIMENTS

Exposure of an organism to massive dosages of either the unmodified rCn or the modified complexes results in toxic effects due to the inability of the organism to effectively dispose of said substances within a sufficiently short period of time.

However, those dosages normally associated with therapeutic practice are rendered harmless with the modified complexes through enzymatic hydrolysis in the cells much more readily than in the unmodified rCn.

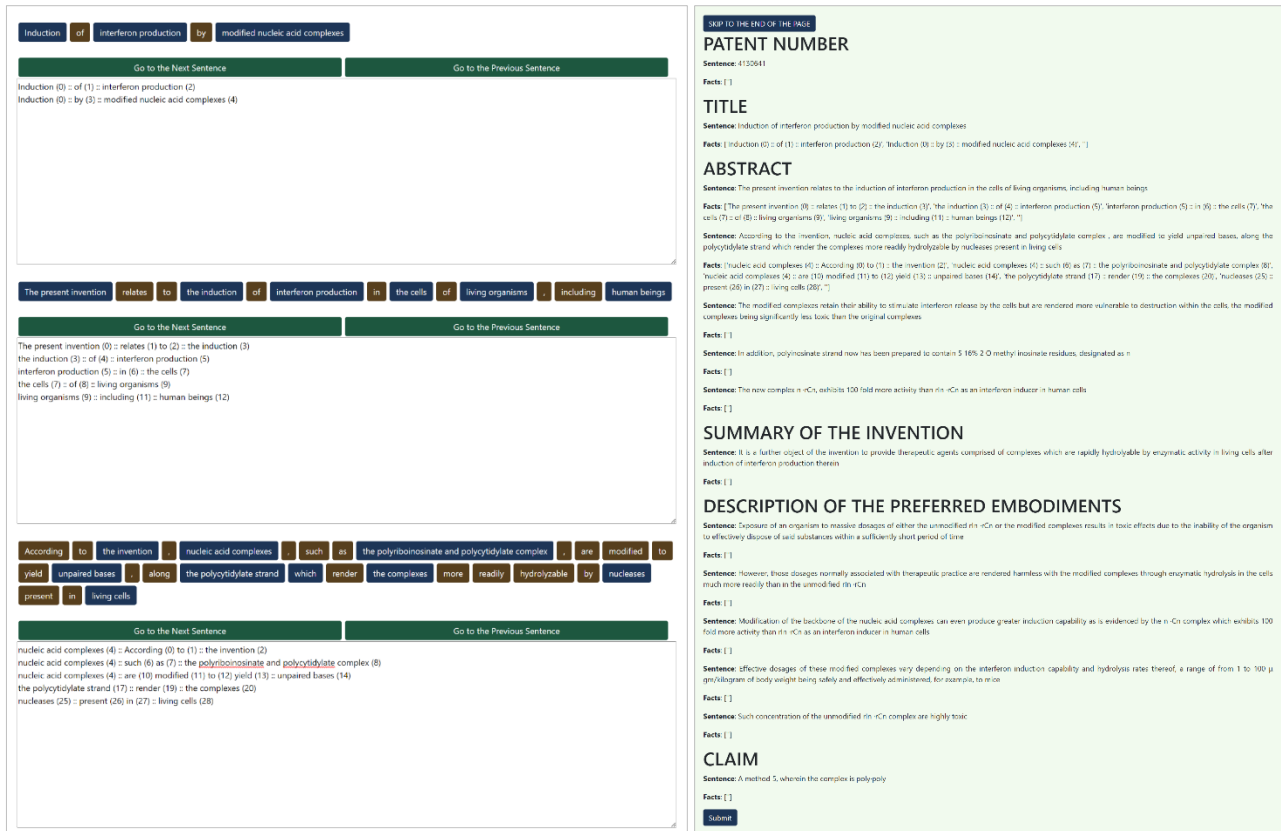
Modification of the backbone of the nucleic acid complexes can even produce greater induction capability as is evidenced by the n-rCn complex which exhibits 100 fold more activity than rCn as an interferon inducer in human cells.

CLAIM

A method 5, wherein the complex is poly poly.

Submit

Figures 3a & 3b: Tagging Interface: a) selecting the headings that must be discarded and b) examining the sentences to evolve formatting rules.



Figures 3c & 3d: Tagging Interface: c) identifying facts and d) verifying facts.

We perform the following steps using the tagging interface.

1. We identify the headings of patent document sections that do not communicate artefact-specific knowledge and must be discarded (Figure 3a).
2. We identify the lexical and syntactic characteristics of sentences that could pose issues while identifying facts to implement rules for cleaning sentences (Figure 3b).
3. We identify the facts from sentences that do not fall within the discarded sections and that are formatted as per the rules identified from the previous step (Figures 3c and 3d).

In APPENDIX II, we provide examples of different kinds of section headings that we discard (using the interface shown in Figure 3a) from the sample. Since there is no gold standard for cleaning sentences in patent text, we continuously learn and evolve rules (by examining sentences in Figure 3b) based on *prima facie* cases while scanning through sentences in each patent. In APPENDIX III, we explain how we identify and implement these rules. In APPENDIX IV, we explain using several representative examples how we interpret different sentences (using the interface shown in Figure 3c) and identify facts from these.

In view of artefact descriptions, the long-standing notion in design literature is that verbs are tied to actions or functions while nouns represent components or subsystems (Fu et al., 2013, p. 4). As artefacts described in patent documents could be a product or a process, nouns and verbs could be generalised to entities and relationships respectively. In patent documents, Vandevenne et al. (2016, p. 87) observe that nouns could refer to the actual artefact (e.g., valve), abstract terms (e.g., method), attributes (e.g., ‘temperature’) and others (e.g., ‘portion’).

In addition to single nouns, entities are often specified using multiple words, e.g., noun-verb – ‘web browsing’, adjective-noun – ‘brushless motor’ (Suryadi and Kim, 2018, pp. 6, 7). Such entities could therefore be captured as noun-phrases (Liu et al., 2010, p. 4) using various dependency parsing tools. Since every noun-phrase in a sentence need not be an entity, while creating a dataset, we identify only those that are entities and connected to another entity (if any) through a relationship. As shown in Figure 3c, we serialise the tokens of a sentence as buttons that differentiate the **noun phrases** from the **remaining tokens** in the sentence.

As mentioned in Section 1.2, a relationship between a pair of entities is often assigned based on what is meant rather than what is specified in natural language text. For example, in the sentence “Compound A comprises molecule C,” the relationship is often assigned a category (e.g., hierarchical) or an ontological equivalent (e.g., part of). While the actual relationship here is denoted by a verb, it is a challenge to retrieve such relationships because verbs often are abstract actions (Chiu and Shu, 2012, p. 272) and are mutable when associated with objects in different contexts (Jamrozik and Gentner, 2020, pp. 1, 2). Functions that are mainly represented by verbs are often retrieved from natural language text as verb-object combinations (Fantoni et al., 2013, p. 325) and Subject-Verb-Object triples (Cheong et al., 2017, p. 4).

The actual relationship between a pair of entities could be specified using a single verb on many occasions, e.g., “the end effector grips the ball.” However, the relationships are often more intricate and are nuanced by the inclusion of prepositions and other verbs, e.g., “the particle moves along the track” and “the method comprising injecting solution #.” Such compound relationships could also include tokens that are separated apart and placed in reverse order. In APPENDIX IV, we indicate several representative examples of single, compound, and indirect relationships.

Unlike entities that could be chosen among noun-phrases in a sentence, relationships could include any of the remaining tokens. Due to the aforementioned mutability and abstract nature, capturing relationships without the associated tokens would be less meaningful. While creating

the dataset, given a pair of entities (chosen among **noun-phrases** in Figure 3c) in a sentence, we select the **remaining tokens** (except noun-phrases) in the order that appropriately describes the relationship between the pair. Upon selecting entities and relationships for a fact, it is appended as “head entity :: relationship :: tail entity” in the text box beneath every sentence in Figure 3c. As summarized in Table 2, the dataset includes 51,232 sentences among which 44,227 sentences include at least one fact in these. We therefore obtained 44,227 sentence-fact pairs that would be utilised for training various models as outlined in the following section.

Table 2: Dataset Summary

Number of Sentences	51,232
Average Number of Sentences	12.18
Number of Sentences with Facts	44,227
Average Number of Sentences with Facts	10.52
Number of Facts	190,953
Average Number of Facts per Sentence	4.32
Number of Tokens	1,224,473
Average Number of Tokens per Sentence	27.69

2.2. Training Algorithms

As outlined in Figure 4, in our method to extract facts, we train a custom tagger using spaCy⁸ (as detailed in Section 3.1) to classify each token in a sentence as entity, relationship, or others. Given a pair of entities that are identified using the tagger, we uniquely mark these (as elaborated in Section 3.2) in order to train another tagger that identifies the specific tokens that represent the relationship between the pair. Herein, we provide a sequence, i.e., the sentence with marked entities as input and obtain a sequence of tags as output. The primary approach to extract facts in our method could therefore be termed “sequence-to-sequence.”

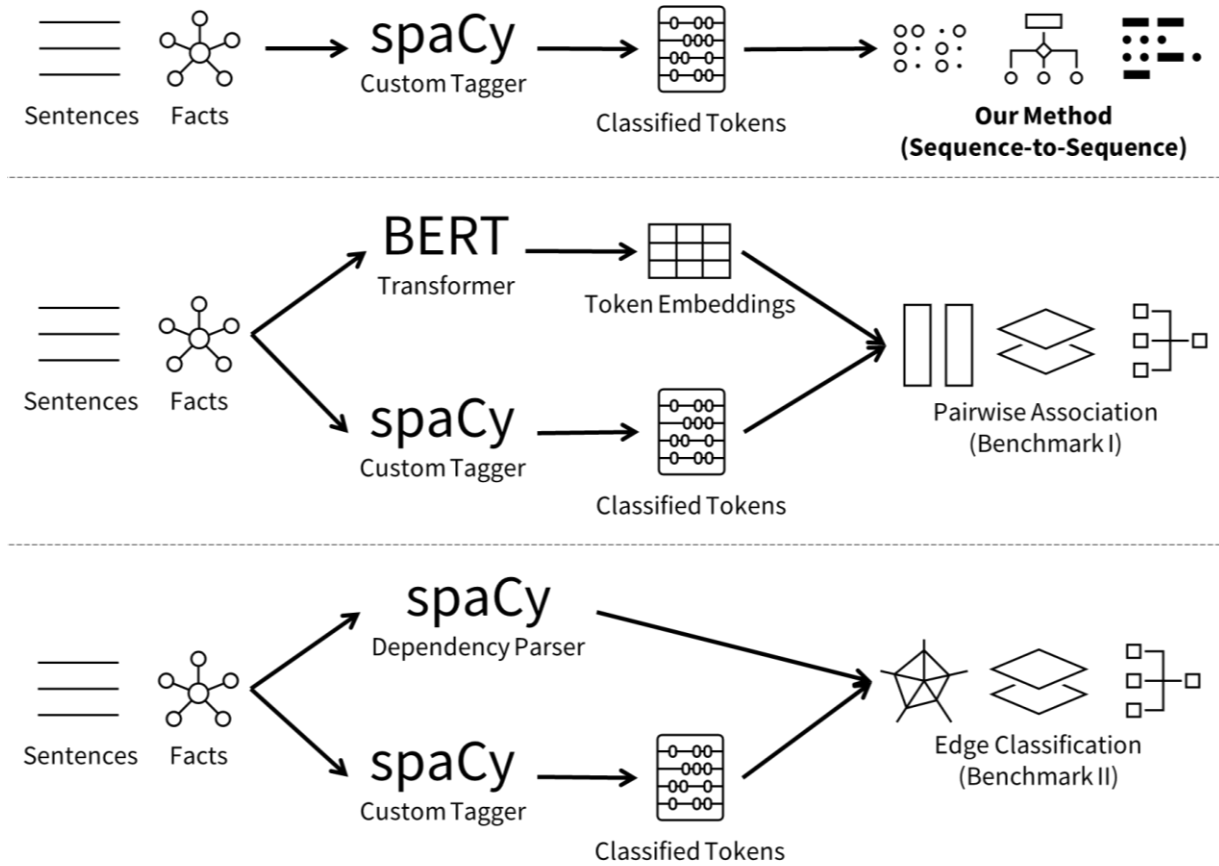


Figure 4: Training algorithms

In order to evaluate the performance of the proposed method, we implement two commonly recommended benchmarks and assess the performances of these. In Benchmark I, as outlined in Figure 4 and detailed in Section 4.1, we populate pairs of entities and relationships (identified using the tagger) and train MLP Classifiers⁹ to predict the links among these. Given the fact “**the particle moves along the track**” for example, using Benchmark I, we intend to predict links such as (‘the particle’, ‘moves’) → ENTREL, (‘moves’, ‘along’) → RELREL, and (‘along’, ‘the track’) → RELENT.

Instead of predicting links among isolate pairs of entities and relationships, in Benchmark II, as outlined in Figure 4 and detailed in Section 4.2, we convert a sentence into a graph object in which, the nodes are either entities or relationships (identified using the tagger). Among these nodes, we train various Graph Neural Networks (GNNs) to predict the edges such as ENTREL, RELREL, RELENT, and ENTENT. For the input graph object, we supply edges based on the syntactic dependencies given by the spaCy dependency parser¹⁰.

As a pre-requisite for implementing both benchmarks, we fine-tune BERT for masked-language modelling¹¹ (as elaborated in APPENDIX V) using the 44,227 sentences in our dataset and obtain contextualised embeddings for tokens in these sentences. In Benchmark I, we incorporate token embeddings, POS tags and syntactic dependencies onto the feature vectors of entity and relationship pairs.

While syntactic dependencies are captured as edges in Benchmark II, we include token embeddings and POS tags within the features of nodes in the graph objects. In Benchmark II, we additionally capture the whole sentence structure onto the graph objects. We implement these benchmarks as the underlying approaches are commonly recommended NLP techniques. Compared to our method, in Section 4, we examine whether predicted edges using these approaches could be combined to construct plausible facts.

3. Method

Our method, as outlined in Figure 4, involves the identification of entity and relationship tokens and then populating pairs of entities to identify relationships that specifically associate the pair with a fact. In Section 3.1, we explain the implementation of a custom tagger using spaCy for identifying tokens. In Section 3.2, we provide an innovative approach to map pairs of entities (including the context) onto the corresponding relationships. Therein, we train another custom tagger spaCy, but with sentences that include unique entity markers.

3.1. Identifying Tokens

As illustrated below, for each sentence in the dataset (of 44,227 sentences and corresponding facts), we select the tokens that are included as either entity or relationship in any of the corresponding facts and tag these as ‘ENT’ or ‘REL’. We tag the remaining tokens as ‘OTHERS’.

“The space provided between brush members 4 a and 4 b allows a mounting strip to be included in the housing”
(The, ‘ENT’), (space, ‘ENT’), (provided, ‘REL’), (between, ‘REL’), (brush, ‘ENT’), (members, ‘ENT’), (4, ‘ENT’), (a, ‘ENT’), (and, ‘OTHERS’), (4, ‘ENT’), (b, ‘ENT’), (allows, ‘REL’), (a, ‘ENT’), (mounting, ‘ENT’), (strip, ‘ENT’), (to, ‘OTHERS’), (be, ‘OTHERS’), (included, ‘REL’), (in, ‘REL’), (the, ‘ENT’), (housing, ‘ENT’)

Likewise, we convert all sentences in the dataset into spaCy-based *doc* objects with tags. Upon populating all objects into a bin, we split the bin into train (80%) and test (20%) bins. In the spaCy training module⁸, we retrieve the configuration file that is defined for the ‘tagger’ component and optimised for GPU and best accuracy. Based on the default settings given in the configuration file, we train a custom tagger that uses a BERT-based sequence classification model in the background. As shown in Figure 5, the spaCy training module optimizes for the least number of epochs and returns the best and last states of the model.

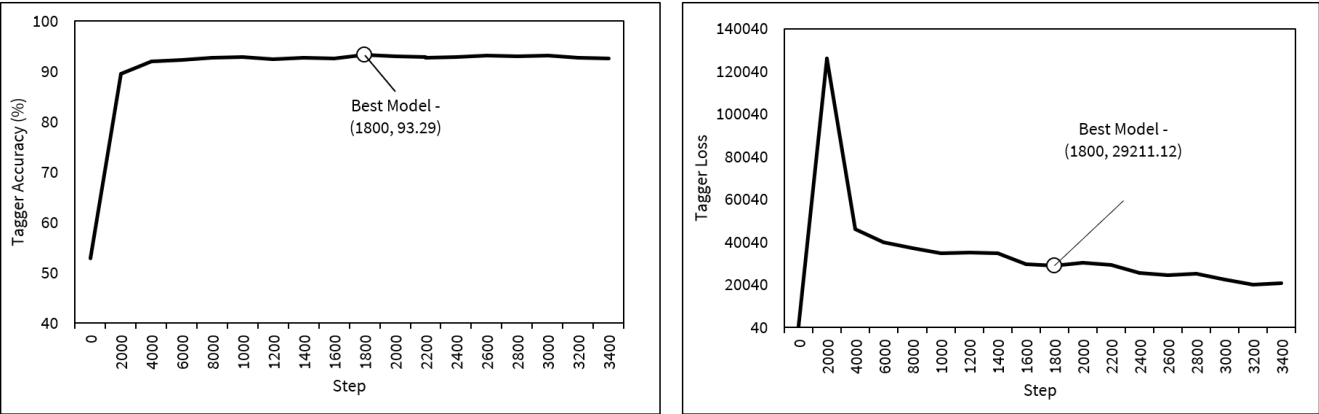


Figure 5: Performance of custom-tagger training using spaCy.

The performance of the best model is summarized as follows: *tagger accuracy* = 0.933 and *tagger loss* = 29211.116. The tagger loss appears to be high due to the summation of losses across over 35,800 sentences (80% of the dataset). Continuous optimization of this loss could lead to overfitting, which is automatically prevented by the spaCy training module (as indicated in Figure 5) that stops training when accuracy saturates or declines. We test the model for various sentences outside training data and observe that it is able to predict tags to a satisfactory level of accuracy.

3.2. Extracting Facts

To map a pair of entities onto the relationship between the pair, it is necessary to provide sufficient context around the pair. For a pair – ‘the neural network’ and ‘six convolutional layers’, the corresponding sentence would include the actual relationship like ‘comprising’ or ‘including’ that could be identified *verbatim* if context is provided. Often such context is given as token or sequence embeddings within the feature vector of the input pair of entities. While we will learn in Section 4 that such approaches are not preferable, we circumvent the need for providing context by marking a pair of entities in the sentence in a unique manner (as illustrated below).

“{HEAD ~ The space} provided between {TAIL ~ brush members} 4 a and 4 b allows a mounting strip to be included in the housing...”

In the above shown example, the marked entities ‘The space’ and ‘brush members’ are noun-phrases whose tokens are identified as entities by the tagger trained in Section 3.1. We mark these in the sentence using {HEAD ~ ...} and {TAIL ~ ...} and intend to identify the tokens – ‘provided’ and ‘between’ that represents the relationship between the pair. In this section, given a marked sentence like the above, we train a tagger to identify tokens within marked tokens as either ‘HEAD’ or ‘TAIL’, the specific relationship tokens as ‘REL’ and the remaining tokens as ‘OTH’.

Since entities are often made of more than one token, curly braces ‘{...}’ capture the span of tokens. While the markers ‘HEAD’ and ‘TAIL’ differentiate the pair of entities, the punctuation (‘~’) ensures that the markers are separated from the entities. As explained in APPENDIX III, while cleaning the raw sentences scraped from the patent database, we remove closed braces ({...}, [...]) and text enclosed within these. Therefore, the tagger should accurately recognize the entities.

To train the custom tagger using spaCy, we create doc objects of all sentences and add tags for all tokens in these as illustrated below.

“The first limb and second limb further having proximal revolute joints having a common vertical axis of rotation and {HEAD ~ a proximal inner joint} housed in {TAIL ~ a common housing}.”¹²

(‘The’, ‘OTH’), (‘first’, ‘OTH’), (‘limb’, ‘OTH’), (‘and’, ‘OTH’), (‘second’, ‘OTH’), (‘limb’, ‘OTH’), (‘further’, ‘OTH’), (‘having’, ‘OTH’), (‘proximal’, ‘OTH’), (‘revolute’, ‘OTH’), (‘joints’, ‘OTH’), (‘having’, ‘OTH’), (‘a’, ‘OTH’), (‘common’, ‘OTH’), (‘vertical’, ‘OTH’), (‘axis’, ‘OTH’), (‘of’, ‘OTH’), (‘rotation’, ‘OTH’), (‘and’, ‘OTH’), (‘{’, ‘HEAD’), (‘HEAD’, ‘HEAD’), (‘~’, ‘HEAD’), (‘a’, ‘HEAD’), (‘proximal’, ‘HEAD’), (‘inner’, ‘HEAD’), (‘joint’, ‘HEAD’), (‘}’, ‘HEAD’), (‘housed’, ‘REL’), (‘in’, ‘REL’), (‘{’, ‘TAIL’), (‘TAIL’, ‘TAIL’), (‘~’, ‘TAIL’), (‘a’, ‘TAIL’), (‘common’, ‘TAIL’), (‘housing’, ‘TAIL’), (‘}’, ‘TAIL’), (‘.’, ‘TAIL’)

The above-shown is a positive example, where a pair of entities have a relationship between these. For a negative example, all tokens except entities would be assigned ‘OTH’ tags. For every sentence in the dataset (of 44,227 sentences), each fact contributes to a positive training example. For each fact, we arbitrarily select a pair of entities that do not have a relationship in the sentence and record a negative example. Hence, we generate as many negative examples as the number of facts.

In total, we generate 374,249 training examples that we split into 90% for training and 10% for testing. Similar to the procedure followed in Section 3.1, we obtain the configuration file from spaCy⁸ for training a ‘tagger’ with GPU support. We retain the default settings that allow spaCy to terminate the training at the appropriate step and choose the best model. As indicated in Figure 6, spaCy terminated the training after ~ 8500 steps (1 epoch) and returned the best model that exhibited 99.41% accuracy. The *tagger loss* = 2355.08 appears quite optimized, considering the number of training examples. An accuracy of 99.41% is objectively satisfactory and does not indicate the need to improve performance.

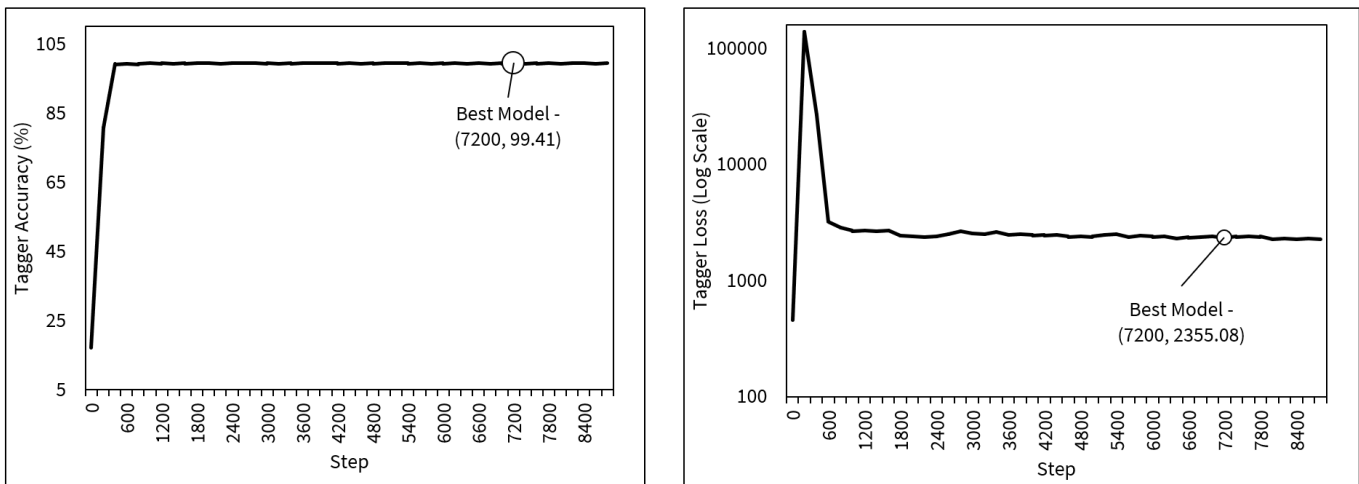


Figure 6: Performance of the custom-tagger trained using spaCy to identify the relationship tokens when a pair of entities are marked in a sentence.

To ensure that the model makes meaningful predictions, we test the model on various sentences outside the dataset, as illustrated below.

Sentence	<i>“This transfer of wafers must be carried out in a clean environment and often at sub-atmospheric pressures.”¹³</i>
Identifying Tokens	<i>[(This, 'ENT'), (transfer, 'ENT'), (of, 'REL'), (wafers, 'ENT'), (must, 'OTHERS'), (be, 'OTHERS'), (carried, 'REL'), (out, 'REL'), (in, 'REL'), (a, 'ENT'), (clean, 'ENT'), (environment, 'ENT'), (and, 'OTHERS'), (often, 'REL'), (at, 'REL'), (sub, 'ENT'), (-, 'ENT'), (atmospheric, 'ENT'), (pressures, 'ENT'), (., 'OTHERS')]</i>
Pairing Entities	<i>“{HEAD ~ This transfer} of wafers must be carried out in {TAIL ~ a clean environment} and often at sub-atmospheric pressures.”</i>
Extracting Facts	<i>[({, 'HEAD'), (HEAD, 'HEAD'), (~, 'HEAD'), (This, 'HEAD'), (transfer, 'HEAD'), (}, 'HEAD'), (of, 'OTH'), (wafers, 'OTH'), (must, 'OTH'), (be, 'OTH'), (carried, 'REL'), (out, 'REL'), (in, 'REL'), ({, 'TAIL'), (TAIL, 'TAIL'), (~, 'TAIL'), (a, 'TAIL'), (clean, 'TAIL'), (environment, 'TAIL'), (}, 'TAIL'), (and, 'OTH'), (often, 'OTH'), (at, 'OTH'), (sub, 'OTH'), (-, 'OTH'), (atmospheric, 'OTH'), (pressures, 'OTH'), (., 'OTH')]</i>

Given a sentence outside the dataset, we identify the entities and relationships using the tagger that we trained in Section 3.1. To predict the relationship between a pair of entities, we select ‘This transfer’ and ‘a clean environment’ whose tokens are tagged as ‘ENT’. We mark these entities and feed these to the tagger that we trained in this section. The tagger accurately identifies the tokens that represent the relationship between the given pair. We could combine these relationship tokens to extract the fact – “This transfer :: carried out in :: a clean environment.” Likewise, we could populate the remaining pairs of entities and extract the relationships among these.

4. Benchmarks

In this section, we compare our method to extract facts against two commonly recommended approaches. For the identification of tokens, we do not train other models and compare their performances against the current approach due to various reasons. First, the step to identify tokens is a pre-requisite for extracting facts using our method as well as using the benchmark approaches. Second, the custom-tagger given by spacy already uses a state-of-the-art transformer model in the background for training and it is expected to deliver the desired performance in terms of tagger accuracy. Third, other token identification algorithms require the handling of various training parameters like early termination that are self-handled by the spaCy training module. Furthermore, handling *doc* objects returned by custom-trained models is simpler and similar to that of the normal spaCy workflow.

For extracting facts, as illustrated in Figure 7, we compare our method against pairwise association (Benchmark I) and edge classification (Benchmark II) approaches. In our method, we provide sentences with entities marked using {HEAD ~ ...} and {TAIL ~ ...}. In Benchmark I, we populate pairs of entities and relationships and train a classifier to predict the appropriate link between a pair. For example, in the fifth fact shown in Figure 7, the link between ‘a mounting strip’ and ‘included’ is different from that between ‘included’ and ‘in’. We distinguish these links into the following labels: ENTREL, RELREL, RELENT, ENTENT, and NIL. Upon predicting the links, a fact could be constructed using a sequence of pairs.

In Benchmark II, instead of populating individual pairs of entities and relationships, we input a sentence as a graph and train Graph Neural Networks (GNNs) to predict the aforementioned links as edge labels. For both the benchmarks, entity and relationship tokens must be identified beforehand using the tagger that is trained in Section 3.1. In addition, the token embeddings are included in the feature vectors for both benchmarks. To obtain these embeddings, we fine-tune BERT for masked-language modelling as explained in APPENDIX V. In Sections 4.1 and 4.2, we elaborate on the implementation and performances of these benchmarks.

The space provided between brush members 4a and 4b allows a mounting strip to be included in the housing

Facts

Our Method (Sequence-to-Sequence)

Benchmark I (Pairwise Association)

Benchmark II (Edge Classification)

The space :: provided between :: brush members

{HEAD ~ The space} provided between {TAIL ~ brush members} 4 a
and 4 b allows a mounting strip to be included in the housing


(The space, provided) → ENTREL
(provided, between) → RELREL
(between, brush members) → RELENT



brush members :: : 4 a

The space provided between {HEAD ~ brush members} {TAIL ~ 4 a}
and 4 b allows a mounting strip to be included in the housing

(brush members, 4 a) → ENTENT



The space :: provided between :: 4 b

{HEAD ~ The space} provided between brush members {TAIL ~ 4 a}
and 4 b allows a mounting strip to be included in the housing

(The space, provided) → ENTREL
(provided, between) → RELREL
(between, 4 b) → RELENT



The space :: allows :: a mounting strip

{HEAD ~ The space} provided between brush members 4 a and 4 b allows
allows {TAIL ~ a mounting strip} to be included in the housing

(The space, allows) → ENTREL
(allows, a mounting strip) → RELENT



a mounting strip :: included in :: the housing

The space provided between brush members 4 a and 4 b allows
{HEAD ~ a mounting strip} to be included in {TAIL ~ the housing}

(a mounting strip, included) → ENTREL
(included, in) → RELREL
(in, the housing) → RELENT



Figure 7: Illustrating the approaches undertaken for extracting facts.

4.1. Benchmark I

In each fact in the dataset, as illustrated in Figure 7, the entities and relationships are associated by ENTREL, RELREL, RELENT, and/or ENTENT links. Within 190,953 facts that we identified in 44,227 sentences, the links are distributed as follows: ENTENT – 2,071, ENTREL – 163,552, RELREL – 84,550, RELENT – 181,361. In Benchmark I, the task is to train classifiers to predict these links among pairs of entities and relationships (as identified by the tagger in Section 3.1). Since this approach inputs individual pairs, we refer it to as ‘pairwise association’.

To train a classifier to predict these links, we randomly retrieve negative pairs for each type, i.e., for the link type ENTREL, we randomly select 163,552 entity-relationship pairs that are not associated in any fact and hence have ‘NIL’ links in these. We shuffle the positive and negative pairs to train models individually for each type. We treat each pair as a separate training example and predict a binary output (1 or 0) using a Multi-Layer Perceptron (MLP) classifier⁹. The feature vectors for different types of training examples are given as follows.

Type	(128)		(50)		(128)		(50)		(40)		(4)		(2)
ENTENT	[Entity]	+	[POS]	+	[Entity]	+	[POS]	+	[Dependency]	+	[Type]	→	[1, 0]
ENTREL	[Entity]	+	[POS]	+	[Relationship]	+	[POS]	+	[Dependency]	+	[Type]	→	[1, 0]
RELREL	[Relationship]	+	[POS]	+	[Relationship]	+	[POS]	+	[Dependency]	+	[Type]	→	[1, 0]
RELENT	[Relationship]	+	[POS]	+	[Entity]	+	[POS]	+	[Dependency]	+	[Type]	→	[1, 0]

For each pair, we concatenate the following: the embeddings retrieved from the fine-tuned BERT model (size = 128x2), one-hot vector of the POS tags (size = 50x2), one-hot vector of dependency relation (size = 40), and one-hot vector indicate the type of link (size = 4). The total size of the feature vector thus equals 400. If an entity is composed of multiple tokens (e.g., ‘The space’), we obtain the average of individual token embeddings.

From the dataset of 44,227 sentences, we identified 50 unique POS tags as listed below. For an entity, we use the POS tag assigned to the root of the corresponding noun phrase in the corresponding sentence.

‘\$’, ‘“’, ‘,’’, ‘-LRB-’, ‘-RRB-’, ‘.’, ‘:’, ‘ADD’, ‘AFX’, ‘CC’, ‘CD’, ‘DT’, ‘EX’, ‘FW’, ‘HYPH’,
‘IN’, ‘JJ’, ‘JJR’, ‘JJS’, ‘LS’, ‘MD’, ‘NFP’, ‘NN’, ‘NNP’, ‘NNPS’, ‘NNS’, ‘PDT’, ‘POS’,
‘PRP’, ‘PRP\$’, ‘RB’, ‘RBR’, ‘RBS’, ‘RP’, ‘SYM’, ‘TO’, ‘UH’, ‘VB’, ‘VBD’, ‘VBG’, ‘VBN’,
‘VBP’, ‘VBZ’, ‘WDT’, ‘WP’, ‘WP\$’, ‘WRB’, ‘XX’, ‘_SP’, ‘’’

While 46 types of syntactic dependencies¹⁴ (e.g., ‘nsubjpass’, ‘pobj’) exist, the dataset of 44,227 sentences only includes 38 unique dependencies as listed below. In addition to these 38, we add ‘ADJ’ to indicate the adjacency relation between tokens and ‘NIL’ to account for no dependency relation in a pair.

*‘ADJ’, ‘NIL’, ‘acl’, ‘acomp’, ‘advcl’, ‘advmod’, ‘agent’, ‘amod’, ‘appos’, ‘attr’, ‘aux’,
‘auxpass’, ‘cc’, ‘ccomp’, ‘compound’, ‘conj’, ‘csubj’, ‘csubjpass’, ‘dative’, ‘dep’, ‘dobj’, ‘intj’,
‘mark’, ‘meta’, ‘neg’, ‘nmod’, ‘npadvmod’, ‘nsubj’, ‘nsubjpass’, ‘nummod’, ‘oprd’,
‘parataxis’, ‘pcomp’, ‘pobj’, ‘preconj’, ‘prep’, ‘prt’, ‘punct’, ‘relcl’, ‘xcomp’*

For each type of pair, we divide the training examples into 80% train and 20% test sets and individually train MLP classifiers, in which, we retain the default settings given by sci-kit learn¹⁵. The training outcomes, as summarized in Table 3, indicate satisfactory levels of accuracy for all types. These scores were much lower when we experimented with BERT embeddings of lower size (32, 64) and discarded one-hot vectors of either POS or dependency relation or both.

Table 3: Performances of MLP Classifiers.

Type	# Examples	Loss	Accuracy
ENTENT	4,142	0.077	0.988
ENTREL	327,104	0.284	0.883
RELREL	169,100	0.101	0.962
RELENT	362,722	0.180	0.940

Although the scores are much higher in the current approach, the models tend to make less meaningful predictions when applied to sentences outside the dataset. For example, in the sentence, “a fan which is provided at a front part of the compressor,”¹⁶ we populate all pairs of entities and relationships and input each pair to the corresponding model, i.e., for the pair (‘of’, ‘the compressor’), we use the model trained only for RELENT types.

As all four models are binary classifiers, we retain the following pairs that output 1: (‘a front part’, ‘of’) → ENTREL, (‘is’, ‘a compressor’) → RELENT, (‘at’, ‘a front part’) → RELENT, (‘at’, ‘the compressor’) → RELENT, (‘of’, ‘the compressor’) → RELENT, (‘is’, ‘provided’) → RELREL, (‘provided’, ‘at’) → RELREL, (‘provided’, ‘of’) → RELREL, (‘of’, ‘is’) → RELREL, (‘of’, ‘provided’) → RELREL, (‘of’, ‘at’) → RELREL.

To construct a fact, we must retrieve sequences of relationship tokens that are linked via the RELREL type. Then, we must identify the entities that are linked to the start or end of a sequence through ENTREL and RELENT types respectively. We can observe that all prepositions ('is', 'at') are linked to all entities and verbs in the sentence. In addition, these prepositions are linked to themselves, e.g., ('of', 'at') \rightarrow RELREL. Due to these predictions, the number of sequences is likely to be much higher than expected, causing the extraction of various facts that are less meaningful, especially in longer sentences.

The application of this approach therefore requires a restricted extraction of facts that focus on a short span within a sentence. The shortcomings of this approach are mainly due to the lack of context provided with the pair of entities or relationships. Although the BERT embeddings within the feature vectors are expected to capture the information of the whole sentence, the classifier models seem to understand less about the positioning and vocabulary of the tokens. In Benchmark II, we capture additional context by considering the whole sentence as graph objects.

4.2. Benchmark II

As illustrated in Figure 8, in Benchmark II, we input the sentence as a graph object and predict the edges among nodes that are either entities or relationships as identified by the tagger trained in Section 3.1. Considering a sentence as a collection of entities and relationships, we form a graph object by connecting these using syntactic dependencies. Upon providing such a graph as an input, we train GNNs to predict the edge labels: ENTREL, RELREL, RELENT, ENTENT, and NIL among the tokens. We therefore refer this approach to as ‘edge classification’.

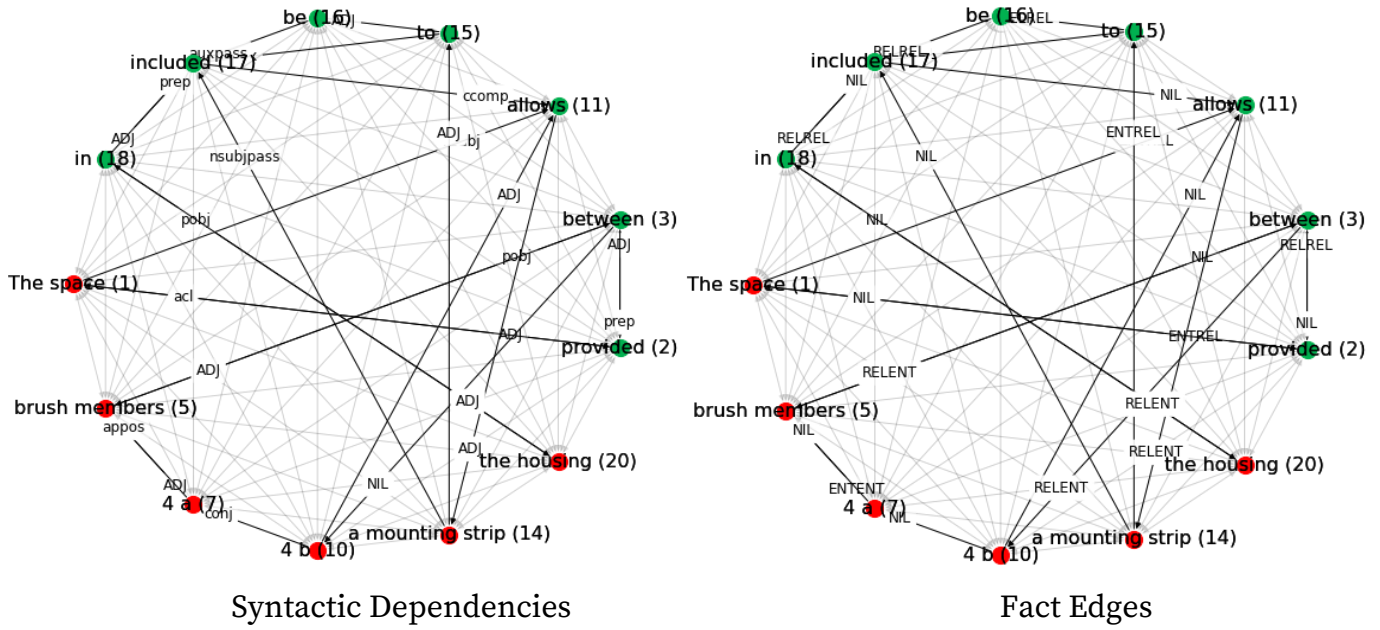


Figure 8: Illustrating graph objects generated from a sentence.

Upon visualising the one-to-one mapping of edges for various sentences as shown in Figure 8, we understand that entities and relationships that share syntactic dependencies are not always associated in a fact, e.g., (‘a mounting strip’, ‘included’) \rightarrow (‘nsubjpass’, ‘NIL’). A minor portion of fact edges could be explained by a corresponding dependency relation, e.g., (‘be’, ‘included’) \rightarrow (‘auxpass’, ‘RELREL’). Several fact edges do not incur from syntactic dependencies, e.g., (‘between’, ‘4 b’) \rightarrow (‘NIL’, ‘RELENT’). In contrast to the literature (Xu and Cai, 2021; Zuo et al., 2022), our observations across various sentences suggest that there is no generalizable correspondence between syntactic dependencies and their role in the extraction of facts that constitute engineering design knowledge.

As syntactic dependencies alone are not sufficient to predict the edge labels, we populate some negative edges (labelled as ‘NIL’) in the input graph such that GNNs learn to predict edge labels using features apart from syntactic dependencies. Apart from the graph object, GNNs require node

features and/or edge features. As the nodes are tokens from sentences, we provide node features as a concatenation of BERT embedding¹⁷ (size 128), one-hot vector (size 50) indicating POS tag, and another one-hot vector (size 2) indicating the type of node – entity or relationship. Based on the choice of GNN, we input edge features as syntactic dependency labels (0, 1, 2...39) or one-hot vectors (with size 40).

To simplify edge classification, we train four GNNs for predicting binary edge labels: ENTREL/NIL, RELREL/NIL, RELENT/NIL, and ENTENT/NIL. For each sentence, we thus create four graph objects that include an equal number of positive and negative edges of the target label. As indicated in Figure 9, upon providing the graph object (with node and/or edge features) as input, the model encodes the hidden states of nodes through a number of convolutional layers. We concatenate the hidden states of a pair of nodes to obtain the edge representation, which we then pass through multiple linear layers to get a prediction for the edge labels.

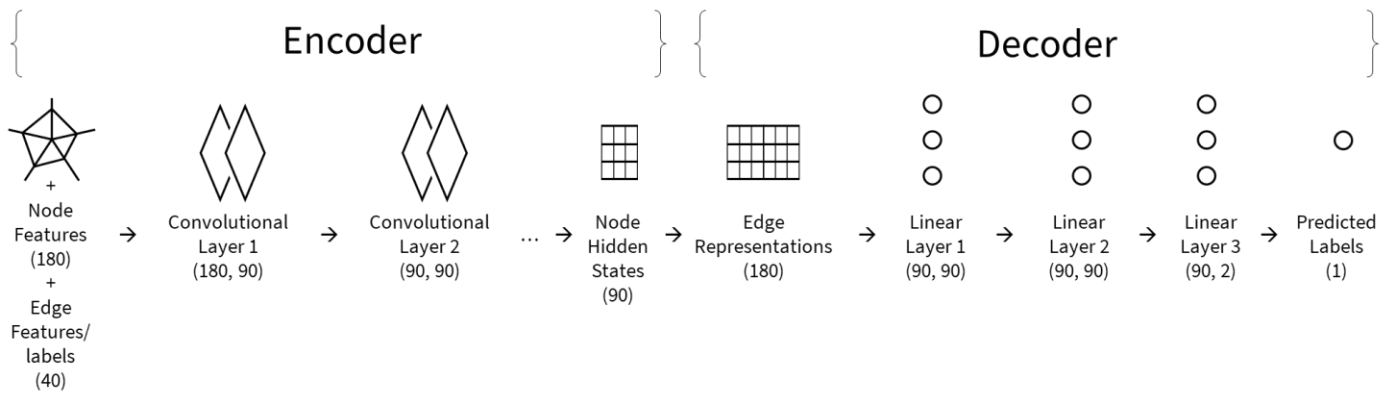


Figure 9: Model for edge classification.

Often referred to as message passing, the function of a convolutional layer is to aggregate features of neighbour nodes of a given node to obtain its hidden state. The edge representation that we derive from node hidden states should thus incorporate the context given by a sentence. Subject to saturation, the higher the number of convolution layers, the greater the context incorporated in a hidden state. Various convolutional layers implemented for GNNs differ in the way they aggregate neighbourhood information as follows.

- GraphSAGE (SAGE) layer¹⁸ offers simple aggregation of features of neighbour nodes of a given node to obtain its hidden state. We use ‘mean’ and ‘pool’ aggregators as two variants for SAGE in our implementation.
- Graph Convolutional (GC) layer¹⁹ linearly combines features of each neighbour, weighted by the inverse square root of node degrees.

- Relational Graph Convolutional (RGC) layer²⁰ linearly combines features of each neighbour based on the labels of the edges shared by these.
- Continuous-Filter Convolutional (CFC) layer²¹ performs element-wise multiplication of node features and edge features for a given node and its neighbourhood.
- Principal Neighbourhood Aggregation Convolutional (PNAC) layer²² uses MLPs to aggregate and scale node and edge features for a given node and its neighbourhood. While PNAC offers various aggregators and scalars, we use the following choices: *aggregators* – mean, maximum, moment3, variance; *scalar* – identity.

We list the number of graphs available for each output label type in Table 4 along with the total number of nodes and edges in these. We form batches of the graphs such that each batch includes approximately 25k nodes. For each batch, we randomly sample 5% of the edges to compute and minimize training loss and 15% of the edges of computing test accuracy. Other training parameters include the Number of Epochs = 10, Loss – Cross Entropy, Optimizer – Adam, and Learning Rate = 0.01. We summarize the results in Table 5 that include training loss and test accuracy across all label types – ENTENT, ENTREL, RELREL, RELENT.

Table 4: Distribution of graphs across different output label types.

Labels	# Graphs	# Nodes	# Edges
ENTENT/NIL	1,724	24,189	4,142
ENTREL/NIL	44,098	489,819	326,878
RELREL/NIL	32,246	413,800	169,100
RELENT/NIL	44,098	489,819	361,508

Table 5: Edge Classification Summary

	Entity-Entity		Entity-Relation		Relation-Relation		Relation-Entity	
	Loss	Accuracy	Loss	Accuracy	Loss	Accuracy	Loss	Accuracy
CFC	0.240	0.915	0.520	0.675	0.183	0.889	0.456	0.701
GC	0.689	0.531	0.691	0.500	0.666	0.555	0.692	0.501
PNAC (max)	0.680	0.537	0.536	0.552	0.192	0.889	0.481	0.697
PNAC (mean)	0.677	0.552	0.511	0.675	0.275	0.817	0.451	0.700
PNAC (moment3)	0.671	0.519	0.690	0.500	0.690	0.501	0.690	0.502
PNAC (var)	0.672	0.520	0.553	0.604	0.535	0.585	0.370	0.746
RGC	0.137	0.921	0.513	0.676	0.099	0.919	0.451	0.701
SAGE (mean)	0.687	0.529	0.687	0.499	0.573	0.615	0.689	0.504
SAGE (pool)	0.676	0.536	0.690	0.501	0.668	0.555	0.690	0.504

The performances indicated in Table 5 seem to be significantly poor compared to Benchmark I as implemented in Section 4.1. While pairwise association aggregates BERT embeddings, POS tags, and syntactic dependencies, GNNs additionally capture and abstract the graph structure onto the edge representations. Despite carrying a theoretical advantage, GNNs offer poor performance, which could be attributed to various reasons. Due to the allocation of edges into four graphs for each sentence, a significant number of nodes have zero degrees. When graphs are grouped into batches, the model may not differentiate zero-degree nodes that belong to different graphs.

During earlier trials, we experimented with fully connected graphs, with a significant majority of edges having ‘NIL’ labels. In such trials, training saturated much sooner, and the models predicted the ‘NIL’ label for all edges. In Table 5, CFC seems to offer the best performance, yet is significantly poor compared to Benchmark I. When applied to a few sentences, CFC seems to predict irrelevant labels, e.g., ‘ENTREL’ for a relation-relation pair. In addition, the predictions are quite sensitive to the connectivity of the input graph. None of these issues improved by increasing the number of epochs or number of layers in GNNs.

Another major limitation of Benchmark II is that both training and application require identifying tokens, retrieving token embeddings, constructing graph objects, and forming node/edge features. These steps are not only complicated but also require hardware support. Besides, the models in Benchmark II consider a sentence as a collection of tokens, remaining unaware of the sequence and vocabulary information. Our method overcomes the limitations of Benchmarks I and II by exploring a radically different approach.

Our method is significantly more favourable than the benchmarks, considering the accuracy (99.41%) as well as the simplicity of the application. The accuracy of our method is also reflected in the examples that we tested. We have shown using an example at the end of Section 3.2 how facts could be extracted in merely two steps using our method. A short coming of our method, however, is the computational expense involved in training and application. Unlike the benchmarks, our method requires hardware support even for applications and requires a workaround for deploying onto servers for web-based tools. That said, we demonstrate the efficacy of our method and the significance of extracting facts by populating a domain knowledge base in the following section.

5. Application

To facilitate the application of our method, we deploy a publicly usable python-package²³ named ‘design_kgex’ and provide the instructions²⁴ to utilise in any python environment. In this section, using our method, we extract facts from sentences found in patents related to fan systems. Based on the titles given by CPC system¹⁰¹, we retrieve patents within specific CPC groups that include the word ‘fan’ and lie within subsection – F04: Positive - displacement machines for liquids; pumps for liquids or elastic fluids. In APPENDIX VI, we list the selected groups, the corresponding titles, and the number of patents in these.

5.1. Knowledge Extraction

Upon gathering a total of 5,121 patents, we scrape the paragraphs from the corresponding Google Patents webpages⁷ as explained in APPENDIX I. While creating the dataset, we scraped a random paragraph under each section in a patent document. Herein, we scrape all paragraphs under sections that are not discarded (APPENDIX II). For each paragraph, we discard the sentences that have more than 100 tokens and process the remaining sentences using the formatting steps that we heuristically learnt while creating the dataset (APPENDIX III). Each patent is thus simplified into a list of processed sentences. Since few patents are excessively long, we discard those with more than 400 sentences, resulting in 4,870 patents. For the sentences in these patents, we extract facts using our method and create a knowledge base as summarised in Table 6.

Table 6: Knowledge base of Fan Systems

Number of Patents	4,870
Number of Sentences	603,184
Number of Facts	2,927,529
Number of Unique Entities	261,351
Number of Unique Relationships	115,782

To obtain an overview of the knowledge base generated, we retrieve the 30 most frequent entities with two or more tokens. These entities hold 272 facts that have relationships with single tokens and 206 facts with multiple token relationships. Among the 272 facts, we randomly sample 30 as shown in Figure 10a. We indicate ‘P##’ alongside a relationship if the fact is contextualised within a specific patent. The relationships without a patent identifier indicate that the fact has been found in multiple patents.

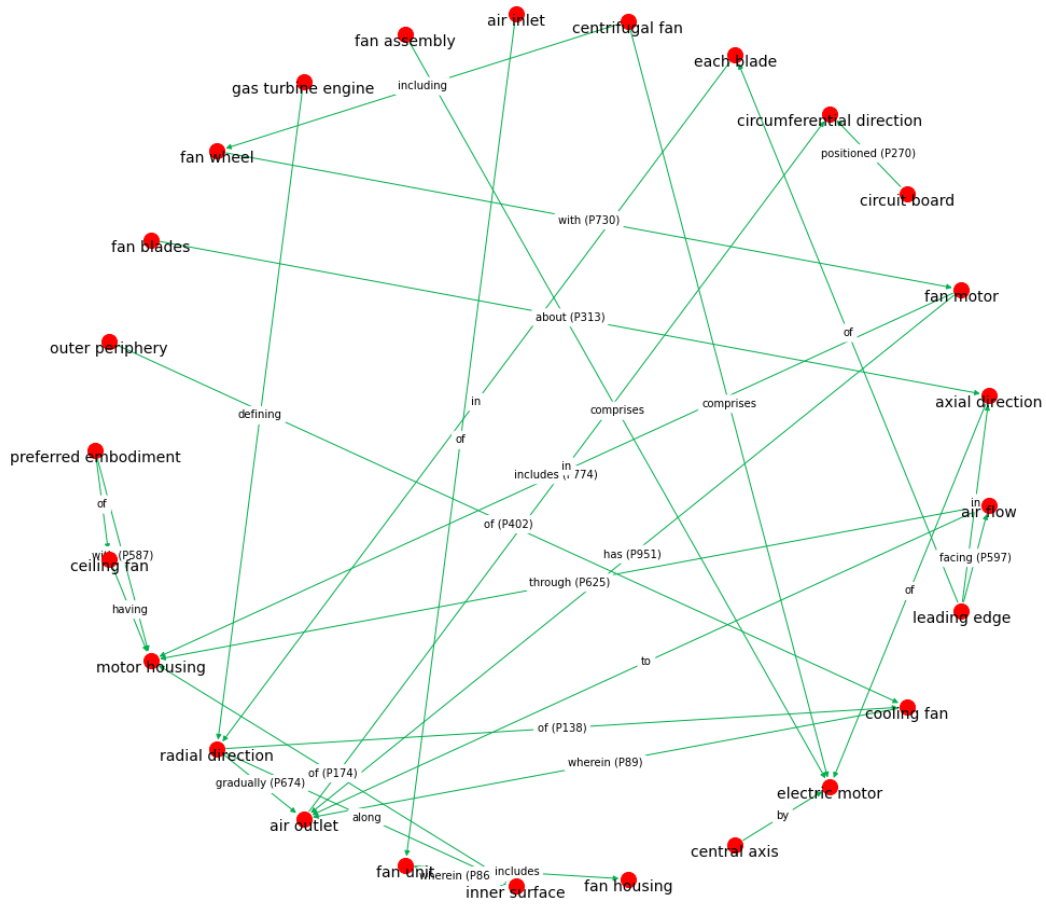


Figure 10a: Partial ontology of fan system built using frequent entities and generic relationships.

Some facts are contextualised by specific patents such as P587²⁵, P674²⁶, P868²⁷, P89²⁸, P597²⁹, P774³⁰, P270³¹, P951³², P625³³, P730³⁴, P174³⁵, P138³⁶, P313³⁷, P402³⁸.

If certain entities in the knowledge base of fan systems have higher-than-expected frequency (relative to the patent database), e.g., ‘centrifugal fan’, these entities shall likely be included in the vocabulary of the domain of fan systems. Similarly, the facts that associate such entities across multiple patents shall be a part of the ontology of the domain of fan systems. As indicated in Figure 10a, such facts often communicate attributes using ‘of’ (e.g., leading edge :: of :: each blade) or hierarchical relationships using ‘comprises’ (e.g., fan assemble :: comprises :: electric motor) that are usually referred to as ‘hasAttribute’, ‘hasComponent’ etc., in ontologies (Chen et al., 2020).

We randomly sample 30 out of 206 facts with multiple token relationships as shown in Figure 10b. Indicating various aspects of the artefact like purpose (e.g., fan unit :: to drive (P402) :: air flow), spatial arrangement (e.g., centrifugal fan :: is positioned under (P235) :: air inlet), interactions (e.g., airflow :: out of (P326) :: outer periphery) etc., these relationships are largely contextualised within a patent and are less useful to construct domain ontologies.

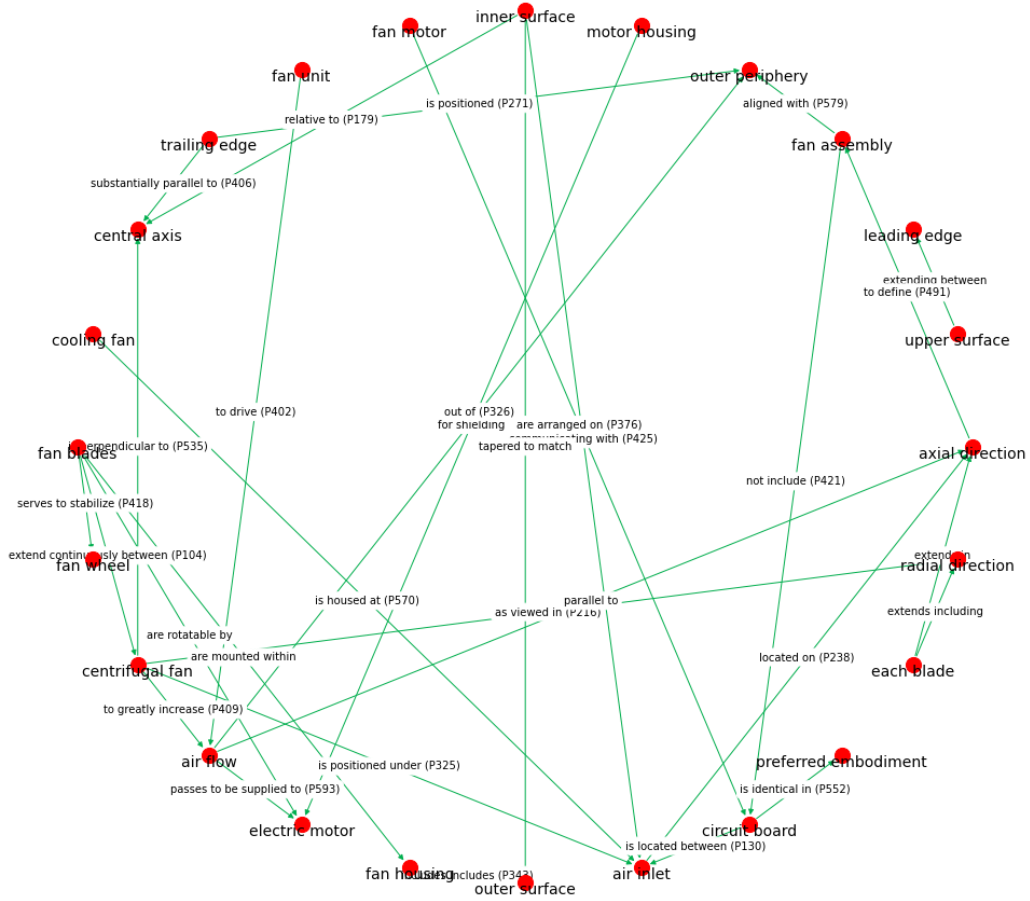


Figure 10b: Partial ontology of fan system built using frequent entities and specific relationships.

Some facts are contextualised by specific patents such as P418³⁹, P409⁴⁰, P343⁴¹, P325⁴², P552⁴³, P593⁴⁴, P579⁴⁵, P216⁴⁶, P425⁴⁷, P376⁴⁸, P402⁴⁹, P271⁵⁰, P535⁵¹, P326⁵², P570⁵³, P421⁵⁴, P104⁵⁵, P179⁵⁶, P238⁵⁷, P491⁵⁸, P406⁵⁹, P130⁶⁰.

We could also individually examine the components or sub-systems that belong to fan systems. For example, in Figure 11, we retrieve the 30 randomly sampled facts (out of 83) surrounding a component ‘belt drive’, indicating subsystems/supersystems, spatial relationships, purposes, interactions etc. These facts could be elaborated by the corresponding sentence graphs as displayed in Figure 11.

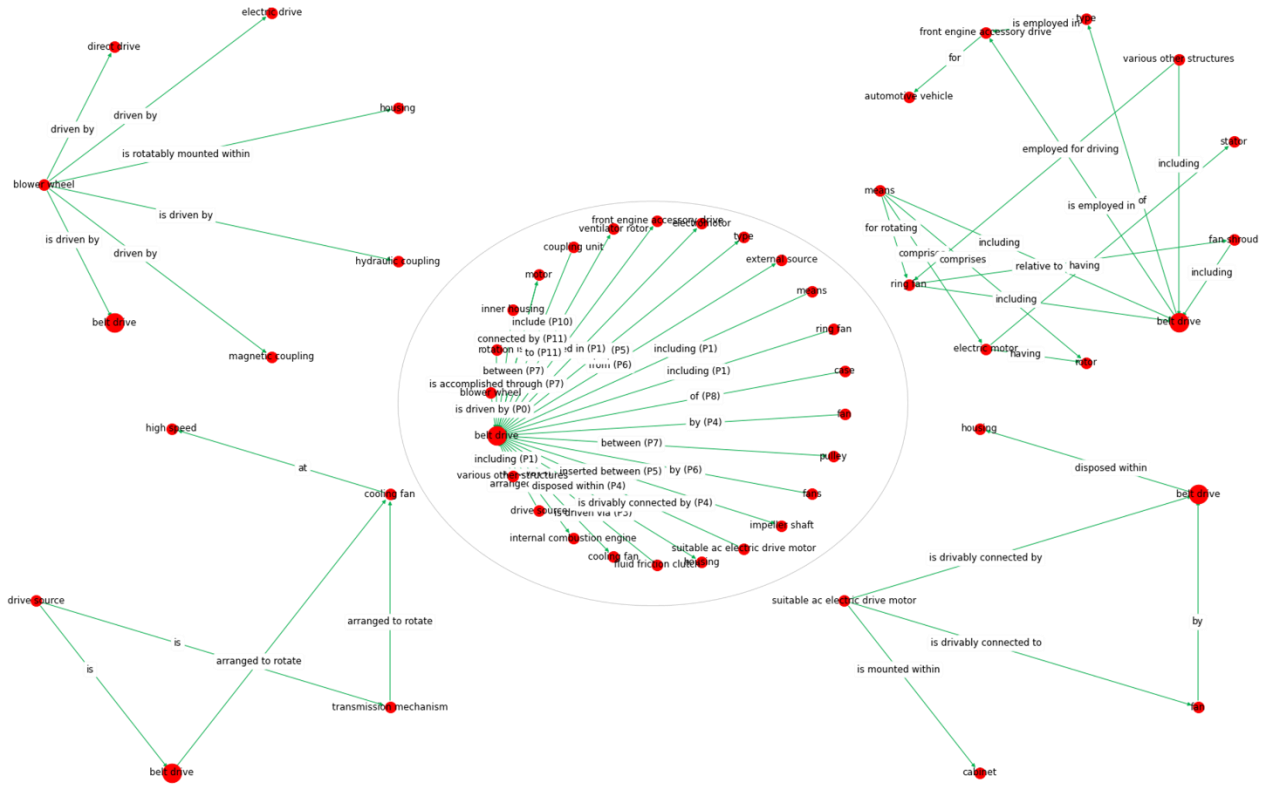


Figure 11: Facts surrounding belt drive that is contextualised by patents such as P0⁶¹, P1⁶², P2⁶³, P3⁶⁴, P4⁶⁵, P5⁶⁶, P6⁶⁷, P7⁶⁸, P8⁶⁹, P9⁷⁰, P10⁷¹, P11⁷², P12⁷³.

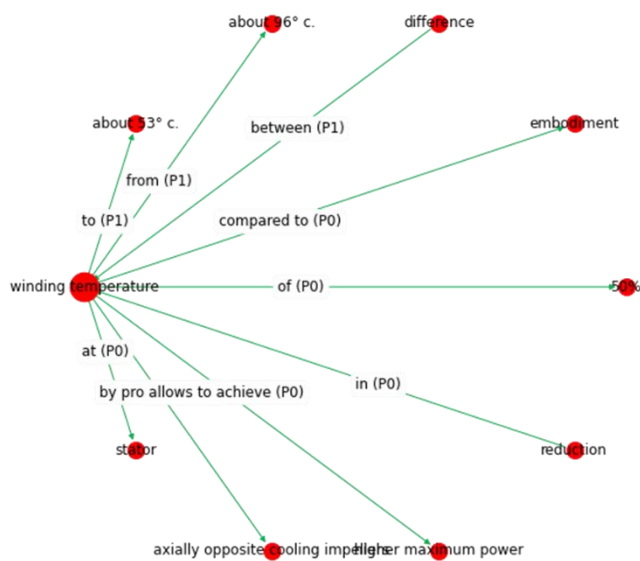
The knowledge of subsystems is subject to the context offered by the facts that are commonly found in the knowledge fan systems, e.g., centrifugal fan :: comprises :: electric motor. Likewise, as mentioned in Section 1.1, the knowledge of fan systems is subject to physical laws that are generally applicable to all domains. As literature often focusses on technical documents communicating the knowledge of past cases (issues, arguments, solutions), design tasks like analysis and synthesis associated with belt drives should also take into account ‘generalizable’ versions of knowledge such as the functioning of belt drives (function, behaviour, structure), the domain of fan systems (similar to Figure 10), and physical laws (similar to Figure 1a).

5.2. Comparative Discussion

In this section, we demonstrate how the knowledge base thus constructed could be integrated with a design environment where some key issues⁷⁴ are encountered and addressed in order to improve fan systems. To hold a comparative discussion, we consult ChatGPT⁷⁵ for similar issues and visualise the responses alongside that from our knowledge base. From a variety of issues that recur in fan systems, as detailed in the sourcebook⁷⁶ given by the US Department of Energy, we consider the following issues: ‘winding temperature’, ‘airflow noise’, or ‘pressure drop’. In our knowledge base, we search for entities that include these terms and ask ChatGPT to explain the causes and preventive measures for these issues.

For the ‘winding temperature’ issue, we retrieve the facts and combine these into a knowledge graph as shown alongside the ChatGPT response in Figure 12a. In the knowledge graph, facts indicate the range (from 96 degrees to 53 degrees) and observed location (stator) of winding temperature. It is necessary to explore the neighbourhood of these facts to gain more context. In Figure 12b, we provide the knowledge graphs of the sentences from which a few facts were retrieved. The causes of winding temperature increase, as speculated by ChatGPT, partly seem logically acceptable and largely general and less knowledge-intensive for a design environment.

According to Figure 12b, Patent – P0 achieves a reduction in winding temperature at the stator by providing axially cooling impellers. The patent P1 includes a cooling fan with a blower that reduces the winding temperature from 96 degrees to 53 degrees. As fans are deployed in various systems, it is necessary to examine whether the solutions depicted in Figure 12b are applicable to the design environment. As patent documents explain artefacts in detail, examining the knowledge graphs of other sentences in a patent would provide a greater context.



+
☰
Fan Winding Overheating Prevention.

S
What causes winding temperature increase in a fan system and how to prevent it?
✎

The winding temperature of a fan system can increase due to a variety of reasons, including:

1. Overloading: If the fan is operating beyond its rated capacity, it may draw more current than its winding can handle, causing the temperature to increase.
2. High ambient temperature: If the fan is operating in a high-temperature environment, it may struggle to dissipate heat, causing the temperature of the winding to rise.
3. Poor ventilation: Inadequate airflow around the fan can cause the temperature to increase as heat accumulates within the motor housing.
4. Bearing failure: If the fan's bearings are worn or damaged, it can cause friction and heat generation within the motor, leading to an increase in winding temperature.

To prevent winding temperature increase in a fan system, you can take the following measures:

1. Ensure that the fan is operating within its rated capacity and avoid overloading it.
2. Provide adequate ventilation around the fan to promote heat dissipation.
3. Operate the fan in an environment with a moderate temperature to prevent excessive heat buildup.
4. Regularly inspect and maintain the fan's bearings to prevent friction and heat generation. Replace them if they are worn or damaged.
5. Use a thermal overload protection device, which can automatically shut down the fan if the winding temperature reaches a dangerous level.

👍 🗨

Send a message...

ChatGPT Mar 23 Version. Free Research Preview. ChatGPT may produce inaccurate information about people, places, or facts.

Figure 12a: Graph surrounding the entity “winding temperature” and the response from ChatGPT regarding the causes and prevention of winding temperature increase in a fan system. The facts surrounding “winding temperature” in the graph are contextualised by patents such as P0⁷⁷, P1⁷⁸

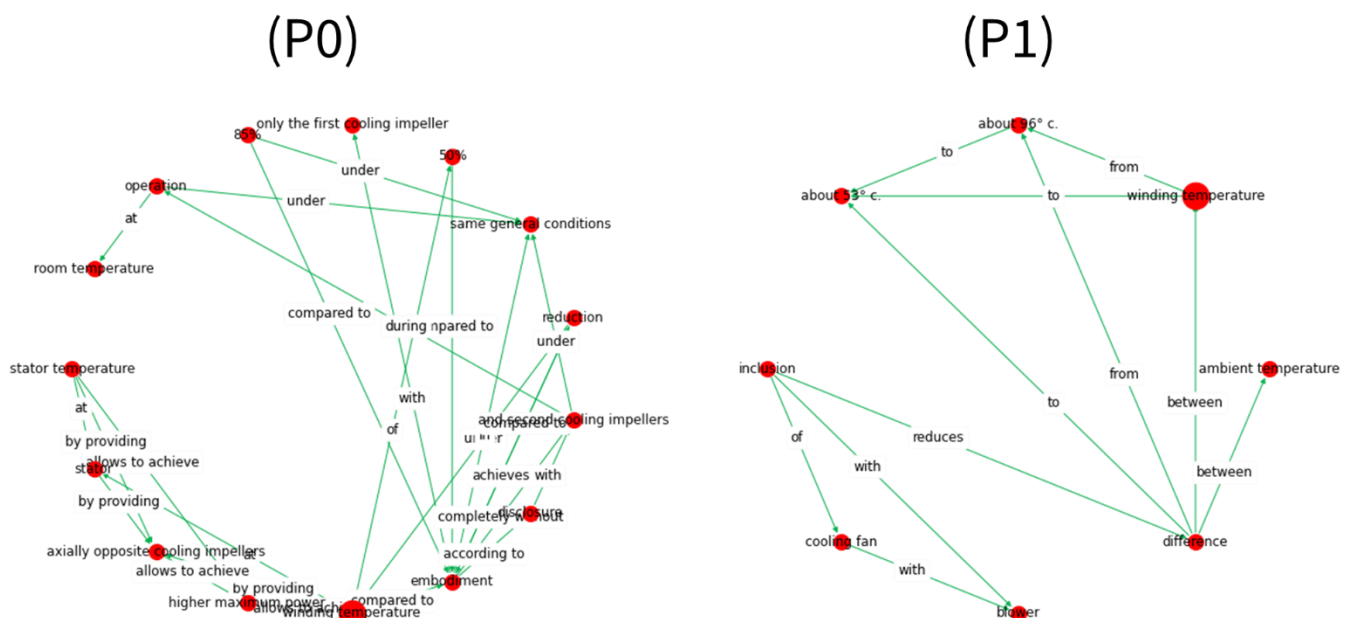


Figure 12b: Examining the sentence graphs that include specific facts represented in the overall graph surrounding ‘winding temperature’.

For the ‘pressure drop’ issue, as shown in Figure 13a, ChatGPT provides some common-sense suggestions like regular maintenance, choosing the right fan, balancing the system etc. It also indicates the possibility of frictional losses that are well documented in various public sources. However, the speculation by ChatGPT that air velocity contributes to pressure drop is factually incorrect, given that the velocity component of total pressure generated by the fan increases with the air velocity.

The knowledge graph shown in Figure 13a indicates that pressure drop is an attribute of the air-filter bag, occurring around bends and across the assembly. While patent – P13 introduces long, sweeping bends to minimize pressure drop, patent – P12 points towards a series of an entity that increases pressure drop. The facts in Figure 13a are contextualised within different patents and suggest that pressure drop is largely a phenomenon (rather than an issue) that occurs in various fan systems. It is necessary to explore the context surrounding these facts to fetch the knowledge of pressure drop (as an issue) that is relevant to the design environment. In Figure 13b, we display the knowledge graphs of sentences that mention air-filter bag (P0) and rounded edges (P5).

The patent – P0 suggests that air-filter bags have a pressure drop of 20 pa. Alternatively, it introduces an air-filtering device, whose filter substrate provides a pressure drop of 7.5-10 pa, while also increasing the airflow from 60 to 85 cfm. The configuration of the air-filtering device could be further explored in patent – P0 if the design environment concerns a similar artefact. From a broader point of view, patent – P5 suggests that aerodynamic features greatly reduce pressure drop. It claims to decrease pressure drop across housing by incorporating rounded edges and thus improving overall efficiency.

As shown in Figure 14a, ChatGPT speculates various possibilities related to blade design, fan speed, ductwork etc., while the knowledge graph seems to readily point out entities from various patents (as explored in Figure 14b) that claim to reduce 'airflow noise'. Different from general suggestions like 'regular maintenance' given by ChatGPT, patent – P5 proposes an outer end of each blade (specific to the blower fan) that extends from the shroud side to the hub side.

Applicable to noise-related issues in any system, ChatGPT suggests that sound insulation might be necessary. On the other hand, patent – P6 proposes a sound-absorbing material that is disposed of at a centrifugal blower unit (in a removable manner) to reduce airflow. Upon exploring the facts (from other sentences) surrounding sound-absorbing material, it is possible to understand its properties, arrangement, limitations etc.

Besides, patent – P3 claims to reduce airflow noise through a unique arrangement of panels. To understand more about the 'unique arrangement' it is possible to explore the surrounding facts in addition to referring to the corresponding drawings from patent – P3. While ChatGPT suggests that blade design, ductwork, or fan housing could contribute to airflow noise, specific details as provided by patents in Figure 14b are necessary to implement a solution in the design environment.

In the above discussion, we have compared two modes of human-computer interactions that could be adopted in a design environment. First, retrieving and expanding facts from the initial keyword search represents a typical “search, click, and navigate” interaction with a knowledge base. Second, asking questions in natural language with ChatGPT is an attempt to mimic a conversation (Q/A, discussion) with an expert. The choice of interaction to be deployed in a design environment depends on factors like the preferences of users, the availability of machine/expert knowledge etc.

Although keyword searches could be performed directly on raw patents sentences, facts extracted from these could be combined into a knowledge graph (Figures 12a-14a), which could be more advantageous than keyword summaries, in that, the users can choose to explore a result based on the context offered by the relationship between the keyword and target entity, e.g., sound absorbing material :: for absorbing :: airflow noise. To leverage such advantages of the knowledge graph, it is necessary to develop an interface that offers search, exploration (e.g., Figure 13a → 13b), and comprehension, preferably with pertinent drawings retrieved from source patents.

Based on the above comparisons, ChatGPT appears to add less value to a design environment, considering the number of documents it has been exposed to. While ChatGPT provides various responses that sound logical and grammatical, design environments require factual responses that point towards specific aspects of the artefact of interest. Built upon a relatively small (4,870) set of patents, the knowledge base appears to deliver concrete facts that are directly applicable to a design environment. It is important to note that none of the models trained in Section 3 was fine-tuned on the set of patents related to fan systems.

Apart from providing quite general and occasionally misleading suggestions, ChatGPT and similar platforms require some radical improvements before delivering ‘expert’ level inputs in a design environment. If an expert is asked, for example, “What are the causes of pressure drop in a fan system and how to prevent it?” the response is likely to be a set of inquiries about the specifics (across, at...) of pressure drop, the type of fan, the use cases etc. The rebuttal to such inquiries could help the continuous elaboration of an issue in order to mutually develop a solution.

In Figure 13b, the knowledge graph includes facts such as pressure drop :: across :: housing, pressure drop :: across :: aperture, pressure drop :: around :: bends etc. Depending on the issues encountered in the design environment, one of these facts could be explored in depth, within the context of a given patent. It is likely that some of the target entities (e.g., housing, aperture) are overlooked if these are retrieved as part of raw sentences, wherein, facts are often mentioned

implicitly, with head and tail entities occasionally placed apart. Aggregating facts (as shown in Figures 12a-14a) extracted from different sentences (also from different patents) appear to provide a much clear overview of the relevant design knowledge.

The discussion therefore echoes our position in Section 1.1 that explicating knowledge graph representations (such as in Figure 12-14) are necessary for a design environment that is knowledge intensive. While ChatGPT and similar platforms are likely to improve in terms of technical specificity, it is preferable that these are also empowered by domain-specific knowledge bases that include explicit and contextualised facts. In addition, the superior capabilities of ChatGPT to form well-tailored sentences could be brought to use in design environments to generate technical reports, e.g., using facts obtained from knowledge bases.

6. Closure

6.1. Summary

The aim of our work is to populate generalizable engineering design knowledge from natural language text in order to support knowledge-intensive tasks in the design process. In this work, we populated the knowledge of artefacts (patents) that could be generalized into domain ontologies as well as contextualised to explain specific issues. Different from traditional knowledge extraction methods, we proposed a method to identify both entities and relationships that could be combined to generate facts of the form head entity :: actual relationship :: tail entity. In our method, we created a dataset of 44,227 sentence-facts pairs (from 4,205 patents) and trained algorithms using various approaches.

To extract facts from a sentence, we first trained a custom tagger (accuracy = 0.933) through spaCy to identify tokens that entities and relationships. We then uniquely marked pair of entities and trained a custom tagger through spaCy to identify the tokens that denote the relationship between the pair. Exhibiting a significantly high accuracy (0.994), the tagger was able to accurately identify the relationships when applied to sentences outside the dataset. To compare the performance of our method, we implemented two benchmark approaches.

In Benchmark I, we trained MLP classifiers to predict the following links among entity and relationship pairs: ENTENT, ENTREL, RELREL, and RELENT. Although the accuracies (0.988, 0.883, 0.962, 0.940) of the models seemed high, the actual application of these resulted in less meaningful predictions, mainly due to the lack of context accommodated by a pair of tokens. In Benchmark II, we converted sentences into graph objects and trained GNNs to predict the edges of the aforementioned types. Despite capturing more context, Benchmark II only offers poor accuracies (0.915, 0.675, 0.889, 0.701), that are also reflected when applied to other sentences.

Using our method, which performs significantly better than the benchmarks, we populated a knowledge base of fan systems, comprising over 2.9 million facts extracted from approximately 0.6 million sentences found in 4,870 patents. We provided an overview of the knowledge base and indicated the possibilities to construct domain ontologies and provide context for issues in specific subsystems. We also conducted a comparative discussion against ChatGPT in terms of query responses obtained for key issues in fan systems.

6.2. Conclusions

The primary conclusion of this work is that relationships could be extracted verbatim from natural language text, as opposed to being ‘predicted’ or ‘inferred’ from a set of predefined choices. The proposed method is therefore a departure from the traditional view of knowledge extraction in engineering design literature. The performances of the benchmark suggest that token embeddings, despite being fine-tuned and coupled with POS tags and syntactic dependencies, are not adequate to capture the sentence context onto a pair of entities or relationships.

Our method that overcomes the limitations of the benchmarks also requires only a two-step implementation²⁴ for extracting facts. Upon conducting a preliminary analysis of the knowledge base (developed using our method), we understand the following:

- Relationships in common facts are largely made of single tokens representing attributes (‘of’) or sub/super-systems (‘comprising’).
- Relationships with multiple tokens or specific verbs are largely contextualised within patents. Such relationships represent interactions, spatial arrangements, transitions, purpose, examples etc.
- Facts surrounding specific subsystems (e.g., belt drive) seem to provide context for the knowledge of issues occurring in such subsystems.

We draw the following conclusions from the comparative discussion against ChatGPT regarding key issues in fan systems.

- Although suggestions from ChatGPT appear logical with well-formed sentences, these appear quite general and occasionally misleading with inaccurate information. The knowledge graphs, on the other hand, provide context for these issues with adequate technicality (e.g., spatial arrangement, connections).
- Knowledge graphs summarize relevant facts across various sentences and present these with sufficient context. Leveraging the comprehensiveness of a patent document, these facts could be explored to multiple levels of depth, while also borrowing insights from pertinent drawings.
- The discussion enforces the importance of factual knowledge in a design environment, wherein, the capability of providing mere general suggestions with well-formed sentences is less valuable for addressing technical problems.

Although our method requires only two steps for implementation, both steps create spaCy objects using transformers that require hardware support. Due to this reason, our method is not preferred to be hosted on servers for web-based tools. While the deployed package²³ handles all dependencies and could be used without GPU support, to extract facts from several documents, it is recommended to use it in a GPU environment.

Currently, we are planning to build domain-specific knowledge bases and conduct experimental studies (using interfaces) to assess the usefulness and usability of knowledge graph representations in design environments. While sources like textbooks are more generalizable compared to artefact descriptions, we are yet to investigate the applicability of our method to such sources. Moreover, we intend to conduct analyses on knowledge graphs of artefacts within specific domains to discover archetypes. The work reported in this article is therefore initial progress toward populating generalizable engineering design knowledge.

Acknowledgements

We deeply thank Prof. Lucienne T. M. Blessing for providing useful insights about this work during many discussions. We thank Prof. Wei Lu for offering technical advice during initial stages of this work. We also thank the creators of valuable open-source libraries (as referenced in endnotes) and online resources that enabled the implementation of the algorithms for our work.

APPENDIX I

To create a dataset of sentence-facts pairs, we retrieve patent metadata from PatentsView⁵ and select a sample of patents. To account for variations in artefact descriptions across domains, we sample patents across 3-digit CPC Subsections¹⁰¹ (e.g., F02) in USPTO. Upon importing the list of granted patents from Patents View¹⁰², we filter the utility patents with the correct date. We then merge the classification codes given CPC (3-digit), CPC (4-digit) and the domains¹⁰³ given by Singh et al. (2021, p. 8). The total number of patents upon processing is 4,826,485 which is the population size (Table A1).

Table A1: Source Data Summary

Granted Patents	7,903,067
Utility Patents	7,164,475
Patents with Correct Date	7,047,619
Patents with Domain Codes	4,826,935
Patents with Domain Codes and CPC Codes	4,826,485
Sample-based on 3-digit classes	4,205

According to a sample size calculator¹⁰⁴, for a population size of 4,826,485, the preferred sample size is 4,141 patents, permitting a 2% margin of error and a 99% confidence level. To reflect the distribution of patents across CPC 3-digit codes¹⁰⁵, we stratify the sample such that the proportion of patents with a 3-digit CPC code reflects the corresponding proportion in USPTO (Figure A1). In the cases where the proportion is less than 1, we sample one patent each. Hence, the final sample size is 4,205. For the sample identified, we scrape patent text from Google Patents⁷ and store each patent as a dictionary with document headings as keys.

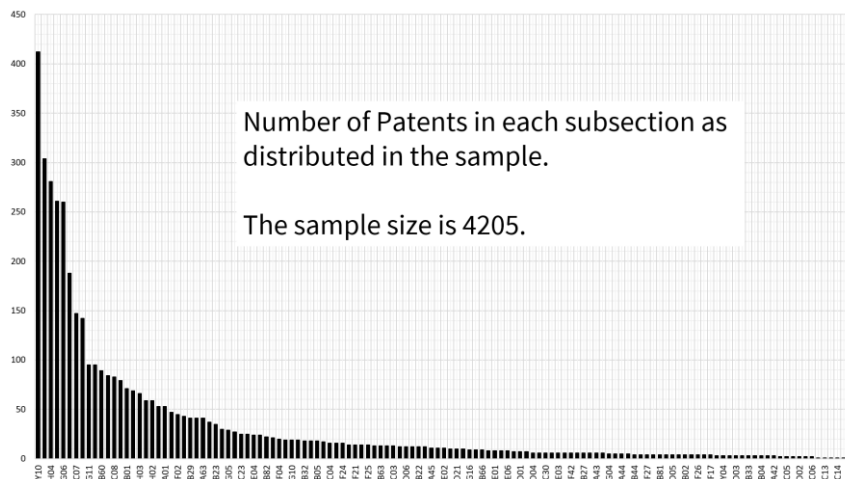


Figure A1: Distribution of patents in the sample across 3-digit subsections.

For the sample of 4,205 patents, we scrape full document text from the Google Patents webpage¹⁰⁶ using the BeautifulSoup¹⁰⁷ library. As linguistic and technical characteristics vary across different sections of a patent document, especially in ‘claims’ (Siddharth et al., 2021, p. 2), it is necessary to sample sentences across sections of a patent document as well. While title, abstract, and claims are separately positioned in different HTML divisions, other sections like summary, technical field, background, description of drawings, examples etc., are grouped and organised within a division of class ‘description’.

Inside these sections, each paragraph is given as a list element (tag in HTML). We randomly select one paragraph from each section and store the patent text in a dictionary as follows.

```
{  
  "TITLE": "#title",  
  "ABSTRACT": "#abstract",  
  "SECTION HEADING 1": "#random paragraph",  
  "SECTION HEADING 2": "#random paragraph",  
  "SECTION HEADING 3": "#random paragraph",  
  "...": "#random paragraph",  
  "CLAIM": "#random claim"  
}
```

It is important to note that we do not scrape equations found in patent documents, e.g., “Lithium phosphates are provided which have the formula: ... $\text{My } 5 + (\text{P1} - \text{z}/3 \text{ Siz}/3 \text{ O4})3.\text{q}(\text{Li2 O})$ ”¹⁰⁸. Such equations could be identified by a specific HTML tag.

APPENDIX II

Among 4,205 patents in the sample, there exist 11,243 unique section headings. A significant portion of these headings, the top 30 most frequent of which are displayed in Table A2, represent some aspects of the invention that do not directly point towards the knowledge of the artefact.

Table A2: Top 30 most frequent headings in scraped patent data vs. the final dataset. We **highlight** the discarded headings in scraped data. The frequencies of a few headings are lower in the final dataset relative to scraped data because the sentences in these do not contain any facts.

Scraped Data	Final Dataset
title (4205), abstract (4203), claim (4203), background of the invention (2817) , brief description of the drawings (2739) , summary of the invention (2649), field of the invention (932), detailed description of the invention (856), example 1 (698) , detailed description (658), example 2 (632) , example 3 (553) , background (551) , example 4 (478) , detailed description of the preferred embodiments (440), example 5 (407) , technical field (394), description of the preferred embodiments (386), summary (358), cross-reference to related applications (337) , example 6 (334) , examples (322) , example 7 (295) , example 8 (251) , detailed description of the preferred embodiment (221), example 9 (219) , description of the preferred embodiment (211), brief description of the drawing (193) , brief summary of the invention (188), example 10 (184)	title (4204), claim (3896), abstract (3805), summary of the invention (2328), field of the invention (909), detailed description of the invention (797), detailed description (635), detailed description of the preferred embodiments (396), technical field (384), description of the preferred embodiments (363), summary (318), detailed description of the preferred embodiment (211), description of the preferred embodiment (202), brief summary of the invention (169), detailed description of preferred embodiments (102), disclosure of the invention (84), industrial applicability (65), description of the invention (60), objects of the invention (58), field of invention (58), description of preferred embodiments (53), field (53), summary of invention (44), brief description of the invention (44), description (35), technical field of the invention (33), disclosure of invention (32), detailed description of the embodiments (31), detailed description of a preferred embodiment (29), objects and summary of the invention (27)

As follows, we describe different types of such headings that we discard from the sample.

Type 1. Often mentioned after the abstract, cross-reference to related applications communicates the information that is relevant to a patent application or that, which is necessary for legal matters, e.g., “Ser. No. 474,597, filed May 30, 1974, now abandoned...109”¹⁰⁹

Type 2. Mentioned using various headings, the background of the invention communicates the knowledge of prior artefacts. While this knowledge is valuable from a domain perspective, including facts from these sections could lead to misrepresentation of the artefact that is put forward in the patent document.

Type 3. Mentioned in various forms, a brief description of drawings communicates different views of the engineering drawings and how these are displayed such that the reader of the

patent document would comprehend. While the components, orientations, and spatial relationships are explained in the detailed description of the invention, the sections devoted to drawings mention entities and relationships that mainly point towards the aspects of the drawings, e.g., “FIG. 7 is a schematic circuit diagram of the receiver control unit...”¹⁰⁹

Type 4. Similar to the description of drawings, the sections with headings explicitly mentioning figure numbers mention entities and relationships pertinent to figures, e.g., “FIG 4 is a greatly enlarged view of a portion of the heater...”¹¹⁰

Type 5. Examples are provided in the patents largely related to the synthesis of chemicals or drugs explain cases in which these are developed are applied. These sections often introduce equations that include unrecognizable symbols and communicate inventor activities, e.g., “An intimate mixture of 0.037 g Li₂ CO₃, 5.240 g... was heated in a platinum crucible”¹⁰⁸, “Tests were performed ten times in a 100-ton LD converter”¹¹¹.

Type 6. Inventor activities are also mentioned in sections with explicit headings like “PREPARATION OF ANTIBIOTIC 890A3”¹¹², “15. POLYMERIZATION OF 5,6-DIMETHYLENE-1,4-DIOXAN-2,3-DIONE”¹¹³ or “SYNTHESIS 3 (COMPOUND NO. 16)”¹¹⁴. These sections also indicate the distinct language usage (e.g., “were performed”), indicating a past activity, while other sections that communicate the knowledge artefact mainly use past tense.

Type 7. Although inventor activities are not explicated in headings like “36-1). 1-(4-HYDROXYMETHYLPHENYLAMINO)-CYCLOBUTANECARBONITRILE, 36A”¹¹⁵, these sections communicate the process behind the preparation/development of specific constituents of the invention.

Type 8. Occasionally present are the sections explaining the best mode for carrying out the invention. These sections need not often communicate inventor activities but mention application-related information in certain instances, e.g., “...I was advised that the National Association of Home Builders had concluded that the USPTO should not issue patents relating to land development”¹¹⁶.

Since heading types 4-7 are often characterized by the presence of numerical characters, long strings, and the presence of terms like ‘example’ or ‘fig’, we filter these using rules. As we analyse each patent in the sample, using the interface, we mark new headings that must be discarded and continuously update a list of discarded headings. In the final dataset, we obtain 362 unique headings, the top 30 most frequent ones of which are shown in Table A2. To avoid the occurrence of new headings that fall under one of the types mentioned above, we consider only the filtered headings from the sample to process future documents.

APPENDIX III

Cleaning text involves processing the sentences (within filtered sections) to eliminate tokens and characters that could pose issues in identifying facts. Since there is no gold standard for cleaning patent text, we continuously learn and evolve rules based on *prima facie* cases while scanning through each patent in the sample using the interface (Figure 3b). As the text is sampled from all CPC 3-digit subsections, we assume that the text cleaning rules that we learn using this sample should be applicable to the remainder of the patent database. For cleaning and processing text, we use the NLP library spaCy¹¹⁷ (v3.2.3), and a transformer-based English language model¹¹⁸ - ‘en_core_web_trf’ (v3.2.0).

As we have randomly selected a paragraph within each section of a patent document, the paragraph must be segmented into sentences for identifying facts. We use the sentencizer component in spaCy to detect the appropriate end of the sentence. While the detection works well in the ‘abstract’ section of a patent, other sections include certain instances like ‘FIG. 2’ that causes segmentation at the ‘.’ character. While instances such as ‘FIG.’, ‘FIGS.’, ‘Pat.’, and ‘No.’ are quite common, specific instances like ‘cc.’, ‘wt.’, ‘mg.’, and ‘%.’ are also detected by spaCy as the end of the sentence, e.g., “material in grams per cc. resulting in a surface area”¹¹⁹. For such cases, we replace the instance with that without the ‘.’ character.

As paragraphs are plausibly segmented into sentences upon making the above replacements, we filter the sentences that have less than 100 tokens. We perform this filtering to retain end-to-end dependencies within a sentence and most importantly to accommodate the maximum sequence length for usage in transformers, which is explained in the next section. In addition, as the number of sentences above 100 tokens amount to less than 0.05% in the sample, the loss of data from the sample is less significant.

As it is common in technical documents, we identify various occurrences of text within parentheses, e.g., “...transmitter (FIG. 1) includes means (7) for generating...”¹⁰⁹ and curly braces, e.g., “one frame time period is set about {fraction (1/60)} second...”¹²⁰. Occasionally, the text is present with inner parentheses as well, e.g., “the acyl group is (—C(O)R1) where R1 is a C1-C5 lower alkyl”¹²¹. Occurrences like these hinder the accuracy of dependency parsing and token classification. Hence, we apply regular expression methods thrice to eliminate text within parentheses, curly, square, and angular braces.

Different from a few methods in the literature, we do not strip all punctuations as several ones (e.g., comma ‘,’) are imperative to the sentence structure and dependencies. However, we strip specific punctuations such as ‘\’, ‘-’, and ‘_’ that pose issues in downstream tasks. As relationships are often duplicated using ‘and’ and ‘or’ (explained in Section 2.2), we replace the occurrences of ‘and/or’ to ‘and’, e.g., “...changes in nozzle flow area and/or manifold vacuum”¹²². We also strip the white space at the beginning of sentences that result from the above cleaning steps.

While the above-mentioned steps are commonly applied to all sections of a patent, we perform a few steps as follows that are specific to claims. Patent claims, as noted by Wang et al. (2015, pp. 432, 433), carry the following peculiarities that could hinder the performances of NLP tools.

- a) Usage of parentheses for indicating figure ids or even complex noun phrases (e.g., “FIG. 1”).
- b) Consideration of past participles in complex noun phrases as past forms (e.g., “damaged surface”).
- c) Recursion of verbs – e.g., “A including B comprising C...”
- d) Coordination issues – e.g., “A comprises B... C... and D...”
- e) The usage of “we claim”, “as claimed in claim#” to denote dependent and independent claims.

While we eliminate the text within parenthesis in one of the cleaning steps, the issues pertinent to noun phrases, recursion and coordination have largely been worked out in state-of-the-art dependency parsing tools. That said, we eliminate the portion of text denoting dependent claims as follows. Dependent claims are indicated by a class – “claim-dependent” on the Google Patents webpage. We utilise this indicator to mark dependent claims while scraping patent text for the sample.

Dependent claims usually carry a common language usage in the beginning portion of text, e.g., “A method according to claim 1, in which as material...”¹²³, “The combination set forth in claim 2 in which said laterally deviated portions...”¹¹⁰. Instances such as ‘claim #’, ‘according to’, and ‘set forth in’ refer to entities and relationships of the patent document rather than that of the artefact. To eliminate such instances, we remove the text from the first noun phrase in the sentence until the one that includes ‘claim’, e.g., “A method, in which as material...”.

As we observe that claims are numbered on the Google Patents webpage, e.g., “1. A facsimile communication system transmitting...”¹⁰⁹ we eliminate these numbers using regular expressions. Since claims are written in single sentences often pose coordination issues, Wang et al. (2015, p.

433) note that segmentation of claims is necessary to retain syntactic dependencies within the sentence and prevention of multiple roots in the dependency tree. Siddharth et al. (2021, p. 4) segment claims at the occurrence of ‘which’ or ‘that’ to resolve anaphora as well as to address issues noted by Wang et al. (2015, pp. 432, 433).

Upon working with the sample, we understand that claims are occasionally composed of long sentences (even as long as 500 tokens). Normally, such long claims are already segmented in the Google Patents webpage¹²⁴ using ‘:’, ‘;’ and line breaks (‘\n’), e.g., “...means for moving said blade comprising the steps of: <step1> <\n> <step2> <\n>...”¹²⁵. While processing paragraphs that are scraped from the webpage, spaCy already considers these segments as separate sentences. Moreover, we pose a limit of 100 tokens to prevent the occurrence of long segments. Since we adopt such specialized cleaning steps in this work, earlier strategies to segment claims are not required.

APPENDIX IV

Across the entire sample, we observe that hierarchical relationships are most utilised to associate a pair of entities. In the example below, the hierarchical relationship is given by the verb ‘comprises’ that duplicates across the sentence to capture multiple subsystems.

“The catalyst component comprises a magnesium chloride support, a titanium trichloride, an aluminum trichloride and an organic phosphite”¹²⁶

*The catalyst component :: comprises :: a magnesium chloride support
The catalyst component :: comprises :: a titanium trichloride
The catalyst component :: comprises :: an aluminum trichloride
The catalyst component :: comprises :: an organic phosphite*

Hierarchical relationships are not only utilized to associate physical entities but also processes. As a process comprises a number of steps or actions that are described using verbs, the hierarchical relationship in the example below is given a combination of ‘comprises’ and a verb.

“...the method comprises generating magnetic nanoclusters from a target of magnetic material, crystallizing the magnetic nanoclusters, and depositing the magnetic nanoclusters onto a substrate...”¹²⁷

*the method :: comprises generating :: magnetic nanoclusters
the method :: comprises crystallizing :: the magnetic nanoclusters
the method :: comprises depositing :: the magnetic nanoclusters*

While hierarchical relationships could also be represented using terms such as ‘includes’, ‘constitutes’, ‘wherein’, etc., (Siddharth et al., 2021, p. 3), the term ‘has’ is often used to represent a subsystem-attribute relationship as illustrated below.

“The protector 9 has curved walls 28, 29, guide rail 30, slider 31...”¹³⁸

*The protector :: has :: curved walls
The protector :: has :: guide rail
The protector :: has :: slider*

“a cookie having good texture, crispness, flavor, mouth feel and sweetness”¹²⁸

*a cookie :: having :: good texture
a cookie :: having :: crispness
a cookie :: having :: flavor
a cookie :: having :: mouth
a cookie :: having :: sweetness*

In addition to the format, “subsystem :: has :: attribute” shown in the above example, an attribute could also be mentioned as attribute :: of :: subsystem.

“The pressure range of the cluster forming chamber 410, the encapsulation chamber 429 and the deposition chamber 430 can be set to...”¹²⁷

*The pressure range :: of :: the cluster forming chamber
The pressure range :: of :: the encapsulation chamber
The pressure range :: of :: the deposition chamber*

Different from the example above, Yamamoto et al. (2010, p. 6) retrieve hierarchical relationships that are expressed as X of Y in natural language text, e.g., “wheel of car”. Such instances are rare in patent documents, wherein, the X in “X of Y” is often an attribute instead of subsystem.

Specific relationships among subsystems could be described and duplicated using a variety of verbs as illustrated below.

“This arrangement adopts the automatic rough judgment and the users final visual check to accurately recognize the focusing status of the photographic image”¹²⁹

*This arrangement :: adopts :: the automatic rough judgment
This arrangement :: adopts :: the users final visual check*

Different from the above example, a pair of entities could be indirectly associated by a verb through pronouns such as ‘which’ or ‘that’ are also identified as noun phrases. In such cases, we select the head entity as the actual noun phrase to which ‘which’ or ‘that’ refers to¹³⁰.

“High vacuum, which indicates minimal gas consumption, increases the size...”¹³¹

*High vacuum :: indicates :: minimal gas consumption
High vacuum :: increases :: the size*

In addition to single verbs, a relationship could be made specific through combinations like verb prepositions as illustrated below.

“Organic ring compounds, para aminophenylacetic acid and 4 aminoantipyrine may also be added to the bath together...”¹³²

*4 aminoantipyrine :: added to :: the bath
para aminophenylacetic acid :: added to :: the bath
Organic ring compounds :: added to :: the bath*

“Similar surface morphology trends are observed with growth temperature at otherwise constant conditions, or with growth rate at otherwise constant conditions”¹³⁴

*Similar surface morphology trends :: are observed with :: growth temperature
Similar surface morphology trends :: are observed with :: growth rate*

As shown in the example below, relationships could be more specific when multiple verbs are combined using prepositions.

“...the present invention provides vehicle lights designed to alleviate these problems and to provide improved efficiency”¹³³

*vehicle lights :: designed to alleviate :: these problems
vehicle lights :: designed to provide :: improved efficiency*

The terms ‘from’ and ‘to’ also denote a relationship that associates a pair of states and thus describes a state change or a transition.

“...under a condition that changes the growth mode from the substantially 3D growth mode to a substantially 2D growth mode”¹³⁴

*the growth mode :: from :: the substantially 3D growth mode
the growth mode :: to :: a substantially 2D growth mode*

In the above example, the entities are states of a system or a process and the facts thus assume forms “state :: from :: state 1” and “state :: to :: state 2.” To describe a state change with respect to a subsystem, a verb is used in combination with ‘from’ and ‘to’ to specify what happens during a transition.

“The GaN/substrate bi layer may be cooled from the growth temperature to an ambient temperature...”¹³⁴

*The GaN/substrate bi layer :: cooled from :: the growth temperature
The GaN/substrate bi layer :: cooled to :: an ambient temperature*

“In a write/read mode, data is transited from an input/output buffer via the transition circuit to an input of the write amplifier...”¹³⁵

*data :: is transited from :: an input/output buffer
data :: is transited via :: the transition circuit
data :: is transited to :: an input*

Thus far, we have indicated various relationships whose tokens are ordered along with the sentence. We observe several instances where the head entity is mentioned before the tail entity such that relationship tokens are directed in reverse order.

“...said molding plates bound a mold cavity, into which a material can be injected by means of the injection molding device during operation...”¹³⁶

*a material :: injected into :: a mold cavity
a material :: injected by :: means
a material :: injected during :: operation*

In the above example, the tail entity ‘a mold cavity’ is mentioned in the previous part of the sentence. To avoid repetition, the entity is referred to using ‘which’ in combination with a preposition – ‘into’. While the verb – ‘injected’ is combined with ‘by’ in a fact, it is also combined with ‘into’ for associating an entity that is previously mentioned in the sentence. Such intricate positioning of tokens in a sentence indicates how a fact is communicated implicitly.

As follows, we provide additional examples where the prepositions are ‘to’, ‘with’, ‘at’ and ‘through’.

“The actuator is divided into two cells by *a power transfer shaft to which is attached a vent follower*”¹³⁷

a vent follower :: is attached to :: a power transfer shaft

“...the protecting member has *a slanted contact portion with which the wire harness derived from the second harness outlet is brought into slanting contact...*”¹³⁸

the wire harness :: derived with :: a slanted contact portion

“The GaN/substrate bi layer is cooled from *a growth temperature at which the bulk layer is grown* to an ambient temperature...”¹³⁹

the bulk layer :: is grown at :: a growth temperature

“...subdivided into three parts, a lid with *a hole through which the shaft of the tap extends*, an upper half...”¹⁴⁰

the shaft :: extends through :: a hole

Different from the examples above, the head entity could be placed after the tail entity and be associated using a relationship without the usage of ‘which’.

“*In one embodiment, the present invention* seeks to maximize the COR”¹⁴¹

the present invention :: In :: one embodiment

“*Upon attainment of the desired temperature level, a selected quantity* of the reducing agent is introduced into the chamber”¹⁴²

a selected quantity :: Upon attainment of :: the desired temperature level

The above example illustrates a common sentence structure, wherein, a premise is communicated before the actual statement. Further distinguishable from the examples thus far, the relationship tokens could be placed in more intricate ways.

“*Method* of treating or preventing the inflammatory response of colitis in a subject *comprising administering to the subject an effective amount* of a substance that modulates IL 13 activity”¹⁴³

*Method :: comprising administering :: an effective amount
an effective amount :: to :: the subject*

As the sentences in patent documents are usually long, the above-illustrated ordering of tokens is necessary to avoid the repetition of terms. In the above example, although ‘administering’ and ‘to’ are placed alongside, these tokens belong to separate facts. Such coordination ambiguities are prevalent in technical documents and could be avoided by framing short sentences with explicit entities and relationships.

The relationships mentioned thus far somehow communicate the structure or behaviour of the artefact proposed in patent documents. The following example shows how relationships are used to exemplify a relatively abstract entity using concrete alternatives.

“...the milling can take place in the presence of *a dry hydrocarbon diluent such as hexane, heptane, cyclohexane...*”¹²⁶

a dry hydrocarbon diluent :: such as :: hexane
a dry hydrocarbon diluent :: such as :: heptane
a dry hydrocarbon diluent :: such as :: cyclohexane

Although not explicitly describing a hierarchical relationship, terms like ‘relates to’, ‘involves’, and ‘pertains to’ are used to communicate what the invention is about.

“*The present invention generally relates to accessing one or more file systems, for example scanning files in a computer or computer system, and more particularly to a method, system and computer program, such as...*”¹⁴⁴

The present invention :: relates to accessing :: one or more file systems
The present invention :: relates to scanning :: files
The present invention :: relates particularly to :: a method
The present invention :: relates particularly to :: system
The present invention :: relates particularly to :: computer program

On rare occasions, an entity is composed of multiple noun phrases that are placed adjacent to each other. While such entities are not associated with each other and do not belong to a fact, as follows, we mark these instances without a relation in-between in order to capture compound entities.

“the sealing members previously described to operate as *one way valves...*”¹⁴²

one way :: :: valves

“An alternative is to read *a write power setup value ΔP* for the optical disc...”¹⁴⁵

a write power setup value :: :: ΔP

Apart from identifying facts as illustrated using various examples above, we exclude facts or terms within these for specific cases as listed below.

- While marking the facts, we specifically exclude certain patent-centric terms like ‘said’, e.g., “...molding material is inserted by *said* injection molding device thereby forming a registration carrier...”¹³⁶.
- We exclude the phrases like ‘can be’, ‘may be’, ‘could be’, ‘so that’, ‘such that’ etc., to reduce the size of the relationship, e.g., “a material *can be* injected by means of the injection molding”¹³⁶, “The GaN/substrate bi layer *may be* cooled from the growth temperature”¹³⁴
- In none of the facts, we include specific numbers – e.g., “...measuring light at a wavelength of between about 300 and about 620 nanometers which are reflected from said test device”¹⁴⁶
- We exclude the facts in which one of the entities is a pronoun like ‘it’, ‘they’, ‘them’, and ‘any’ etc., Unlike the cases with ‘which’ or ‘that’ the entities referred to by these pronouns are often implicit or distantly located in the text.
- We exclude the terms that are formed as a combination of ‘there’ or ‘here’ and a preposition - e.g., ‘thereby’, ‘therebetween’, ‘thereto’, ‘wherefrom’, ‘hereafter’ etc. While the omission of these terms does not often incur a loss of meaning, these terms are also occasionally identified as noun phrases that prevent being marked as relationships in the facts.
- We exclude the relationships that are represented by terms such as ‘until’, ‘since’, ‘when’, ‘as’ etc., because these terms represent an association between behaviours rather than entities. For example, in the sentence “cutter shell 49 will be **locked on** rolling cutter shell 48 **until a** replacement **is required at** the end”¹⁴⁷, the term ‘until’ denotes an association between ‘locked on’ and ‘is required at’ that by themselves are relationships rather than entities.

APPENDIX V

We fine-tune BERT for masked-language modelling using all 44,227 sentences in the dataset to learn representations of individual tokens in these. In masked-language modelling, we mask 15% of the tokens in each sentence of the dataset to predict the correct tokens as output labels. Token representations are learnt as embeddings while training the model. For this implementation, we utilise the BERT tokenizer that tokenizes a sentence¹⁴⁸ differently compared to spaCy tokens as illustrated below.

Sentence	<i>"Biocidal compositions and use thereof containing a synergistic mixture of 2 bromo 2 nitropropane 1,3 diol and methyl sulfonyl acrylonitile"</i> ¹⁴⁹		
spaCy	['Biocidal', 'compositions', 'and', 'use', 'thereof', 'containing', 'a', 'synergistic', 'mixture', 'of', '2', 'bromo', '2', 'nitropropane', '1,3', 'diol', 'and', 'methyl', 'sulfonyl', 'acrylonitile']		
Tokens			
BERT	['[CLS]', 'bio', '##ci', '##dal', 'compositions', 'and', 'use', 'thereof', 'containing', 'a', 'syn', '##er', '##gist', '##ic', 'mixture', 'of', '2', 'bro', '##mo', '2', 'ni', '##tro', '##pro', '##pan', '##e', '1', ',', '3', 'di', '##ol', 'and', 'methyl', 'sul', '##fo', '##ny', '##l', 'ac', '##ryl', '##oni', '##tile', '[SEP]', '[PAD]', '[PAD]'...]		
Tokens			

Since BERT vocabulary does not include several domain-specific terms as shown in the above example, the BERT tokenizer performs word-piece tokenization such that sub-strings extracted from unknown terms are part of the vocabulary. In addition, BERT tokenizer adds beginning of sentence ('[CLS]'), end of sentence ('[SEP]') and padding tokens ('[PAD]'). The padding tokens are added until the maximum sequence length (= 256). We convert each sentence into a sequence of token ids and fine-tune BERT for masked-language modelling. At epoch 5, we observe a minimum loss of 0.009 and terminate the training to save the model state.

We illustrate the necessity of this masked-language modelling for our dataset as follows. Upon masking two tokens in a sentence, we indicate the predicted tokens using pre-trained and fine-tuned BERT models.

"Biocidal [MASK 1] and use thereof containing a synergistic mixture of 2 bromo 2 nitropropane 1,3 diol and methyl sulfonyl [MASK 2]"

MASK 1	MASK 1	MASK 2	MASK 2
(BERT Pre-trained)	(BERT Fine-tuned)	(BERT Pre-trained)	(BERT Fine-tuned)
'application' (0.067)	'compositions' (0.836)	'.' (0.698)	'groups' (0.422)
'synthesis' (0.038)	'composition' (0.083)	',' (0.301)	'coa' (0.244)
'preparation' (0.038)	'compounds' (0.075)	'?' (5.829e-05)	'ether' (0.154)
'treatment' (0.029)	'agents' (0.0005)	' ' (5.324e-05)	'carbonate' (0.0218)
'activity' (0.023)	'compound' (0.0005)	'/' (2.519e-05)	'6' (0.017)

While the fine-tuned model correctly predicted [MASK 1] as ‘compositions’ with the highest weight (0.836), the pre-trained model only predicts some terms that could be semantically similar to ‘compositions’. For [MASK 2], although the fine-tuned model does not predict the correct term ‘acrylonitrile’, it is able to identify some domain terms, whereas the pre-trained model predicts an end of sentence ‘.’ or ‘;’ with higher weights. Although token embeddings could be retrieved without fine-tuning the BERT model, these are likely to be less meaningful as demonstrated in the example above. We retrieve the token embeddings through the fine-tuned model as follows.

As we created the dataset using noun phrases and tokens given by spaCy, the facts in our dataset include the token ids given by spaCy. The BERT tokenizer, however, returns a sequence of a larger length with sub-strings due to word-piece tokenization. Hence, token embeddings retrieved from BERT do not represent the actual tokens given by spaCy. For example, the BERT tokenizer decomposes ‘Biocidal’ into ‘bio’, ‘##ci’, and ‘##dal’ and provides three token embeddings. In such cases, we obtain the average of embeddings to get a spaCy token embedding.

For each sentence, BERT returns 256 embeddings of 768 dimensions each. We select the embeddings for BERT tokens that lie within ‘[CLS]’ and ‘[SEP]’, apply the averages for decomposed tokens, and retrieve the embeddings for all spaCy tokens in a sentence. Due to high dimensionality (= 768), we find it is less feasible to store and process all token embeddings belonging to 44,227 sentences in the dataset. Hence, we create batches of these embeddings and reduce the dimensionality to 128 using UMAP¹⁵⁰.

APPENDIX VI

Table A3: CPC Groups related to fan systems.

CPC Group	Count	Group Title			
F04D17/164	71	Radial-flow pumps, e.g. centrifugal pumps; Helico-centrifugal pumps - Centrifugal pumps-for displacing without appreciable compression-Multi-stage fans, e.g. for vacuum cleaners			
F04D19/002	912	Axial-flow pumps	-Axial flow fans		
F04D19/005	47	...	-Axial flow fans-reversible fans		
F04D19/007	193	...	-multistage fans		
F04D25/084	234	Pumping installations or systems -Units comprising pumps and their driving means -the working fluid being air,	e.g., for ventilation-hand fans		
F04D25/086	7	...	e.g., for ventilation-hand fans-hand operated		
F04D25/088	861	...	e.g., for ventilation-Ceiling fans		
F04D25/105	112	Pumping installations or systems	-Units comprising pumps and their driving means -the working fluid being air, e.g., for ventilation-the unit having provisions for automatically changing direction of output air-by changing rotor axis direction, e.g., oscillating fans		
F04D25/166	530	...	-Combinations of two or more pumps; Producing two or more separate gas flows-using fans		
F04D29/263	195	Details, component parts, or accessories -Rotors specially for elastic fluids	mounting fan or blower rotors on shafts		
F04D29/281	741	...	-for centrifugal or helico-centrifugal pumps; for radial-flow or helico-centrifugal pumps-for fans or blowers		
F04D29/282	316	-the leading edge of each vane being substantially parallel to the rotation axis-	
F04D29/283	147	-rotors of the squirrel-cage type

CPC Group	Count	Group Title	
F04D29/325	515	Details, component parts, or accessories -Rotors specially for elastic fluids-for axial flow pumps-for axial flow fans	-
F04D29/326	194	...	-comprising a rotating shroud
F04D29/327	45	...	-with non identical blades
F04D29/328	34	...	-with unequal distribution of blades around the hub
F04D29/329	405	...	-Details of the hub
F04D29/626	336	Details, component parts, or accessories -Mounting; Assembling; Disassembling	-of radial or helico-centrifugal pumps-especially adapted for elastic fluid pumps-Mounting or removal of fans
F04D29/646	504	...	-of axial pumps-especially adapted for elastic fluid pumps-Mounting or removal of fans
F04D29/703	437	Details, component parts, or accessories -Suction grids; Strainers; Dust separation; Cleaning-especially adapted for elastic fluid pumps-specially for fans, e.g. fan guards	

References

- Chen, C., Tao, Y., Li, Y., Liu, Q., Li, S., Tang, Z., 2021. A structure-function knowledge extraction method for bio-inspired design. *Comput. Ind.* <https://doi.org/10.1016/j.compind.2021.103402>
- Chen, R., Chen, C.-H., Liu, Y., Ye, X., 2020. Ontology-based requirement verification for complex systems. *Adv. Eng. Inform.* <https://doi.org/10.1016/j.aei.2020.101148>
- Cheong, H., Li, W., Cheung, A., Nogueira, A., Iorio, F., 2017. Automated Extraction of Function Knowledge From Text. *J. Mech. Des.* 139. <https://doi.org/10.1115/1.4037817>
- Chiu, I., Shu, L.H., 2012. Investigating effects of oppositely related semantic stimuli on design concept creativity. *J. Eng. Des.* 23, 271–296. <https://doi.org/10.1080/09544828.2011.603298>
- Cross, N., 2021. *Engineering Design Methods: Strategies for Product Design*. Wiley.
- Fang, W., Luo, H., Xu, S., Love, P.E.D., Lu, Z., Ye, C., 2020. Automated text classification of near-misses from safety reports: An improved deep learning approach. *Adv. Eng. Inform.* <https://doi.org/10.1016/j.aei.2020.101060>
- Fantoni, G., Apreda, R., Dell’Orletta, F., Monge, M., 2013. Automatic extraction of function-behaviour-state information from patents. *Adv. Eng. Inform.* 27, 317–334. <https://doi.org/10.1016/j.aei.2013.04.004>
- Fox, B.A., 1987. Introduction, in: *Discourse Structure and Anaphora: Written and Conversational English*, Cambridge Studies in Linguistics. Cambridge University Press, pp. 1–5. <https://doi.org/10.1017/CBO9780511627767.002>
- Fu, K., Cagan, J., Kotovsky, K., Wood, K., 2013. Discovering Structure in Design Databases Through Functional and Surface Based Mapping. *J. Mech. Des.* 135. <https://doi.org/10.1115/1.4023484>
- Hsieh, S.-H., Lin, H.-T., Chi, N.-W., Chou, K.-W., Lin, K.-Y., 2011. Enabling the development of base domain ontology through extraction of knowledge from engineering domain handbooks. *Adv. Eng. Inform.* <https://doi.org/10.1016/j.aei.2010.08.004>
- Huet, A., Pinquie, R., Veron, P., Mallet, A., Segonds, F., 2021. CACDA: A knowledge graph for a context-aware cognitive design assistant. *Comput. Ind.* <https://doi.org/10.1016/j.compind.2020.103377>
- Jamrozik, A., Gentner, D., 2020. Relational labeling unlocks inert knowledge. *Cognition* 196, 104146. <https://doi.org/10.1016/j.cognition.2019.104146>

- Jang, H., Jeong, Y., Yoon, B., 2021. TechWord: Development of a technology lexical database for structuring textual technology information based on natural language processing. *EXPERT Syst. Appl.* <https://doi.org/10.1016/j.eswa.2020.114042>
- Jia, J., Zhang, Y., Saad, M., 2022. An approach to capturing and reusing tacit design knowledge using relational learning for knowledge graphs. *Adv. Eng. Inform.* 51, 101505. <https://doi.org/10.1016/j.aei.2021.101505>
- Kestel, P., Kuegler, P., Zirngibl, C., Schleich, B., Wartzack, S., 2019. Ontology-based approach for the provision of simulation knowledge acquired by Data and Text Mining processes. *Adv. Eng. Inform.* <https://doi.org/10.1016/j.aei.2019.02.001>
- Kineman, J.J., 2011. Relational Science: A Synthesis. *Axiomathes* 21, 393–437. <https://doi.org/10.1007/s10516-011-9154-z>
- Liu, Y., Liang, Y., Kwong, C.K., Lee, W.B., 2010. A New Design Rationale Representation Model for Rationale Mining. *J. Comput. Inf. Sci. Eng.* 10. <https://doi.org/10.1115/1.3470018>
- Moreno, A., Isern, D., Lopez Fuentes, A.C., 2013. Ontology-based information extraction of regulatory networks from scientific articles with case studies for Escherichia coli. *EXPERT Syst. Appl.* <https://doi.org/10.1016/j.eswa.2012.12.090>
- Siddharth, L., Blessing, L.T.M., Wood, K.L., Luo, J., 2021. Engineering Knowledge Graph From Patent Database. *J. Comput. Inf. Sci. Eng.* 22. <https://doi.org/10.1115/1.4052293>
- Singh, A., Triulzi, G., Magee, C.L., 2021. Technological improvement rate predictions for all technologies: Use of patent data and an extended domain description. *Res. Policy* 50, 104294. <https://doi.org/10.1016/j.respol.2021.104294>
- Suryadi, D., Kim, H., 2018. A Systematic Methodology Based on Word Embedding for Identifying the Relation Between Online Customer Reviews and Sales Rank. *J. Mech. Des.* 140. <https://doi.org/10.1115/1.4040913>
- Suryadi, D., Kim, H.M., 2019. A Data-Driven Approach to Product Usage Context Identification From Online Customer Reviews. *J. Mech. Des.* 141. <https://doi.org/10.1115/1.4044523>
- Trappey, C.V., Trappey, A.J.C., Peng, H.-Y., Lin, L.-D., Wang, T.-M., 2014. A knowledge centric methodology for dental implant technology assessment using ontology based patent analysis and clinical meta-analysis. *Adv. Eng. Inform.* <https://doi.org/10.1016/j.aei.2014.03.001>

- Vandevenne, D., Pieters, T., Duflou, J.R., 2016. Enhancing novelty with knowledge-based support for Biologically-Inspired Design. *Des. Stud.* 46, 152–173. <https://doi.org/10.1016/j.destud.2016.05.003>
- Wang, J., Lu, W.F., Loh, H.T., 2015. A two-level parser for patent claim parsing. *Adv. Eng. Inform.* <https://doi.org/10.1016/j.aei.2015.01.013>
- Xu, X., Cai, H., 2021. Ontology and rule-based natural language processing approach for interpreting textual regulations on underground utility infrastructure. *Adv. Eng. Inform.* <https://doi.org/10.1016/j.aei.2021.101288>
- Xu, Z., Dang, Y., Munro, P., 2018. Knowledge-driven intelligent quality problem-solving system in the automotive industry. *Adv. Eng. Inform.* <https://doi.org/10.1016/j.aei.2018.08.013>
- Yamamoto, E., Taura, T., Ohashi, S., Yamamoto, M., 2010. A Method for Function Dividing in Conceptual Design by Focusing on Linguistic Hierarchal Relations. *J. Comput. Inf. Sci. Eng.* 10. <https://doi.org/10.1115/1.3467008>
- Yan, W., Zanni-Merk, C., Cavallucci, D., Collet, P., 2014. An ontology-based approach for using physical effects in inventive design. *Eng. Appl. Artif. INTELLIGENCE.* <https://doi.org/10.1016/j.engappai.2014.02.017>
- Yang, J., Kim, E., Hur, M., Cho, S., Han, M., Seo, I., 2018. Knowledge extraction and visualization of digital design process. *EXPERT Syst. Appl.* <https://doi.org/10.1016/j.eswa.2017.09.002>
- Zuo, H., Yin, Y., Childs, P., 2022. Patent-KG: Patent Knowledge Graph Extraction for Engineering Design. *Proc. Des. Soc.* 2, 821–830. <https://doi.org/10.1017/pds.2022.84>

Endnotes

- ¹ These relationships are not to be equated to dependency relationships among tokens in a sentence. A dependency parser captures and represents syntactical dependencies in a sentence that exist irrespective of whether the sentence includes domain (or design) knowledge.
- ² Multi-function thermostat - <https://patents.google.com/patent/US20180087795A1/>
- ³ Gripper, in particular a Bernoulli gripper – <https://patents.google.com/patent/US8172288B2/>
- ⁴ The sentence shown in the example is taken from the patent “Amylase variants” - <https://patents.google.com/patent/US6867031B2/>
- ⁵ PatentsView Data Download - <https://patentsview.org/download/data-download-tables>
- ⁶ United States Patent and Trademark Office - <https://www.uspto.gov/>
- ⁷ An example page for patent description - <https://patents.google.com/patent/US20170296880A1>
- ⁸ Training Module by spaCy - <https://spacy.io/usage/training>
- ⁹ Multi-Layer Perceptron Classifier - https://scikit-learn.org/stable/modules/generated/sklearn.neural_network.MLPClassifier.html
- ¹⁰ Dependency Parser by spaCy - <https://spacy.io/api/dependencyparser>
- ¹¹ BERT for masked-language modelling - https://huggingface.co/docs/transformers/model_doc/bert#transformers.BertForMaskedLM
- ¹² Dual arm robot - <https://patents.google.com/patent/US11253994B2/>
- ¹³ Multi-axis vacuum motor assembly - <https://patents.google.com/patent/US7688017B2/>
- ¹⁴ Stanford Dependencies - https://downloads.cs.stanford.edu/nlp/software/dependencies_manual.pdf
- ¹⁵ Sci-kit Learn Classifiers - https://scikit-learn.org/stable/auto_examples/classification/plot_classifier_comparison.html#sphx-glr-auto-examples-classification-plot-classifier-comparison-py
- ¹⁶ Stator-vane structure and turbofan engine - <https://patents.google.com/patent/US10508560B2/>
- ¹⁷ If the node is an entity, we obtain the average of BERT embeddings of tokens that constitute the entity.
- ¹⁸ GraphSAGE layer - <https://docs.dgl.ai/generated/dgl.nn.pytorch.conv.SAGEConv.html#dgl.nn.pytorch.conv.SAGEConv>
- ¹⁹ Graph Convolutional Layer - <https://docs.dgl.ai/generated/dgl.nn.pytorch.conv.GraphConv.html#dgl.nn.pytorch.conv.GraphConv>

²⁰ Relational Graph Convolutional Layer -

<https://docs.dgl.ai/generated/dgl.nn.pytorch.conv.RelGraphConv.html#dgl.nn.pytorch.conv.RelGraphConv>

²¹ Continuous-Filter Convolutional Layer -

<https://docs.dgl.ai/generated/dgl.nn.pytorch.conv.CFConv.html#dgl.nn.pytorch.conv.CFConv>

²² Principal Neighbourhood Aggregation Layer -

<https://docs.dgl.ai/generated/dgl.nn.pytorch.conv.PNAConv.html#dgl.nn.pytorch.conv.PNAConv>

²³ Installable Package – ‘design_kgex’ - <https://pypi.org/project/design-kgex/>

²⁴ Instructions for installation and usage of ‘design_kgex’ package -

https://github.com/siddharthl93/design_kgex/blob/dbcfca075d8fb3e96c54856cd50123a55e17dd69/README.md

²⁵ Kitchen range hood motor housing and fan - <https://patents.google.com/patent/US6802311/>

²⁶ Electrical fan - <https://patents.google.com/patent/US7495362/>

²⁷ Fan unit with improved surge characteristics - <https://patents.google.com/patent/US9387298/>

²⁸ Multi-directional cooling fan - <https://patents.google.com/patent/US10385867/>

²⁹ Noise reduction by vortex suppression in air flow systems -

<https://patents.google.com/patent/US6866474/>

³⁰ Impeller of a suction-enforced type and fan-motor having the same -

<https://patents.google.com/patent/US8376709/>

³¹ Stator unit, motor, and fan motor - <https://patents.google.com/patent/US11056953/>

³² Ventilating fan - <https://patents.google.com/patent/US9863437/>

³³ Motor/flywheel assembly with shrouded radial cooling fan -

<https://patents.google.com/patent/US7091635/>

³⁴ Cooling fan for a motor vehicle - <https://patents.google.com/patent/US8016574/>

³⁵ Fan device and vacuum cleaner including the same -

<https://patents.google.com/patent/US10641282/>

³⁶ Cooling fan structure with rotational cylindrical fan blades -

<https://patents.google.com/patent/US10511204/>

³⁷ Gas turbine engine fan - <https://patents.google.com/patent/US11225975/>

³⁸ Cooling fan shroud mounted on an engine vehicle -

<https://patents.google.com/patent/US4774911/>

³⁹ Method for producing a fan wheel and fan wheel produced by this method -

<https://patents.google.com/patent/US7192253/>

⁴⁰ Fan blade - <https://patents.google.com/patent/US7118345/>

-
- ⁴¹ Ceiling fan having side mounted blade irons - <https://patents.google.com/patent/US6382917/>
- ⁴² Low-noise fan-filter unit - <https://patents.google.com/patent/US6217281/>
- ⁴³ Integrated system of circuits for serial fan structure -
<https://patents.google.com/patent/US9407176/>
- ⁴⁴ Fan unit including vibration suppressing structure and electric motor -
<https://patents.google.com/patent/US9863435/>
- ⁴⁵ Electronic module with removable fan assembly -
<https://patents.google.com/patent/US9723748/>
- ⁴⁶ Centrifugal fan - <https://patents.google.com/patent/US11300137/>
- ⁴⁷ Fan holder assembly - <https://patents.google.com/patent/US7261516/>
- ⁴⁸ Plural fan installation for a cooling system for a motor vehicle, with a control unit, for controlling plural fan motors, mounted within one motor housing -
<https://patents.google.com/patent/US6840743/>
- ⁴⁹ Fan - <https://patents.google.com/patent/US7086825/>
- ⁵⁰ Ventilator fan device - <https://patents.google.com/patent/US5336050/>
- ⁵¹ Centrifugal fan - <https://patents.google.com/patent/US9222482/>
- ⁵² Impeller for a centrifugal blower - <https://patents.google.com/patent/US6217285/>
- ⁵³ Thermal/noise management in a scroll pump - <https://patents.google.com/patent/US9611852/>
- ⁵⁴ Cooling fan with external circuit board - <https://patents.google.com/patent/US7218515/>
- ⁵⁵ Mixed flow fan - <https://patents.google.com/patent/US10570906/>
- ⁵⁶ Mixed-flow fan - <https://patents.google.com/patent/US11053946/>
- ⁵⁷ Heat dissipation fan - <https://patents.google.com/patent/US11454249/>
- ⁵⁸ Serial axial fan - <https://patents.google.com/patent/US8360735/>
- ⁵⁹ Centrifugal blower - <https://patents.google.com/patent/US7108482/>
- ⁶⁰ Wearable blower and assembly - <https://patents.google.com/patent/US10753364/>
- ⁶¹ Centrifugal fan assembly - <https://patents.google.com/patent/US9140270/>
- ⁶² Fan system with integrated fan-shroud channel for reduced recirculation flow -
<https://patents.google.com/patent/US10605256/>
- ⁶³ Molded cooling fan - <https://patents.google.com/patent/US6565320/>
- ⁶⁴ Axial-flow fan for the radiator of an internal combustion engine -
<https://patents.google.com/patent/US6010305/>
- ⁶⁵ Portable environmental control system - <https://patents.google.com/patent/US6402613/>
- ⁶⁶ Radial fan with an axial housing - <https://patents.google.com/patent/US5209639/>
- ⁶⁷ Venturi fan - <https://patents.google.com/patent/US6702545/>

-
- ⁶⁸ Blower wheel apparatus - <https://patents.google.com/patent/US4522558/>
- ⁶⁹ Compressor assembly having an air-cooled electric motor - <https://patents.google.com/patent/US7878772/>
- ⁷⁰ Hybrid ventilator - <https://patents.google.com/patent/US10113761/>
- ⁷¹ Direct mounted fan apparatus - <https://patents.google.com/patent/US5586867/>
- ⁷² Hybrid ventilator - <https://patents.google.com/patent/US9599358/>
- ⁷³ Axial flow impeller - <https://patents.google.com/patent/US4995787/>
- ⁷⁴ The knowledge of issues is often communicated in the 'background' sections of patent documents. Since we have discarded those sections while extracting facts, the issues are likely to be explained in the remaining sections only if the inventors claim to have addressed these in their inventions.
- ⁷⁵ ChatGPT - <https://chat.openai.com/chat>
- ⁷⁶ Improving Fan System Performance - <https://www.nrel.gov/docs/fy03osti/29166.pdf>
- ⁷⁷ Electric motor having impellers for cooling - <https://patents.google.com/patent/US11394273/>
- ⁷⁸ Through-flow blower with cooling fan - <https://patents.google.com/patent/US6461124/>
- ⁷⁹ Method of filtering particulates from the air using a composite filter substrate comprising a mixture of fibers - <https://patents.google.com/patent/US10300420/>
- ⁸⁰ Compact aero-thermo model stabilization with compressible flow function transform - <https://patents.google.com/patent/US10087846/>
- ⁸¹ Multiple stage blowers and volutes therefor - <https://patents.google.com/patent/US10434271/>
- ⁸² Double-ended blower and volutes therefor - <https://patents.google.com/patent/US8225786/>
- ⁸³ Moving sorbent filter device - <https://patents.google.com/patent/US6099609/>
- ⁸⁴ Integrated forced convection air cooling systems - <https://patents.google.com/patent/US5096373/>
- ⁸⁵ Multiple stage blowers and volutes therefor - <https://patents.google.com/patent/US10300231/>
- ⁸⁶ Gas turbine engine and method of assembling the same - <https://patents.google.com/patent/US10113508/>
- ⁸⁷ Ventilation device, in particular for heating, cooling, and/or humidifying air in residential buildings - <https://patents.google.com/patent/US9932990/>
- ⁸⁸ Multiple stage blowers and volutes therefor - <https://patents.google.com/patent/US8517012/>
- ⁸⁹ Blower housing labyrinth seal - <https://patents.google.com/patent/US10662966/>
- ⁹⁰ Blade structure and fan and generator having same - <https://patents.google.com/patent/US10724537/>

⁹¹ Axial flow pump with reduced height dimension -

<https://patents.google.com/patent/US11015608/>

⁹² Double-ended blower and volutes therefor - <https://patents.google.com/patent/US6910483/>

⁹³ Labyrinth seal for fan assembly - <https://patents.google.com/patent/US11142038/>

⁹⁴ Centrifugal fan - <https://patents.google.com/patent/US10718355/>

⁹⁵ Axial flow wind wheel and air conditioner - <https://patents.google.com/patent/US11125238/>

⁹⁶ Fan inlet flow controller - <https://patents.google.com/patent/US5979595/>

⁹⁷ Fan inlet flow controller - <https://patents.google.com/patent/US6148954/>

⁹⁸ Fan inlet flow controller - <https://patents.google.com/patent/US6193011/>

⁹⁹ Blower fan - <https://patents.google.com/patent/US7214033/>

¹⁰⁰ Blower - <https://patents.google.com/patent/US8408865/>

¹⁰¹ Cooperative Patent Classification Scheme -

<https://www.uspto.gov/web/patents/classification/cpc/html/cpc.html>

¹⁰² We accessed the patent database that was updated as on January 10, 2022.

¹⁰³ These domains are intersections of IPC and USPC classifications.

¹⁰⁴ <https://www.qualtrics.com/au/experience-management/research/determine-sample-size/>

¹⁰⁵ Although, we sample patents based on CPC 3-digit codes in this work, we merged other codes to enable different sampling for future. For example, a sample could be created within a single CPC 3-digit code (e.g., F02) and stratified by CPC 4-digit codes (e.g., F02D).

¹⁰⁶ Although Patents View provides full text of patents, these are segregated into four Title, Abstract, Summary, Description, and Claims. In actual patent documents, the section headings are quite specific and often cannot be generalized into the aforementioned categories. In addition, the full text includes various errors such as missing white space (e.g., 'Fig1') and inclusion of escape characters (e.g., '\n').

¹⁰⁷ <https://www.crummy.com/software/BeautifulSoup/>

¹⁰⁸ Substituted lithium phosphates and solid electrolytes therefrom -

<https://patents.google.com/patent/US4009092A/>

¹⁰⁹ Facsimile communication system - <https://patents.google.com/patent/US3974326A/>

¹¹⁰ Cathode structure for a multibeam cathode ray tube -

<https://patents.google.com/patent/US4020381A/>

¹¹¹ Process for tapping a steel-making converter - <https://patents.google.com/patent/US4010936A/>

¹¹² Process for enzymatic deacylation of antibiotics -

<https://patents.google.com/patent/US4282322A/>

¹¹³ Cyclic ester dienes, polymeric and other derivatives thereof -

<https://patents.google.com/patent/US4525540A/>

¹¹⁴ Electrophotographic plate containing quaternary ammonium salt polymer interlayer -

<https://patents.google.com/patent/US4256822A/>

¹¹⁵ Treatment of hyperproliferative disorders with diarylhydantoin compounds -

<https://patents.google.com/patent/US9126941B2/>

¹¹⁶ Circular subdivisions parking/biking lane, elimination of storm drains, and walkable community development provisions -

<https://patents.google.com/patent/US7347642B1/>

¹¹⁷ spaCy Linguistic Features - <https://spacy.io/usage/linguistic-features>

¹¹⁸ spaCy Model Selection - <https://spacy.io/models>

¹¹⁹ Removing halogenated hydrocarbons from aqueous media by utilizing a polyolefinic microporous adsorbent -

<https://patents.google.com/patent/US4276179A/>

¹²⁰ Drive circuit, display device using the drive circuit and electronic apparatus using the display device -

<https://patents.google.com/patent/US6777885B2/>

¹²¹ Synthesis of 2H- and 13C-substituted dithanes -

<https://patents.google.com/patent/US6541671B1/>

¹²² Sonic flow carburetor with fuel distributing means -

<https://patents.google.com/patent/US4206158A/>

¹²³ Method of welding pipes onto pressure conveying elements, especially pipe plates, pressure containers and collectors -

<https://patents.google.com/patent/US4023611A/>

¹²⁴ Self-propelling rolling toy - <https://patents.google.com/patent/US5924909A/>

¹²⁵ Method for reclaiming strip-mined land - <https://patents.google.com/patent/US4022282A/>

¹²⁶ Phosphite in MgX.sub.2 supported TiX.sub.3 /AlCl.sub.3 catalyst system -

<https://patents.google.com/patent/US4130503/>

¹²⁷ Thin film magnetic recording media - <https://patents.google.com/patent/US7208204/>

¹²⁸ Dietetic cookie mix - <https://patents.google.com/patent/US4137336/>

¹²⁹ Focusing information visualization device, and corresponding method, program and recording medium -

<https://patents.google.com/patent/US7978247/>

¹³⁰ We do not consider the facts in which the actual entity is referred to by 'it' as it is used in various connotations, e.g., "it is apparent from the description that..."

¹³¹ Gas economizer - <https://patents.google.com/patent/US4090466/>

¹³² Acid electroplating bath - <https://patents.google.com/patent/US4073701/>

-
- ¹³³ Vehicle light with movable reflector portion and shutter portion for selectively switching an illuminated area of light incident on a predetermined portion of the vehicle light during driving - <https://patents.google.com/patent/US6796696/>
- ¹³⁴ Single crystal group III nitride articles and method of producing same by HVPE method incorporating a polycrystalline layer for yield enhancement - <https://patents.google.com/patent/US8637848/>
- ¹³⁵ Nonvolatile memory device having self refresh function - <https://patents.google.com/patent/US5347486/>
- ¹³⁶ Installation for manufacturing registration carriers - <https://patents.google.com/patent/US5451155/>
- ¹³⁷ Torque or force amplifying actuator and method for controlling actuator - <https://patents.google.com/patent/US5791228/>
- ¹³⁸ Power supply apparatus for slide door in motor vehicle - <https://patents.google.com/patent/US6575760/>
- ¹³⁹ Single crystal group III nitride articles and method of producing same by HVPE method incorporating a polycrystalline layer for yield enhancement - <https://patents.google.com/patent/US8637848/>
- ¹⁴⁰ Beer keg cooling container - <https://patents.google.com/patent/US4042142/>
- ¹⁴¹ Wound golf ball having cast polyurethane cover - <https://patents.google.com/patent/US6812317/>
- ¹⁴² Method and apparatus for producing ceramic ware - <https://patents.google.com/patent/US4215265/>
- ¹⁴³ Methods of treating colitis involving IL 13 and NK T cells - <https://patents.google.com/patent/US8173123/>
- ¹⁴⁴ Scanning files using direct file system access - <https://patents.google.com/patent/US7860850/>
- ¹⁴⁵ Adjustment method of optimum write power and optical write/retrieval device - <https://patents.google.com/patent/US7978576B2/>
- ¹⁴⁶ Test device and method for determining blood hemoglobin - <https://patents.google.com/patent/US4057394A/>
- ¹⁴⁷ Rock boring cutter with replaceable cutting element - <https://patents.google.com/patent/US4167980A/>
- ¹⁴⁸ As spaCy and BERT treat white spaces and some punctuations differently, instead of feeding raw sentences, we provide list of spaCy generated tokens as a sequence to BERT tokenizer, while setting a parameter – ‘is_split_into_words’ as *True*.

¹⁴⁹ Biocidal compositions and use thereof containing a synergistic mixture of 2-bromo-2-nitropropane-1,3-diol and methyl sulfonyl acrylonitrile -

<https://patents.google.com/patent/US4863960>

¹⁵⁰ Uniform Manifold Approximation and Projection - [https://umap-](https://umap-learn.readthedocs.io/en/latest/how_umap_works.html)

[learn.readthedocs.io/en/latest/how_umap_works.html](https://umap-learn.readthedocs.io/en/latest/how_umap_works.html)