

On the Connection between Game-Theoretic Feature Attributions and Counterfactual Explanations

Emanuele Albini
J.P. Morgan AI Research
London, UK
emanuele.albini@jpmorgan.com

Shubham Sharma
J.P. Morgan AI Research
New York, USA
shubham.x2.sharma@jpmorgan.com

Saumitra Mishra
J.P. Morgan AI Research
London, UK
saumitra.mishra@jpmorgan.com

Danial Dervovic
J.P. Morgan AI Research
New York, USA
danial.dervovic@jpmorgan.com

Daniele Magazzeni
J.P. Morgan AI Research
London, UK
daniele.magazzeni@jpmorgan.com

ABSTRACT

Explainable Artificial Intelligence (XAI) has received widespread interest in recent years, and two of the most popular types of explanations are feature attributions, and counterfactual explanations. These classes of approaches have been largely studied independently and the few attempts at reconciling them have been primarily empirical. This work establishes a clear theoretical connection between game-theoretic feature attributions, focusing on but not limited to SHAP, and counterfactual explanations. After motivating operative changes to Shapley values based feature attributions and counterfactual explanations, we prove that, under conditions, they are in fact equivalent. We then extend the equivalency result to game-theoretic solution concepts beyond Shapley values. Moreover, through the analysis of the conditions of such equivalence, we shed light on the limitations of naively using counterfactual explanations to provide feature importances. Experiments on three datasets quantitatively show the difference in explanations at every stage of the connection between the two approaches and corroborate the theoretical findings.

CCS CONCEPTS

• **Computing methodologies** → **Machine learning**; • **Human-centered computing** → **Human computer interaction (HCI)**; • **Theory of computation** → **Solution concepts in game theory**.

KEYWORDS

XAI, SHAP, Shapley values, counterfactuals, feature attribution

ACM Reference Format:

Emanuele Albini, Shubham Sharma, Saumitra Mishra, Danial Dervovic, and Daniele Magazzeni. 2023. On the Connection between Game-Theoretic Feature Attributions and Counterfactual Explanations. In *AAAI/ACM Conference on AI, Ethics, and Society (AIES '23)*, August 8–10, 2023, Montréal, QC, Canada. ACM, New York, NY, USA, 21 pages. <https://doi.org/10.1145/3600211.3604676>

Permission to make digital or hard copies of part or all of this work for personal or classroom use is granted without fee provided that copies are not made or distributed for profit or commercial advantage and that copies bear this notice and the full citation on the first page. Copyrights for third-party components of this work must be honored. For all other uses, contact the owner/author(s).

AIES '23, August 8–10, 2023, Montréal, QC, Canada

© 2023 Copyright held by the owner/author(s).

ACM ISBN 979-8-4007-0231-0/23/08.

<https://doi.org/10.1145/3600211.3604676>

1 INTRODUCTION

As complex machine learning models are used extensively in industry settings, including in numerous high-stakes domains such as finance [9, 87] healthcare [51, 95] and autonomous driving [27], explaining the outcomes of such models has become, in some cases, a legal requirement [34], e.g., U.S. Equal Opportunity Act [11] and E.U. General Data Protection Regulation [25]. The use of XAI techniques is increasingly becoming a standard practice at every stage of the lifecycle of a model [10]: during development, to debug the model and increase its performance; during review, to understand the inner working mechanisms of the model; and in production, to monitor its effectiveness [54].

In this context, two different classes of approaches have received a lot of attention from the research community in the last few years: *feature attribution* techniques and *counterfactual explanations*.

Feature attributions aim at distributing the output of the model for a specific input to its features. To accomplish this, they compare the output of the (same) model when a feature is present with that of when the same feature is removed, e.g., [50, 65, 82].

Counterfactual explanations instead aim to answer the question: what would have to change in the input to change the outcome of the model [92]. Towards this goal, desirable properties of the modified input, also known as the "counterfactual", are: proximity, realism, and sparsity with respect to the input [6, 40].

As these two explanation types are used to understand models, an imperative question is: "How do feature attribution based explanations and counterfactual explanations align with each other?" Unifying counterfactual explanations with feature attributions techniques is an open question [89]. In fact, while counterfactual explanations aim to provide users with ways to change a model decision [88], it has been argued that they do not fulfil the normative constraints of identifying the principal reasons for a certain outcome, as feature attributions do [69].

Although these two classes of approaches have largely been studied in isolation, there has been some work (primarily empirical) to address a connection between the two:

- When motivating the usefulness of counterfactual explanations, researchers have drawn attention on how a set of counterfactual points can be used to directly generate *feature importances based on how frequently features are modified in counterfactuals* [6, 55, 73].

- On the feature attribution side, a recent line of research has been gaining traction around combining counterfactuals and Shapley values with the goal to generate *feature attributions with a counterfactual flavour by using counterfactuals as background distributions for SHAP explanations* [2, 45].

However, there has been no work that establishes a clear theoretical connection between these approaches, or that theoretically analyses their limitations and assumptions.

This paper bridges the gap between these two lines of research that have been developing in parallel:

- We provide and justify operative changes to the *counterfactual frequency-based feature importance* and *Shapley values-based feature attributions* that are necessary to make an equivalency statement between the two explanations.
- We theoretically prove that — after imposing some conditions on the counterfactuals — the *Shapley values-based feature attribution* and the *counterfactual frequency-based feature importance* are equivalent.
- We discuss what are the effects of such an equivalency, with particular attention to (1) the game-theoretic interpretation of explanations and (2) the limitations of *counterfactual frequency-based feature importance* in providing a detailed account of the importance of the features.
- We generalise the connection with *counterfactual frequency-based feature importance* to a wider range of game-theoretic solution concepts beyond Shapley values.
- We perform an ablation study to show how each of the proposed operative changes (required to establish equivalency) will impact the explanations, and we show how the empirical results are coherent with the theoretical findings.
- Finally, we evaluate these explanations using common metrics from the XAI literature as necessity, sufficiency, plausibility and counterfactual-ability [2, 55], and once again we show how the empirical results are coherent with the theoretical findings.

It is important to note that the theory established in this paper applies to *any* counterfactual explanation, *independently of the technique* used for its generation, and is also valid when considering *multiple* or *diverse* counterfactual explanations for the same query instance [16, 56, 58, 75].

2 BACKGROUND

Consider a classification *model* $f : \mathbb{R}^m \rightarrow \mathbb{R}$ and its *decision function* $F : \mathcal{X} \rightarrow \{0, 1\}$ with *threshold* $t \in \mathbb{R}$:

$$F(\mathbf{x}) = \begin{cases} 1 & \text{if } f(\mathbf{x}) > t \\ 0 & \text{otherwise} \end{cases}.$$

We refer to $f(\mathbf{x})$ as the model *output* and to $F(\mathbf{x})$ as the model *prediction*. Without loss of generality, in the remainder of this paper we assume that \mathbf{x} is such that $F(\mathbf{x}) = 1$.

2.1 Counterfactual Explanations

A *counterfactual* [38, 92] for a *query instance* $\mathbf{x} \in \mathbb{R}^m$ is a point $\mathbf{x}' \in \mathbb{R}^m$ such that: (1) \mathbf{x}' is *valid*, i.e., $F(\mathbf{x}') \neq F(\mathbf{x})$; (2) \mathbf{x}' is *close* to \mathbf{x} (under some metric); (3) \mathbf{x}' is a *plausible* input.

The plausibility requirement has taken different forms. It may involve considerations about proximity to the data manifold [42, 59], proximity to other counterfactuals [47], causality [39], actionability [64, 84], robustness [60, 72, 83] or a combination thereof [16].

Another key aspect for counterfactual explanations is their *sparsity* [20, 46, 66, 72, 75]. Optimising for sparsity forces explanations (1) to ignore features that are not used by the model to make decisions, and (2) in general, to be more concise, as advocated also from a social science perspective [53]. However, criticisms about sparsity have been raised, e.g., in the actionable recourse settings [59, 86], as sparsity could give rise to explanations that are less plausible. Ultimately, this argument reduces to the well-known thread-off between explanations that are “true to the model” (more sparse) or “true to the data” (more plausible) [12, 33].

A plethora of techniques for the generation of counterfactuals exist in the literature using search algorithms [3, 4, 77, 92], optimisation [35] and genetic algorithms [73] among other methods. We refer the reader to recent surveys for more details [28, 37, 40, 78].

Few authors have suggested to generate a feature importance from counterfactual explanations [6, 73]. In particular, Mothilal et al. [55] proposed to use the fraction of counterfactual examples (for the same query instance) that have a modified value as the feature importance. The formal definition follows.

Definition 2.1 (CF-FREQ). Given a query instance \mathbf{x} and a set of counterfactuals \mathcal{X}' the *counterfactual frequency importance*¹, denoted with Ψ , is defined as follows. [55]

$$\Psi = \mathbb{E}_{\mathbf{x}' \sim \mathcal{X}'} [\mathbb{1}[\mathbf{x} \neq \mathbf{x}']]$$

where $\mathbb{1}$ is the binary indicator operator.

The assumption behind this CF-FREQ feature importance is that a feature modified more often in counterfactual examples is more important than others which are changed less often. We will show in Section 3.3 how this assumption has an important effect on the explanation that is generated.

2.2 SHAP

The Shapley value is a solution concept in classic game theory used to attribute the payoff to the players in an m -player cooperative game. Given a set of players $\mathcal{F} = \{1, \dots, m\}$ and the *characteristic function* $v : 2^{\mathcal{F}} \rightarrow \mathbb{R}$ of a cooperative game, Shapley values are used to attribute the payoff returned by the characteristics function to the players.

Definition 2.2 (Shapley values). The *Shapley value* for player i is defined as follows. [70]

$$\sum_{S \subseteq \mathcal{F} \setminus \{i\}} w(|S|) [v(S \cup \{i\}) - v(S)]$$

$$\text{where } w(s) = \frac{1}{m} \binom{m-1}{s}^{-1}$$

In the context of machine learning models the players are the features of the model and several ways have been proposed to simulate feature absence in the characteristic function, e.g., retraining the

¹Our term. No specific name beyond the more general “counterfactual feature importance” had been given in the literature.

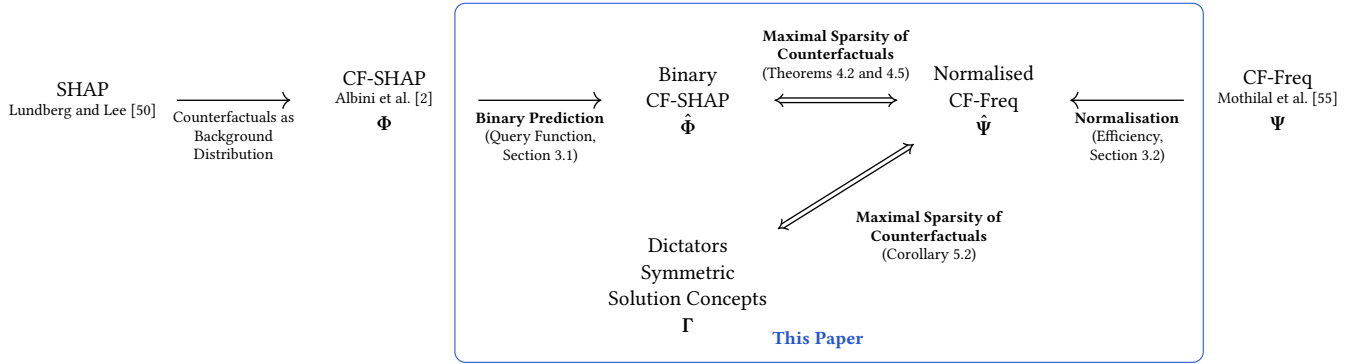


Figure 1: Diagram showing the connection between game-theoretic feature attributions and counterfactual feature importance techniques. Nodes are techniques, edges (\rightarrow) show the change from one technique to another, and the double-sided edge (\Leftrightarrow) shows the equivalency relationship (with its conditions). See Sections 3 to 5 for more details on the journey.

model without such feature [79]. In particular, SHAP [50] simulates the absence by marginalising over the marginal distributions of the features. In practice, the marginals are estimated as a uniform distribution over a finite number of points \mathcal{X} called the *background dataset* – typically the training set (or a sample thereof). The formal definition of SHAP values follows.

Definition 2.3 (SHAP). The *SHAP values* for a query instance x with respect to a background dataset \mathcal{X} are the *Shapley values* of a game with the following characteristics function. [50]

$$v(S) = \mathbb{E}_{x'_S \sim \mathcal{X}} \left[f \left(\langle x_S, x'_S \rangle \right) \right]$$

where $\langle x_S, x'_S \rangle$ indicates a model input with feature values x for features in S and x' for features not in S .

The fact that SHAP simulates feature absence with a *background dataset* means that it explains a prediction of an input *in contrast* to a distribution of background points [52]. Starting from this observation Albini et al. [2] proposed Counterfactual SHAP: a variant of SHAP, using counterfactuals rather than the training set as the background dataset. This results in an explanation that can identify which features, if changed, would result in a different model decision better than SHAP.

Definition 2.4 (CF-SHAP). Given a query instance x , the *Counterfactual SHAP values*, denoted with Φ , are the *SHAP values* with respect to \mathcal{X}' such that \mathcal{X}' is a set of counterfactuals for x . [2]

We recall that the mathematical properties of Shapley values, and by extension SHAP values, of *efficiency*, *null-player* and *strong monotonicity* also apply to CF-SHAP values [2, 50, 70]. In particular, in Section 3.2 we will show the key role that the *efficiency* property plays in drawing the connection with counterfactual explanations.

3 INCONGRUITY OF SHAP AND COUNTERFACTUALS

There are three dimensions along which SHAP and counterfactual explanations differ:

- (1) The **query function** used to generate explanations. SHAP queries the model using f to attribute to each of the features a part of the model *output*; counterfactuals instead query

the model using F with the aim of finding a point with a different *prediction*.

- (2) The **efficiency** of explanations. The game-theoretic property of efficiency that SHAP values requires them to add up to the model output. This is not inherently true for counterfactual explanations.
- (3) The **granularity** of the explanation. A single counterfactual does not inherently “rank” features based on their effect on the output of the model: it only shows *which features* to modify to get a different prediction. On the other hand, SHAP *assigns a score* to each feature based on their impact on the model output (even when using a single data point as background).

In this section we present how we propose to carefully change these dimensions in order to draw an equivalency relationship between CF-SHAP and CF-FREQ. A summary diagram of this journey is in Figure 1.

We remark, as mentioned in Section 1, that **the theory established in this paper applies to any counterfactual explanation generation technique**. We also remark that – while in this section we focus on the connection of counterfactual explanations with Shapley-values based explanation because of its popularity in the XAI field as well as in broader machine learning community – **our theoretical results can be generalised to other game-theoretic solution concepts beyond Shapley values** (see Section 5).

3.1 Query Function

One key difference between SHAP and counterfactual generation engines is that they interact with the model differently. This is due to the different goals of the two explanations: while counterfactual generation algorithms aim to find a point x' with a different *model prediction*, SHAP goal is to attributes the *model output* to the features. This means that, concretely, when generating the explanations, these methods query the model using different functions: SHAP uses f while counterfactual generation engines use F .

In order to bring the two explanations under the same paradigm, we propose to change the characteristics function of CF-SHAP (Definition 2.4) to use F (rather than f). We now formally define the resulting feature attribution.

Definition 3.1 (BIN-CF-SHAP). Given a query instance \mathbf{x} the *Binary CF-SHAP values*, denoted with $\hat{\Phi}$, are the SHAP values of a game with the following *characteristic function*.

$$v(S) = \mathbb{E}_{\mathbf{x}' \sim \mathcal{X}'} \left[F \left(\langle \mathbf{x}_S, \mathbf{x}'_{\mathcal{F} \setminus S} \rangle \right) \right]$$

where \mathcal{X}' is a set of counterfactuals for \mathbf{x} .

We note that CF-SHAP already made use of F , but only to compute the counterfactuals used as background dataset. Instead, with this change to the characteristics function, CF-SHAP becomes completely “insensitive” to changes in model *outputs* (probability) that do not also give rise to a change in the model *prediction* (class).

We remark that changing the *characteristic function* of SHAP implies that the resulting attribution is still a vector of Shapley values and, as such, it retains all the (desirable) game-theoretic properties [81]. In fact, it is not uncommon in the feature attribution literature to query the model using functions other than the model output f . Covert et al. [15] analysed such *query functions* – in their work called *model behaviours*. Nevertheless, we emphasise that querying the model using F , as we propose, is *novel* to the feature attribution literature.

3.2 Efficiency of Explanations

Shapley values satisfy the *efficiency* property², an essential part of many of their axiomatisations [70, 94]. In the context of SHAP values, it requires that:

$$\sum_{i \in \mathcal{F}} \phi_i = f(\mathbf{x}) - \mathbb{E}_{\mathbf{x}' \in \mathcal{X}} [f(\mathbf{x}')].$$

In other words it requires the SHAP values to *truly* be a *feature attribution* distributing the model output among the features. It can be trivially shown that in the case of BIN-CF-SHAP (Definition 3.1) the efficiency property simplifies to the following expression (see Proposition A.4 for more details).

$$\sum_{i \in \mathcal{F}} \hat{\Phi}_i = 1$$

We note that the efficiency property is not satisfied by CF-FREQ. Given that CF-FREQ has not been defined with the goal to satisfy such game-theoretic property, CF-FREQ explanations are not *feature attributions*, i.e., they will not attribute to each of the features part of the model output. They instead sum up to a value that could be greater or lesser than 1 depending on the query instance.

In order to ensure that CF-FREQ explanations satisfy the efficiency property, we propose to add a **normalisation term**. We call the resulting feature importance **NORM-CF-FREQ**. Concretely, while CF-FREQ gives to each of the modified features in a counterfactual an importance of 1, **NORM-CF-FREQ** instead gives them an importance of $1/c$ where c is the number of modified features in the counterfactual. If multiple counterfactuals are given for the same query instance, the (element-wise) average of such feature importance will be computed, similar to CF-FREQ.

²The game-theoretic property of *efficiency* [70] is sometimes referred to as *additivity* [50] in the XAI literature.

Definition 3.2 (NORM-CF-FREQ). Given a query instance \mathbf{x} and a set of counterfactuals \mathcal{X}' , the *Normalised CF-FREQ explanation*, denoted with $\hat{\Psi}$, is defined as follows.

$$\hat{\Psi} = \mathbb{E}_{\mathbf{x}' \in \mathcal{X}'} \left[\frac{\mathbb{1}[\mathbf{x} \neq \mathbf{x}']}{\|\mathbb{1}[\mathbf{x} \neq \mathbf{x}']\|} \right]$$

We note that such modifications of a solution concept to enforce the efficiency property is not foreign in the game theory literature, e.g., in the case of normalised Banzhaf values [85].

3.3 Granularity of Explanations

SHAP and counterfactual explanations differ in terms of the granularity of the explanations they can provide.

On one hand, (CF-)SHAP *assigns a score* to each feature based on their impact on the model output for each of the counterfactual example in its background distribution. On the other hand, a counterfactual *does not* inherently provide any “score” describing the effect of each feature on the output of the model: it can only provide a binary assessment on the role of a feature in changing the prediction, i.e., “is the feature modified in the counterfactual or not?”.

Consider the following toy example where BIN-CF-SHAP and NORM-CF-FREQ explanations, denoted with $\hat{\Phi}$ and $\hat{\Psi}$ respectively, are generated using a single counterfactual.

$$\begin{aligned} \mathbf{x} &= (1 \quad 1 \quad 1 \quad 1 \quad 1 \quad 1)^T \\ \mathbf{x}' &= (0 \quad 0 \quad 0 \quad 0 \quad 0 \quad 1)^T \\ F(\mathbf{x}) &= \mathbb{1}[x_1 \wedge (x_2 \vee (x_3 \wedge x_4))] \\ \hat{\Phi} &= (7/12 \quad 3/12 \quad 1/12 \quad 1/12 \quad 0 \quad 0)^T \\ \hat{\Psi} &= (1/5 \quad 1/5 \quad 1/5 \quad 1/5 \quad 1/5 \quad 0)^T \end{aligned}$$

We note how **NORM-CF-FREQ gives equal importance to all the features** while **BIN-CF-SHAP is able to differentiate** the features in the counterfactual that are:

- (1) *necessary* (x_1): if the value of one of such features is replaced back with that in the query instance, the counterfactual is not valid anymore;
- (2) only part of a *sufficient* set (x_2, x_3 and x_4) for its validity: replacing the value of a sufficient feature with that in the query instance *alone* will not invalidate the counterfactual, but it will when this is done in combination with the replacement of other features’ values;
- (3) *spurious* (x_5): replacing their values back to that in the query instance will not invalidate the counterfactual under any circumstance. These could be features that have been perturbed solely to increase the plausibility of the counterfactual despite having no impact on the model prediction or even not being used by the model at all.

BIN-CF-SHAP gives the largest attribution to features falling into (A), smaller attributions to those falling into (B) and zero attribution to those falling into (C).

That the inability of CF-FREQ explanations to differentiate between *necessary*, *sufficient* and *spurious* features represents a key limitation with respect to Shapley-values based feature attributions. This limitation will be made even more evident by the empirical results presented in Section 6.

4 CONNECTING SHAP AND COUNTERFACTUALS

In Section 3 we discussed what are the differences that exists between feature attributions and counterfactual explanations. In particular, this discussion resulted in two explanation techniques:

- on the feature attributions side, BIN-CF-SHAP (Definition 3.1), a variant of CF-SHAP that queries the model using only the (binary) *decision function*;
- on the counterfactuals side, NORM-CF-FREQ (Definition 3.2), an *efficient* variant of CF-FREQ.

In this section we will present the main results of this paper, proving that — after imposing some conditions on the counterfactuals — BIN-CF-SHAP and NORM-CF-FREQ are, in fact, the same explanation.

We recall from Section 3.3 that BIN-CF-SHAP explanations provide a more fine grained account of the contributions of the features in counterfactuals to the output of the model than NORM-CF-FREQ explanations. Therefore, towards finding an equivalency relationship between the two approaches, we must add additional constraints on counterfactuals such that BIN-CF-SHAP gives to all features in the counterfactual an equal attribution, similarly to what NORM-CF-FREQ does.

We pose that this can be done by enforcing an additional property on counterfactuals called **maximal sparsity**. Maximal sparsity requires a counterfactual to have the least number of changes (with respect to the query instance) for it to be valid or, in other words, it requires all the features in the counterfactual to be *necessary*.

Definition 4.1 (Maximal Sparsity). *A counterfactual \mathbf{x}' for a query instance \mathbf{x} is maximally sparse iff:*

$$F(\mathbf{x}') \neq F\left(\left\langle \mathbf{x}_S, \mathbf{x}'_{\bar{S}} \right\rangle\right) \quad \forall S \subseteq C : S \neq \emptyset$$

where C is the set of features in \mathbf{x}' that are different from those in \mathbf{x} , i.e., $C = \{i \in \mathcal{F} : x_i \neq x'_i\}$.

Note that it is *always* possible to generate a maximally sparse counterfactual from *any* counterfactual (*independently* of the counterfactual generation technique) by selecting a (proper or improper) subset of the features in the counterfactual. We denote the set of such subsets of \mathcal{F} with $\text{MS}(\mathcal{F})$. For example, in the running example, 2 such subsets exist:

$$\text{MS}(\mathcal{F}) = \{\{1, 2\}, \{1, 3, 4\}\}.$$

We now prove that maximal sparsity is indeed sufficient for the equivalency of BIN-CF-SHAP and NORM-CF-FREQ.

Theorem 4.2. *Given a query instance \mathbf{x} , a set of counterfactuals \mathcal{X}' , the BIN-CF-SHAP values $\hat{\Phi}$ and the NORM-CF-FREQ explanation $\hat{\Psi}$ with respect to \mathcal{X}' :*

$$\mathcal{X}' \text{ are MAXIMALLY SPARSE} \quad \Rightarrow \quad \hat{\Phi} = \hat{\Psi}.$$

PROOF. See Appendix A. \square

Maximal sparsity allows us to draw an equivalency relationship between the two explanation types. However, while maximal sparsity of counterfactuals is easy to define, it is, nonetheless, a strong requirement. An obvious question that arises is if there exists a

weaker requirement allowing to draw the same equivalency relationship. We now introduce few notions that allows us to describe a weaker, yet more complex requirement on counterfactuals, that allows us to draw the same equivalency relationship.

Definition 4.3 (Weak Maximal Sparsity). *A counterfactual \mathbf{x}' for a query instance \mathbf{x} is weakly maximally sparse iff $\forall i \in C$:*

$$\exists S \subseteq C \setminus \{i\} : F\left(\left\langle \mathbf{x}_{S \cup \{i\}}, \mathbf{x}'_{\bar{S} \setminus \{i\}} \right\rangle\right) \neq F(\mathbf{x}')$$

where $C = \{i \in \mathcal{F} : x_i \neq x'_i\}$.

Intuitively, *weak maximal sparsity* requires that counterfactuals do not contain spurious features. We note that it is *always* possible to generate a weakly maximally sparse counterfactual from any counterfactual (*independently* of the counterfactual generation technique) by selecting a (proper or improper) subset of the features in the counterfactual. We denote the set of such subsets with $\text{WMS}(\mathcal{F})$. For the running example, three such subsets exist:

$$\text{WMS}(\mathcal{F}) = \{\{1, 2\}, \{1, 3, 4\}, \{1, 2, 3, 4\}\}.$$

Definition 4.4 (Equal Maximal Sparsity). *A counterfactual \mathbf{x}' for a query instance \mathbf{x} is equally maximally sparse iff:*

$$|C| = 1 \quad \vee \quad \forall i, j \in C, \quad \sum_{\substack{S \in \text{WMS}(\mathcal{F}) \\ i \in S}} \frac{\xi(S)}{|S|} = \sum_{\substack{S \in \text{WMS}(\mathcal{F}) \\ j \in S}} \frac{\xi(S)}{|S|}$$

where $C = \{i \in \mathcal{F} : x_i \neq x'_i\}$ and $\xi : 2^{\mathcal{F}} \rightarrow \mathbb{R}$ is:

$$\xi(S) = \begin{cases} 1 & \text{if } S \in \text{MS}(\mathcal{F}) \\ 1 - \sum_{T \in \text{WMS}(S)} \delta_T & \text{otherwise} \end{cases}$$

We note that equal maximally sparsity is not a simple condition to enforce on counterfactuals. In fact, requiring a counterfactual to be equal maximally sparse is, in practice, equivalent to requiring that the BIN-CF-SHAP values with respect to such single counterfactual must all be equal.

Theorem 4.5. *Given a query instance \mathbf{x} , and a counterfactual \mathbf{x}' , the BIN-CF-SHAP values $\hat{\Phi}$ and the NORM-CF-FREQ explanation $\hat{\Psi}$ with respect to \mathbf{x}' :*

$$\mathbf{x}' \text{ is EQUALLY MAXIMALLY SPARSE} \quad \Leftrightarrow \quad \hat{\Phi} = \hat{\Psi}.$$

PROOF. See Appendix A. \square

Since it can be proved that maximal sparsity implies equal maximal sparsity (see Proposition A.2), then Corollary 4.6 follows from Theorems 4.2 and 4.5 (see Appendix A for more details).

Corollary 4.6. *Given a query instance \mathbf{x} , a set of counterfactuals \mathcal{X}' , the BIN-CF-SHAP values $\hat{\Phi}$ and the NORM-CF-FREQ explanation $\hat{\Psi}$ with respect to \mathcal{X}' :*

$$\mathcal{X}' \text{ are EQUALLY MAXIMALLY SPARSE} \quad \Rightarrow \quad \hat{\Phi} = \hat{\Psi}.$$

We note that, by enforcing counterfactuals to be sparse and potentially less plausible, we follow the “true to the model” paradigm [12, 33] discussed in Section 2, wherein the goal is to understand the model reasoning and not the causal relationship between the features.

5 CONNECTING OTHER GAME-THEORETIC SOLUTION CONCEPTS AND COUNTERFACTUALS

In this section, we discuss the effects of querying the model with the binary decision function and using maximally sparse counterfactuals on game-theoretic interpretations of the explanation – as proposed in Section 3 – and how this allows us to extend Section 4 equivalency results to more game-theoretic solution concepts beyond Shapley values.

In particular, we will focus our analysis on the single-reference games in which the explanation game of SHAP can be decomposed [52]. The characteristic function of such games for BIN-CF-SHAP is defined as follows:

$$v_{\mathbf{x}'}(S) = F\left(\langle \mathbf{x}_S, \mathbf{x}'_{\mathcal{F}\setminus S} \rangle\right) \quad (\Delta)$$

Voting games. The use of the *binary* decision function F rather than the *continuous* function f means that the resulting single-reference games are more specifically *voting games*: games where the characteristics function are *voting rules* describing the winning and losing coalitions of players (features).

$$v : 2^{\mathcal{F}} \rightarrow \{0 \text{ (LOSE)}, 1 \text{ (WIN)}\}.$$

The winning coalitions of features are those preserving the query instance prediction $F(\mathbf{x}) = 1$, while the losing ones will give rise to a counterfactual.

The resulting BIN-CF-SHAP values are, more specifically then, the average Shapley-Shubik power index [71] over single-reference games. Concretely, the Shapley-Shubik power index measures the fraction of possible voting *sequences* in which a player (feature) casts the deciding vote, that is, the vote that first guarantees passage (same prediction) or failure (counterfactual).

Unanimity Games. The enforcement of maximal sparsity on counterfactuals in the single-reference voting games of BIN-CF-SHAP means that the counterfactual is valid iff all the modified features are present. Such games, where a group of players (features) have veto power and together they exert common dictatorship, are known more specifically as *unanimity games*.

Generalisation to solution concepts beyond Shapley values. Although the paper has so far focused on Shapley values because of its popularity in the XAI and machine learning communities, many other game-theoretic solution concepts exist. The result of Theorem 4.2 can be extended to any solution concept that equally distributes payoffs to the common dictators of *unanimity games*. We now formally define this property of a solution concept that we call *dictators-symmetry*.

Definition 5.1. A solution concept Γ is *dictators-symmetric* if for any *unanimity game* with common dictators C it holds that:

- $\Gamma_i = 1/|C|, \forall i \in C$, and
- $\Gamma_i = 0, \forall i \in \bar{C}$.

We now formally prove with Corollary 5.2 *maximal sparsity* of the counterfactuals is indeed a sufficient condition for the equivalency of NORM-CF-FREQ and any explanation that is a *dictators-symmetric* solution concept.

Corollary 5.2. *Given a query instance \mathbf{x} , a set of counterfactuals \mathcal{X}' and the NORM-CF-FREQ explanation $\hat{\Psi}$ with respect to \mathcal{X}' . If Γ is*

the average of dictators-symmetric solution concepts of the single-reference games then:

$$\mathcal{X}' \text{ are MAXIMALLY SPARSE} \implies \Gamma = \hat{\Psi}.$$

PROOF. This trivially follows from Theorem 4.2. See Appendix A for more details. \square

Solution concepts to which Corollary 5.2 applies include:

- the *Banzhaf value*, from the homonym Banzhaf power index [5, 14, 61], measuring the fraction of the possible voting *combinations* in which a player casts the deciding vote;
- the *Deegan-Packel power index* [17, 18] that equally divides the power to the members of minimum winning coalitions;
- the *Holler-Packel public good index* [31, 32] measuring the fraction of minimum winning coalitions of which a player is a part.

This generalisation of our results to more game-theoretic solution concepts is especially *important* in light of the criticisms raised to Shapley values in game theory [57] as well as in XAI [44]. In particular, the use of alternative solution concepts has been recently investigated, e.g., Banzhaf values [15, 36] and it has been identified as a possible way to better align explanations with their applications' goals, e.g., feature selection [23] or time series [90].

6 EXPERIMENTS

In order to understand the effects of the changes to connect SHAP and counterfactuals presented in this paper, we run 2 sets of experiments:

- (1) We run an ablation study. We measure the **explanations difference** (for every step in Figure 1).
- (2) We compute some popular **explanations metrics** that have been used to evaluate feature importance explanations in the literature.

We run experiments on three publicly available datasets widely used in the XAI literature: **HELOC** [21] (Home Equity Line Of Credit), **Lending Club** [48] and **Adult** [7] (1994 U.S. Census Income). For each dataset, we trained a (non-linear) *XGBoost* model [13]. We chose to train booting ensemble of tree-based models because, in the context of classification for tabular data, they are deemed as state-of-the-art in terms of performance [74]. However, we emphasise that the theoretical results of this paper are model agnostic, i.e. they do *not* depend on the type of model. We refer to Appendix B for more details on the experimental setup.

We used TreeSHAP [49], KernelSHAP [50] and CFSHAP [2] and an in-house implementation of CF-FREQ to generate the feature importance explanations. Similarly to Albini et al. [2], we used K -NN with $K = 100$ and the Manhattan distance over the quantile space as distance metric to generate counterfactuals.

We remark that the results presented in this paper (and in particular those in Sections 4 and 5) hold **independently of the algorithm that is used to generate (maximally sparse) counterfactuals**. In fact, counterfactuals are only used to generate the background dataset for CF-Freq and SHAP-based feature importance.

As pointed out in Albini et al. [2], the choice of K -NN as the technique for the generation of counterfactuals in the context of the experiments allows to analyse the resulting feature importance

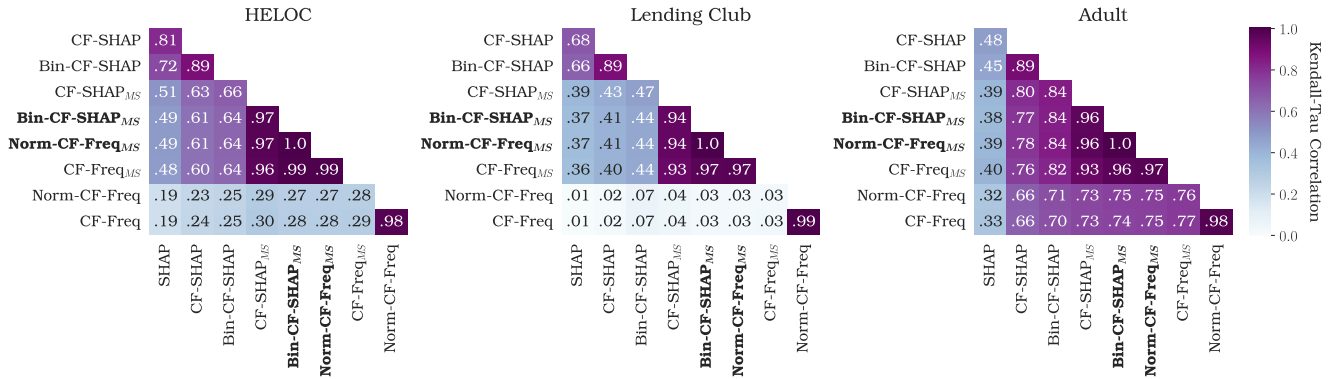


Figure 2: Average pair-wise Kendall-Tau Rank Correlation between explanations for different datasets. (MS) Indicates explanations with maximally sparse counterfactuals.

explanations performance separating it from the performance of the underlying counterfactual generation engine used to generate its background dataset.

To generate *maximally sparse* counterfactuals we devised an exhaustive search algorithm that generates the closest maximally sparse counterfactual for each (non-maximally sparse) counterfactual passed to the feature importance explanations. We refer to Appendix B.4 for more details about the algorithm.

Explanations Difference. In order to draw a connection between CF-SHAP and CF-FREQ, in Sections 3 and 4, we presented three changes to the existing explanations:

- (1) querying the model using F ;
- (2) normalising CF-FREQ explanation;
- (3) using maximally sparse counterfactuals.

To understand the extent to which such changes impacted the explanations, we compute the pairwise Kendall-Tau rank correlation between the explanations for 1000 examples.

Results - Figure 2 show the results. We note that:

- (A) While the normalisation only slightly effects explanations ($\tau = 0.97-0.99$), imposing maximal sparsity on the counterfactuals always has a significant effect on the resulting explanations ($\tau = 0.03-0.84$). This is consistent with results in the literature showing the large effects of the baseline on the explanations [80].
- (B) The use of maximally sparse counterfactuals causes greater changes in the explanations in the frequentist family ($\tau = 0.03-0.77$) compared to SHAP-based explanations (0.43-0.84). This is coherent with what we presented in Section 3.3: CF-SHAP already distinguishes between necessary, sufficient and spurious features but CF-FREQ does not. Hence, the use of maximally sparse counterfactuals will have a greater effect on CF-FREQ.
- (C) Querying the model with the binary prediction gives rise to more similar explanations when maximally sparse counterfactuals are used ($\tau = 0.94-0.97$) than otherwise ($\tau = 0.89$). This is expected: when using maximally sparse counterfactuals, the removal of any feature will invalidate the counterfactual, and therefore greatly reduce the model output (at least

below the decision threshold). Such difference in output will tend to be closer (compared to using non-maximally sparse counterfactuals) to that obtained when using the binary prediction (i.e., always 1).

Explanations Metrics. To understand how the changes proposed in Sections 3 and 4 impact CF-FREQ and CF-SHAP explanations we evaluated 4 metrics: [2, 55].

- *necessity* which measures the percentage of valid counterfactuals that can be generated when allowing only the top- k features (according to a feature importance) to be modified;
- *sufficiency* which measures the percentage of *invalid* counterfactuals that can be generated when allowing all the features but the top- k to be modified;
- *counterfactual-ability* improvement which measures how often the proximity of counterfactuals induced by the explanations is better than that of SHAP. Counterfactuals are induced from the explanations by changing the top- k features in the most promising direction (according to counterfactuals); The proximity is measured in terms of *total quantile shift* [84];
- *plausibility* improvement which measures how often the plausibility of the same induced counterfactuals is better than that of SHAP. Concretely, the plausibility is measured as the density of the region in which they lie based on the distance from their 5 nearest neighbours.

According to the framework of actual causality [29, 63] the assumption underpinning the definition of necessity and sufficiency is that the model output should change more when features with higher importance are modified (necessity) and it should change less when they are kept at their current value (sufficiency). The assumption behind counterfactual-ability and plausibility [2] is that an explanation should suggest a way to plausibly change the decision with minimal cost (higher counterfactual-ability).

Results - Figure 3 shows the results. We note that:

- (A) SHAP-based techniques do not have considerably different performance along any of the metrics. The most important difference among the explanations of this class is in terms

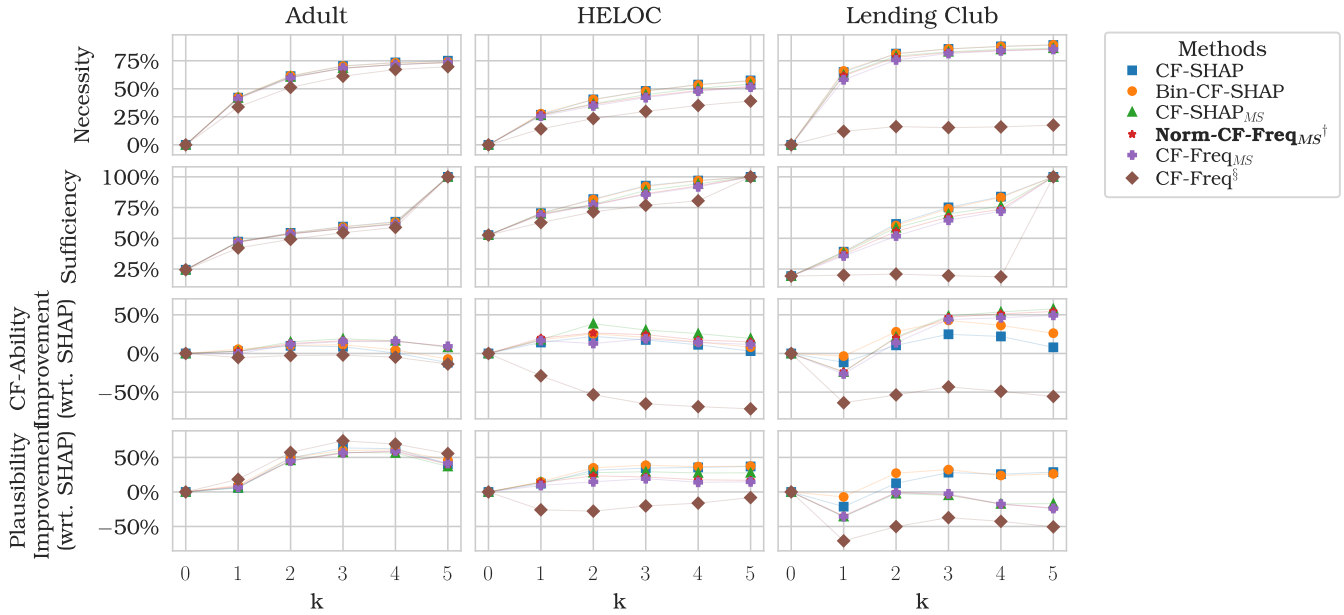


Figure 3: Metrics of explanations for different dataset (the higher the better). (MS) Indicates explanations with maximally sparse counterfactuals; (†) we report results only for NORM-CF-FREQ_{MS} and not BIN-CF-SHAP_{MS} as they are equivalent (Theorem 4.2); (§) we omit the results for NORM-CF-FREQ as they are similar to those of CF-FREQ (KS-test $D_{max} < 5\%$).

of plausibility in the Lending Club dataset. This is not surprising: as discussed in Sections 2 and 4 and in [72], the enforcement of sparsity may give rise to less plausible explanations;

- (B) frequentist-based techniques, on the contrary, have substantially different performance. This is consistent with what we discussed in Sections 3.3 and 4: CF-FREQ explanations are unable to discriminate between features in a counterfactual that are spurious, necessary for its validity or just part of a sufficient set to make it valid.

We emphasise that, if the goal of the explanation is to determine what features are important to change the prediction such that they are “true to the model” [12], these results further warn against using “frequentist” feature importance approaches (as CF-FREQ) without a sparsity constraint as they cannot differentiate between modified features in the counterfactuals that are *really used by the model*, and those that are not, as we highlighted in Section 3.3.

7 CONCLUSION AND FUTURE WORK

In this paper, we connected game theory-based feature attributions including (but not limited to) SHAP values and “frequentist” approaches to counterfactual feature importance using the fraction of counterfactuals that have a modified value.

In particular, we proved that by applying specific operations, they can be shown to be equivalent. We discussed the effect of such an equivalency theoretically, and then showed empirically the impact on explanations. This analysis highlighted the limitations of “frequentist” approaches as feature importance technique and the important role of sparsity in counterfactual explanations.

This paper provides avenues that could spur future research.

Firstly, it would be interesting to analyse the connection between power indices using only minimum winning coalitions, e.g., Deegan-Packel’s [17] and Holler-Packel’s [31], and the property of maximal and weak maximal sparsity of counterfactuals proposed in this paper. More broadly, analysing if and how the game-theoretical interpretation of SHAP-based explanations aligns with the goal of the explanations would be of great interest.

Secondly, investigating how the results of this paper reflect on feature importance and counterfactual explanations that adopt a causal view of the world represents a future direction of great interest, e.g., [1, 22, 24, 33, 67, 91].

Lastly, while in this paper we limited our analysis of the connection between feature attributions and counterfactuals to the resulting feature importance explanations, it would be interesting to establish a more general connection between these two classes of approaches (e.g., between the SHAP values and distances between inputs and counterfactuals), as well as techniques falling under other XAI paradigms.

ACKNOWLEDGMENTS

Disclaimer. This paper was prepared for informational purposes by the Artificial Intelligence Research group of JPMorgan Chase & Co. and its affiliates (“JP Morgan”), and is not a product of the Research Department of JP Morgan. JP Morgan makes no representation and warranty whatsoever and disclaims all liability, for the completeness, accuracy or reliability of the information contained herein. This document is not intended as investment research or investment advice, or a recommendation, offer or solicitation for the purchase or sale of any security, financial instrument, financial product or service, or to be used in any way for evaluating

the merits of participating in any transaction, and shall not constitute a solicitation under any jurisdiction or to any person, if such solicitation under such jurisdiction or to such person would be unlawful.

REFERENCES

- [1] Kjersti Aas, Martin Jullum, and Anders Løland. 2021. Explaining Individual Predictions When Features Are Dependent: More Accurate Approximations to Shapley Values. *Artificial Intelligence* 298 (2021), 103502.
- [2] Emanuele Albini, Jason Long, Danial Dervovic, and Daniele Magazzeni. 2022. Counterfactual Shapley Additive Explanations. In *Proceedings of the 2022 ACM Conference on Fairness, Accountability, and Transparency (FACT '22)*. Association for Computing Machinery, 1054–1070.
- [3] Emanuele Albini, Antonio Rago, Pietro Baroni, and Francesca Toni. 2020. Relation-Based Counterfactual Explanations for Bayesian Network Classifiers. In *Proceedings of the Twenty-Ninth International Joint Conference on Artificial Intelligence*. International Joint Conferences on Artificial Intelligence Organization, 451–457.
- [4] Emanuele Albini, Antonio Rago, Pietro Baroni, and Francesca Toni. 2021. Influence-Driven Explanations for Bayesian Network Classifiers. In *PRICAI 2021: Trends in Artificial Intelligence (Lecture Notes in Computer Science)*. Springer International Publishing, 88–100.
- [5] John F. III Banzhaf. 1964. Weighted Voting Doesn't Work: A Mathematical Analysis. *Rutgers Law Review* 19 (1964), 317.
- [6] Solon Barocas, Andrew D. Selbst, and Manish Raghavan. 2020. The Hidden Assumptions behind Counterfactual Explanations and Principal Reasons. In *Proceedings of the 2020 Conference on Fairness, Accountability, and Transparency (FAT* '20)*. ACM, 80–89.
- [7] Barry Becker. 1994. Adult Dataset: Extract of 1994 U.S. Income Census.
- [8] James Bergstra, Daniel Yamins, and David Cox. 2013. Making a Science of Model Search: Hyperparameter Optimization in Hundreds of Dimensions for Vision Architectures. In *Proceedings of the 30th International Conference on Machine Learning*. PMLR, 115–123.
- [9] Siddharth Bhatore, Lalit Mohan, and Y. Raghu Reddy. 2020. Machine Learning Techniques for Credit Risk Evaluation: A Systematic Literature Review. *Journal of Banking and Financial Technology* 4, 1 (2020), 111–138.
- [10] Umang Bhatt, Adrian Weller, and José M. F. Moura. 2020. Evaluating and Aggregating Feature-based Model Explanations. In *Proceedings of the 29th International Joint Conference on Artificial Intelligence (IJCAI)*, 3016–3022.
- [11] U.S. Consumer Financial Protection Bureau CFPB. 2018. Equal Credit Opportunity Act (Regulation B), 12 CFR Part 1002.
- [12] Hugh Chen, Joseph D. Janizek, Scott Lundberg, and Su-In Lee. 2020. True to the Model or True to the Data?. In *ICML Workshop on Human Interpretability in Machine Learning*. arXiv:2006.16234
- [13] Tianqi Chen and Carlos Guestrin. 2016. XGBoost: A Scalable Tree Boosting System. In *Proceedings of the 22nd ACM SIGKDD International Conference on Knowledge Discovery and Data Mining (KDD '16)*. Association for Computing Machinery, 785–794.
- [14] James Samuel Coleman. 1968. *Control of Collectivities and the Power of a Collectivity to Act*. Technical Report. RAND Corporation.
- [15] Ian C Covert, Scott Lundberg, and Su-In Lee. 2020. Feature Removal Is A Unifying Principle For Model Explanation Methods. In *NeurIPS ML-Retrospectives, Surveys & Meta-Analyses Workshop*.
- [16] Susanne Dandl, Christoph Molnar, Martin Binder, and Bernd Bischl. 2020. Multi-Objective Counterfactual Explanations. In *Parallel Problem Solving from Nature – PPSN XVI*. Vol. 12269. Springer International Publishing, 448–469.
- [17] J. Deegan and E. W. Packel. 1978. A New Index of Power for Simple-Person Games. *International Journal of Game Theory* 7, 2 (1978), 113–123.
- [18] John Deegan and Edward W. Packel. 1983. To the (Minimal Winning) Victors Go the (Equally Divided) Spoils: A New Power Index for Simple n-Person Games. In *Political and Related Models*. Springer, 239–255.
- [19] Pierre Dehez. 2017. On Harsanyi Dividends and Asymmetric Values. *International Game Theory Review* 19, 03 (2017), 1750012.
- [20] Rubén R. Fernández, Isaac Martín de Diego, Víctor Aceña, Javier M. Moguerza, and Alberto Fernández-Isabel. 2019. Relevance Metric for Counterfactuals Selection in Decision Trees. In *Intelligent Data Engineering and Automated Learning – IDEAL 2019*. Vol. 11871. Springer International Publishing, 85–93.
- [21] FICO Community. 2019. Explainable Machine Learning Challenge.
- [22] Christopher Frye, Damien de Mijolla, Tom Begley, Laurence Cowton, Megan Stanley, and Ilya Feige. 2021. Shapley Explainability on the Data Manifold. In *Proceedings of the 9th International Conference on Learning Representations (ICLR)*.
- [23] Daniel Fryer, Inga Strümke, and Hien Nguyen. 2021. Shapley Values for Feature Selection: The Good, the Bad, and the Axioms. *IEEE Access* 9 (2021), 144352–144360.
- [24] Sainyam Galhotra, Romila Pradhan, and Babak Salimi. 2021. Explaining Black-Box Algorithms Using Probabilistic Contrastive Counterfactuals. In *Proceedings of the 2021 International Conference on Management of Data*. ACM, 577–590.
- [25] GDPR. 2016. Regulation (EU) 2016/679 of the European Parliament and of the Council of 27 April 2016 on the Protection of Natural Persons with Regard to the Processing of Personal Data and on the Free Movement of Such Data, and Repealing Directive 95/46/EC (General Data Protection Regulation).
- [26] Amirata Ghorbani, Abubakar Abid, and James Zou. 2019. Interpretation of Neural Networks Is Fragile. *Proceedings of the 33rd AAAI Conference on Artificial Intelligence* 33, 01 (2019), 3681–3688.
- [27] Sorin Grigorescu, Bogdan Trasnea, Tiberiu Cocias, and Gigel Macesanu. 2020. A Survey of Deep Learning Techniques for Autonomous Driving. *Journal of Field Robotics* 37, 3 (2020), 362–386. arXiv:1910.07738
- [28] Riccardo Guidotti. 2022. Counterfactual Explanations and How to Find Them: Literature Review and Benchmarking. *Data Mining and Knowledge Discovery* (2022).
- [29] Joseph Y. Halpern. 2016. *Actual Causality*.
- [30] Goerge Charles Harsanyi. 1958. *A Bargaining Model for the Cooperative N-Person Game*. Ph. D. Dissertation.
- [31] Manfred J. Holler. 1978. A Priori Party Power and Government Formation: Esimerkinä Suomi.
- [32] Manfred J. Holler and Edward W. Packel. 1983. Power, Luck and the Right Index. *Zeitschrift für Nationalökonomie / Journal of Economics* 43, 1 (1983), 21–29. jstor:41798164
- [33] Dominik Janzing, Lenon Minorics, and Patrick Bloebaum. 2020. Feature Relevance Quantification in Explainable AI: A Causal Problem. In *Proceedings of the Twenty Third International Conference on Artificial Intelligence and Statistics (AISTATS)*. PMLR, 2907–2916.
- [34] Anna Jobin, Marcello Ienca, and Effy Vayena. 2019. The Global Landscape of AI Ethics Guidelines. *Nature Machine Intelligence* 1, 9 (2019), 389–399.
- [35] Kentaro Kanamori, Takuya Takagi, Ken Kobayashi, and Yuichi Ike. 2022. Counterfactual Explanation Trees: Transparent and Consistent Actionable Recourse with Decision Trees. In *Proceedings of the 25th International Conference on Artificial Intelligence and Statistics (AISTATS)*. PMLR, 1846–1870.
- [36] Adam Karczmarz, Tomasz Michalak, Anish Mukherjee, Piotr Sankowski, and Piotr Wygocki. 2022. Improved Feature Importance Computation for Tree Models Based on the Banzhaf Value. In *Proceedings of the 38th Conference on Uncertainty in Artificial Intelligence (UAI)*. PMLR, 969–979.
- [37] Amir-Hossein Karimi, G. Barthe, B. Balle, and Isabel Valera. 2020. Model-Agnostic Counterfactual Explanations for Consequential Decisions. In *Proceedings of the 23rd International Conference on Artificial Intelligence and Statistics (AISTATS)*.
- [38] Amir-Hossein Karimi, Gilles Barthe, Bernhard Schölkopf, and Isabel Valera. 2022. A Survey of Algorithmic Recourse: Contrastive Explanations and Consequential Recommendations. *Comput. Surveys* 55, 5 (2022), 95:1–95:29.
- [39] Amir-Hossein Karimi, Julius von Kügelgen, Bernhard Schölkopf, and Isabel Valera. 2020. Algorithmic Recourse under Imperfect Causal Knowledge: A Probabilistic Approach. In *Proceedings of the 34th Annual Conference on Neural Information Processing Systems (NeurIPS)*. 265–277. arXiv:2006.06831
- [40] Mark T. Keane, Eoin M. Kenny, Eoin Delaney, and Barry Smyth. 2021. If Only We Had Better Counterfactual Explanations: Five Key Deficits to Rectify in the Evaluation of Counterfactual XAI Techniques. In *Proceedings of the Thirtieth International Joint Conference on Artificial Intelligence*. International Joint Conferences on Artificial Intelligence Organization, 4466–4474.
- [41] Maurice Kendall and Jean D. Gibbons. 1990. *Rank Correlation Methods* (fifth ed.). A Charles Griffin Title.
- [42] Eoin M. Kenny and Mark T. Keane. 2021. On Generating Plausible Counterfactual and Semi-Factual Explanations for Deep Learning. *Proceedings of the AAAI Conference on Artificial Intelligence* 35, 13 (2021), 11575–11585.
- [43] Satyapriya Krishna, Tessa Han, Alex Gu, Javin Pombra, Shahin Jabbari, Steven Wu, and Himabindu Lakkaraju. 2022. The Disagreement Problem in Explainable Machine Learning: A Practitioner's Perspective. arXiv:2202.01602
- [44] I. Elizabeth Kumar, Suresh Venkatasubramanian, Carlos Scheidegger, and Sorelle A. Friedler. 2020. Problems with Shapley-value-based Explanations as Feature Importance Measures. In *Proceedings of the 37th International Conference on Machine Learning (ICML '20)*. JMLR.org, 5491–5500.
- [45] Aditya Lahiri, Kamran Alipour, Ehsan Adeli, and Babak Salimi. 2022. Combining Counterfactuals With Shapley Values To Explain Image Models. In *ICML 2022 Workshop on Responsible Decision Making in Dynamic Environments*. arXiv. arXiv:2206.07087
- [46] Jana Lang, Martin Giese, Winfried Ilg, and Sebastian Otte. 2022. Generating Sparse Counterfactual Explanations For Multivariate Time Series. arXiv:2206.00931
- [47] Thibault Laugel, Marie-Jeanne Lesot, Christophe Marsala, Xavier Renard, and Marcin Detyniecki. 2019. The Dangers of Post-hoc Interpretability: Unjustified Counterfactual Explanations. In *Proceedings of the Twenty-Eighth International Joint Conference on Artificial Intelligence*. International Joint Conferences on Artificial Intelligence Organization, 2801–2807.
- [48] Lending Club. 2019. Lending Club Loans.
- [49] Scott M. Lundberg, Gabriel Erion, Hugh Chen, Alex DeGrave, Jordan M. Prutkin, Bala Nair, Ronit Katz, Jonathan Himmelfarb, Nisha Bansal, and Su-In Lee. 2020. From Local Explanations to Global Understanding with Explainable AI for Trees.

- Nature Machine Intelligence* 2, 1 (2020), 56–67.
- [50] Scott M Lundberg and Su-In Lee. 2017. A Unified Approach to Interpreting Model Predictions. In *Proceedings of the 31st Annual Conference on Neural Information Processing Systems (NIPS)*. 4768–4777.
- [51] Aniek F. Markus, Jan A. Kors, and Peter R. Rijnbeek. 2021. The Role of Explainability in Creating Trustworthy Artificial Intelligence for Health Care: A Comprehensive Survey of the Terminology, Design Choices, and Evaluation Strategies. *Journal of Biomedical Informatics* 113 (2021), 103655.
- [52] Luke Merrick and Ankur Taly. 2020. The Explanation Game: Explaining Machine Learning Models Using Shapley Values. In *Proceedings of 2020 International Cross-Domain Conference for Machine Learning and Knowledge Extraction (CD-MAKE)*. 17–38. arXiv:1909.08128
- [53] Tim Miller. 2019. Explanation in Artificial Intelligence: Insights from the Social Sciences. *Artificial Intelligence* 267 (2019), 1–38.
- [54] Sina Mohseni, Niloofar Zarei, and Eric D. Ragan. 2021. A Multidisciplinary Survey and Framework for Design and Evaluation of Explainable AI Systems. *ACM Transactions on Interactive Intelligent Systems* 11, 3-4 (2021), 24:1–24:45.
- [55] R. K. Mothilal, Divyat Mahajan, Chenhao Tan, and Amit Sharma. 2021. Towards Unifying Feature Attribution and Counterfactual Explanations: Different Means to the Same End. In *AIES '21: Proceedings of the 2021 AAAI/ACM Conference on AI, Ethics, and Society*. 652–663.
- [56] Ramaravind K. Mothilal, Amit Sharma, and Chenhao Tan. 2020. Explaining Machine Learning Classifiers through Diverse Counterfactual Explanations. In *Proceedings of the 2020 Conference on Fairness, Accountability, and Transparency (FAT* '20)*. Association for Computing Machinery, 607–617.
- [57] Martin J. Osborne and Ariel Rubinstein. 1994. *A Course in Game Theory*. MIT Press.
- [58] Ioannis Papanonis and Vaishak Belle. 2022. Principled Diverse Counterfactuals in Multilinear Models. arXiv:2201.06467
- [59] Martin Pawelczyk, Klaus Broelemann, and Gjergji Kasneci. 2020. On Counterfactual Explanations under Predictive Multiplicity. In *Proceedings of the 36th Conference on Uncertainty in Artificial Intelligence (UAI)*. PMLR, 809–818.
- [60] Martin Pawelczyk, Teresa Datta, Johannes van-den-Heuvel, Gjergji Kasneci, and Himabindu Lakkaraju. 2022. Probabilistically Robust Recourse: Navigating the Trade-offs between Costs and Robustness in Algorithmic Recourse. In *Proceedings of the 11th International Conference on Learning Representations (ICLR) 2023*. arXiv:2203.06768
- [61] L. S. Penrose. 1946. The Elementary Statistics of Majority Voting. *Journal of the Royal Statistical Society* 109, 1 (1946), 53–57. jstor:2981392
- [62] Hans Peters. 2008. *Game Theory: A Multi-Leveled Approach*. Springer.
- [63] Vitali Petsiuk, Abir Das, and Kate Saenko. 2018. RISE: Randomized Input Sampling for Explanation of Black-box Models. In *Proceedings of the British Machine Vision Conference (BMVC)*. arXiv. arXiv:1806.07421
- [64] Rafael Poyiadzi, Kacper Sokol, Raul Santos-Rodriguez, Tijn De Bie, and Peter Flach. 2020. FACE: Feasible and Actionable Counterfactual Explanations. In *Proceedings of the AAAI/ACM Conference on AI, Ethics, and Society*. 344–350. arXiv:1909.09369
- [65] Marco Tulio Ribeiro, Sameer Singh, and Carlos Guestrin. 2016. "Why Should I Trust You?": Explaining the Predictions of Any Classifier. In *Proceedings of the 22nd ACM SIGKDD International Conference on Knowledge Discovery and Data Mining*. ACM, 1135–1144.
- [66] Pau Rodriguez, Massimo Caccia, Alexandre Lacoste, Lee Zamparo, Issam Laradji, Laurent Charlin, and David Vazquez. 2021. Beyond Trivial Counterfactual Explanations with Diverse Valuable Explanations. In *2021 IEEE/CVF International Conference on Computer Vision (ICCV)*. IEEE, 1036–1045.
- [67] Fabrizio Russo and Francesca Toni. 2022. Causal Discovery and Injection for Feed-Forward Neural Networks. arXiv:2205.09787
- [68] Alessia Sarica, Andrea Quattrone, and Aldo Quattrone. 2022. Introducing the Rank-Biased Overlap as Similarity Measure for Feature Importance in Explainable Machine Learning: A Case Study on Parkinson's Disease. In *Brain Informatics (Lecture Notes in Computer Science)*. Springer International Publishing, 129–139.
- [69] Andrew D. Selbst and Solon Barocas. 2018. The Intuitive Appeal of Explainable Machines. *Fordham Law Review* 87, 1085 (2018).
- [70] Lloyd Stowell Shapley. 1951. Notes on the N-Person Game-II: The Value of an n-Person Game. *Project Rand, U.S. Air Force* (1951).
- [71] L. S. Shapley and Martin Shubik. 1954. A Method for Evaluating the Distribution of Power in a Committee System. *The American Political Science Review* 48, 3 (1954), 787–792. jstor:1951053
- [72] Shubham Sharma, Alan H. Gee, Jette Henderson, and Joydeep Ghosh. 2022. FASTER-CE: Fast, Sparse, Transparent, and Robust Counterfactual Explanations. arXiv:2210.06578
- [73] Shubham Sharma, Jette Henderson, and Joydeep Ghosh. 2020. CERTIFAI: A Common Framework to Provide Explanations and Analyse the Fairness and Robustness of Black-box Models. In *Proceedings of the AAAI/ACM Conference on AI, Ethics, and Society*. ACM, 166–172.
- [74] Ravid Shwartz-Ziv and Amitai Armon. 2022. Tabular Data: Deep Learning Is Not All You Need. *Information Fusion* 81 (2022), 84–90.
- [75] Barry Smyth and Mark T. Keane. 2021. *A Few Good Counterfactuals: Generating Interpretable, Plausible and Diverse Counterfactual Explanations*. Technical Report. arXiv:2101.09056
- [76] C. Spearman. 1987. The Proof and Measurement of Association between Two Things. *The American Journal of Psychology* 100, 3/4 (1987), 441–471. jstor:1422689
- [77] Thomas Spooner, Danial Dervovic, Jason Long, Jon Shepard, Jiahao Chen, and Daniele Magazzeni. 2021. Counterfactual Explanations for Arbitrary Regression Models. In *ICML '21 Workshop on Algorithmic Recourse*. arXiv:2106.15212
- [78] Ilia Stepin, Jose M. Alonso, Alejandro Catala, and Martin Pereira-Farina. 2021. A Survey of Contrastive and Counterfactual Explanation Generation Methods for Explainable Artificial Intelligence. *IEEE Access* 9 (2021), 11974–12001.
- [79] Erik Strumbelj and Igor Kononenko. 2010. An Efficient Explanation of Individual Classifications Using Game Theory. *Journal of Machine Learning Research* 11, 1 (2010), 1–18.
- [80] Pascal Sturmfels, Scott Lundberg, and Su-In Lee. 2020. Visualizing the Impact of Feature Attribution Baselines. *Distill* 5, 1 (2020), e22.
- [81] Mukund Sundararajan and Amir Najmi. 2020. The Many Shapley Values for Model Explanation. In *Proceedings of the 37th International Conference on Machine Learning (ICML)*. 11.
- [82] Mukund Sundararajan, Ankur Taly, and Qiqi Yan. 2017. Axiomatic Attribution for Deep Networks. In *Proceedings of the 34th International Conference on Machine Learning (ICML)*. PMLR, 3319–3328.
- [83] Sohini Upadhyay, Shalmali Joshi, and Himabindu Lakkaraju. 2021. Towards Robust and Reliable Algorithmic Recourse. *NeurIPS 2021 Poster* (2021), 12.
- [84] Berk Ustun, Alexander Spangher, and Yang Liu. 2019. Actionable Recourse in Linear Classification. *Proceedings of the Conference on Fairness, Accountability, and Transparency* (2019), 10–19. arXiv:1809.06514
- [85] René van den Brink and Gerard van der Laan. 1998. Axiomatizations of the Normalized Banzhaf Value and the Shapley Value. *Social Choice and Welfare* 15, 4 (1998), 567–582.
- [86] Arnaud Van Looveren and Janis Klaise. 2021. Interpretable Counterfactual Explanations Guided by Prototypes. In *Machine Learning and Knowledge Discovery in Databases. Research Track: European Conference, ECML PKDD 2021, Bilbao, Spain, September 13–17, 2021, Proceedings, Part II*. Springer-Verlag, 650–665.
- [87] Manuela Veloso, Tucker Balch, Daniel Borrajo, Prashant Reddy, and Sameena Shah. 2021. Artificial Intelligence Research in Finance: Discussion and Examples. *Oxford Review of Economic Policy* 37, 3 (2021), 564–584.
- [88] Suresh Venkatasubramanian and Mark Alfano. 2020. The Philosophical Basis of Algorithmic Recourse. In *Proceedings of the 2020 Conference on Fairness, Accountability, and Transparency*. ACM, 284–293.
- [89] Sahil Verma, Varich Boonsanong, Minh Hoang, Keegan E. Hines, John P. Dickerson, and Chirag Shah. 2020. Counterfactual Explanations and Algorithmic Recourses for Machine Learning: A Review. (2020).
- [90] Mattia Villani, Joshua Lockhart, and Daniele Magazzeni. 2022. Feature Importance for Time Series Data: Improving KernelSHAP.
- [91] Julius von Kügelgen, Amir-Hossein Karimi, Umang Bhatt, Isabel Valera, Adrian Weller, and Bernhard Schölkopf. 2022. On the Fairness of Causal Algorithmic Recourse. In *Proceedings of the 36th AAAI Conference on Artificial Intelligence (AAAI)*. arXiv:2010.06529
- [92] Sandra Wachter, Brent Mittelstadt, and Chris Russell. 2017. Counterfactual Explanations Without Opening the Black Box: Automated Decisions and the GDPR. *SSRN Electronic Journal* (2017).
- [93] William Webber, Alistair Moffat, and Justin Zobel. 2010. A Similarity Measure for Indefinite Rankings. *ACM Transactions on Information Systems* 28, 4 (2010), 20:1–20:38.
- [94] H. P. Young. 1985. Monotonic Solutions of Cooperative Games. *International Journal of Game Theory* 14, 2 (1985), 65–72.
- [95] Kun-Hsing Yu, Andrew L. Beam, and Isaac S. Kohane. 2018. Artificial Intelligence in Healthcare. *Nature Biomedical Engineering* 2, 10 (2018), 719–731.

A THEORETICAL RESULTS

In this appendix we report additional theoretical results together with the proofs of the results in Section 4 that have been omitted from the main text for space and clarity of exposition reasons.

A.1 Omitted Proofs

We start by formally proving Theorems 4.2 and 4.5. We note that in the following proofs we will make use Shapley values axioms and properties as efficiency, null-player and symmetry. This are basic properties in the game theory literature, we refer the reader to Peters's game theory book [62, Chapter 17] or Shapley's seminal work [70] for their formal definitions.

Theorem 4.2. *Given a query instance x , a set of counterfactuals \mathcal{X}' , the BIN-CF-SHAP values $\hat{\Phi}$ and the NORM-CF-FREQ explanation $\hat{\Psi}$ with respect to \mathcal{X}' :*

$$\mathcal{X}' \text{ are MAXIMALLY SPARSE} \implies \hat{\Phi} = \hat{\Psi}.$$

PROOF. Let's start by recalling that SHAP values calculation can be decomposed in the calculation of the SHAP values of single-reference games [52]:

$$\hat{\Phi}_i = \mathbb{E}_{x' \sim \mathcal{X}'} [\hat{\Phi}_i^{x'}] \quad \text{where} \quad \hat{\Phi}_i^{x'} = \sum_{S \subseteq \mathcal{F} \setminus \{i\}} w(S) [v_{x'}(S \cup \{i\}) - v_{x'}(S)], \quad v_{x'}(S) = F(\langle x_S, x'_{\mathcal{F} \setminus S} \rangle)$$

We note that proving the thesis is equivalent to proving the following.

$$\hat{\Phi}_i^{x'} = \hat{\Psi}_i^{x'} \quad \forall x' \in \mathcal{X}', \forall i \in \mathcal{F} \quad (\Delta)$$

For each counterfactuals $x' \in \mathcal{X}'$, let's now consider the set of features that have been modified C and its complement \bar{C} :

$$C = \{i \in \mathcal{F} : x'_i \neq x_i\} \quad \bar{C} = \{i \in \mathcal{F} : x'_i = x_i\}$$

Proving Δ is then equivalent to prove that $\forall x' \in \mathcal{X}'$:

- (1) $\forall i \in \bar{C}, \hat{\Phi}_i^{x'} = \hat{\Psi}_i^{x'} = 0$;
- (2) $\forall i \in C, \hat{\Phi}_i^{x'} = \hat{\Psi}_i^{x'} = 1$ if $|C| = 1$.
- (3) $\forall i \in C, \hat{\Phi}_i^{x'} = \hat{\Psi}_i^{x'} = 1/|C|$ if $|C| > 1$.

Let's start by first proving (1). It is trivial to observe that for all the features in \bar{C} removing them has no effect because their value is equal in both the query instance and the counterfactual:

$$\forall i \in \bar{C}, \forall S \subseteq \mathcal{F} \setminus \{i\}, v_{x'}(S \cup \{i\}) - v_{x'}(S) = 0.$$

Coincidentally, this is the definition of a *null-player* (feature) therefore, by the null-player property of Shapley values, it follows that $\hat{\Phi}_i^{x'} = 0, \forall i \in \bar{C}$. This proves (1).

In order to prove (2), let us now recall that by the *efficiency* axiom of Shapley values, the attributions of the features must add up to the prediction of the model. Therefore – since the features in C are the only one with non-zero attribution – it follows that:

$$\sum_{i \in C} \hat{\Phi}_i^{x'} = 1. \quad (\text{A})$$

If $|C| = 1$ then (2) trivially follows from (A).

We will now prove (3). Let us now recall that, since x' is maximally sparse by hypothesis, removing any of the features from the counterfactual will make it invalid:

$$\forall i \in C, \forall S \subset \mathcal{F} \setminus C, v(S \cup C) = 1 \wedge v(S \cup (C \setminus \{i\})) = 0.$$

This implies that all the features in C will have the same effect on the model prediction if removed:

$$\forall i, j \in C : i \neq j, x'_i \neq x_i, x'_j \neq x_j, \forall S \subseteq \mathcal{F} \setminus \{i, j\}, v(S \cup \{i\}) = v(S \cup \{j\}).$$

This is the definition of symmetric players (features) therefore, by the *symmetry* axiom of Shapley values, it follows that:

$$\hat{\Phi}_i^{x'} = \hat{\Phi}_j^{x'}, \forall i, j \in C. \quad (\text{B})$$

Then (3) follows from (B) and (A).

The thesis then follows. \square

Theorem 4.5. *Given a query instance x , and a counterfactual x' , the BIN-CF-SHAP values $\hat{\Phi}$ and the NORM-CF-FREQ explanation $\hat{\Psi}$ with respect to x' :*

$$x' \text{ is EQUALLY MAXIMALLY SPARSE} \Leftrightarrow \hat{\Phi} = \hat{\Psi}.$$

PROOF. We note that proving the thesis is equivalent to proving the following.

$$\hat{\Phi}_i = \hat{\Psi}_i \quad \forall i \in \mathcal{F} \quad (\Delta)$$

Let's now consider the set of features that have been modified C and its complement \bar{C} :

$$C = \{i \in \mathcal{F} : x'_i \neq x_i\} \quad \bar{C} = \{i \in \mathcal{F} : x'_i = x_i\}$$

Proving Δ is then equivalent to prove that $\forall x' \in \mathcal{X}'$:

- (1) $\forall i \in \bar{C}, \hat{\Phi}_i^{x'} = \hat{\Psi}_i^{x'} = 0$;
- (2) $\forall i \in C, \hat{\Phi}_i^{x'} = \hat{\Psi}_i^{x'} = 1$ if $|C| = 1$.
- (3) $\forall i \in C, \hat{\Phi}_i^{x'} = \hat{\Psi}_i^{x'} = 1/|C|$ if $|C| > 1$.

We will now proceed by first proving (1).

It is trivial to observe that for all the features in \bar{C} removing them has no effect because their value is equal in both the query instance and the counterfactual:

$$\forall i \in \bar{C}, \forall S \subseteq \mathcal{F} \setminus \{i\}, v_{x'}(S \cup \{i\}) - v_{x'}(S) = 0.$$

Coincidentally, this is the definition of a *null-player* (feature) therefore, by the null-player property of Shapley values, it follows that $\Phi_i^{x'} = 0, \forall i \in \bar{C}$. This proves (1).

In order to prove (2), let us now recall that by the *efficiency* axiom of Shapley values, the attributions of the features must add up to the prediction of the model. Therefore — since the features in C are the only one with non-zero attribution — it follows that:

$$\sum_{i \in C} \hat{\Phi}_i^{x'} = 1. \quad (\text{A})$$

then (2) trivially follows from (A).

In order to prove (3), let us now recall that Shapley values can be computed using the Harsanyi dividends [30]:

$$\hat{\Phi}_i = \sum_{\substack{S \in 2^{\mathcal{F}} \setminus \emptyset \\ i \in S}} \frac{\Delta_S}{|S|} \quad (\text{C})$$

where Δ_S , called *Harsanyi dividends*, are defined recursively as follows:

$$\Delta_S = \begin{cases} v(S) & \text{if } |S| = 1 \\ v(S) - \sum_{T \subset S} \Delta_T & \text{otherwise} \end{cases}. \quad (\otimes)$$

Let us also recall that equal maximal sparsity requires all the counterfactuals x' to be such that:

$$|C| = 1 \vee \forall i, j \in C, \sum_{\substack{S \in \text{WMS}(\mathcal{F}) \\ i \in S}} \frac{\xi(S)}{|S|} = \sum_{\substack{S \in \text{WMS}(\mathcal{F}) \\ j \in S}} \frac{\xi(S)}{|S|}$$

where $\xi : 2^{\mathcal{F}} \rightarrow \mathbb{R}$ is defined as follows:

$$\xi(S) = \begin{cases} 1 & \text{if } S \in \text{MS}(\mathcal{F}) \\ 1 - \sum_{T \in \text{WMS}(S)} \delta_T & \text{otherwise} \end{cases}$$

and where we recall that:

- $\text{MS}(S)$ is the set of all the (proper or improper) subsets of S that give rise to a maximally sparse counterfactual:

$$\text{MS}(S) = \{T \subseteq S : \langle x_T, x'_T \rangle \text{ is maximally sparse}\};$$

- $\text{WMS}(S)$ is the set of all the (proper or improper) subsets of S that give rise to a weak maximally sparse counterfactual:

$$\text{WMS}(S) = \{T \subseteq S : \langle x_T, x'_T \rangle \text{ is weakly maximally sparse}\}.$$

We note that if we prove that:

$$\text{C.I } \Delta_S = 1 \quad \forall S \in \text{MS}(\mathcal{F})$$

$$\text{C.II } \Delta_S = 0 \quad \forall S \in \mathcal{F} \setminus \text{WMS}(\mathcal{F})$$

then, by Definition 4.4 and the definition of Shapley values with the Harsanyi dividends (\odot), (3) follows and, in turn, the thesis follows.

Let's then prove (C.I). If $S \in \text{MS}(\mathcal{F})$, by the definition of the set $\text{MS}(\mathcal{F})$, it holds that $\langle \mathbf{x}_{\mathcal{F} \setminus S}, \mathbf{x}'_S \rangle$ is a maximally sparse counterfactual. Therefore, it trivially follows, from Definition 4.1, that:

$$v(S) = 1 \quad \text{and} \quad \forall T \subset S, v(T) = 0$$

Then, by the Harsanyi dividends definition (\otimes), (C.I) follows.

We now prove C.II. If $S \in \mathcal{F} \setminus \text{WMS}(\mathcal{F})$ and $S \subset T : T \in \text{MS}(\mathcal{F})$, then it trivially follows that $\Delta_S = 0$.

If that is not the case, then $S \supset T : T \in \text{MS}(S)$ and it must contain at least a feature $i \in S$ such that i is spurious, or in more formally such that:

$$\forall i \in \bar{C}, \forall S \subseteq \mathcal{F} \setminus \{i\}, v_{\mathbf{x}'}(S \cup \{i\}) - v_{\mathbf{x}'}(S) = 0.$$

Note that this is the definition of a *null-player*. Therefore, by Remark 4 in Dehez [19] – stating that “a player is null iff the dividends associated to coalitions containing that player are all equal to zero.” – C.II follows.

Then the thesis follows. \square

Corollary 4.6. *Given a query instance \mathbf{x} , a set of counterfactuals \mathcal{X}' , the BIN-CF-SHAP values $\hat{\Phi}$ and the NORM-CF-FREQ explanation $\hat{\Psi}$ with respect to \mathcal{X}' :*

$$\mathcal{X}' \text{ are EQUALLY MAXIMALLY SPARSE} \quad \Rightarrow \quad \hat{\Phi} = \hat{\Psi}.$$

PROOF. The corollary follows trivially from Theorem 4.5. \square

A.2 Sparsity

As mentioned in Section 4, the different notions of sparsity of counterfactuals defined in this paper are theoretically connected between each others. In particular, maximal sparsity implies equal maximal sparsity that, in turn, implies weak maximal sparsity. We now formally prove such relationships between these three properties of counterfactuals that we defined in Section 4.

Proposition A.1 (Maximal Sparsity \Rightarrow Weak Maximal Sparsity). *If \mathbf{x}' is maximally sparse then \mathbf{x}' is also weakly maximally sparse. And more in general, if for any $T \subseteq \mathcal{F}$, if $S \in \text{MS}(T)$ then $S \in \text{WMS}(T)$.*

PROOF. The result follows trivially from Definition 4.3. \square

Proposition A.2 (Maximal Sparsity \Rightarrow Equal Maximal Sparsity). *If \mathbf{x}' is maximally sparse then \mathbf{x}' is equal maximally sparse.*

PROOF. By Definitions 4.1 and 4.3, it follows that if \mathbf{x} is maximally sparse than $\text{MS}(\mathcal{F}) = \text{WMS}(\mathcal{F})$.

Therefore the following holds $\forall i \in C$ where $C = \{i \in \mathcal{F} : \mathbf{x}_i \neq \mathbf{x}'_i\}$:

$$\sum_{\substack{S \in \text{WMS}(\mathcal{F}) \\ i \in S}} \frac{\xi(S)}{|S|} = \sum_{\substack{S \in \text{MS}(\mathcal{F}) \\ i \in S}} \frac{\xi(S)}{|S|}$$

Also, by Definition 4.4, we can substitute $\xi(S)$, therefore:

$$\sum_{\substack{S \in \text{WMS}(\mathcal{F}) \\ i \in S}} \frac{\xi(S)}{|S|} = \sum_{\substack{S \in \text{MS}(\mathcal{F}) \\ i \in S}} \frac{1}{|S|}$$

which is a constant, thus the thesis follows. \square

Proposition A.3 (Equal Maximal Sparsity \Rightarrow Weak Maximal Sparsity). *If \mathbf{x}' is equal maximally sparse then \mathbf{x}' is weak maximally sparse.*

PROOF. Let's consider $C = \{i \in \mathcal{F} : \mathbf{x}_i \neq \mathbf{x}'_i\}$. If $|C| = 1$ then the thesis follows trivially. If instead $|C| > 1$ and \mathbf{x}' is equally maximally sparse, by Theorem 4.5, it follows that:

$$\hat{\Phi}_i = \frac{1}{|C|}$$

Now, if we assume, ad absurdum, \mathbf{x}' is not weakly maximally sparse, then it means that C contains at least a spurious features which gets a non-zero feature attribution. This is absurd given that $\hat{\Phi}_i$ is a Shapley value and thus satisfy the *null-property* of Shapley values, by which a null-player (spurious feature) always get zero attribution. \square

A.3 Additional Results

In Section 3.2 we mentioned how the efficiency property [62] can be reduced to a simpler form for BIN-CF-SHAP feature attributions. We now formally prove such result in Proposition A.4.

Proposition A.4. *In the context of BIN-CF-SHAP, the efficiency property of Shapley values simplifies to the following expression.*

$$\sum_{i \in \mathcal{F}} \hat{\phi}_i = 1$$

PROOF. Let's recall that the efficiency property of Shapley values requires: [70]

$$\sum_{i \in \mathcal{F}} \phi_i = v(\mathbf{x}) - v(\emptyset)$$

where v is the characteristics function of the game for which we are computing Shapley values.

In particular, in the context of BIN-CF-SHAP values for which the characteristics function is defined as follows (see Definition 3.1):

$$v(S) = \mathbb{E}_{\mathbf{x}' \sim \mathcal{X}'} \left[F \left(\langle \mathbf{x}_S, \mathbf{x}'_{\mathcal{F} \setminus S} \rangle \right) \right]$$

the efficiency property simplifies to the following expression:

$$\sum_{i \in \mathcal{F}} \phi_i = F(\mathbf{x}) - \mathbb{E}_{\mathbf{x}' \in \mathcal{X}'} [F(\mathbf{x}')].$$

Since all \mathbf{x} is the query instance, and $\mathbf{x}' \in \mathcal{X}'$ are counterfactuals, by Definition 3.1, then it follows that:

$$\sum_{i \in \mathcal{F}} \phi_i = 1 - 0 = 1.$$

which proves the thesis. □

B EXPERIMENTAL SETUP

Dataset	Features	Size		Decision Threshold*	Model Performance [†]		
		Train Set	Test Set		ROC-AUC	Recall	Accuracy [‡]
HELOC (Home Equity Line Of Credit)	23	6,909	2,962	0.4993	80.1%	72.8%	73.0%
Lending Club (Loan Data)	20	961,326	411,998	0.6367	69.6%	62.5%	72.17%
Adult (1994 US Census Income)	12	22,792	9,769	0.6811	92.3%	72.9%	86.6%

Table 1: Characteristics of the datasets and models used in the experiments. (*) The decision threshold is reported here in probability space (i.e., after passing the model output through a sigmoid); (†) performance metrics are computed on the test set.

B.1 Datasets and Models

To run the experiments we used 3 publicly available datasets. Table 1 describes in details the datasets.

We split the data using a stratified 70/30 *random* train/test split for HELOC and Adult. For Lending Club we split the data using a non-random 70/30 train/test split based on the loan issuance date (available in the original data).

We trained an XGBoost model [13] for each dataset. In particular, we run an hyperparameters search using Bayesian optimization using hyperopt [8] for 1000 iterations maximizing the average validation ROC-AUC under a 5-fold cross validation. To reduce model over-parameterization during the hyper-parameters optimization we penalized high model variance, i.e., for each cross-validation fold, instead of using AUC_{val} , we used $AUC_{val} + (AUC_{val} - AUC_{train})$ where AUC_{train} and AUC_{val} are the training and validation ROC-AUC, respectively.

To compute the decision threshold (t) we used a value such that the rate of positive prediction of the model (on the training set samples) was the same as the true rate of positive predictions (on the same samples). Table 1 shows the decision threshold and the performance of each model.

B.2 Feature Importance

We used the following implementation in order to compute explanations.

- **SHAP.** We used the TreeSHAP implementation [49] available through the TreeExplainer class in the shap package³ (for Python).
- **CF-SHAP.** We used CF-SHAP [2] available through the CFExplainer class in the cfshap package⁴ (for Python).
- **BINARY CF-SHAP.** We used CF-SHAP in combinations with the KernelSHAP [50] implementation available through the KernelExplainer class in the shap package. We used 10,000 kernel samples to generate the KernelSHAP approximation. We note that, since we used KernelSHAP, the resulting BINARY CF-SHAP explanations that we generated are an approximation of the exact Shapley values.
- **CF-FREQ.** Given its simplicity, we implemented from scratch the explanation logic following the explanation definition [55, 73].
- **NORMALISED CF-FREQ.** We implemented from scratch the explanation logic similarly to CF-FREQ.

We also remark, as mentioned in Section 2, that we used the “true-to-the-model” interventional (a.k.a., non-conditional) version of SHAP (default setting of shap and cfshap).

B.3 Counterfactuals

To compute the K -nearest neighbours we used the implementation available in `sklearn.neighbors`. To make our results indifferent to the size of the dataset we limited the k -nearest neighbours to be selected among a random sample of 10,000 samples from the training set.

B.4 Maximally Sparse Counterfactuals

In Section 4 we mentioned how it is always possible to generate a maximally sparse counterfactual from any counterfactual by selecting a subset of the features $C = \{i \in \mathcal{F} : x_i \neq x'_i\}$ that have been modified in the counterfactual. In particular, as described in Section 6, to run our experiments we devised an exhaustive search based algorithm. The pseudo-code for such algorithm is in Algorithm 1. At a high-level Algorithm 1 computes a maximally sparse counterfactual from any counterfactual as follows:

- It explores all the possible subset of features $T \subset C$ using depth-first search (implemented through recursion).
- It prunes the search when it encounter a subset \widehat{T} of features that does not give rise to a counterfactual; in this way it avoids to search any subset $Q \subset \widehat{T}$.
- After having generated $\mathcal{MS}(\mathcal{F})$ – the set of all the maximally sparse counterfactual that can be induced from x' – it computes their cost based on a cost function provided by the user, and returns the counterfactual with the minimum cost.
- In our experiments, as mentioned in Section 6, we used the *total quantile shift* [84] as cost function for counterfactuals.

³The shap package can be found at <https://github.com/slundberg/shap>

⁴The cfshap package can be found at <https://github.com/jpmorganchase/cf-shap>

Algorithm 1 Depth-first search-based algorithm to induce a maximally sparse counterfactual from any counterfactual

MAXSPARSE(x, x', \mathcal{F}, F)

Input: query instance x , counterfactual x' , set of all features \mathcal{F} , F model decision function

$C = \{i \in \mathcal{F} : x_i \neq x'_i\}$ \triangleright Let's isolate the features that have been modified.

$Fail = \{\}$ \triangleright Let's create a set for failed trials.

$Succ = \{C\}$ \triangleright Let's create a set for the successful trials.

MAXSPARSERECURSE($x, x', \text{null}, C, Succ, Fail, F$) \triangleright Let's run the search recursively.

\triangleright We now select the maximally sparse counterfactual with minimum cost

$x' = \text{null}$

$c' = \infty$

for $x'' \in Succ$ **do**

$c'' = \text{COST}(x, x'')$ \triangleright We compute the cost/proximity of the counterfactual

if $c'' < c'$ **or** x' **is null** **then**

$x' = x''$

$c' = c''$

end if

end for

Return x'

MAXSPARSERECURSE($x, x', x'^P, C, Succ, Fail, F$)

Input: query instance x , counterfactual x' , parent of the counterfactual x'^P , set of features C , successful trials $Succ$, failed trials $Fail$

if $F(x') \neq F(x)$ **then**

\triangleright We remove the parent and add the current x' to the successful trials.

if $x'^P \in Succ$ **then**

$Succ.remove(x'^P)$

end if

$Succ.add(x')$

\triangleright We now expand the search recursively by removing one more feature from the counterfactual.

for $i \in C$ **do**

$C' = C \setminus \{i\}$

$x'' = x'$

$x''_i = x_i$

if $x'' \notin Fail \wedge x'' \notin Succ$ **then**

MAXSPARSERECURSE($x, x'', x', C', Succ, Fail, F$)

end if

end for

else

$Fail.add(C)$

end if

B.5 Technical setup

The experiments were run using a c6i.32xlarge AWS virtual machine with 128 vCPUs (64 cores of 3.5 GHz 3rd generation Intel Xeon Scalable processor) and 256GB of RAM. XGBoost parameter nthread was set to 15. We used a Linux machine running Ubuntu 20.04. We used Python 3.8.13, shap 0.39.0, cfshap 0.0.2, sklearn 1.1.1 and xgboost 1.5.1.

B.6 Source Code

The source code to reproduce the experimental results in the paper will be made available at <https://www.emanuelealbini.com/cf-vs-shap-aies23>.

C EXPERIMENTAL RESULTS

C.1 Explanations Difference

In Section 6 we showed how the explanations generated using different techniques differ in terms of their average pairwise Kendall-Tau rank correlations [41]. Figures 4 to 7 show the same results for additional metrics commonly used in the literature to measure the difference between the rankings that feature importance explanations provide. In particular, we show the results for Feature Agreement [26], Rank Agreement [43], Spearman Rank Correlation [76] and Rank Biased Overlap [68, 93].

Results - We note that:

- In general, the results are consistent with the results in terms of Kendall-Tau correlation presented in Figure 2 in the main text.
- The results in terms feature and rank agreement suggest that explanations tend to be more similar in their the top-3 features by importance than in their top-10. This is consistent with the literature [43] that shows how different XAI techniques tend to agree more on the most important features when compared to those that are ranked as least important.

C.2 Counterfactual-ability and plausibility

The counterfactual-ability and plausibility metrics proposed in Albini et al. [2] have few hyper-parameters. In particular, they can be run using different strategies to induce a recourse from a feature importance explanations (called *action functions*) and different ways to evaluate the cost of the recourse (called *cost functions*). We refer the reader to Albini et al. [2] for more details on the evaluation metrics and the hyper-parameters.

The results we reported in Figure 3 in the main text were obtained using *random recourse* and *total quantile shift cost*. To show the robustness of our evaluation under different action functions and cost functions we run the same experiments with the alternative definitions of cost and action functions that have been proposed in [2].

In particular, in this appendix we report the results under the following alternative assumptions:

- random recourse and quantile shift cost with L2 norm;
- proportional recourse and total quantile shift cost;
- proportional recourse and total quantile shift cost under L2 norm.

Results - Figure 8 shows the results which are indeed consistent with those presented in Section 6.

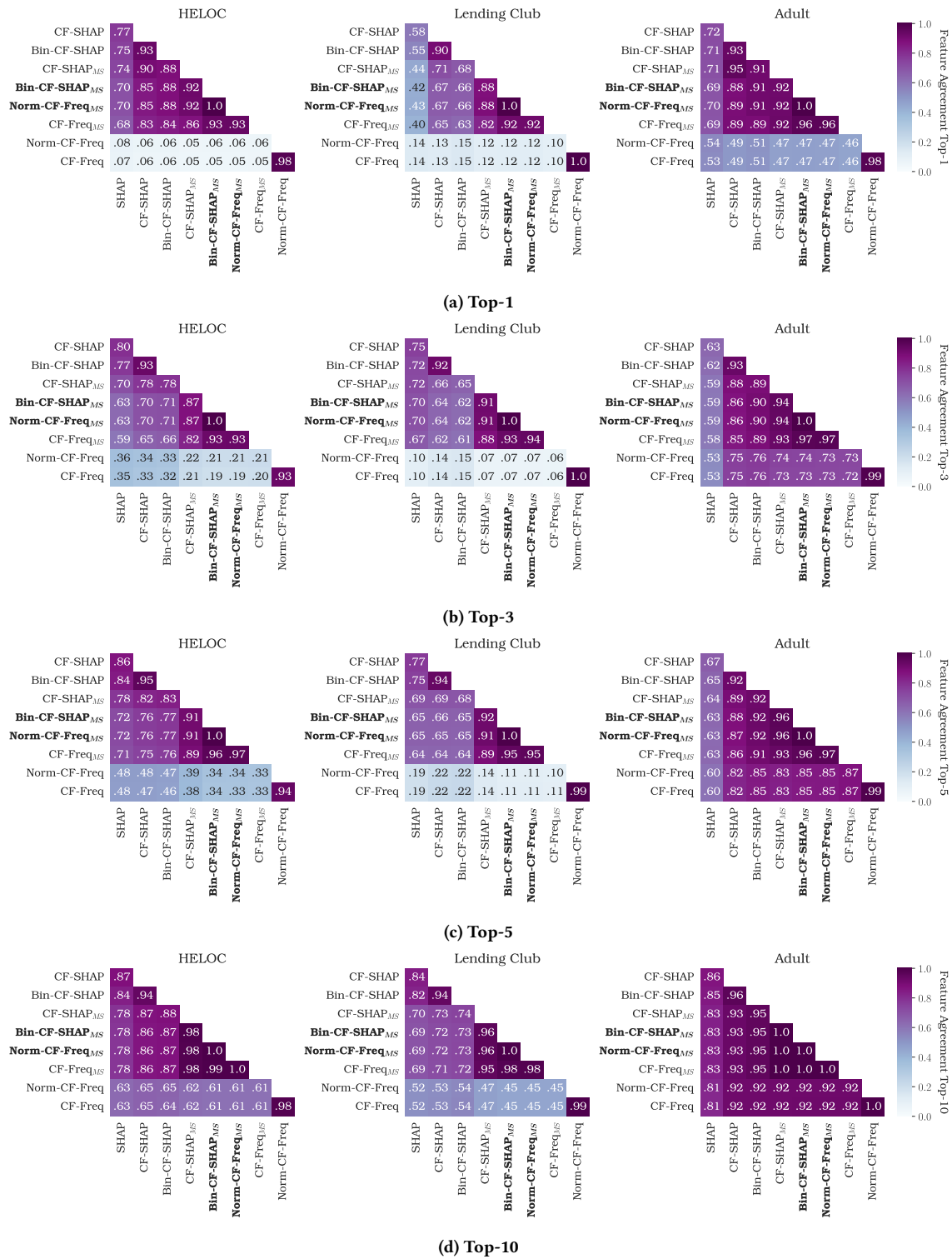


Figure 4: Average pairwise Feature Agreement between explanations for different datasets. See Appendix C.1 for more details.

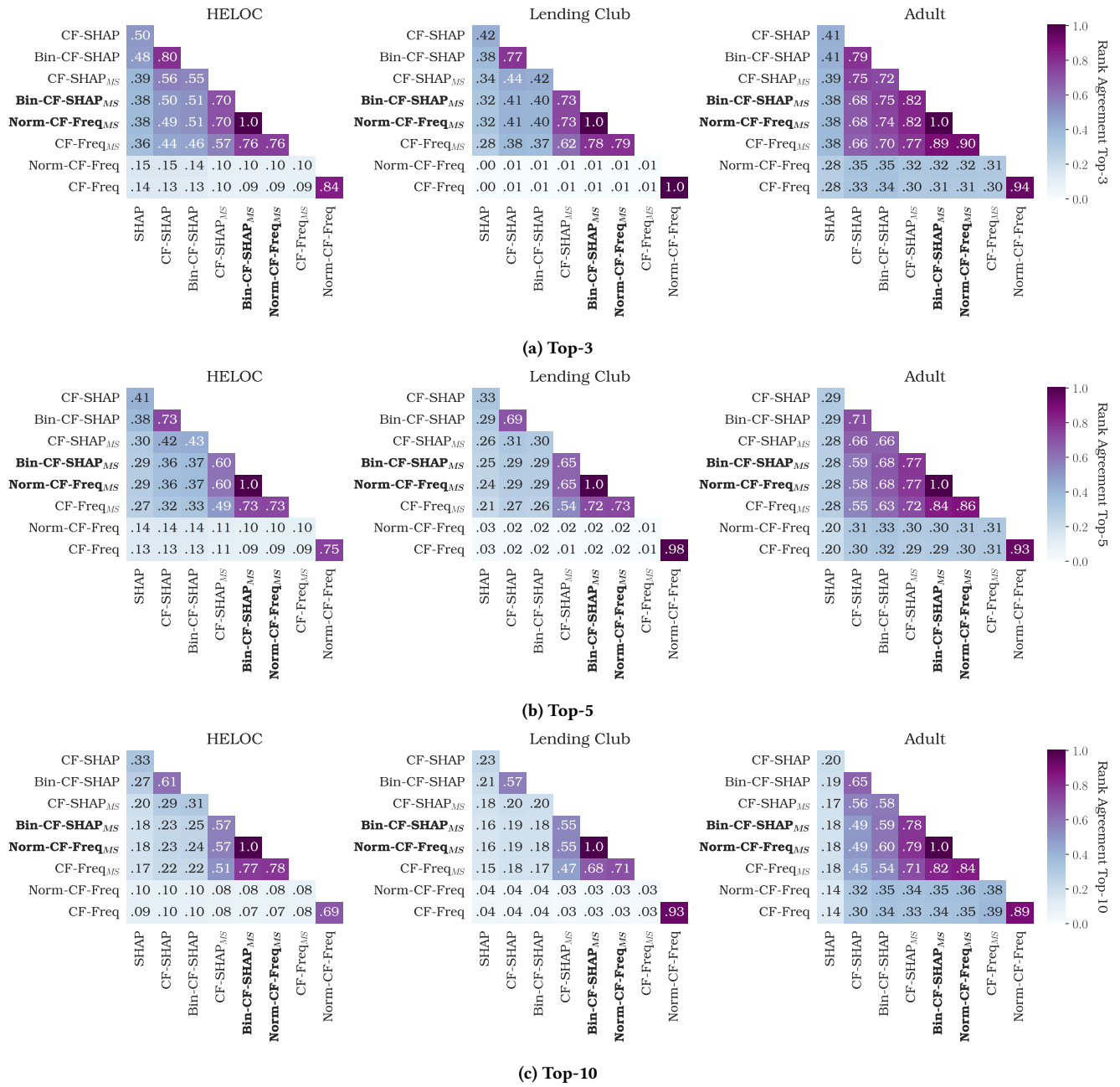


Figure 5: Average pairwise Rank Agreement between explanations for different datasets. See Appendix C.1 for more details.




Figure 6: Average pairwise Spearman rank correlation between explanations for different datasets. See Appendix C.1 for more details.




Figure 7: Average pairwise Rank Biased Overlap between explanations for different datasets. See Appendix C.1 for more details.

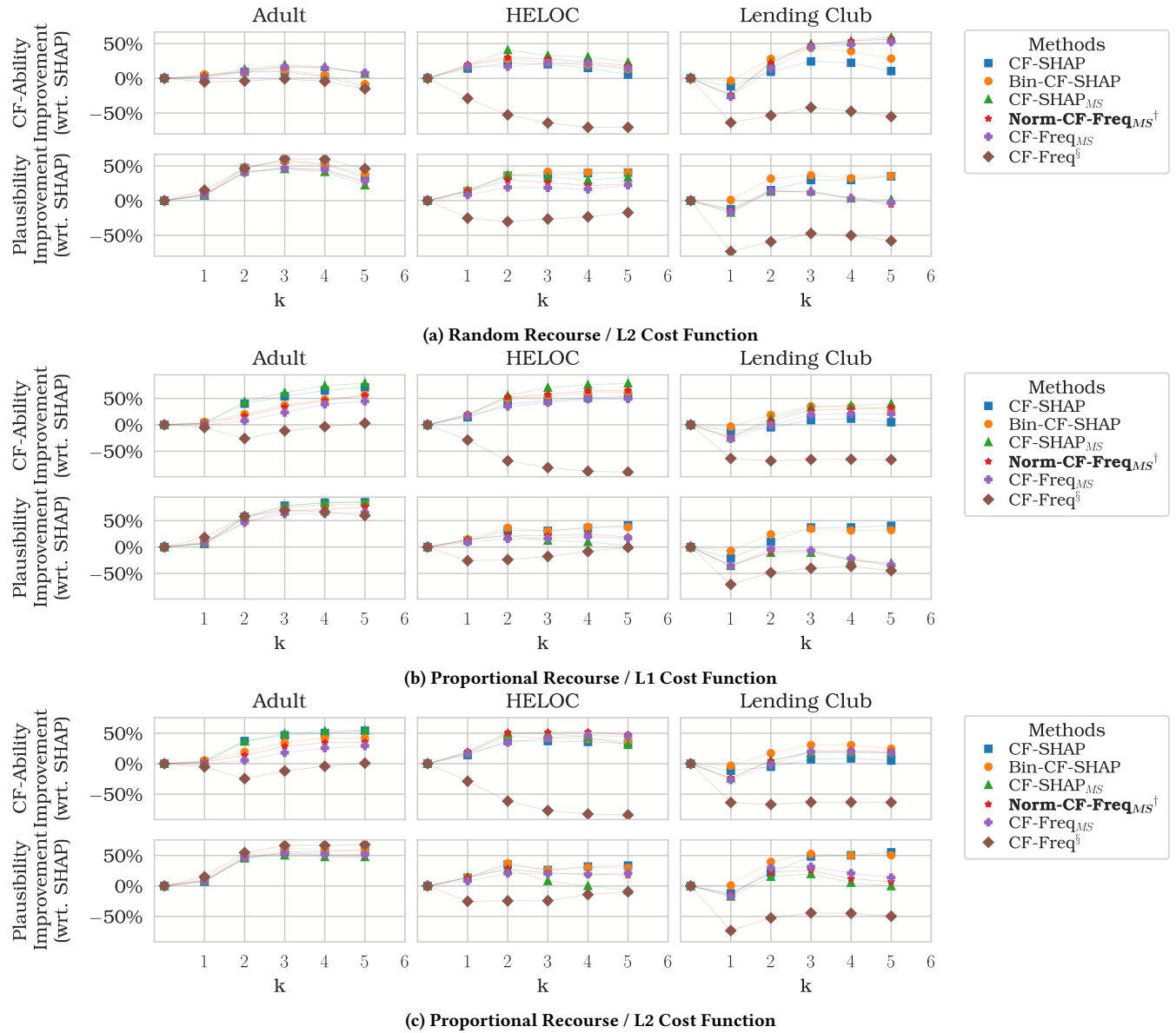


Figure 8: Counterfactual-ability and plausibility improvement (the higher the better) with respect to SHAP under different assumptions of recourse strategy and cost of counterfactuals. See Appendix C.1 for more details.