

---

# TPU AS CRYPTOGRAPHIC ACCELERATOR

---

Rabimba Karanjai

Sangwon Shin

Xinxin Fan

Lin Chen

Tianwei Zhang

Taeweon Suh

Weidong Shi

Lei Xu

## ABSTRACT

Polynomials defined on specific rings are heavily involved in various cryptographic schemes, and the corresponding operations are usually the computation bottleneck of the whole scheme. We propose to utilize TPU, an emerging hardware designed for AI applications, to speed up polynomial operations and convert TPU to a cryptographic accelerator. We also conduct preliminary evaluation and discuss the limitations of current work and future plan.

## 1 Introduction

In the last decades, a large number of cryptographic tools with fascinating features have been developed, such as Fully Homomorphic Encryption (FHE) [7, 8], Zero-Knowledge Proof (ZKP) [10, 5], and Post-Quantum Cryptography (PQC) [6]. Although these schemes are different from almost all perspectives like security features and constructions, they share one similarity in terms of computation, i.e., most of their operations involve polynomial calculations, which are defined over specific algebra structures. Usually, these polynomial-related computation comprises a large portion of the entire computation cost.

PQC falls into the category of asymmetric cryptography and is relatively expensive. Although it is not a big issue for a modern computer to run them a few times, it is still a large burden when a large number of instances need to be executed. On the other hand, some of these emerging cryptographic schemes like FHE and ZKP are computationally intensive, and performance has become a major obstacle to their adoption in practice. To fully utilize these cryptographic tools, one important aspect is to improve the performance of the schemes by accelerating the underlying basic polynomial operations, especially multiplications.

Many works have been done on improving the polynomial multiplication from the algorithm perspective, such as Karatsuba multiplication [15] and number theoretic transform-based multiplication [19]. Implementation is another important way to improve performance. Besides improving the algorithms and software implementation on general-purpose CPU, researchers also explored the possibility of utilizing specific hardware like GPU and Field Programmable Gate Array (FPGA) to accelerate polynomial operations [25, 20]. One emerging computation hardware that is largely ignored is the Tensor Processing Unit (TPU). TPU was originally proposed by Google to meet the explosive computation power demand of Artificial Intelligence (AI) applications and has been proven to be a big success. Many TPU designs have been proposed since then, especially for the edge computing scenario. Compared with GPU and FPGA, TPU has its unique advantages. On one hand, it is closer to Application-Specific Integrated Circuits (ASIC) and can significantly accelerate specific operations with low energy costs. On the other hand, TPU still provides a certain level of flexibility and allows end users to program it.

While widely used for AI applications, there is little effort exploring other applications of TPU. To the best of our knowledge, this is the first work to investigate the use of TPU for cryptography-related operations. Specifically, we consider the problem of using TPU to accelerate polynomial multiplications involved in various cryptographic schemes. To fully leverage the large number of multiply-and-accumulate units (MACs) that are implemented as a systolic array architecture of a TPU, we convert polynomial multiplications to matrix multiplications. The existing design of TPU considers the characteristics of typical AI applications, and cannot handle the converted matrix multiplication efficiently/directly because of the size of the matrix and its elements. To overcome these challenges, we propose to use a carefully selected residue number system (RNS) for polynomial coefficients representation and divide large matrices into smaller ones. To verify the feasibility of using existing TPUs for cryptographic operation acceleration, we implement a prototype of Google’s cloud-based TPU service and corresponding software development tools. The

experiment results show that TPU is a promising accelerator for a wide range of cryptographic schemes. Since existing TPU software development tools are optimized for AI applications and only provide programmers limited control of the hardware, there is a large room for further performance improvement.

From the algorithmic perspective, the polynomial multiplication using coefficient representation has higher computation complexity than the point-value representation with FFT tricks. But it is still worth investigation as it does not have any special requirements on the underlying algebra structure and is still efficient when the polynomial degree is not so large.

In summary, the contributions of the paper include:

- We design key technologies to enable the utilization of TPU for polynomial multiplications in a variety of cryptographic schemes;
- We develop a prototype using existing TPU hardware and software to demonstrate the feasibility of the design;
- Last but not least, the design and implementation methods given in the paper can be reused for other potential cryptographic computation acceleration with TPU.

## 2 Overview of TPU

Tensor Processing Unit (TPU) is a type of Application-Specific Integrated Circuits (ASICs) for AI applications. It was first proposed by Google [14] to accelerate deep neural network-based model inference. While there are several design variants, all major TPUs share a similar architecture, as depicted in Figure 1.

Rather than tightly integrated with CPUs, most TPUs work as a coprocessor on the I/O bus so they can be easily plugged into existing servers. To further simplify the hardware design, a TPU usually passively receives instructions from the host server. Besides the control and storage components, a major part of the device is a Matrix Multiply Unit, which is implemented as a systolic array. This unit can perform  $256 \times 256$  multiply-and-accumulate (MAC) operations on signed or unsigned integers, which are essential for matrix multiplications. The dedicated and optimized circuit is believed to be much faster and more power-efficient than CPU and GPU on MAC operations. According to [14], a Haswell server equipped with the original version of Google TPU can achieve 92 TOPS/s with a TDP of 861W, while the server itself can only achieve 2.6 TOPS/s with a TDP of 504W. In addition to the Matrix Multiplicity Unit, there is another useful computation unit, the vector unit (referred to as activation unit in Figure 1), which is used for general computations such as activations and softmax. After the first generation of TPU, Google has released three revised versions with the latest version of V4 [13].

## 3 Methodology

Many modern cryptographic tools offer various attractive features, such as proving a statement without disclosing the corresponding secret (Zero-Knowledge Proof), conducting arithmetic operations on ciphertexts (Fully Homomorphic Encryption), and quantum-safe KEM/digital signature schemes (Post-Quantum Cryptography). A lot of works have been done to fully utilize these powerful tools and improve their performance, especially for those that are computationally expensive.

These cryptographic schemes can offer completely different functions and are constructed in different ways, but there are a few common arithmetic operations that comprise most of the computation cost, such as multiple scalar multiplication (MSM) on elliptic curves and polynomial multiplication. Researchers have developed many ways to accelerate these basic operations, with improved algorithms, better software implementations, and dedicated hardware. Another attractive approach is utilizing existing commodity hardware other than CPUs to accelerate computing. Two popular candidates are Field Program Gate Array (FPGA) and Graphic Processing Unit (GPU), which have been used for a wide range of cryptographic-related operations including MSM [1] and polynomial multiplication [3].

Compared with FPGA and GPU, TPU is less flexible from a programming perspective. To the best of our knowledge, this work is the first one that investigates the application of TPU as a cryptographic accelerator. More specifically, we investigate the way of using TPU for polynomials multiplications. The performance of a large number of cryptographic schemes is dominated by various

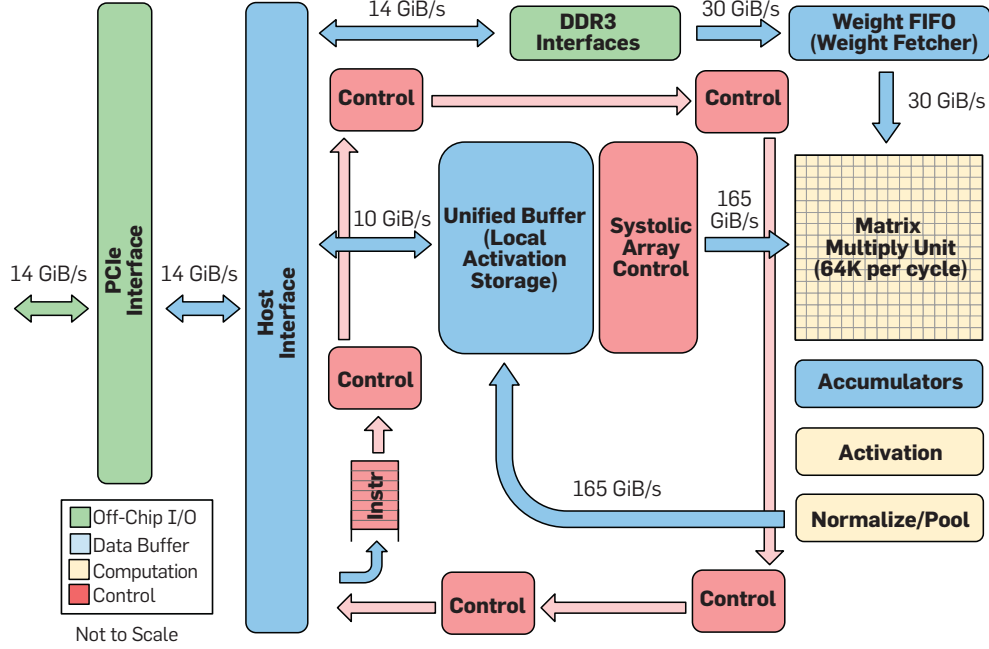


Figure 1: The architecture diagram of the original Google TPU [14].

### 3.1 Polynomials Used in Cryptography and Their Operations

Most polynomials used in cryptographic schemes are defined in a polynomial ring  $\mathbb{Z}_q[x]/(x^n + 1)$ . In practice,  $n$  is usually chosen as a power of 2, making  $x^n + 1$  a cyclotomic polynomial;  $q$  is an integer and does not need to be a prime number, i.e.  $\mathbb{Z}_q$  does not need to be a prime field. A polynomial  $f(x) \in \mathbb{Z}_q[x]/(x^n + 1)$  is in the form

$$f(x) = a_0x^0 + a_1x^1 + \dots + a_{n-1}x^{n-1}, a_i \in \mathbb{Z}_q, i = 0, \dots, n-1. \quad (1)$$

The two operations defined on the ring are polynomial addition and multiplication. Polynomial addition is straightforward, i.e., two corresponding coefficients are added together and then taken modulo by  $q$ . Multiplication is more complex and consumes most of the computation time. We review two common ways for multiplication, which are closely related to the representation of polynomials.

- Multiplication with coefficient representation.** Coefficient representation is a natural way to store a polynomial, as demonstrated in Eq. (1). When two polynomials defined in  $\mathbb{Z}_q[x]/(x^n + 1)$  are stored using coefficient representation, a straightforward approach is first multiplying them as if they are defined in  $\mathbb{Z}[x]$ , and then reducing the polynomial by taking modulo  $x^n + 1$  and  $q$  to obtain the final result. One disadvantage of this approach is that the intermediate result has a degree of at most  $2n - 2$  with coefficients as large as  $(q - 1)^2$ . We may integrate these modulo operations into the multiplication to save some time. The complexity of a straightforward multiplication is  $O(n^2)$ , and using some techniques like Karatsuba algorithm can bring down the complexity to the level of  $O(n^{\log_2 3})$  [15].
- Multiplication with value representation.** Another common way to store a polynomial is using value representation. For the polynomial  $f(x)$  given in Eq. (1) represented with coefficients, one can evaluate it at  $n$  different values for  $x$ , and store all these pairs  $(x_1, y_1 = f(x_1)), (x_2, y_2 = f(x_2)), \dots, (x_n, y_n = f(x_n))$ . If we always use  $x_i = i, i = 1, 2, \dots, n$  for evaluating a polynomial,  $x_i$  can be ignored and only  $y_i$ s need to be stored. These pairs (or  $y_i$ ) fully determine the polynomial and we can convert them back to coefficient representation using Lagrange interpolation. The multiplication of polynomials stored using value representation is easy, i.e., we only need to perform an element-wise multiplication. As most cryptography schemes use polynomials with coefficient representation, one needs to convert them to value representations first. A straightforward way of conversion is evaluating a polynomial at each given value, and the complexity of each evaluation is  $O(n)$ . Since the polynomial is evaluated at  $n$  values, the overall complexity is  $O(n^2)$ , which is more expensive than the multiplication operation in value representation. Because the multiplication result may need to be involved in other cryptographic operations, we usually need to convert it back to coefficient

representation. This inverse operation can be done using straightforward Lagrange interpolation, and its complexity is also  $O(n^2)$ . When the two parameters  $q$  and  $n$  of  $\mathbb{Z}_q[x]/(x^n + 1)$  meet certain requirements, the conversion and reverse conversion can leverage number theoretic transform (NTT), and the complexity is reduced to the level of  $O(n \log n)$ .

Because of the lower computation complexity, multiplication using value representation receives a lot of attention. However, this approach has several limitations: (i) The lower computation complexity does not guarantee faster execution in practice. NTT is faster for relatively large polynomial degrees. When the cryptography schemes use polynomials with low degrees, the difference between these two multiplication methods is small, and value representation can be even slower. (ii) Restrictions on  $\mathbb{Z}_q[x]/(x^n + 1)$ . The low computation complexity of multiplication using value representation relies on the applicability of NTT, and requires the polynomials to be NTT-friendly, i.e., . While there are some works on loosing these requirements [9], it is hard to get rid of them completely. These requirements restrict the parameter selection for the cryptography scheme, which is not desirable. (iii) Compatibility with the hardware processor. Value representation-based multiplication can be implemented as software but it does not guarantee that the software can fully utilize the underlying hardware capability.

Considering all these limitations, it is better to also consider polynomial multiplication using coefficient representation. In this work, we focus on the polynomial multiplications defined in  $\mathbb{Z}_q[x]/(x^n + 1)$  using coefficient representation.

### 3.2 Converting Polynomial Multiplication to Matrix Operations

As discussed in Section 2, TPU is designed to accelerate the inference operation in a deep neural network, especially the matrix operation. Therefore, we need to convert polynomial multiplications described in Section 3.1 to matrix multiplications to utilize a TPU for polynomial operations.

**Example 1.** Considering two degree-2 polynomials defined over  $R_q = \mathbb{Z}_q[x]/(x^3 + 1)$ ,  $a(x) = a_0x^0 + a_1x^1 + a_2x^2$  and  $b(x) = b_0x^0 + b_1x^1 + b_2x^2$ . The multiplication process can be converted to a vector-matrix multiplication operation as follows:

$$(a_0, a_1, a_2) \times \begin{bmatrix} b_0 & b_1 & b_2 \\ -b_2 & b_0 & b_1 \\ -b_1 & -b_2 & b_0 \end{bmatrix} = \begin{bmatrix} a_0b_0 - a_1b_2 - a_2b_1 \\ a_0b_1 + a_1b_0 - a_2b_2 \\ a_0b_2 + a_1b_1 + a_2b_0 \end{bmatrix}. \quad (2)$$

The vector on the right side of Eq. (2) presents the multiplication result, i.e.,  $(a_0b_0 - a_1b_2 - a_2b_1)x^0 + (a_0b_1 + a_1b_0 - a_2b_2)x^1 + (a_0b_2 + a_1b_1 + a_2b_0)x^2$ . Note that all coefficients here need to take modulo  $q$ . The matrix on the left side of Eq. (2) is determined by the modular polynomial  $x^n + 1$  and the polynomial  $b(x)$ .

When the moduli polynomial is set to  $x^n + 1$ , the modular operation is simpler than a general modulus polynomial. Without lose of generality, we assume the original multiplication result is  $\sum_{i=0}^{2n-2} c_i x^i$ . For a term  $c_d x^d$  in the multiplication result with a degree  $d \geq n$ , we subtract the coefficient  $c_d$  from the  $(d - n)$ th term, i.e.,  $(c_{d-n} - c_d)x^{d-n}$ , to obtain the reduced result. Following this idea, we can convert the multiplication into matrix multiplication format with moduli polynomial  $x^n - 1$  as follows:

$$(a_0, a_1, \dots, a_{n-1}) \times \begin{bmatrix} b_0 & b_1 & \dots & b_{n-1} \\ -b_{n-1} & b_0 & \dots & b_{n-2} \\ \dots & \dots & \dots & \dots \\ -b_1 & -b_2 & \dots & b_0 \end{bmatrix}. \quad (3)$$

For the matrix in Eq. (3), each row (except the first one) is a right shift of all elements below the main diagonal multiplied by -1.

The computation given in Eq. (3) is actually a vector-matrix multiplication, and it can be easily converted to matrix-matrix multiplication when one fixed matrix is multiplied with many different matrices.

### 3.3 Challenges of Using TPU for Polynomial Multiplication

The way of converting polynomial multiplication to matrix operation described above is not enough for utilizing TPU for cryptographic operations. The first challenge is the degree of the polynomials. For polynomials with degree  $n$ , the corresponding matrix dimension is  $n \times n$ . The degree of the polynomials involved in a typical cryptographic scheme can be large, and the corresponding matrix cannot fit the TPU hardware for computation. Another challenge is the size of the polynomial coefficients. Most TPUs is designed for machine learning tasks, and a significant amount of work has been done to reduce the size of values involved in a machine learning model. For instance, the Google TPU supports bf16 natively, which has lower precision compared with the standard 32 bits floating point number

Scheme	Polynomial degree	Polynomial coefficients size
FHE (FV, BFV, CKKS)	$2^{10}$ to $2^{14}$	32 to 54 bits
PQC	$2^8$ to $2^{10}$	less than 60 bits
ZKP (ZKSNARK, ZK-STARK)	$2^{20}$ to $2^{21}$	384 to 768 bits

Table 1: Common polynomial parameters for cryptographic schemes.

but provides similar model performance. However, polynomials used in cryptography usually have relatively large coefficients, from tens of bits to a few hundred bits. Furthermore, these coefficients are generally defined on a finite and discrete algebra structure, which is not natively consistent with the data type supported by the TPU. Table 1 summarizes some polynomial parameters used by different cryptographic schemes.

### 3.4 Handling Large Coefficients

Classical digital computers store and process values presented using limited number of bits. For large values, there are two strategies to process them. One is using approximated representations, i.e., using limited storage to store a value that is close to the real value. Floating point number schemes like IEEE 754 and bfloat16 falls into this category of solution. Since cryptographic operations usually require accurate values, these approaches are not good options. The other one is breaking a large value into several parts so each part can be stored and processed by the hardware. Accordingly, an operations on the original large values are also decomposed to a sequence of operations on the small units, which can be handled by the hardware directly. One common example is big integer operations, where an integer with more than 32 or 64 bits is stored in multiple basic data structures, and dedicated algorithms are implemented to support the common arithmetic operations. This strategy is widely used in cryptographic libraries to support schemes such as RSA.

For polynomial computations involved in cryptography schemes, we can follow the second strategy to process large coefficients. However, this will create extra complexity to utilize the TPU. If we follow the method given in Section 3.2, each coefficient multiplication needs to be decomposed into several operations, which cannot be carried out by the TPU directly and will lead to low performance.

To overcome this challenge, we utilize the residue number system (RNS) [23] for coefficients representation and computation. A residue number system is defined by a set of  $k$  co-prime integers called the moduli.

$$\{m_1, m_2, \dots, m_k\}$$

An integer  $x$  is represented in the RNS by its remainder

$$[x_1, x_2, \dots, x_k],$$

where

$$x_i \equiv x \pmod{m_i}$$

for every  $i$ .

For addition/subtraction and multiplication operations of numbers represented in an RNS, it suffices to perform the same operation on each pair of residues. For two integers represented in RNS, i.e.,  $x = [x_1, x_2, \dots, x_k]$  and  $y = [y_1, y_2, \dots, y_k]$ , their product  $z$  is in the form

$$z = [z_1, z_2, \dots, z_k]$$

, where

$$z_i = x_i \times y_i \pmod{m_i}$$

for every  $i$ .

To recover  $z$  from  $[z_1, z_2, \dots, z_k]$ , we can use the Chinese Remainder Theorem since all moduli are selected to be co-prime.

### 3.5 Handling High Polynomial Degrees

The TPU matrix multiplication hardware has a limited size and can only handle matrices efficiently within such limitations. While it may handle much larger matrices with the help of corresponding tool chain software, the overall

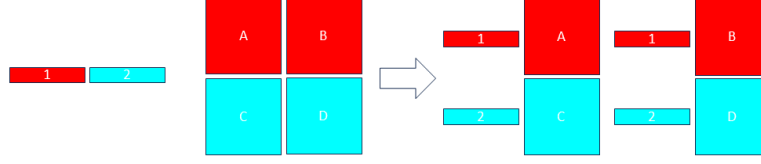


Figure 2: Demonstration of handling of polynomials with high degree. On the left side of the figure, we evenly break the vector into two sub-vectors and the matrix into four sub-matrices. On the right side, the original vector-matrix multiplication is decomposed to four vector-matrix multiplications with smaller dimensions.

performance can decrease significantly. For a polynomial with super large degrees (e.g.,  $2^{20}$ ), it is hard to store the corresponding matrix completely in TPU memory. To overcome this challenge, we adopt the divide-and-conquer method, i.e., dividing the original matrix/vector into several smaller ones that can be processed by the TPU hardware directly, computing several intermedia results, and reconstructing the final result from these intermedia values.

Fortunately, we can naturally divide polynomial multiplication with a large degree into several smaller instances. Without loss of generality, we consider the case where we need to shrink the degree of polynomials by half, i.e., instead of processing degree  $n$  polynomials multiplication, we want to break it to operations on polynomials of degree  $n/2$ . The vector of dimension  $n$  (corresponding to one degree  $n$  polynomial operand) is directly divided into two vectors of dimension  $n/2$ . The matrix of dimension  $n \times n$  (corresponding to the other degree  $n$  polynomial operand) is divided into four sub-matrices, and each of them has dimension  $n/2 \times n/2$ . Figure 2 depicts the way of breaking high-degree polynomials multiplication to low-degree polynomials calculations. To calculate and merge the intermediate results, we: (i) Add the multiplication results of vector 1/matrix A and vector 2/matrix C. The result is a vector of dimension  $n/2$ . (ii) Add the multiplication results of vector 1/matrix B and vector 2/matrix D. The result is also a vector of dimension  $n/2$ . (iii) Contact previous intermediate results to form the final result, which is a vector of dimension  $n$ .

### 3.6 Key Parameters Selection

Two important parameters are associated with large coefficients and high-degree handling. One parameter is the size of the RNS base (and corresponding moduli), and the other parameter is the matrix dimension, which determines the size of the basic matrix calculation.

**RNS base selection.** Given the ring  $\mathbb{Z}_q[x]/(x^n + 1)$ , there are several requirements for RNS base selection. (i) Each modulus of the RNS base should fit the TPU hardware so related calculations can be done easily. (ii) The product of all moduli of the RNS base should be larger than  $q^2$  if we only need to do one multiplication operation with the given RNS system and convert it back to its original form. As we need to compute matrix multiplication, several intermediate products are added together in the computation process, so we require the product of RNS base to be larger than  $\ell q^2$ , where  $\ell$  is the number of addition operations. At the same time, we prefer an RNS base with fewer members to reduce computation costs, so a larger modulus should be chosen first.

**Matrix dimension selection.** The matrix dimension selection also relies on the ring  $\mathbb{Z}_q[x]/(x^n + 1)$  and the TPU hardware. We prefer a larger dimension as it can simplify the implementation and reduce the number of matrix multiplications. However, a large dimension may cause two issues: (i) The TPU does not have enough memory to store the matrices, which can crash the application. (ii) The dimension does not fit the TPU directly, and the system needs to take extra steps to break it down and the efficiency is not guaranteed. A simple choice is using the size of the matrix multiplier. But in practice, a single TPU card may have multiple matrix multipliers and multiple TPUs can be organized to work together to handle larger matrices. Furthermore, existing TPUs are usually provided as a cloud service, and the cloud service provider does not disclose detailed information on the execution status and it is hard to fine-tune the computation. Compared with RNS base selection, it usually requires more trials to find the best dimension.

### 3.7 Putting All Pieces Together

We have described the ways of converting polynomial multiplication to matrix multiplication, dealing with large coefficients and degrees. Now we put these pieces together and describe the way of utilizing TPU for polynomial multiplication used in cryptographic schemes. Algorithm 1 summarizes the process.

**Algorithm 1** Polynomial multiplication using TPU.**Input:** Two polynomials  $a(x), b(x) \in \mathbb{Z}_q[x]/(x^n + 1)$ , TPU parameters  $para$ **Output:**  $c(x) = a(x)b(x) \in \mathbb{Z}_q[x]/(x^n + 1)$ 

- ▷ Creating the configuration information based on the problem and the hardware
- 1:  $config \leftarrow \text{GENCONFIG}(\mathbb{Z}_q[x]/(x^n + 1), para)$
- ▷ Extract the list of moduli from  $config$ , which is used to build the RNS base
- 2:  $modList \leftarrow \text{EXTRACTMODULI}(config)$
- ▷ Extract matrix dimension information from  $config$
- 3:  $dimList \leftarrow \text{EXTRACTDIMENSIONS}(config)$
- ▷ Use selected parameters to convert polynomials to matrix form for multiplication on TPU
- 4:  $A \leftarrow \text{CONVERTPOLY}(a(x), modList, dimList)$
- 5:  $B \leftarrow \text{CONVERTPOLY}(b(x), modList, dimList)$
- ▷ Calculate matrix multiplication using TPU
- 6:  $C \leftarrow \text{TPUMUL}(A, B)$
- ▷ If needed, convert back the multiplication result to coefficient representation
- 7:  $c(x) \leftarrow \text{CONVERTMATRIX}(C, modList, dimList)$
- 8: **return**  $c(x)$

Table 2: Description of the benchmarking environments in Google cloud.

Environment	Description
Env 1 (Figure 3)	Ubuntu 22.04, TPU v2-8, which includes eight TPU v2 physical cores and 64 GB memory.
Env 2 (Figure 4)	Ubuntu 22.04, TPU v3-8, which includes eight TPU v3 physical cores and 128 GB memory.

## 4 Experiments and Evaluation

Because of the popularity of AI applications, there is a huge interest in TPU design and development. But there are only a limited number of TPU products that are available for general developers. One of the most popular ones is Google TPU, which can be conveniently accessed through Google Cloud. In this work, we mainly evaluate the design using Google cloud-based TPU.

### 4.1 Overview of the Google Cloud-based TPU

Google currently offers two approaches to utilizing its TPU hardware. One is creating a virtual machine (VM) with TPU in the cloud, and the other one is using Colab, an online development environment that can connect to a TPU instance. Both TPU VM and Colab support three software development environments to utilize TPU, TensorFlow, PyTorch, and JAX. All three software environments use Python or Python-style semantics and are originally designed for AI applications.

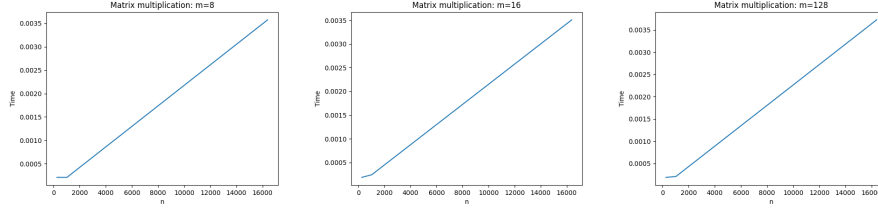
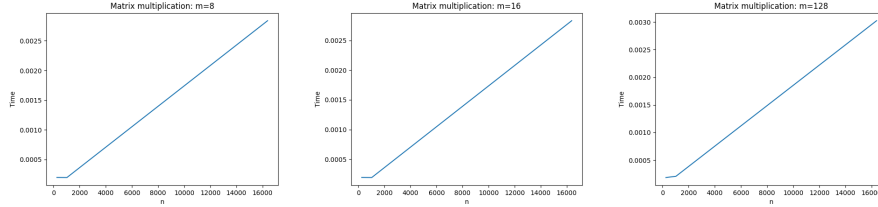
In this work, we choose the combination of TPU VM and JAX for prototyping and benchmarking. The major reason is that this combination offers the most flexibility. We can config TPU VM with different versions of TPU hardware and topology, and JAX is easier to do computations other than AI, and provides some directives to optimize the program.

At the moment Google Colab does not support TPU VM's, but only TPU nodes, and also does not support Jax 0.4 which we use.

### 4.2 Prototype and Evaluation

The most computation-intensive part of polynomial multiplication in  $\mathbb{Z}_q[x]/(x^n + 1)$  is the matrix multiplication operation. As we discussed in Section 3, the size of coefficients and the degree of the polynomial will affect the dimensions of the matrix we have to deal with. We evaluate the performance using three polynomial degrees, i.e.,  $n = 2^8, 2^{10}, 2^{14}$ . For the RNS base size, we also consider three values, i.e.,  $m = 8, 16, 128$ . Table 2 describes the two benchmarking environments.

Figure 3 and Figure 4 summarize the benchmarking results using two execution environments Env 1 and Env 2 respectively. For each figure, we fix the value of  $m$  and the x-axis is different values of  $n$ . The y-axis is the execution time and the unit is the second. We observe several things from the experiment results:

Figure 3: TPU v2 with  $m = 8, 16, 128$ Figure 4: TPU v3 with  $m = 8, 16, 128$ 

- For small matrix dimensions, the computation time is a constant value. After the threshold, the computation time increases linearly with the dimension because we only change the value of  $n$ .
- TPU v3 is faster than TPU v2, but the difference is not significant, especially for small cases.
- As we only considered relatively small values for  $m$ , it does not impact the computation time much.

### 4.3 Limitations of the Current Benchmarking

From the experiment results, we can see that TPU is a promising cryptography accelerator. The major limitation of current benchmarking is that we cannot control the execution in detail and it is possible the potential of TPUs is not fully unleashed. For instance, TPU v3 has a much larger memory but the current programming environment does not allow us to control it directly. When multiple matrix multiplications are required, it is possible to create a pipeline to reduce the overall latency. But Google TPU does not support such fine-tuning.

## 5 Related Works

Accelerating multiplication of polynomials defined in specific rings has been studied from different perspectives. We summarize these works and discuss their relationships with our work in this section.

**Algorithmic approaches.** Multiplication acceleration methods are studied for both coefficient and value representations, e.g., Karatsuba algorithm [15] and various NTT approaches [9]. Some works also consider more efficient modulo operation, which is heavily involved in polynomial operations [24]. These works are orthogonal to our work and have the potential to be utilized to further improve the polynomial multiplication performance with the TPU.

**Hardware-oriented optimization approach.** This line of research investigates the utilization of existing hardware features to accelerate polynomial multiplication on specific rings. Several types of hardware are studied for this purpose, including CPU [2, 4], GPU [22], and FPGA [21]. Compared with CPU and GPU, TPU

**TPU related works.** Most existing works on TPU focus on its architecture [14, 12] and applications in AI [17, 16], with a few exceptions considering TPU for non-AI use cases. For instance, Hsu and Tseng developed a tool to use edge TPU for general-purpose computation [11], and Lewis et.al discussed the use of TPU for large-scale linear algebra computation [18]. None of these works consider the special requirements of cryptographic schemes.

## 6 Conclusion and Future Work

Accelerating polynomials multiplication defined in specific algebra structures is crucial for improving the performance of a wide range of cryptographic schemes. In this work, we demonstrate that TPU is a promising accelerator for such calculation, and propose a method to overcome the two major hardware limitations, limited precision and scale.



For future works, we plan to work on three items: (i) Investigating the method of using TPU for NTT operations; (ii) Further improve the prototype by optimizing the hardware configuration for specific polynomial rings; and (iii) Design and verify end-to-end cryptographic schemes with TPU and investigate corresponding optimization methods.

## References

- [1] Kaveh Aasaraai, Don Beaver, Emanuele Cesena, Rahul Maganti, Nicolas Stalder, and Javier Varella. Fpga acceleration of multi-scalar multiplication: Cyclonemsm. *Cryptology ePrint Archive*, 2022.
- [2] Carlos Aguilar-Melchor, Joris Barrier, Serge Guelton, Adrien Guinet, Marc-Olivier Killijian, and Tancrede Lepoint. Nflib: Ntt-based fast lattice library. In *Topics in Cryptology-CT-RSA 2016: The Cryptographers' Track at the RSA Conference 2016, San Francisco, CA, USA, February 29-March 4, 2016, Proceedings*, pages 341–356. Springer, 2016.
- [3] Sedat Akleylek, Özgür Dağdelen, and Zaliha Yüce Tok. On the efficiency of polynomial multiplication for lattice-based cryptography on gpus using cuda. In *Cryptography and Information Security in the Balkans: Second International Conference, BalkanCryptSec 2015, Koper, Slovenia, September 3-4, 2015, Revised Selected Papers 2*, pages 155–168. Springer, 2016.
- [4] Hanno Becker, Vincent Hwang, Matthias J Kannwischer, Bo-Yin Yang, and Shang-Yi Yang. Neon ntt: Faster dilithium, kyber, and saber on cortex-a72 and apple m1. *Cryptology ePrint Archive*, 2021.
- [5] Eli Ben-Sasson, Iddo Bentov, Yinon Horesh, and Michael Riabzev. Scalable, transparent, and post-quantum secure computational integrity. *Cryptology ePrint Archive*, 2018.
- [6] Joppe Bos, Léo Ducas, Eike Kiltz, Tancrede Lepoint, Vadim Lyubashevsky, John M Schanck, Peter Schwabe, Gregor Seiler, and Damien Stehlé. Crystals-kyber: a cca-secure module-lattice-based kem. In *2018 IEEE European Symposium on Security and Privacy (EuroS&P)*, pages 353–367. IEEE, 2018.
- [7] Zvika Brakerski. Fully homomorphic encryption without modulus switching from classical gapsvp. In *Advances in Cryptology-CRYPTO 2012: 32nd Annual Cryptology Conference, Santa Barbara, CA, USA, August 19-23, 2012. Proceedings*, pages 868–886. Springer, 2012.
- [8] Jung Hee Cheon, Andrey Kim, Miran Kim, and Yongsoo Song. Homomorphic encryption for arithmetic of approximate numbers. In *Advances in Cryptology-ASIACRYPT 2017: 23rd International Conference on the Theory and Applications of Cryptology and Information Security, Hong Kong, China, December 3-7, 2017, Proceedings, Part I 23*, pages 409–437. Springer, 2017.
- [9] Chi-Ming Marvin Chung, Vincent Hwang, Matthias J Kannwischer, Gregor Seiler, Cheng-Jhih Shih, and Bo-Yin Yang. Ntt multiplication for ntt-unfriendly rings: New speed records for saber and ntru on cortex-m4 and avx2. *IACR Transactions on Cryptographic Hardware and Embedded Systems*, pages 159–188, 2021.
- [10] Jens Groth. On the size of pairing-based non-interactive arguments. In *Advances in Cryptology-EUROCRYPT 2016: 35th Annual International Conference on the Theory and Applications of Cryptographic Techniques, Vienna, Austria, May 8-12, 2016, Proceedings, Part II 35*, pages 305–326. Springer, 2016.
- [11] Kuan-Chieh Hsu and Hung-Wei Tseng. Accelerating applications using edge tensor processing units. In *Proceedings of the International Conference for High Performance Computing, Networking, Storage and Analysis*, pages 1–14, 2021.
- [12] Norm Jouppi, George Kurian, Sheng Li, Peter Ma, Rahul Nagarajan, Lifeng Nai, Nishant Patil, Suvinay Subramanian, Andy Swing, Brian Towles, et al. Tpu v4: An optically reconfigurable supercomputer for machine learning with hardware support for embeddings. In *Proceedings of the 50th Annual International Symposium on Computer Architecture*, pages 1–14, 2023.
- [13] Norman P Jouppi, Doe Hyun Yoon, Matthew Ashcraft, Mark Gottscho, Thomas B Jablin, George Kurian, James Laudon, Sheng Li, Peter Ma, Xiaoyu Ma, et al. Ten lessons from three generations shaped google's tpuv4i: Industrial product. In *2021 ACM/IEEE 48th Annual International Symposium on Computer Architecture (ISCA)*, pages 1–14. IEEE, 2021.
- [14] Norman P Jouppi, Cliff Young, Nishant Patil, and David Patterson. A domain-specific architecture for deep neural networks. *Communications of the ACM*, 61(9):50–59, 2018.
- [15] Anatolii Alekseevich Karatsuba and Yu P Ofman. Multiplication of many-digital numbers by automatic computers. In *Doklady Akademii Nauk*, volume 145, pages 293–294. Russian Academy of Sciences, 1962.
- [16] Haklin Kimm, Incheon Paik, and Hanke Kimm. Performance comparison of tpu, gpu, cpu on google colabatory over distributed deep learning. In *2021 IEEE 14th International Symposium on Embedded Multicore/Many-core Systems-on-Chip (MCSoc)*, pages 312–319. IEEE, 2021.

- [17] Sameer Kumar, Victor Bitorff, Dehao Chen, Chiahchen Chou, Blake Hechtman, HyounJoong Lee, Naveen Kumar, Peter Mattson, Shibo Wang, Tao Wang, et al. Scale mlperf-0.6 models on google tpu-v3 pods. *arXiv preprint arXiv:1909.09756*, 2019.
- [18] Adam GM Lewis, Jackson Beall, Martin Ganahl, Markus Hauru, Shrestha Basu Mallick, and Guifre Vidal. Large-scale distributed linear algebra with tensor processing units. *Proceedings of the National Academy of Sciences*, 119(33):e2122762119, 2022.
- [19] Zhichuang Liang and Yunlei Zhao. Number theoretic transform and its applications in lattice-based cryptosystems: A survey. *arXiv preprint arXiv:2211.13546*, 2022.
- [20] Ahmet Can Mert, Erdiñç Öztürk, and Erkay Savaş. Design and implementation of a fast and scalable ntt-based polynomial multiplier architecture. In *2019 22nd Euromicro Conference on Digital System Design (DSD)*, pages 253–260. IEEE, 2019.
- [21] Ahmet Can Mert, Erdiñç Öztürk, and Erkay Savaş. Fpga implementation of a run-time configurable ntt-based polynomial multiplication hardware. *Microprocessors and Microsystems*, 78:103219, 2020.
- [22] Ning Ni and Yongxin Zhu. Enabling zero knowledge proof by accelerating zk-snark kernels on gpu. *Journal of Parallel and Distributed Computing*, 173:20–31, 2023.
- [23] Amos R Omondi and A Benjamin Premkumar. *Residue number systems: theory and implementation*, volume 2. World Scientific, 2007.
- [24] Karl C. Posch and Reinhard Posch. Modulo reduction in residue number systems. *IEEE Transactions on Parallel and Distributed Systems*, 6(5):449–454, 1995.
- [25] Kaustubh Shivdikan, Gilbert Jonatan, Evelio Mora, Neal Livesay, Rashmi Agrawal, Ajay Joshi, José L Abellán, John Kim, and David Kaeli. Accelerating polynomial multiplication for homomorphic encryption on gpus. In *2022 IEEE International Symposium on Secure and Private Execution Environment Design (SEED)*, pages 61–72. IEEE, 2022.