

# Compositional Shape Analysis with Shared Abduction and Biabductive Loop Acceleration

FLORIAN SEXTL\*, TU Wien, Austria

ADAM ROGALEWICZ, Brno University of Technology, Czechia

TOMÁŠ VOJNAR, Masaryk University, Czechia and Brno University of Technology, Czechia

FLORIAN ZULEGER, TU Wien, Austria

Biabduction-based shape analysis is a compositional verification and analysis technique that can prove memory safety in the presence of complex, linked data structures. Despite its usefulness, several open problems persist for this kind of analysis; two of which we address in this paper. On the one hand, the original analysis is path-sensitive but cannot combine safety requirements for related branches. This causes the analysis to require additional soundness checks and increases the space for the analysis to become incomplete. We extend the underlying symbolic execution and propose a framework for *shared abduction* where a common pre-condition is maintained for related computation branches.


On the other hand, prior proposals lift loop acceleration methods from forward analysis to biabduction analysis by applying them separately on the pre- and post-condition, which can lead to imprecise or even unsound acceleration results that do not form a loop invariant. In contrast, we propose *biabductive loop acceleration*, which explicitly constructs and checks candidate loop invariants. For this, we also introduce a novel heuristic called *shape extrapolation*. This heuristic takes advantage of locality in the handling of list-like data structures (which are the most common data structures found in low-level code) and jointly accelerates pre- and post-conditions by extrapolating the related shapes.

In addition to making the analysis more precise, our techniques also make biabductive analysis more efficient since they are sound in just one analysis phase. In contrast, prior techniques always require two phases (as the first phase can produce contracts that are unsound and must hence be verified). We experimentally confirm that our techniques improve on prior techniques; both in terms of precision and runtime of the analysis.

CCS Concepts: • **Theory of computation** → **Separation logic; Logic and verification; Hoare logic; Automated reasoning**; • **Software and its engineering** → **Software verification and validation**.

Additional Key Words and Phrases: shape analysis, biabduction

## ACKNOWLEDGMENTS

The project leading to this application has received funding from the European Union’s Horizon 2020 research and innovation programme under grant agreement No 101034440. 

## 1 INTRODUCTION

Over the last two decades, *shape analysis* has proven to be one of the most useful techniques for ensuring memory safety in programs. This kind of analysis focuses on verifying memory-safe handling of linked data structures by representing them as abstract memory *shapes*. Thereby, memory safety can often be verified with fully automatic reasoning for a wide range of data structures. Examples of successful shape analyzers include the tools Predator [10], which has won

\*Main author, other authors in alphabetical order of their last names

Authors’ addresses: Florian Sextl, florian.sextl@tuwien.ac.at, TU Wien, Institute of Logic and Computation, Research Unit for Formal Methods in Systems Engineering, Vienna, Austria; Adam Rogalewicz, rogalew@fit.vut.cz, Brno University of Technology, Faculty of Information Technology, Brno, Czechia; Tomáš Vojnar, vojnar@fi.muni.cz, Masaryk University, Faculty of Informatics, Brno, Czechia and Brno University of Technology, Faculty of Information Technology, Brno, Czechia; Florian Zuleger, florian.zuleger@tuwien.ac.at, TU Wien, Institute of Logic and Computation, Research Unit for Formal Methods in Systems Engineering, Vienna, Austria.

a number of medals at the well-known SV-COMP competition (cf. [2, 3]), and Infer [4], which has been used for several years to check large code bases at Meta (formerly Facebook).

*Biabduction-Based Shape Analysis.* Among the reasoning principles underlying shape analysis, *biabduction* has the unique ability to enable compositional shape analysis for open programs (i.e., program fragments) by synthesizing invariants and function contracts consisting of separation logic formulas [25]. The ability to synthesize contracts, i.e., pairs of pre- and post-conditions, allows for a highly modular inter-procedural analysis. In addition, the compositional analysis with biabduction enjoys what Calcagno et al. [5, 6] have called “graceful imprecision”, i.e., the analysis will find useful results for some parts of a program, even if it introduced imprecisions for other parts. In contrast, closed program analyses are likely to build up such imprecisions and fail, even if they could handle further parts of the program otherwise. Due to this property, the scalability, and due to not requiring programmers to develop verification harnesses, biabduction-based shape analysis has proven to be more useful for large-scale verification compared to techniques for closed programs. However, this advantage comes at the cost of more complex computation principles concerning both the pre-condition and current state, as well as generally less expressive abstract shapes. Moreover, existing biabduction-based shape analyses can compute unsound results and, thus, require a second analysis phase to filter out these results. The problems are related to both branching and loops.

*Branching and Abduction.* The highly path-sensitive analysis proposed by Calcagno et al. [5, 6] does not work well with branching if the branch to be taken cannot be determined purely from the pre-condition of the analyzed function (e.g., because it depends on user input or because the used logical fragment cannot express the dependency sufficiently), cf. Calcagno et al. [6, section 4.3]. The problem arises since maintaining different pre-conditions for each program path is, in general, insufficient because the only sound precondition might consist of a combination of these. Thus, Calcagno et al. suggested a heuristic procedure for merging pre-conditions, but their approach may fail to compute any valid pre-conditions (cf. Section 2.1) at all. Because of this problem, the analysis by Calcagno et al. requires – even for loop-free programs – a dedicated verification phase to check the soundness of the inferred pre-condition. In contrast, we present a novel technique of *shared abduction*, which allows for sound pre-condition computation across program branches. The technique extends biabductive symbolic execution by tracking which program locations share which pre-condition requirements. Due to this, shared abduction circumvents the need for a verification phase for programs with arbitrary branching, and, at the same time, can infer non-trivial contracts in more cases than the traditional analysis (since it does not give up on the cases where some sharing of information between branches is necessary).

*Accelerating Biabductive Analysis.* Symbolic analyses generally require loop acceleration techniques to allow the analyses to reach a fixed point. In shape analysis, this acceleration replaces concrete pointers with more abstract, typically inductive shape predicates such as list segments. The analysis by Calcagno et al. [5] lifts such abstraction to the setting of biabductive analysis by applying abstraction separately to the pre- and the post-condition. However, such a direct lifting is not guaranteed to result in a sound loop invariant (cf. Calcagno et al. [6, section 4.3] or Section 5.4). In contrast, we introduce a novel *biabductive loop acceleration* scheme that constructs candidate loop invariants after analyzing the loop body once. This step allows us to verify the soundness of the candidate invariant explicitly through another symbolic execution of the loop body. To construct the candidate invariant, we introduce a novel *shape extrapolation* heuristic, which exploits the locality of typical data structure traversals to find fitting abstract shape predicates.

*Two Phases for Soundness?* As we have already noted, due to the (multiple sources) of incompleteness and unsoundness in the inference of pre-conditions, the approach put forward by Calcagno

et al. [6] requires an additional verification phase to check the soundness of computed function contracts. This phase starts from the candidate pre-conditions computed in the first phase, turning off the abduction of further pre-conditions, and, if it succeeds, it guarantees that they are indeed sound. Even though the two-phase approach is easy to implement as the two phases primarily differ in which biabduction rules are used, and even though most related works rely on the second phase (cf. [12, 13]), it is quite natural to wonder whether the overhead of the two phases can be reduced. This is exactly what we are aiming at: Our shared abduction technique completely avoids the unsoundness problem for non-determinable branching and circumvents the need for the second phase (at the same time, producing more non-trivial contracts than the previous approaches). In addition, our loop acceleration approach only requires us to check the extrapolated invariant for soundness, but this check is much more local and less costly than the second analysis phase.<sup>1</sup> Our approach to constructing the invariant is heuristic and, hence, not always applicable (we may fall back to the original abstraction to help construct it), but the underlying invariant check is still guaranteed to assert soundness. In addition, our experiments demonstrate that our approach can significantly improve the efficiency, i.e., reduce the needed number of loop iterations and lower the runtime compared to the two-phase biabduction architecture in practice. We conjecture that this is because programmers do commonly write loops in a way compatible with our approach.

*Main Contributions.* The main contributions of this work in the context of analyzing sequential, non-recursive programs are the following:

- A novel sound way to analyze loop-free functions based on *shared abduction* (Section 4).
- A novel sound way to construct and check loop invariants as part of biabductive shape analysis via *biabductive loop acceleration*. It uses a novel heuristic to exploit locality via *shape extrapolation* on list-manipulating programs (Section 5).
- Formal proofs of shared abduction and biabductive loop acceleration being sound (Theorems 4.4 and 5.5 with proofs in Appendix D).
- An experimental evaluation based on a prototype implementation applied to a number of small-scale but rather challenging programs, including complex real-life library functions, that show the superiority of our approach with regard to runtime and completeness compared to established analyzers (Section 6).

*General Limitations.* Our acceleration approach is currently limited to programs manipulating various kinds of lists (singly or doubly linked, possibly circular, nested, and intrusive). While this restriction coincides with prior work [6, 13], we hope that exploiting locality for loop acceleration will apply to further data structures (such as trees), but we must leave this for future work. Furthermore, we only focus on non-recursive programs, following most previous biabductive shape analysis approaches. Similar to these approaches, our prototype tool is focused on low-level C code, which rarely contains recursion anyway. Qin et al. [22] introduced an extension to handle recursion via a fixed point computation of the function contract, but this is orthogonal to our work.

## 2 MOTIVATION

This section introduces the main ideas and motivations behind our work on an intuitive level while also discussing why the classical biabductive shape analysis cannot handle the presented example code well. Sections 4 and 5 contain the technical details.

<sup>1</sup>Put differently, the traditional approaches to biabduction, such as [12, 13], relying on two analysis phases, will analyze each loop at least twice (to get to a fixpoint) in each of the phases, i.e., each loop is analyzed *at least four times*. On the other hand, our approach may soundly find a loop invariant within one analysis phase, which analyses each loop twice. Thus, the analysis may terminate after *just two iterations of the loop*.

$$\begin{aligned}
& \text{true for } \text{read} \leq 0 \vee \text{input\_mode} > 2 \quad \text{hd} \mapsto \ell_1 * \text{out} \mapsto \ell_4 \text{ for } \text{input\_mode} = 0 \\
& \text{curr} \neq \text{hd} : \text{curr} \mapsto \ell_3 * \text{out} \mapsto \ell_4 \quad \text{curr} = \text{hd} : \text{last} \mapsto \ell_2 * \text{out} \mapsto \ell_4 \quad \text{for } \text{input\_mode} = 1 \\
& \text{last} \mapsto \ell_2 * \text{out} \mapsto \ell_4 \text{ for } \text{input\_mode} = 2
\end{aligned}$$
Figure 1. Insufficient Candidate Pre-Conditions for `user_choice`.

## 2.1 Cross-Branch Abduction Sharing

Listing 1 shows a program fragment that determines which list node will be used for further computation based on user input `read` from the command line via `scanf`. Based on this, `user_choice` takes the user input and calls `memcpy` with the corresponding arguments. The exact invocation depends on the user input, which is modeled by a non-deterministic choice in the analysis, and, in the case of `input_mode = 1`, also depends on whether `curr = hd`.

*Problem.* Non-determinable branching, as in Listing 1, is difficult to handle for a path-sensitive biabduction-based shape analysis as proposed in [5, 6]. This is because such an analysis will generate one precondition per program branch as shown in Figure 1.<sup>2</sup> We note that the preconditions can take into account branching conditions that depend on the function’s arguments, e.g., the preconditions in Figure 1 contain the predicates  $\text{curr} = \text{hd}$  and  $\text{curr} \neq \text{hd}$ . However, non-deterministic branching (e.g., due to user input), such as the branching condition  $\text{input\_mode} = 0$ , cannot be modeled in terms of the function’s arguments, and hence such conditions can never be part of a precondition. The problem that then arises is that the different branches require different memory locations to be allocated (note that the calls to `memcpy` have different pointers as arguments), e.g.  $\text{hd} \mapsto \ell_1 * \text{out} \mapsto \ell_4$  for the branch with  $\text{input\_mode} = 0$ . However, due to the non-deterministic branching, none of the required allocations for one branch guarantee a memory-safe execution for all user inputs.

```

1  int user_choice(node *hd, node *last,
2                      node *curr, node *out) {
3      int input_mode = 0;
4      int read = scanf("%d", &input_mode);
5
6      if (read <= 0) {
7          // If reading failed, return -1.
8          return -1;
9      } else if (input_mode == 0) {
10         memcpy(out, hd, sizeof(node));
11     } else if (input_mode == 1) {
12         if (curr != hd) {
13             memcpy(out, curr, sizeof(node));
14         } else {
15             memcpy(out, last, sizeof(node));
16         }
17     } else if (input_mode == 2) {
18         memcpy(out, last, sizeof(node));
19     } else {
20         // No supported mode was chosen.
21         return -2;
22     }
23     return 0;
24 }
```

Listing 1. Non-deterministic branching.

*Previous Solutions.* This problem has already been noticed in the original proposal of the path-sensitive analysis by Calcagno et al. [5, 6] and was partially addressed by a heuristic that would

<sup>2</sup>In our notation, we will use “.” to separate the formulas’ pure and spatial parts (if any). A precise formal definition will be given later on. Intuitively, the spatial part of a formula describes allocations and points-to relations, while the pure part describes all other relations (such as equalities and inequalities).  $\mapsto$  is the *points-to* predicate of separation logic that we will formally introduce later on: essentially,  $x \mapsto y$  means that the address  $x$  is allocated and points to the value  $y$ . Further,  $*$  is the *separating conjunction*, which will be defined later. Intuitively, if some heap satisfies  $\varphi_1 * \varphi_2$ , then it can be split into two disjoint sub-heaps, i.e., sub-heaps allocating different memory cells, such that one satisfies  $\varphi_1$  and the other  $\varphi_2$ . In contrast to the program variables  $\text{hd}$ , etc., the  $\ell_i$  variables are purely logical and implicitly universally quantified. We write program variables in formulas in *italic* and otherwise in typewriter font.

combine pre-conditions in the hope of producing a pre-condition that guarantees memory-safe execution. This heuristic has been implemented as an optional strategy in the Abductor tool and was subsequently made the default in the Infer tool. However, this heuristic does not guarantee that the found pre-conditions are sound, and it can easily miss safe pre-conditions even for simple loop-free code. Indeed, for the above example, the heuristic finds the combined pre-condition  $curr \neq hd : hd \mapsto \ell_1 * last \mapsto \ell_2 * curr \mapsto \ell_3 * out \mapsto \ell_4$ , but it does not produce a sound pre-condition for the case  $curr = hd$ . Another example of incompleteness can be found in the Infer issue tracking system, which has triggered efforts to improve the existing heuristic.<sup>3</sup> We also remark that the heuristic is quite fragile as renaming the variable  $hd$  to  $first$  enables the heuristic to find a safe pre-condition for the case  $curr = hd$  in Infer while leading to a crash for Abductor.<sup>4</sup>

We finally note that recent work by Zilberstein et al. [31], developed concurrently with our approach, also addresses the problem of unsound pre-conditions for branching programs. They introduce a specialized operator called *tri-abduction*, which generalizes the setting of *bi-abduction* towards simultaneously computing a combined pre-condition for two branches. While this operator offers more precision than the (classical) biabduction operator we rely on in this paper, it is unclear how to build a realistic symbolic execution based on the tri-abduction operator. To this date, such an analysis has only been sketched but not implemented. We comment more on the relationship of this paper to our approach in Section 7.

*Shared Abduction.* The fundamental problem discussed above is that the different program paths cannot be analyzed in isolation; instead, we must combine their preconditions. That is, biabduction-based analyzers need to track which program configurations can be reached from the same initial configuration and synchronize the abducted requirements. Moreover, the analysis needs to be precise in tracking which configurations are allowed to exchange such information – otherwise, inconsistencies can be introduced by exchanging information among independent program points. Our solution is, therefore, to track exactly which program configurations can be reached from a common pre-condition and explicitly share newly found requirements with all of these configurations (and only such configurations). Section 4 introduces how this technique, which we call *shared abduction*, allows sound handling of all kinds of branching.

Our technique has the advantage of being lightweight and easily implementable on top of an existing biabductive analysis. In the example above, our analysis first abduces the precondition  $hd \mapsto \ell_1 * out \mapsto \ell_4$  for the case  $input\_mode = 0$ . The analysis then proceeds with the branch for  $input\_mode = 1$ , making a case distinction on  $curr = hd$ . Shared abduction retains the required allocation  $hd \mapsto \ell_1 * out \mapsto \ell_4$  for both cases as this requirement is already part of the shared precondition. Then, by analyzing the nested branches, the requirements  $curr \neq hd : hd \mapsto \ell_1 * curr \mapsto \ell_3 * out \mapsto \ell_4$  and  $curr = hd : hd \mapsto \ell_1 * last \mapsto \ell_2 * out \mapsto \ell_4$  are computed. Finally, the analysis of the remaining branches will add the missing requirement  $last \mapsto \ell_2$  to the case  $curr \neq hd$  (it is already present in the other case), leading to the correct final contracts containing all required allocations. We note that this guarantees the soundness of the found pre-condition and its completeness regarding the branching, thus outperforming the previous heuristic.

## 2.2 Shape Extrapolation for Biabductive Acceleration

Our second contribution aims at the analysis of loops, which generally requires accelerating the symbolic execution to allow the analysis to reach a fixed point. To this end, we propose a new loop acceleration technique for list-like data structures, which is based on the observation that each loop

<sup>3</sup>See <https://github.com/facebook/infer/issues/804>.

<sup>4</sup>We observed this behavior with the commit f93cb281edb33510d0a300f1e4c334c6f14d6d26 found at <https://github.com/facebook/infer> and the publicly available Abductor release at <http://www0.cs.ucl.ac.uk/staff/p.ohearn/abductor.html>.

iteration usually accesses/mutates a list in a *local* way. Our loop acceleration technique, if applicable, takes the local manipulations of a single loop iteration and directly constructs a loop invariant.

*Problems.* The prior technique for loop acceleration, proposed by [5, 6] and adopted in [13], applies abstraction separately to the pre- and post-condition with no other information than the formulas themselves taken into account. The intuition of this approach is that after some loop iterations plus applications of the abstraction operator, the obtained formulas will stabilize, and a fixed point is reached. Thereby, the abstraction follows the intuitive principle of looking for linked memory blocks with a similar layout and collecting them into a single abstract shape predicate. In the context of simple singly-linked lists, this means that the abstraction procedure scans the formula for points-to predicates  $x \mapsto \ell$  and  $\ell \mapsto z$ , linked by a location  $\ell$  (i.e., the target of the first predicate contains the address of the second), or a linked list segment  $ls(x, \ell)$  and a points-to  $\ell \mapsto z$ , respectively. Abstraction then replaces these predicates with the single predicate  $ls(x, z)$ . However, abstraction cannot be applied when there is a program variable  $y$  that references  $\ell$ , e.g., because  $y = \ell$ . This case is excluded because abstraction would lose the information that variable  $y$  is allocated (note that  $\ell$  does not occur in  $ls(x, z)$  anymore). More generally, abstraction cannot be applied whenever there is a program variable  $y$  whose value depends on  $\ell$ , such as  $y = v \wedge \ell \mapsto v$ , because this leads to a loss of precision for the analysis. While the above abstraction principle is intuitive, there are also multiple drawbacks, which we discuss next.

```

1 void weighted_sum(o_node *o, long *sum) {
2   while (o != NULL) { //Outer loop
3     i_node *i = o->inner;
4     while (i != NULL) { //Inner loop
5       *sum = (*sum) +
6         (o->weight * i->elem);
7       i = i->next;
8     }
9     o = o->next;
10  } }

```

Listing 2. Nested list traversal.

operator is not straight-forward because we also need to track values in memory precisely (such as the value of *sum*) as they could be relevant for memory accesses based on pointer arithmetic in other parts of the program.

```

1 void traverse_skip_two(node *list) {
2   node *tmp = list->next->next;
3
4   while (tmp != NULL) {
5     tmp = tmp->next;
6   } }

```

Listing 3. Offset list traversal.

$ls(list, NULL)$ . This predicate describes a non-empty list segment with at least one node. However, this formula does not suffice as a pre-condition that guarantees memory safety because *traverse\_skip\_two* requires a list of length at least two as input. We provide a more detailed comparison with our work in Section 5.4.

(3) Furthermore, acceleration based on abstraction (as described above and implemented in Abductor, Infer, and Broom) can be highly inefficient. In general, every loop will require at least two (often three) analysis iterations, as abstraction can often only be applied after the second loop iteration and a fixed point can only be checked for after another iteration. In the presence of inner

(1) In the example in Listing 2, Abductor, Infer, and Broom will not find a fixed point for even the inner loop and thus not synthesize any contract. This is because the value pointed to by *sum* after  $n$  loop iterations is  $\ell_{sum} + \ell_1 \cdot \ell_w + \dots + \ell_n \cdot \ell_w$ , where  $\ell_w$  is the value pointed to by *o.weight* and the  $\ell_i$  are the *elem* values of the list nodes traversed so far. Thus, the dependence on the values  $\ell_i$  blocks abstraction (as described above). We note that the design of a stronger abstraction

(2) A formula-based abstraction operator can easily lose too much information. For example, Abductor, Infer, and Broom fail for the simple example in Listing 3. The reason is as follows: The abstraction operation (as described above) contracts pointers chains of length at least two into a list segment, resulting in the formula  $list \neq NULL$ :



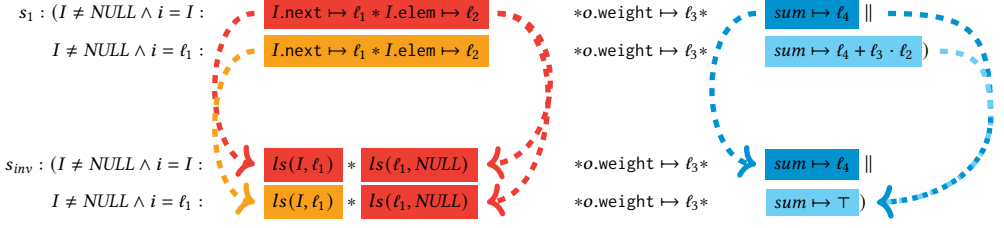


Figure 2. State  $s_1$  after the first loop iteration analysis and the constructed candidate invariant  $s_{inv}$ , with color-coded arrows showing the information flow between different subformulas.

loops, such as for the example in Listing 2, this quickly multiplies, e.g., amounting to nine analysis iterations for the inner loop in Listing 2 just for the first analysis phase.

*Locality.* The problems described above are all related to the direct application of abstraction for acceleration and its missing ability to take into account more information about the loop. Such information comprises the simple observation that inductive data structures are often traversed one step at a time. For example, in Listing 2, the nested linked list is traversed in such a way to compute the weighted sum of the elements in the inner lists. It is apparent that each of the two loops operates on a local, shifting view of the respective traversed list plus some context. For the inner loop, this means that the loop only operates on a unique  $i\_node$  at a time while also accessing the same variables  $sum$  and  $o \rightarrow weight$  in each iteration. Similarly, the outer loop only operates on one  $o\_node$  at a time. Due to these “local actions” (cf. [7]), we can exploit that the parts of the data structures accessed in each iteration are distinct but of the same shape.

*Extrapolation.* This observation allows us to extrapolate what the analysis abduces from a single iteration to arbitrarily many iterations and directly compute a candidate loop invariant if applicable. We call this heuristic *shape extrapolation*. It is part of our biabductive loop acceleration, which consists of three main steps: First, we use the analysis result of a single iteration to obtain locality information about the shape and the context; second, we use this information to extrapolate the shape to an abstract one; third, we check that the heuristically constructed state is a sound invariant.

We now overview our technique only on the example of `weighted_sum`. Here, after the first iteration of the inner loop, the analysis finds the state  $s_1$  depicted in Figure 2, consisting of a pre- and post-condition separated by  $\parallel$ . Our analysis then partitions the pre- as well as the post-condition into a shape and a context, where the shape part is  $I.\text{next} \mapsto \ell_1 * I.\text{elem} \mapsto \ell_2$  in both cases, and the context is  $o.\text{weight} \mapsto \ell_3 * \text{sum} \mapsto \ell_4$  for the pre-condition and  $o.\text{weight} \mapsto \ell_3 * \text{sum} \mapsto \ell_4 + \ell_3 * \ell_2$  for the post-condition. The following heuristic obtains this partitioning: We consider the changed variables (here  $i, sum$ ) whose value moved to some pointer value (here  $i$  whose value moved to  $i \rightarrow \text{next}$ ). The predicates associated with these variables are then put into the shape parts and the others into the context.

Based on this partitioning, our procedure directly constructs a (candidate) loop invariant  $s_{inv}$  (cf. Figure 1). Thereby, our procedure accelerates the shape part of the pre- as well as the post-condition (here we obtain in both cases the list segment  $ls(I, \ell_1)$ , with next pointer `next` and data field `elem`). Intuitively, these predicates correspond to the loop iterations up to the current point. In addition, we also add predicates  $ls(\ell_1, \text{NULL})$  to the shape part of  $s_{inv}$ , for both the pre- and post-condition, which are taken as the accelerated predicate  $ls(I, \ell_1)$  of the pre-condition of  $s_1$ , where  $I$  has been replaced with  $\ell_1$ , which is the current value of  $i$ , and  $\ell_1$  has been replaced with  $\text{NULL}$ , which has been obtained from the loop condition. Intuitively, these predicates correspond to the future loop iterations up to the loop’s termination. We refer to the red and orange colors in Fig. 2 to illustrate

$$\begin{aligned}
\text{expr} &:= \text{NULL} \mid k \in \mathbb{N} \mid x \in \text{Var} \mid ? \mid \text{unop } \text{expr} \mid \text{expr binop } \text{expr} \quad \oplus := = | \neq | \leq | \geq | < | > \\
\text{stmt} &:= x = \text{expr} \mid x_1 = *x_2.f \mid *x_1.f = x_2 \mid \text{RETURN } x \mid \text{ASSUME}(x_1 \oplus x_2) \mid \\
&\quad \text{ASSERT}(x_1 \oplus x_2) \mid x_r = f(x_1, \dots, x_n) \mid x = \text{ALLOC}(f_1, \dots, f_n) \mid \text{FREE}(x)
\end{aligned}$$
Figure 3. The syntax of the programming language  $L$ .

the information flow. The context part of  $s_{inv}$  keeps the context of  $s_1$ , except that our procedure abstracts the value of `sum` in the post-condition (with the unknown value  $\top$ ) because it cannot be tracked precisely. Next, our procedure checks that  $s_{inv}$  is indeed a loop invariant, which requires one symbolic execution of the loop body and an entailment check.

Finally, based on the loop invariant our analysis constructs a contract that abstracts the inner loop and that can be used for the analysis of the outer loop:

$$\begin{aligned}
(i = I : ls(I, \text{NULL}) * o.\text{weight} \mapsto \ell_3 * \text{sum} \mapsto \ell_4 \parallel \\
i = \text{NULL} : ls(I, \text{NULL}) * o.\text{weight} \mapsto \ell_3 * \text{sum} \mapsto \top).
\end{aligned}$$

Based on this contract, our procedure then also accelerates the outer loop in a similar fashion. Lastly, we note that our procedure requires exactly two iterations per loop (in `sum` four): one to analyze the effects of the loop and a second to check whether the constructed state is a loop invariant (as opposed to the nine iterations in `sum` mentioned earlier for the traditional acceleration).

### 3 PRELIMINARIES

The new techniques described in this work do not rely on any specific separation logic, accompanying biabduction procedure, or corresponding shape analysis. Therefore, we present our new techniques for a simple but standard setting that is described in the following.

#### 3.1 Programming Language and Memory Model

Let  $\text{Var}$  be a countably infinite set of variables and  $\text{Val}$  be a countably infinite set of values containing the value  $\top$ . Furthermore, let  $\text{Fld}$  be a finite set of field names and  $\text{Loc} \subseteq \text{Val}$  be the set of memory locations such that  $\text{NULL} \in \text{Loc}$ . If a value  $v$  has a field  $f$ , we write  $v.f$  to denote the value part corresponding to that field. Moreover, dereferencing without explicit fields is implicitly encoded as dereferencing an auxiliary field `data`. Further, we assume that  $\mathbb{N} \subseteq \text{Val}$ .

*Definition 3.1 (Programming Language  $L$ ).* We define a C-like programming language  $L$  in Figure 3. The language comprises standard expressions, statements for reading ( $x_1 = *x_2.f$ ) and writing ( $*x_1.f = x_2$ ) through pointers (with the C-like syntactic sugar of  $x \rightarrow f$  for  $*x.f$ ), an additional non-determinism operator  $?$ , as well as implicit control flow statements `ASSUME` and `ASSERT`. Moreover, we include the C-like commands for memory (de-)allocation `ALLOC` and `FREE`.

We represent *functions* in  $L$  by a function name  $f$ , a list of argument variables  $a_1, \dots, a_n$ ,  $n \geq 0$ , and a function body  $\text{body}_f$  that consists of a *control flow graph*. A *control flow graph* (CFG) is a tuple  $(V, E, \text{entry}_f, \text{exit}_f)$  such that  $V$  is a set of program locations with dedicated locations  $\text{entry}_f, \text{exit}_f \in V$ , and  $E \subseteq V \times \text{stmt} \times V$  is a set of edges between program locations labeled with statements from  $\text{stmt}$ . A *trace*  $t$  of a CFG  $(V, E, \text{entry}_f, \text{exit}_f)$  is an alternating sequence  $[v_0, st_1, v_1, \dots, st_n, v_n]$ ,  $n \geq 0$ , of vertices  $v_i \in V$  and statements  $st_{i+1} \in \text{stmt}$  such that  $(v_i, st_{i+1}, v_{i+1}) \in E$  for all consecutive  $v_i, st_{i+1}, v_{i+1}$  in  $t$ ,  $0 \leq i < n$ . If only a part of a trace is relevant, we write  $[t, v_0, st_1, \dots, v_n]$  for the trace continuing from  $v_0$  and reaching  $v_n$  such that  $t$  ends in  $v_0$ .



We note that CFGs as stated in Definition 3.1 can be used to model arbitrary branching and looping constructs (such as `if-then-else` and `while`), and hence the basic statements of programming language  $L$  do not need to cover these features. We will further make the following assumptions:

- (1) Each function  $f$  is either loop-free or consists of a single loop such that the loop header is  $entry_f$ ; formally, we require that the CFG of  $f$  is either acyclic or all back-edges of  $f$  (the edges returning to a loop header) return to  $entry_f$ . This assumption is without loss of generality, as loops that are embedded in a bigger context can be represented by calls to a function whose body is precisely the loop. Note that this approach works particularly for nested loops.
- (2) We assume the programs to not contain (mutually) recursive functions.
- (3) Each vertex  $v \in V$  has at most two outgoing edges in  $E$ . This assumption is without loss of generality as a node with multiple successors can be split into (a sequence of) multiple nodes with the same set of successors such that each node has exactly two successors.

**Definition 3.2 (Program Configuration).** A *program configuration* from the set  $Config$  is either a pair  $(S, H)$  consisting of a *stack*  $S$  and a *memory map*, also called *heap*,  $H$  or the dedicated *err* configuration. The stack  $S : Var \rightarrow Val$  is a partial map from variables in  $Var$  to values from  $Val$ . The memory map  $H : (Loc \times Fld) \rightarrow_{fin} Val$  partially maps finitely many pairs of memory locations and field names into values.

The semantics of the programming language  $L$  is standard (its formalization can be found in Figure 10 in the appendix). We use the notation  $(cnf_1, st) \rightsquigarrow cnf_2$  to denote that a program reaches a configuration  $cnf_2$  from a configuration  $cnf_1$  by executing a statement  $st$ . The semantics of traces is defined as the transitive closure  $\rightsquigarrow^*$  with regard to the statements in the trace ( $cnf_i \in Config$ ):

$$\begin{aligned} (cnf_1, [v_0]) &\rightsquigarrow^* cnf_1, \\ (cnf_1, [t, v_1, st_2, v_2]) &\rightsquigarrow^* cnf_3 \text{ if } (v_1, st_2, v_2) \in E \wedge (cnf_1, [t, v_1]) \rightsquigarrow^* cnf_2 \wedge (cnf_2, st_2) \rightsquigarrow cnf_3. \end{aligned}$$

### 3.2 Separation Logic

Next, we introduce a simple separation logic fragment  $SL$  that is suited for biabduction-based shape analysis. Even though most shape analyses in recent literature are based on more sophisticated fragments, this simple fragment suffices to define our central contributions, which can be easily lifted to more powerful separation logic fragments as well (indeed, we use a more expressive fragment in our later presented experiments). The formulas of  $SL$  are based on symbolic heaps [1].

**Definition 3.3 (Separation Logic  $SL$ ).** The *separation logic fragment*  $SL$  contains the standard connectives of separation logic and an inductive predicate  $ls$  denoting a singly-linked list segment. Figure 4 shows the full syntax of  $SL$ . Symbolic heaps  $\varphi$  clearly distinguish between spatial parts  $\Sigma$  and pure parts  $\Pi$  and are combined to disjunctive symbolic heaps  $\Delta$ .

Further, we define *contracts* for a function in the programming language  $L$  to be pairs of formulas from  $SL$  where we call the parts of the pair a *pre-condition* and a *post-condition*, and denote them as  $c.pre$  and  $c.post$  for a contract  $c$ . We use the language of  $SL$  to define (rather standard) contracts for all statements of  $L$  in Appendix B.

Formulas from  $SL$  are also evaluated against program configurations with a judgement  $\models$ , such that  $cnf \models P$  denotes that  $cnf$  is a model of formula  $P$ . Figure 9 in the appendix describes this in full detail. We note that we chose the standard semantics for  $*$  and  $\mapsto$ . Furthermore, we introduce the *entailment* judgement of  $SL$ , written  $P \vdash Q$ , as:  $P \vdash Q$  iff  $\forall cnf \in Config. cnf \models P \implies cnf \models Q$ . Below, we may use  $SL$  to refer directly to the language of  $SL$  formulas.

$$\begin{aligned}
\varepsilon &:= \text{NULL} \mid k \in \mathbb{N} \mid x \in \text{Var} \mid \text{unop } \varepsilon \mid \varepsilon_1 \text{ binop } \varepsilon_2 \mid \top \quad \oplus := = | \neq | \leq | \geq | < | > \\
\Sigma &:= x.f \mapsto \varepsilon \mid \Sigma_1 * \Sigma_2 \mid \text{ls}(x, \varepsilon) \mid \text{emp} \quad \Pi := \Pi_1 \wedge \Pi_2 \mid \text{true} \mid \varepsilon_1 \oplus \varepsilon_2 \\
\varphi &:= \Pi : \Sigma \quad \Delta := \varphi \vee \Delta \mid \varphi
\end{aligned}$$

Figure 4. The syntax of the separation logic fragment  $SL$ .

*Variables in  $SL$ .* We call all variables occurring in a program  $Pr$  the *program variables*  $PVar \subseteq Var$  of  $Pr$  and assume that the program variables are unique for each function in  $Pr$ . We call the variables in  $LVar := vars(P) \setminus PVar$  logical variables of a formula  $P$ . We define the dedicated logical variable  $return_f$  to denote the return value of a function  $f$ , if any.

*Definition 3.4 (Normal Form).* Similar to Magill et al. [19], we define formulas in  $SL$  to be in normal form if they satisfy the following requirements: (1) all variables in  $PVar$  are defined uniquely by an equality with a logical variable that denotes their current value; (2) other than in these equalities,  $PVars$  do not occur in any other term. This normal form guarantees that even if a program variable has a complex value described by a compound term, its value is always represented by a single logical variable. For the sake of readability, we omit the explicit  $PVar$  equalities in most examples and only show how the formulas would look after simplification.

*Example 3.5.* The formula  $x = X \wedge i < 13 : \text{ls}(X, y) * y \mapsto i$  with  $\{x, y, i\} \subseteq PVar$  is equivalent to the normal form  $x = X \wedge y = \ell_y \wedge i = \ell_i \wedge \ell_i < 13 : \text{ls}(X, \ell_y) * \ell_y \mapsto \ell_i$  where  $\ell_y, \ell_i \in LVar$  are fresh.

*Notation.* We denote with  $P[x/y]$  the formula  $P$  with the variable  $y \in LVar$  substituted with  $x$  or with the equality for  $y \in PVar$  exchanged in the normal form of  $P$  with  $y = x$ , respectively. We often denote a formula  $\Pi : \Sigma$  by only  $\Pi$  or  $\Sigma$  if  $\Sigma = \text{emp}$  or  $\Pi = \text{true}$ , respectively. Furthermore, we denote the composition of formulas  $\varphi_1 = \Pi_1 : \Sigma_1$  and  $\varphi_2 = \Pi_2 : \Sigma_2$  as  $\varphi_1 * \varphi_2 := \Pi_1 \wedge \Pi_2 : \Sigma_1 * \Sigma_2$ .

*Definition 3.6 (Abstraction).* An abstraction function  $\alpha : SL \rightarrow SL$  takes a formula in the separation logic  $SL$  and returns a potentially different formula in the same logic. The procedure is especially allowed to introduce new inductive predicates into the formula. For this work, we only explicitly require that the abstraction procedure  $\alpha$  abstracts a given formula  $P$  such that  $P \vdash \alpha(P)$ .

*Example 3.7.* An abstraction procedure  $\alpha$  as described by Distefano et al. [8] abstracts consecutive pointer chains into list segments, i.e.,  $\alpha(a.\text{next} \mapsto b * b.\text{next} \mapsto c) = \text{ls}(a, c)$ .<sup>5</sup>

### 3.3 Biabduction-based Shape Analysis

*Definition 3.8 (Biabduction).* *Biabduction* is the process of solving a query  $P * \boxed{M} \vdash Q * \boxed{F}$  for given  $SL$  formulas  $P$  and  $Q$  by computing an *antiframe* (or missing part)  $M$  and a *frame*  $F$  such that the entailment is valid. We explicitly only allow solutions for  $M$  that do not contradict  $P$ , as otherwise, the entailment would be trivially valid. A *biabduction procedure* is then an algorithm that, given two formulas, either computes a fitting frame and anti-frame or fails if it cannot find any. The steps to compute a frame and anti-frame are called *frame inference* and *abduction*, respectively.

For the sake of saving space, we do not develop a full biabduction procedure here but refer the reader to [5, 6, 13] for detailed descriptions.

*Definition 3.9 (Analysis States).* An *analysis state*  $s$  is an intermediate contract  $(P \parallel Q)$  where  $P \in \varphi$  and  $Q \in \Delta$ . To distinguish these from finished contracts, we call  $P$  the candidate pre-condition ( $s.\text{pre}$ )

<sup>5</sup>As this step loses information about  $b$ , it is only applied in contexts in which  $b$  is not relevant otherwise. A formal description of this restriction can be found, e.g., in [16].

and  $Q$  the current post-condition ( $s.curr$ ). In an analysis state, each function argument  $a_i \in PVar$  is associated with an *anchor* variable  $A_i \in AnchVar \subseteq LVar$  (in upper case) denoting its value at the function entry.

**Definition 3.10 (Biabductive Symbolic Execution Step).** Let there be an analysis state  $(P \parallel Q)$  at a program location  $l$  for a statement  $st$  with contract  $(L \parallel R)$  and a location  $l'$  such that  $(l, st, l') \in E$ . Then  $st$  can be symbolically executed by solving the biabduction query  $Q * \boxed{M} \vdash L * \boxed{F}$  resulting in the new analysis state  $(P * M \parallel R * F)$ . As in [5, 6, 13], we require that (1)  $var(M) \subseteq LVar$  and that (2)  $P * M$  is satisfiable. If such an  $M$  does not exist, we say that the biabduction *fails*.

**Definition 3.11 (Biabduction-based Shape Analysis  $A_B$ ).** We define a basic *biabduction-based shape analysis*  $A_B$  that uses a biabduction procedure  $B$  and an abstraction procedure  $\alpha$  to analyze programs from  $L$ . Thereby,  $A_B$  analyzes the functions *bottom-up* along the call tree, starting from its leaves. In each analysis step,  $A_B$  takes an analysis state and symbolically executes the next statement from it by updating the state according to Definition 3.10. In the case of multiple contracts, the analysis has to determine the applicable ones and continue from each of these.

Furthermore, the analysis runs until it reaches a fixed point, i.e., until no new analysis states are computed. A common way to check for this condition is to check whether new analysis states entail already computed ones. To enforce termination,  $A_B$  also applies  $\alpha$  to abstract the analysis states in the case of loops. Finally, the pairs of candidate pre-conditions and current post-conditions forming the analysis states reached at the exit of the function become its contracts.

**Definition 3.12 (Soundness of Analysis States).** An analysis state  $s$  with a candidate pre-condition  $s.pre = P$  and a current post-condition  $s.curr = Q$  is called *sound* for a trace  $t$  through a function  $f$ , written as the Hoare triple  $\{P\} t \{Q\}$  or  $s \triangleright t$  for short, iff

$$\forall cnf, cnf' \in Config. cnf \models P \wedge (cnf, t) \rightsquigarrow^* cnf' \implies cnf' \neq err \wedge cnf' \models Q.$$

Similarly, a function contract  $c$  with  $c = (P \parallel Q)$  is called *sound* for the CFG  $body_f$  of a function  $f$ , written  $\{P\} body_f \{Q\}$  or  $c \triangleright body_f$  for short, if and only if  $\{P\} t \{Q\}$  holds for all traces  $t = [entry_f, \dots, exit_f]$  through  $body_f$ .

**Definition 3.13 (Initial Analysis States).** The *initial analysis state* for a function  $f$  is the analysis state  $s_0$  such that  $s_0.pre = true$ ,  $s_0.curr = \bigwedge \{x = X \mid x \in PVar \wedge X \in AnchVar\}$ , which denotes that each program variable has a fixed but initially unrestricted value (anchor) at the start of  $f$ . We omit these equalities if they are not relevant in the latter sections.

**Handling of ASSUME.** Following the seminal work by Calcagno et al. [5, 6] and the more recent [13], we define biabductive shape analysis to split its states at branching points according to the branching condition. As the literature contains sufficient explanations of this mechanism (called *assume-as-assume* and *assume-as-assert*), we only give a brief intuition here and provide more details in Appendix C. If the branching condition can be expressed in terms of the function arguments, i.e., if the branch taken can be statically determined purely from the function arguments, the analysis includes the two cases into the pre-conditions of the resulting states. This treatment is equivalent to handling the branching condition's ASSUME statements as if they were ASSERT statements instead. Otherwise, the analysis states for the branches have the same pre-condition, and the branching condition cases are only added to the corresponding post-conditions.

## 4 SOUND BRANCHING ANALYSIS WITH SHARED ABDUCTION

In this section, we introduce shared abduction in full detail. As the example in Listing 1 is rather convoluted, we introduce a simpler one to show how exactly the technique works. The function

nested in Listing 4 loads from one of the three pointer arguments, depending on both a non-deterministic condition ? on Line 2 and a deterministic one on Line 3. Regardless of the values of the function arguments, an execution can either take the then or the else branch of the outer if-then-else.

```

1 int nested(node *x, node *y, node *z){
2     if (?) {
3         if (y != NULL) {
4             return y->data;
5         } else {
6             return z->data;
7         }
8     } else {
9         return x->data;
10    }
11 }
```

Listing 4. Nested branching.

Therefore, the original analysis simply splits the analysis state without a change to the pre-conditions. In contrast, the branches of the inner if-then-else can be distinguished by whether the argument  $y$  is initially a null pointer, leading the analysis to abduce different pre-conditions for each branch. Thus, the abducted pre-conditions for each of these do not guarantee memory safety for the other code paths.

Altogether, the classical biabduction-based shape analysis will find three unsound contracts for the function, one for each possible code path, similar to the following:

$$\begin{aligned}
 & (x.data \mapsto \ell_1 \parallel \text{return}_{\text{nested}} = \ell_1 : x.data \mapsto \ell_1) \\
 & (y \neq \text{NULL} : y.data \mapsto \ell_2 \parallel y \neq \text{NULL} \wedge \text{return}_{\text{nested}} = \ell_2 : y.data \mapsto \ell_2) \\
 & (y = \text{NULL} : z.data \mapsto \ell_3 \parallel y = \text{NULL} \wedge \text{return}_{\text{nested}} = \ell_3 : z.data \mapsto \ell_3)
 \end{aligned}$$

As introduced in Section 2.1, our new technique overcomes this unsoundness issue and shares requirements abducted with related analysis states. To guarantee that the requirements are only shared with actually related analysis states, we introduce so-called *extended analysis states* or *worlds* for short.

**Definition 4.1 (Worlds).** We lift analysis states consisting of a single pre- and post-condition to *worlds*, comprising a shared candidate pre-condition  $P$  and multiple current post-conditions  $Q_i^{l_i}$  at potentially different program locations  $l_i$ :  $(P \parallel Q_0^{l_0} \vee \dots \vee Q_n^{l_n})$

We stress the seemingly small but crucial difference between the current post-conditions used in our notion of worlds and the previously defined abstract states: the latter are, in general, also allowed to use disjunctions but are missing the labeling by program locations (allowing the disjuncts to be associated with different program paths). Moreover, worlds do not require the logic itself to contain disjunctions but merely simulates them with its structure.

**Definition 4.2 (Soundness of Worlds).** A world  $w = (P \parallel Q_0^{l_0} \vee \dots \vee Q_n^{l_n})$  is called *sound* for a trace  $t = [v_0, \dots, v_n]$ , written  $\{P\} t \{Q_0^{l_0} \vee \dots \vee Q_n^{l_n}\}$  or  $w \triangleright t$  for short, iff  $\forall \text{conf}, \text{conf}' \in \text{Config}. \text{conf} \models P \wedge (\text{conf}, t) \rightsquigarrow^* \text{conf}' \implies \text{conf}' \neq \text{err} \wedge \exists i. l_i = v_n \wedge \text{conf}' \models Q_i$ .

**Definition 4.3 (Shared Abduction).** If the analysis finds a new missing piece of information for any of the world's current post-conditions  $Q_i$ , it is added to the shared pre-condition  $P$  and all other current post-conditions as well. We call this *shared abduction*. This step is motivated by the frame rule of separation logic and works as follows: If  $M$  and  $F$  are the solution to the biabduction query  $Q_i * \boxed{M} \vdash L * \boxed{F}$  where  $(L \parallel R)$  is the contract of the statement  $st$  that is the label of the edge  $(l_i, st, l_{i+1})$ , then the world  $(P \parallel Q_0^{l_0} \vee \dots \vee Q_i^{l_i} \vee \dots \vee Q_n^{l_n})$  gets updated to:

$$(P * M \parallel (Q_0 * M)^{l_0} \vee \dots \vee (Q_i * M)^{l_i} \vee \dots \vee (Q_n * M)^{l_n} \vee (F * R)^{l_{i+1}}).$$

As the analysis not only adds new post-conditions but also changes the original ones, a fixed point of the analysis is only reached if all relevant requirements are abducted, and all possible post-conditions have been computed.

*Analysis with Worlds.* We note that worlds have to be handled differently than analysis states. First of all, whereas analysis states can be split at branching statements by simply duplicating them and adding the respective assumptions, world splits need to be treated differently. The two branches must share their abducted pre-conditions if the branch taken cannot be determined from the initial program state. Therefore, such a branching point with condition *cond* at a location  $l_i$  with two successor locations  $l_j$  and  $l_k$  for a current post-condition  $Q_i$  leads to transforming the world from  $(P \parallel Q_0^{l_0} \vee \dots \vee Q_i^{l_i} \vee \dots \vee Q_n^{l_n})$  to  $(P \parallel Q_0^{l_0} \vee \dots \vee Q_i^{l_i} \vee \dots \vee Q_n^{l_n} \vee (Q_i \wedge \text{cond})^{l_j} \vee (Q_i \wedge \neg \text{cond})^{l_k})$ , where two new post-conditions are added to the world.

In contrast, if the branch can be determined from the initial program state, the whole world must be split into two to ensure shared abduction works correctly. This means that the world at the branching point is exchanged with two new worlds:

$$(P \wedge \text{cond} \parallel (Q_0 \wedge \text{cond})^{l_0} \vee \dots \vee (Q_i \wedge \text{cond})^{l_i} \vee \dots \vee (Q_n \wedge \text{cond})^{l_n} \vee (Q_i \wedge \text{cond})^{l_j}), \\ (P \wedge \neg \text{cond} \parallel (Q_0 \wedge \neg \text{cond})^{l_0} \vee \dots \vee (Q_i \wedge \neg \text{cond})^{l_i} \vee \dots \vee (Q_n \wedge \neg \text{cond})^{l_n} \vee (Q_i \wedge \neg \text{cond})^{l_k}).$$

**THEOREM 4.4 (LOOP-FREE SOUNDNESS WITH WORLDS).** *Let  $A_B$  return only sound contracts for functions without branching. Further, let  $A'_B$  be the biabduction-based shape analysis obtained by extending  $A_B$  to use worlds as its analysis states and to apply shared abduction. Then, the contracts computed by  $A'_B$  for loop-free functions even with branching are sound.*

**PROOF.** See Appendix D.1. □

*Example 4.5.* With these ideas, the function in Listing 4 can be analyzed as follows. At the start of the function, the world is equivalent to an initial analysis state:  $(\text{true} \parallel (x = X \wedge y = Y \wedge z = Z)_0^1)$ .

For better readability, we denote program locations with their respective lines in the listing and only show the current post-conditions with the highest line number for each branch. Furthermore, we add subscripts to identify the different current post-conditions and worlds uniquely. At the outer if-then-else, the current post-condition is split into two as the branching condition can only be related to the function arguments due to its non-determinism. We further ignore the condition in the formula as it has no further relevance either way.

$$(\text{true} \parallel (x = X \wedge y = Y \wedge z = Z)_0^3 \vee (x = X \wedge y = Y \wedge z = Z)_1^9)$$

If the analysis chooses w.l.o.g. to first proceed with the current post-condition 1, it will abduce that  $X.\text{data}$  needs to be allocated and share this information with the rest of the world:

$$(X.\text{data} \mapsto \ell_1 \parallel (x = X \wedge y = Y \wedge z = Z : X.\text{data} \mapsto \ell_1)_0^3 \\ \vee (x = X \wedge y = Y \wedge z = Z \wedge \text{return}_{\text{nested}} = \ell_1 : X.\text{data} \mapsto \ell_1)_1^{11})$$

Thus, the current post-condition in the then branch now also requires as a pre-condition that  $X.\text{data}$  is allocated and will not be unsound due to missing this information. The analysis can then choose to proceed with the current post-condition 0 and find that it can relate the branching condition with the function arguments. Therefore, the world needs to be split, as the two cases of condition are expressed as part of the world's pre-condition. To be more precise, the world is split

based on whether  $Y$  is  $NULL$ :

$$\begin{aligned}
& (Y \neq NULL : X.data \mapsto \ell_1 \parallel (x = X \wedge y = Y \wedge z = Z \wedge Y \neq NULL : X.data \mapsto \ell_1)_0^4 \\
& \quad \vee (x = X \wedge y = Y \wedge z = Z \wedge return_{nested} = \ell_1 \wedge Y \neq NULL : X.data \mapsto \ell_1)_1^{11})_0, \\
& (Y = NULL : X.data \mapsto \ell_1 \parallel (x = X \wedge y = Y \wedge z = Z \wedge Y = NULL : X.data \mapsto \ell_1)_0^6 \\
& \quad \vee (x = X \wedge y = Y \wedge z = Z \wedge return_{nested} = \ell_1 \wedge Y = NULL : X.data \mapsto \ell_1)_1^{11})_1.
\end{aligned}$$

The two worlds will then abduce different required pre-conditions in further steps and finally result in the following (simplified) contracts for the function `nested`:

$$\begin{aligned}
& (y \neq NULL : x.data \mapsto \ell_1 * y.data \mapsto \ell_2 \parallel \\
& \quad (y \neq NULL \wedge return_{nested} = \ell_2 : x.data \mapsto \ell_1 * y.data \mapsto \ell_2) \\
& \quad \vee (y \neq NULL \wedge return_{nested} = \ell_1 : x.data \mapsto \ell_1 * y.data \mapsto \ell_2)), \\
& (y = NULL : x.data \mapsto \ell_1 * z.data \mapsto \ell_3 \parallel \\
& \quad (y = NULL \wedge return_{nested} = \ell_3 : x.data \mapsto \ell_1 * z.data \mapsto \ell_3) \\
& \quad \vee (y = NULL \wedge return_{nested} = \ell_1 : x.data \mapsto \ell_1 * z.data \mapsto \ell_3)).
\end{aligned}$$

#### 4.1 Comparison with Disjunctive Domains

It may be tempting to consider shared abduction with worlds to be just a disjunctive closure of conjunctive formulas used commonly in various approaches based on abstract interpretation. However, the situation is not so simple. Indeed, when using a disjunctive closure, the symbolic execution of the system under analysis is typically performed independently for each disjunct, perhaps followed by attempts to join some of the disjuncts or to prune them away using entailment checks—as done in [6, 10, 13]. On the other hand, our analysis with worlds is much more intricate in that (1) the worlds are, in fact, not purely disjunctive due to a single precondition shared by all current post-conditions in a world and due to working with sets of worlds, (2) state splits either result in two new post-conditions or two new worlds, and (3) the symbolic execution from a single disjunct of a world can influence all other disjuncts in the world via shared abduction (cf. the subformulas highlighted in Definition 4.3 and in the text above Theorem 4.4).

### 5 BIABDUCTIVE LOOP ACCELERATION WITH SHAPE EXTRAPOLATION

We first introduce the central steps of our technique for a simplified setting. In this setting, loops only have loop conditions of the form  $x \neq NULL$  where  $x$  is a program variable. Furthermore, we assume that loops do not contain branching. We will show how to lift these restrictions in Section 5.2.

We will explain the steps of our biabductive loop acceleration with the help of the example in Listing 5, which falls into the fragment of programs allowed in the simplified setting. The example shows a simple loop that frees a given list node by node. As such, the expected contract would be  $(ls(x, NULL) \parallel \text{emp})$ .

```

1 void free_list(node *x) {
2     while (x != NULL) {
3         node *aux = x;
4         x = x->next;
5         free(aux);
6     }
7 }

```

Listing 5. Deallocating a list.

#### 5.1 Basic Biabductive Loop Acceleration

A high-level description of the biabductive loop acceleration can be found in Procedure 1. The following paragraphs then describe the main steps of the procedure in greater detail. The procedure assumes that the basic biabduction-based shape analysis  $A_B$  is sound for loop-free functions.



**Procedure 1** Biabductive loop acceleration with shape extrapolation**Input:** A function  $f$  consisting of a loop  $l$  with body  $body_l$  and exit condition  $e_l$ **Output:** A sound contract  $c$  for  $f$  or FAILURE $s_0.pre \leftarrow \text{true}, \quad s_0.curr \leftarrow \bigwedge \{x = X \mid x \in PVar(f)\}$ Compute  $s_1 \leftarrow A_B(body_l, s_0)$  $(transf_{pre} * rem_{pre} \parallel transf_{curr} * rem_{curr}) \leftarrow \text{PARTITION}(s_1)$  $\mathcal{P}, \mathcal{Q} \leftarrow \text{SHAPEEXTRAPOLATION}(transf_{pre}, transf_{curr})$ Construct  $s_{inv}$  from  $\mathcal{P}, \mathcal{Q}, rem_{pre}$ , and  $rem_{curr}$  $s_2 \leftarrow A_B(body_l, s_{inv})$ Check that  $s_2.curr \vdash s_{inv}.curr$ Construct  $s_{final}$  from  $\mathcal{P}, \mathcal{Q}, rem_{pre}$ , and  $rem_{curr}$ **return**  $c \leftarrow s_{final}$ 

*Partitioning.* Our algorithm first analyzes a single loop iteration starting from the initial analysis state  $s_0 := (\text{true} \parallel \bigwedge_{x \in PVar(f)} x = X)$ . If this analysis run ends in a state  $s_1$ , the algorithm then continues by determining which parts of  $s_1$  describe the shape of the traversed data structure, i.e., the traversed singly-linked lists in our simplified setting. To this end, the algorithm partitions the candidate pre-condition as well as the current post-condition of the state  $s_1$  into subformulas  $transf_{pre/curr}$  and  $rem_{pre/curr}$  such that the former formulas contain the *transformed*<sup>6</sup> parts of the state that should be related to the shape, whereas the *remaining* parts of the state are collected in the subformulas  $rem$ , which comprise both completely unchanged predicates as well as changed memory locations that are not part of the shape. This separation is done for both the pre- and current post-condition of the state  $s_1$  to capture changes to the shape of the data structure. Some more technical details of the partitioning, which are not needed now, will be presented in Section 5.3.

*Example 5.1.* In the example in Listing 5, the analysis finds the state  $s_1 := (X.next \mapsto \ell_1 \parallel x = \ell_1)$  after one loop iteration. There, the partition of  $s_1$  is trivially  $transf_{pre} := s_1.pre$  and  $transf_{curr} := s_1.curr$  as this simple loop does not affect anything except the traversed list. On the other hand, the inner loop of Listing 2 does not change the shape of the traversed list but accesses and changes further parts of the program state. As a result, the partitions are  $transf_{pre} = transf_{curr} := i.next \mapsto \ell_1 * i.elem \mapsto \ell_2$  for the predicates that relate to the list and  $rem_{pre} = o.weight \mapsto \ell_3 * sum \mapsto \ell_4$  and  $rem_{curr} = o.weight \mapsto \ell_3 * sum \mapsto (\ell_4 + \ell_3 \cdot \ell_2)$  for the ones relating to the context.

*Extrapolation.* The main step of our procedure is the construction of the candidate loop invariant  $s_{inv}$ . For that, we first need to find an abstract description of the shape of the involved data structures. The abstraction must satisfy specific properties described below that are needed to ensure the soundness of the approach. We call this step *shape extrapolation* and provide a concrete heuristic algorithm implementing it in Section 5.3. However, we stress that this algorithm can be changed if the properties we describe below keep to hold. In general, we need shape extrapolation to abstract the two subformulas  $transf_{pre}$  and  $transf_{curr}$  to list-segment shapes  $\mathcal{P}(X, x)$  and  $\mathcal{Q}(X, x)$  where the parameter  $X$  denotes the first node of the list segment and  $x$  denotes the current position in the

<sup>6</sup>Here “transformed” means the changed value of the loop variable  $x$  and the shape that is described in between the old and the new value of  $x$ .

segment; we omit the parameters  $X$  and  $x$  and simply write  $\mathcal{P}$  and  $\mathcal{Q}$  when there is no danger of confusion.

We require  $\mathcal{P}$  and  $\mathcal{Q}$  to satisfy the three properties given in Figure 5. We note that the conditions are stated here wrt. the loop condition  $x \neq \text{NULL}$ . The conditions are generalized later on in Figure 6, and the proof of soundness (cf. Appendix D.2) for our approach shows that they suffice to establish a loop invariant.

Intuitively, Point (1) of Figure 5 simply ensures that  $\mathcal{P}$  and  $\mathcal{Q}$  are actual abstractions of  $\text{transf}_{pre}$  and  $\text{transf}_{curr}$ , respectively. In addition, Property (2) ensures that  $\mathcal{Q}$  only describes the so-far traversed and transformed part of the list. Thereby, if  $X = x$ , i.e., at the start of the loop, the so-far traversed and transformed part of the list must be empty. Finally, (3) states that consecutive list segments may always be composed into one list segment.

*Example 5.2.* In the example in Listing 5, the shape  $\text{transf}_{pre}$  obtained after one iteration of the loop is extrapolated using the later presented algorithm to the formula  $ls(X, \ell_1)$ . Together with the current value of  $x$  being  $\ell_1$ , the shape  $\mathcal{P}$  becomes  $ls(X, x)$  after normalization. On the other hand,  $\text{transf}_{curr} = \text{emp}$  does not contain any spatial predicates, and so the extrapolation produces  $\text{emp}$  as  $\mathcal{Q}$  corresponding to that the transformation of the list consists in deleting it – if the list was just traversed, we would obtain  $ls(X, x)$ . It is easy to verify that all properties of Figure 5 are satisfied.

*Loop Invariant Checking.* In contrast to previous biabduction-based shape analyses, we explicitly construct a candidate loop invariant from the abstract shapes  $\mathcal{P}$  and  $\mathcal{Q}$  and subsequently check whether it is a sound loop invariant. The candidate loop invariant  $s_{inv}$  is meant to describe an intermediate state of the loop:

$$s_{inv} := (\text{rem}_{pre} * \mathcal{P} * \mathcal{P}[x/X, \text{NULL}/x] \parallel \text{rem}_{curr} * \mathcal{Q} * \mathcal{P}[x/X, \text{NULL}/x]).$$

The pre-condition of this state contains two (sub-)shapes  $\mathcal{P}$  and  $\mathcal{P}[x/X, \text{NULL}/x]$  where the first describes the already traversed list part starting in  $X$  and ending in the current value of  $x$ , whereas the latter denotes the not yet traversed part of the list starting at  $x$  and ending in  $\text{NULL}$ . We note that, due to the extrapolation Property (3), the two sub-shapes together form the full extrapolated shape  $ls(X, \text{NULL})$ . In contrast, the post-condition also takes into account the effects of the loop on the already traversed list segment and, thus, contains  $\mathcal{Q}$  instead of  $\mathcal{P}$ .

To prove that  $s_{inv}$  is a loop invariant, the analysis also needs to check whether the post-condition's memory footprint is sufficient for another loop iteration and whether it also holds after this iteration. This is proven by analyzing another loop iteration starting from  $s_{inv}$  in which the abduction of new pre-condition predicates is disallowed, thus forcing the analysis to fail if the shapes describe an insufficient memory footprint.

Suppose the invariant checking step successfully finishes the symbolic execution of the loop body in some state  $s_2$ . In that case, this implies that the loop body can be safely executed from the state  $s_{inv}$ . Next, we check whether  $s_2.\text{curr} \vdash s_{inv}.\text{curr}$ , i.e. whether  $s_{inv}$  is actually a loop invariant. If the check succeeds, the shapes are sound for all loop iterations, and the loop acceleration procedure can continue with the final step. We specifically note that our approach requires the analysis of just a single loop iteration plus another invariant check iteration to filter out unsound extrapolation results in most cases, whereas previous work could not do so without a full second analysis phase.

*Example 5.3.* It trivially holds that the following state is invariant for the loop in Listing 5, i.e., it is sound before and after each loop iteration.  $s_{inv} := (ls(X, \ell_1) * ls(\ell_1, \text{NULL}) \parallel x = \ell_1 : ls(\ell_1, \text{NULL}))$ . As the state depicts the program at an arbitrary point of the iteration, it contains both the already

- (1)  $\text{transf}_{pre} \vdash \mathcal{P}$  and  $\text{transf}_{curr} \vdash \mathcal{Q}$ ,
  - (2)  $\mathcal{Q} \wedge X = x \vdash \text{emp}$ ,
  - (3)  $\mathcal{P}[a/X, b/x] * \mathcal{P}[b/X, c/x] \vdash \mathcal{P}[a/X, c/x]$ .
- Figure 5. Extrapolation properties

traversed shape  $ls(X, \ell_1)$  in the pre-condition (which has already been freed in the post-condition) and the still-to-traverse shape  $ls(\ell_1, NULL)$  that is the same in the pre- and post-condition.

*Finalizing.* Lastly, the loop analysis is finalized by constructing the final state reached after finishing the loop from the shapes  $\mathcal{P}$  and  $\mathcal{Q}$  as

$$s_{final} := (rem_{pre} * \mathcal{P}[NULL/x] \parallel x = NULL * rem_{curr} * \mathcal{Q} * \mathcal{P}[x/X, NULL/x])$$

This state is simply obtained from  $s_{inv}$  by adding the negated loop condition  $x = NULL$  and using extrapolation Property (3) to simplify the pre-condition. If the extrapolation procedure additionally satisfies the property  $\mathcal{P}(x/X, NULL/x) \wedge x = NULL \vdash \text{emp}$  (Property (4)), which is natural for traversing linked lists until the end, the final state can be simplified even further.

*Example 5.4.* For the loop in Listing 5, the final state is simply  $s_{final} := (ls(X, NULL) \parallel x = NULL)$  as the freed list is represented by the shape  $\mathcal{Q}$  being empty. Since the list segment to  $NULL$  satisfies Property (4), we obtain the expected final state. In addition, this state is also the contract of the function `free_list`, and thus the analysis reaches its end for this function.

## 5.2 Lifting Restrictions on Biabductive Loop Acceleration

In this section, we explore how the restrictions introduced above can be lifted to make biabductive loop acceleration with shape extrapolation more applicable in practice.

*Notation.* We write  $\bar{x}$  for an ordered list of elements  $x_i$  with  $0 \leq i \leq n$  for some  $n$ . We denote by  $f(\bar{x})$  the ordered list  $\bar{y}$  where  $y_i = f(x_i)$  for  $0 \leq i \leq n$ .

```

1 void either_list(node *x) {
2   node *head = x;
3   while (x != NULL
4     && x->next != head)
5     { // ... }
6 }
```

Listing 6. Cyclic/null-terminated lists.

*Extension: General Loop Conditions.* The first restriction that we lift concerns the loop condition. We assume that the loop condition  $e_l$  is of the form  $e_l = \bigwedge_i e_i$  with single atomic conjuncts  $e_i$  of arbitrary form. An example of such a loop can be seen in Listing 6, which handles both cyclic and null-terminated lists equally.

Handling such a more general loop condition requires further adjustments to the loop acceleration procedure. To be able to express multiple exit conditions that relate to multiple different variables, the algorithm needs to be able to describe the traversed shape relative to these variables. Hence, the shapes  $\mathcal{P}$  and  $\mathcal{Q}$  are now parameterized over all program variables changed throughout the loop—namely, all variables  $x$  for which  $s_1.curr.\Pi \not\vdash x = X$ . We call the set of these variables *Changed* and re-define the  $\mathcal{P}$  and  $\mathcal{Q}$  shapes as  $\mathcal{P}(\bar{X}, \bar{x})$  and  $\mathcal{Q}(\bar{X}, \bar{x})$ , respectively, where  $\bar{x}$  is the ordered list of the variables from *Changed* that occur in  $\mathcal{P}$  and  $\mathcal{Q}$ , and  $\bar{X}$  is the ordered list of the corresponding anchor variables. Below, we will use  $\mathcal{P}(\bar{a}, \bar{b})$  to denote the predicate  $\mathcal{P}(\bar{X}, \bar{x})[\bar{a}/\bar{X}, \bar{b}/\bar{x}]$ , i.e., the predicate obtained from  $\mathcal{P}(\bar{X}, \bar{x})$  by simultaneously substituting the variables  $\bar{X}$  with  $\bar{a}$ , and  $\bar{x}$  with  $\bar{b}$  (we will use the same notation for  $\mathcal{Q}$ ). Note that for lists, this is equal to setting the two parameters of the list segment predicate to  $a$  and  $b$ , respectively.

With this notation, we re-define the properties of extrapolation to consider the new parameters as stated in Figure 6. We further define a mapping  $\text{EXIT}(x)$  of variables  $x \in \text{Changed}$  to the values they can have at a loop exit. As these values can be challenging to determine from the loop condition alone, we restrict the map to hold only logically constant values, i.e.,  $NULL$  or other program variables outside of *Changed* (as their values stay constant throughout the loop), and define the other entries to map to fresh logical variables instead.

- (1)  $\text{transf}_{pre} \vdash \mathcal{P}(\bar{X}, \bar{x})$  and  $\text{transf}_{curr} \vdash \mathcal{Q}(\bar{X}, \bar{x})$ ,
- (2)  $\mathcal{Q}(\bar{X}, \bar{x}) \wedge \bigwedge \{X = x \mid x \in \text{Changed}\} \vdash \text{emp}$ ,
- (3)  $\mathcal{P}(\bar{a}, \bar{b}) * \mathcal{P}(\bar{b}, \bar{c}) \vdash \mathcal{P}(\bar{a}, \bar{c})$ .

Figure 6. General extrapolation properties.

Furthermore, the post-condition of the final state has to be changed to encode that any of the loop conditions can be unsatisfied for the program to leave the loop. This is encoded by taking the disjunction of the previous final state post-condition combined with one dissatisfied loop condition (note that the disjunction represents the world's current post-conditions):

$$s_{final}.curr := \bigvee_i \left( \neg e_i * rem_{curr} * Q(\bar{X}, \bar{x}) * P(\bar{x}, \text{EXIT}(\bar{x})) \right).$$

*Extension: Branching Loop Body.* Branching in loop bodies can be handled by collecting all states  $s_1$  after the first loop iteration analysis, extrapolating their shapes, and combining them if possible into one compound shape via a join operation akin to the one used by Dudka et al. [10]. Because such an operation is mostly orthogonal to the central ideas of shape extrapolation, we refer to the literature for more details.

*Extension: Overlapping Shape Changes.* The extension to allow for more general loop conditions can lead to problems with shape extrapolation if the involved shapes are changed in an overlapping way, i.e., if the new and old memory locations to which program variables point to are the same. This can, e.g., happen if a list is reversed (cf. Appendix E.1). Such cases can be detected if the set *AnchVar* and the new values of program variables in *Changed* overlap. In the example of list reversal, the program variable tracking the reversed list will be set to the initial value of the original list as that list's first node becomes the last node in the reversed one. Such an overlap would cause problems in the implementation of SHAPEEXTRAPOLATION presented as Procedure 2. To circumvent this problem, the analysis symbolically executes further additional loop iterations to find a program state in which there is no overlap anymore, and only then performs the extrapolation.

*Extension: Further Loop Effects.* As depicted in Listing 2, loops can not only traverse data structures but also change the program state in arbitrary ways. In such cases, the candidate invariant  $s_{inv}$  might not be an actual invariant, i.e.  $s_2.curr \not\prec s_{inv}.curr$ . To handle such cases, we apply a join in the corresponding pure value domain of the analysis. In the simplest case, this step exchanges the values of variables and memory locations that are the cause of  $s_2 \not\prec s_{inv}$  with the value  $\top$ . In the example Listing 2, the value stored at *sum* after the first iteration is  $\ell_{sum} + \ell_1 \cdot \ell_w$ , resulting in the points-to predicate  $sum \mapsto \ell_{sum} + \ell_1 \cdot \ell_w$  being a part of  $s_{inv}$ . After the second iteration, the predicate changes to  $sum \mapsto \ell_{sum} + \ell_1 \cdot \ell_w + \ell_2 \cdot \ell_w$ , which does not entail its counterpart in  $s_{inv}$ . However, by joining the two values of the memory location to  $sum \mapsto \top$ , the entailment is ensured. The same problem actually occurs if the initial value of a variable does not entail its representation in the invariant, e.g., because it is set to a constant in the loop (cf. Appendix E.3). In this case, we also need to abstract the variable's values in  $s_{inv}.curr$  to  $\top$ , thus guaranteeing that  $s_{inv}$  also holds before the first iteration.

Finally, the following theorem expresses soundness of the shape extrapolation.

**THEOREM 5.5 (SOUNDNESS OF SHAPE EXTRAPOLATION).** *Let  $A_B$  compute only sound contracts for loop-free functions. If Procedure 1 uses  $A_B$ , then Procedure 1 with all extensions described in this section applied to a loop  $l$  either fails or returns a contract  $c$  such that  $c \triangleright l$ .*

**PROOF.** See Appendix D.2. □

### 5.3 Shape Extrapolation

We now propose a concrete shape extrapolation procedure based on the above presented principles.

*Partition.* The initial partitioning is one of the most crucial steps for our shape extrapolation procedure. The *transf* formulas are built by collecting all predicates that describe the shape traversed,

**Procedure 2** ShapeExtrapolation**Input:**  $transf_{pre}, transf_{curr}$ **Output:** Parametric extrapolated shapes  $\mathcal{P}$  and  $\mathcal{Q}$ Compute the maps *Changed* and *TransfM* as described in the text// Derive the shape by abstraction (with  $i \in \{pre, curr\}$ ),  $x'$  fresh $transf_i^1 \leftarrow transf_i[x' / TransfM(x) \mid x \in Changed]$  $transf_i^2 \leftarrow transf_i[x' / X \mid x \in Changed]$  $\theta_i \leftarrow \alpha(transf_i^1 * transf_i^2)$  $\mathcal{P}(\bar{x}_1, \bar{x}_2) \leftarrow \theta_{pre} \left[ \bar{x}_1 / \bar{X}, \bar{x}_2 / TransfM(\bar{x}) \right]$  $\mathcal{Q}(\bar{x}_1, \bar{x}_2) \leftarrow \theta_{curr} \left[ \bar{x}_1 / \bar{X}, \bar{x}_2 / TransfM(\bar{x}) \right]$ **return**  $\mathcal{P}, \mathcal{Q}$ 

i.e., the shape between the anchors and the new values of the variables in *Changed*. These shapes contain all transitively reachable predicates, where reachability is defined spatially. Thereby, a predicate is reachable if there exists a sequence of points-to and list predicates that pairwise overlap in their source/drain variables, modulo variable equalities. For example, if  $x \in Changed$ , then  $\ell_1 = \ell_4 : X \mapsto \ell_1 * ls(\ell_1, \ell_2) * \ell_4.data \mapsto \ell_3$  contains only predicates reachable from the anchor  $X$ .

*Transformation Map.* In addition to the partitioning of variables, our concrete shape extrapolation algorithm also needs to know the new value of the variables in *Changed*. We encapsulate this information in the *transformation map* *TransfM* which maps  $x \in Changed$  to  $\ell_x \in LVar$  such that  $s_1.curr.\Pi \vdash x = \ell_x$ . Recall that, due to the normal form as introduced in Definition 3.4, every program variable only occurs in a single equality such as  $x = \ell_1$ , and so *TransfM* can be computed by simply comparing their values before and after the loop.

*Shape Extrapolation.* Procedure 2 gives a detailed description of our concrete shape extrapolation procedure. It computes  $\mathcal{P}$  (and  $\mathcal{Q}$ ) by first extrapolating the corresponding  $transf_i$  into two copies  $transf_i^1$  and  $transf_i^2$ . These two copies are supposed to represent the shape accessed by two consecutive loop iterations via an intermediate, fresh auxiliary location. The resulting formulas are then combined via separating conjunctions and abstracted by the abstraction function  $\alpha$  to form the abstract shapes  $\theta$ , which in turn get parameterized by renaming schemas to the final  $\mathcal{P}$  and  $\mathcal{Q}$ . The use of two copies is a heuristic that has proven to be reliable in making the abstraction find better abstract shapes. Note that, in Procedure 2, we omit additional renamings of logical variables for clarity, as these only help to guide the abstraction but do not affect the resulting shapes any further.

*Example 5.6.* In the example from Listing 2, the inner loop can be extrapolated as follows: The procedure takes the effect  $transf_{pre} := I.elem \mapsto \ell_1 * I.next \mapsto \ell_2$  from the transformation and introduces the two auxiliary formulas  $transf_{pre}^1 := I.elem \mapsto \ell_5 * I.next \mapsto i'$  and  $transf_{pre}^2 := i'.elem \mapsto \ell_6 * i'.next \mapsto \ell_2$  where  $i'$  is the auxiliary location representing the intermediate value of  $i$ . From these formulas, the abstraction then finds the abstract shape  $\theta_{pre} := ls(I, i)$ . This abstracted shape is then the basis for the extrapolated shape  $\mathcal{P}$ . Similarly,  $\mathcal{Q}$  is computed to be  $ls(I, i)$ , too.

**5.4 Comparison of Biabductive Loop Acceleration with Other Loop Accelerations**

Lastly, we want to explore how our biabductive loop acceleration approach deviates from existing loop acceleration approaches utilized in other shape analyses. At first, we reconsider the loop acceleration method by Calcagno et al. [5, 6] with its direct application of abstraction.

```

1 void two_steps(node *x) {
2     while (x != NULL) {
3         x = x->next;
4         x = x->next;
5     }
6 }

```

Listing 7. Two-step list traversal.

As briefly described for Listing 2, this loop acceleration technique consists of four main steps: (1) The loop body is analyzed for the first time. (2) When the analysis reaches the loop header again, the analysis transforms the current pre-post-condition pair  $(P, Q)$  via the abstraction procedure  $\alpha$  to  $(\alpha(P), \alpha(Q))$ , thus abstracting the already traversed part of the data structure in the pre- and post-condition, respectively. (3) If the resulting analysis state has not been computed before, i.e., if it not yet part of the set of analysis states for this program location, continue with Step (1). (4) If the state has been computed before, the analysis has found a fixed point and can continue after the loop. We now explore why these steps are unsound for the example in Listing 7, which was originally introduced by Calcagno et al. [6].

*Example 5.7.* In Listing 7, Step (1) leads to abducting the partial formula  $X.\text{next} \mapsto \ell_1 * \ell_1.\text{next} \mapsto \ell_2$ . The state-of-the-art abstraction procedures of Broom or Abductor combine the two points-to predicates into one list segment  $ls(X, \ell_2)$  in the pre- and post-condition, respectively, in Step (2). This list segment explicitly represents a list of arbitrary length. As the analysis has found a new state, Step (3) will lead to a second iteration, resulting in  $ls(X, \ell_2) * \ell_2.\text{next} \mapsto \ell_3 * \ell_3.\text{next} \mapsto \ell_4$ , which is abstracted into  $ls(X, \ell_4)$  in another Step (2). The resulting list segment is equivalent to the old  $ls(X, \ell_2)$  up to renaming as logical variable names are not fixed between the states. Thus, Step (4) finishes the analysis of the loop with the fixed point state  $(x = X : ls(X, NULL) \parallel x = NULL : ls(X, NULL))$ . The list in the pre-condition has been over-approximated too much and unsafely includes lists of odd length, even though the program is trivially only memory-safe for lists of even length.

Next, we note that standard (forward) shape analysis techniques for closed programs typically use very similar abstraction operators as the one mentioned above—indeed, the operator used in Calcagno et al. [6] was taken from Yang et al. [29]. Sometimes, some partial improvements are used—e.g., Predator [10] tries to remember the lower bound on the number of nodes in list segments. However, this would not solve the described unsoundness problem either. On the other hand, our setting of biabductive loop acceleration offers a framework for integrating such improved abstraction operators into biabduction in a sound manner (the abstraction operator in Procedure 2 could be replaced by an adequate use of a chosen abstraction operator).

## 5.5 Limitations

We note that shape extrapolation is a heuristic, which is sound (see Theorem 5.5) but inherently incomplete. The extrapolation step can fail if the partitioned information does not suffice to find a reasonable shape, e.g., if the abstraction function cannot find a fitting inductive shape predicate. Furthermore, we note that shape extrapolation is currently limited to list-like data structures that are traversed linearly. List manipulation is, however, by far the most frequent data structure pattern in low-level code, and so we have focused our efforts on this kind of data structures, in accordance with prior work [6, 13]. Nonetheless, we believe that shape extrapolation, which is based on the intuition of locality, can be extended toward tree-like data structures in future work.

## 6 IMPLEMENTATION AND EXPERIMENTAL EVALUATION

### 6.1 Prototype Implementation

We have implemented our techniques as a fork of the Broom analyzer by Holík et al. [13] written in OCaml and call the resulting prototype Brush. Broom implements a biabduction-based shape analysis with a focus on low-level primitives and byte-precise memory management and is sound for functions without branching [13, cf. Theorem 3]. However, since Broom is also still a prototype that focuses more on exact handling of complex memory manipulation than on scalability, neither



Broom nor Brush are able to handle large-scale code bases yet. Our new techniques, especially shape extrapolation, improve scalability, but Brush still shares most of its code with Broom and is thus not as mature as industrial-strength tools such as Infer.

The main difference in the implementation between Broom and Brush is that the latter uses worlds as analysis states and applies biabductive loop acceleration with shape extrapolation.

## 6.2 Implementation Limitations

As Brush is largely based on the source code of Broom and does not differ much from it apart from our new techniques, they share mostly the same limitations. On the one hand, neither tool supports recursive functions. Similarly, they can handle neither stack allocations nor switch-case statements. On the other hand, the logic both tools are based on contains only inductive predicates for linked lists with parameters describing the shape of single nodes. Therefore, the tools can, in general, not analyze programs containing other inductive data structures.

Furthermore, we remark that the running times of Broom and Brush are much higher than for comparable tools, which in part is due to the need for precise pointer arithmetic. This precision is achieved, among other things, by calling an SMT solver, which is more costly for simpler cases than using native solvers, such as in Infer.

## 6.3 Case Study

We have conducted experiments with two research questions in mind: (1) whether Brush can handle new use cases that existing tools cannot handle; (2) whether Brush is also at least as efficient as Broom and would, therefore, improve scalability.

*Qualitative Experiments.* To answer the first research question, we ran all four analyzers on selected examples that are either presented in [13, Table 1], are a part of the test suite for Broom, or are hand-crafted test cases for shared abduction and shape extrapolation. The results of our case study are depicted in Table 1. All test files are included in the accompanying material. We primarily investigated whether the analyzers found the expected bugs and sound contracts or whether they report other spurious errors.

We note that the biabduction-based shape analysis that Infer was based on is nowadays deprecated, and Infer’s focus has shifted from over-approximation to under-approximation (cf. Le et al. [18], Raad et al. [23]). Due to this, we not only compare Brush with the release v1.1.0<sup>7</sup> which was also used for comparison by Holík et al. [13], but also with its predecessor tool Abductor.<sup>8</sup> We excluded the second-order biabduction tool S2 from our experiments since it is quite limited and cannot be applied to most of our benchmark programs.<sup>9</sup>

The ten tests from [13, Table 1] are program fragments of 30–200 LOC. Each test consists of a set of library functions, including creation of a linked-list, insertion and deletion of an element from the list. Moreover, 8 of the tests also contain a top-level test harness performing a concrete manipulation of the particular list. There are three types of lists: (i) circular doubly-linked lists, (ii) linux-lists taken from the Linux kernel, and (iii) intrusive lists.<sup>10</sup> The 43 tests from broom/tests

<sup>7</sup>Available at <https://github.com/facebook/infer/releases/tag/v1.1.0>.

<sup>8</sup>Available at <http://www0.cs.ucl.ac.uk/staff/p.ohearn/abductor.html>.

<sup>9</sup>Of the 73 programs in Table 1, the tool reported internal errors for 56 cases while causing segmentation faults for nine further cases. If we only compare the 52 programs without loops, it fails for 43 instances and causes segmentation faults in 4 further cases. The internal errors range from unsupported language features such as pointer arithmetic (3 programs) to linker errors with unknown symbols (13 cases/6 cases without loops) and unsupported type casts (35/30 cases). All of these cases are correctly handled and accepted by standard C compilers as utilized as frontends by Broom and Brush.

<sup>10</sup>Described by Wyatt [28] and implemented in <https://github.com/robbiev/coh-linkedlist>.

Table 1. Examples handled correctly (✓) and incorrectly (×) by the analyzers.

Class of inputs	# of test cases	Broom	Infer	Abductor	Brush
[13, table 1]	10	10✓/0×	0✓/10×	0✓/10×	10✓/0×
tests from broom/tests	47	47✓/0×	34✓/14×	12✓/35×	47✓/0×
*_branches.c	2	0✓/2×	0✓/2×	0✓/2×	2✓/0×
nested_*.c	3	1✓/2×	3✓/0×	3✓/0×	3✓/0×
motivation*.c	3	0✓/3×	0✓/3×	0✓/3×	3✓/0×
sll*.c	3	3✓/0×	0✓/3×	0✓/3×	3✓/0×
other	5	3✓/2×	0✓/5×	3✓/2×	5✓/0×
overall	73	64✓/9×	47✓/26×	18✓/55×	73✓/0×

are regression tests of Broom. Each one is usually up to 10 LOC and checks whether a particular kind of statement can be analyzed.

The newly added hand-crafted use cases are small-scale programs (10–70 LOC), which are, however, rather challenging for the existing analyzers as our results show. In particular, the \*\_branches test cases contain different cases of non-deterministic branching, which can lead to the unsoundness described in Section 2.1. The nested\_\* programs contain different examples of nested loops and nested lists. The sll\_\* test cases contain whole programs that create, iterate and destroy singly-linked lists. The motivation programs are the ones described in Section 2. Lastly, the other test cases contain instances of more complex list allocation, deallocation and transformation that Infer cannot handle. We specifically note that we have not used common benchmark sets such as the SV-COMP memory-safety benchmark, as these consist primarily of closed programs and focus on data structures that cannot be described by the logic of Broom and Brush. Thus, these benchmark sets lie outside the scope of this work, and we have instead used test cases that allow us to evaluate our research questions explicitly.

In the table, we use ✓ to denote that at least one (sound) contract was computed for each function within the particular example and that the expected errors were reported without false positives. On the other hand, we use × to denote that either no contract could be computed (for a function that would have a sound contract) or the respective tool reported a false positive.

*We conclude that shared abduction and shape extrapolation enable Brush to work for strictly more programs than Broom or any of the other tools. This is especially important, as these small but challenging test cases are mostly based on realistic iteration patterns that can be found in code bases such as the Linux kernel.*

**Quantitative Experiments.** In another series of experiments, we also evaluated the runtime of Brush versus Broom<sup>11</sup> on test cases that both tools can handle. Some test cases were split to survey the runtime of single, interesting functions without their calling context. All experiments were run ten times on an Intel Core i7-1260P CPU with 32GiB RAM, and we took the mean over all runs. A plot of the results can be found in Figure 7. Furthermore, the plots in Figure 8 show a break down of the detailed results for the test cases in which our new techniques are especially applicable. The plot labeled with “Loops” shows only the results for programs containing loops for which shape extrapolation is applicable,<sup>12</sup> whereas the plot labeled with “Branching” is obtained from programs with non-loop branching for which shared abstraction can be applied. The overall

<sup>11</sup>We used the commit a361d01badf45c420b57158f2e6d738cb45d1dd9 found at <https://pajda.fit.vutbr.cz/rogalew/broom> with small additional bug fixes.

<sup>12</sup>This specifically excludes the predator-test-0156-no-include test case, which has a loop condition that can currently not be handled by our heuristic. Therefore, the implementation falls back to the classic abstraction, making a comparison less relevant.

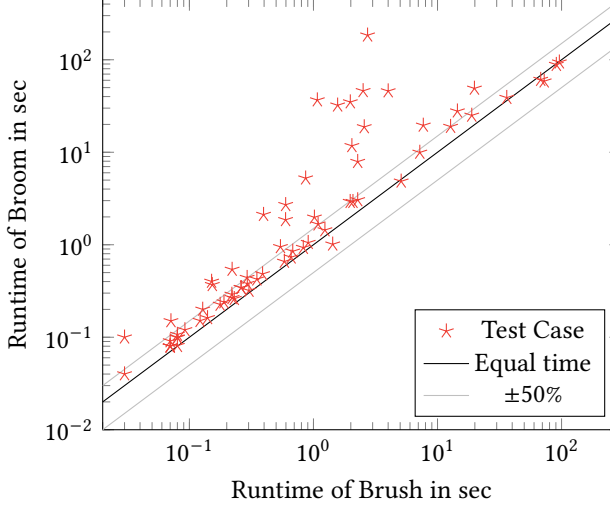


Figure 7. Runtime of Broom and Brush in sec., measured on the test cases from Table 1 that both tools handled.

Table 2. Loop iterations analyzed by the analyzers (Brush/Broom) until a fixed point was reached, as well as how many loops were present in the programs (in brackets).

copy_alloc	dll-as-sll-traverse	reversal	nested_lists2
2/6 (1)	2/6 (1)	3/8 (1)	6/14 (3)
sll-fst-shared	sll-fst-shared-alloc	sll-fst-shared-iter	sll
4/12 (2)	2/8 (1)	2/6 (1)	6/20 (3)
sll-alloc	sll-shared-sll-after	sll-shared-sll-after-alloc	<b>overall</b>
2/6 (1)	6/21 (3)	4/14 (2)	39/121 (19)

means for programs with loops are 1.85s for Brush to 38.2s for Broom, whereas the means for loop-free branching programs are 22.3s for Brush and 24.8s for Broom. The overall means for the other test cases are 1.29s for Brush to 1.65s for Broom. It is especially apparent that Brush provides a significant speedup over Broom in most cases. For the examples with branching but without loops, we at least find a tendency towards faster runtime for Brush.

We directly relate the time improvements of Brush with the number loop iterations analyzed. As seen in Table 2, Brush only requires a fraction of loop iterations due to shape extrapolation for all examples from Table 1, that both Broom and Brush can handle and which contain loops. The mean over all examples is 3.55 iterations for Brush and 11 for Broom. We note that in most cases, Brush requires exactly two iterations per loop, which corresponds to the initial analysis and the invariant checking iteration as described in Section 5. Only the case reversal (cf. Appendix E.1) requires 3 iterations, as it reverses a list such that the new and old shapes partially overlap. As described in the paragraph about *Extension: Overlapping Shape Changes*, the analysis requires an additional iteration to reach a state in which this overlap has been removed.

*We conclude that shared abduction not only adds more precision to the analysis but also slightly improves the performance of the analysis compared to Broom, while biabductive loop acceleration considerably improves the performance of the analysis for the benchmarks.*

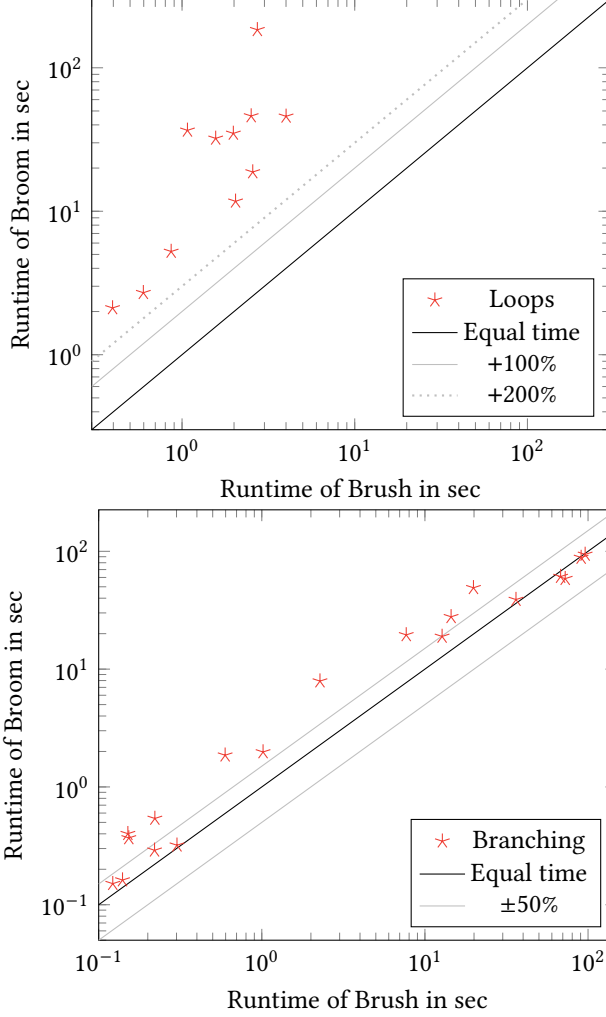


Figure 8. Runtime of Broom and Brush in seconds, but only the test cases from above with loops or branching.

## 7 RELATED WORK

*Biabduction-based Shape Analysis.* Our work builds on biabduction-based shape analysis as it was introduced by Calcagno et al. [5, 6] and later implemented in Infer [4]. Our new techniques avoid the unsoundness issues of the first phase of the analysis and constitute significant theoretical and practical advancements as demonstrated in Sections 4 to 6.

The approach of Calcagno et al. [5, 6] was extended in the Broom analyzer of Holik et al. [13] by ways of handling low-level primitives and byte-precise memory handling. Since these extensions are orthogonal to the problems of unsoundness, our techniques are equally effective for improving Broom as depicted in Section 6.

Another related work is the *second-order biabduction* by Le et al. [17]. Their approach does not consider a fixed class of inductive predicates, but discovers them as part of the analysis by instantiating second-order variables with a technique called *shape inference*. The analysis first collects the unknown predicates with corresponding relational assumptions and synthesizes fitting

shapes in a second step. Their computation method ensures that these shapes make the resulting contracts sound. Albeit this makes their technique similar to shape extrapolation, the approach of Le et al. [17] can handle more complex shapes of dynamic data structures. On the other hand, it requires solving the complex predicate inference problem for which their tool uses a relatively simple algorithm. In our experience, this algorithm can easily fail even for programs with simple data structures if they are not compatible with the shape inference procedure. Furthermore, their implementation is rather limited, as described in Section 6.

Very recently, Spies et al. [27] combined biabductive reasoning with auto-active, foundational program verification. Their tool Quiver takes C programs and specification sketches as annotations as input, translates them into a representation in the Caesium C semantics [26], and finally infers and proves full function specifications in the proof assistant Coq. The central reasoning mechanism of Quiver is called *abductive deductive verification*, which is closely related to biabduction. As Quiver does not only work with predicates for memory safety but also with a refinement type system for C, it has a broader focus than our work. However, Quiver requires the user to provide specification sketches, refinement types, and loop invariants, while our work focuses on fully automated, biabductive shape analysis.

*Other Shape Analyses.* In the literature, there are many different shape analysis methods not based on biabduction. Of these, the analysis by Dudka et al. [10] based on *symbolic memory graphs* and implemented in the Predator analyzer is quite successful with regard to the Competition on Software Verification (SV-COMP), cf. [2, 3]. Their approach handles abstraction, entailment, and state pruning as special cases of a general graph joining procedure. They focus on closed programs, and their approach uses function summaries that are computed in a top-down fashion, following the call tree (whereas biabduction-based shape analysis works from the bottom up). This top-down fashion requires a re-analysis of functions for different contexts but can ignore irrelevant code paths. As Predator implements a classic forward analysis that does not compute contracts with pre-conditions, Predator circumvents the problem of unsoundness. On the other hand, Predator only works on closed programs and can thus not be used for modular and incremental analysis.

Another approach to shape analysis has been recently introduced by Illous et al. [14, 15]. They utilize *transformers* to describe the effects of functions and compute these with regard to the calling context in a top-down fashion, as in Predator. The transformer-based analysis is built around a transformer abstract domain and is based on abstract interpretation. We note that the use of transformers has partially motivated the inner workings of our shape analysis procedure. The authors noted that biabduction might be applicable for transformers as well, and we strengthen this point by showing how our shape extrapolation procedure combines both ideas to some degree.

We also like to mention the work [9], where the authors consider overlaid data structures. Their technique is based on a fragment of separation logic that differentiates per object and per field separation. Note that the separation logic fragment we base our work on uses per field separation, while per-object separation is only enforced implicitly.

*Other Related Analyses.* Recent work about *Incorrectness (Separation) Logic* (ISL) [18, 23, 24] has introduced a different approach to program analysis. This line of work does not focus on computing over-approximating function contracts that verify the absence of memory bugs but instead tries to find bugs in an under-approximative way. Although the bug-finding ability of incorrectness logics makes them very useful in practice, over-approximating analyses are still relevant for certification and low-level systems software.

Lastly, the emergence of incorrectness logic has also motivated the development of combined logic systems that inherit the benefits of both over- and under-approximating logics. Recent work in this direction includes *Exact Separation Logic* [20] as well as *Outcome (Separation) Logic*

[30, 31]. In particular, the *tri-abduction technique* introduced by Zilberstein et al. [31] offers an alternative solution to the branching problem we address with shared abduction. By solving the abduction problem for the pre-conditions required by both branches, the tri-abduction operation can potentially compute better contracts than the (greedy) techniques proposed in this paper, which will first solve the abduction problem for one branch and then for the other. This increased precision, however, comes with the burden of implementing a new operator, whereas we can simply lift existing implementations of biabduction operators to shared abduction. We believe that the increased precision of the triabduction operation is rarely needed, and thus the more lightweight solution of shared abduction is preferable in practice. For our experiments, the precision of shared abduction was sufficient. At the same time, the approach of Zilberstein et al. [31] has not yet been implemented into a tool that could be used for experimental comparison.

## 8 CONCLUSION AND FUTURE WORK

This work introduces the two novel techniques of shared abduction and biabductive loop acceleration with shape extrapolation. We provide soundness proofs for both techniques and implement them in our prototype analyzer Brush, which is based on the state-of-the-art analyzer Broom. We experimentally demonstrate that these techniques enable our biabduction-based shape analysis to find sound contracts in a single analysis phase. In particular, we show that shared abduction and shape extrapolation enable Brush to analyze strictly more programs than Broom or any of the Infer versions, and to considerably improve the performance compared to Broom.

While our work is limited to non-recursive programs, we believe that shape extrapolation can easily be extended to recursive programs (e.g., tree traversals) and that this direction constitutes an exciting avenue for future work. We also hope to incorporate techniques that track the content of data structures, i.e., the data values stored in the data structure. Specifically, we would like to enrich the logic and biabduction procedure to track data values, e.g., for tracking the value of sum in the example of Listing 2. For this, we plan to take inspiration from prior work that combines shape domains and data domains, such as the product domain studied in Giet et al. [11]. Another interesting direction for future research is whether the idea underlying shape extrapolation has application in the synthesis of heap-manipulating programs, e.g., as studied in Polikarpova and Sergey [21].

## REFERENCES

- [1] Josh Berdine, Cristiano Calcagno, and Peter W. O’Hearn. 2005. A Decidable Fragment of Separation Logic. In *FSTTCS 2004: Foundations of Software Technology and Theoretical Computer Science*, Kamal Lodaya and Meena Mahajan (Eds.). Springer Berlin Heidelberg, Berlin, Heidelberg, 97–109.
- [2] Dirk Beyer. 2020. Advances in Automatic Software Verification: SV-COMP 2020. In *Tools and Algorithms for the Construction and Analysis of Systems*, Armin Biere and David Parker (Eds.). Springer International Publishing, Cham, 347–367.
- [3] D. Beyer. 2024. State of the Art in Software Verification and Witness Validation: SV-COMP 2024. In *Proc. TACAS (LNCS)*. Springer.
- [4] Cristiano Calcagno and Dino Distefano. 2011. Infer: An Automatic Program Verifier for Memory Safety of C Programs. In *NASA Formal Methods*, Mihaela Bobaru, Klaus Havelund, Gerard J. Holzmann, and Rajeev Joshi (Eds.). Springer Berlin Heidelberg, Berlin, Heidelberg, 459–465.
- [5] Cristiano Calcagno, Dino Distefano, Peter O’Hearn, and Hongseok Yang. 2009. Compositional Shape Analysis by Means of Bi-Abduction. *SIGPLAN Not.* 44, 1 (jan 2009), 289–300. <https://doi.org/10.1145/1594834.1480917>
- [6] Cristiano Calcagno, Dino Distefano, Peter W. O’Hearn, and Hongseok Yang. 2011. Compositional Shape Analysis by Means of Bi-Abduction. *J. ACM* 58, 6, Article 26 (dec 2011), 66 pages. <https://doi.org/10.1145/2049697.2049700>
- [7] Cristiano Calcagno, Peter W. O’Hearn, and Hongseok Yang. 2007. Local Action and Abstract Separation Logic. In *22nd Annual IEEE Symposium on Logic in Computer Science (LICS 2007)*. 366–378. <https://doi.org/10.1109/LICS.2007.30>
- [8] Dino Distefano, Peter W. O’Hearn, and Hongseok Yang. 2006. A Local Shape Analysis Based on Separation Logic. In *Tools and Algorithms for the Construction and Analysis of Systems*, Holger Hermanns and Jens Palsberg (Eds.). Springer



- Berlin Heidelberg, Berlin, Heidelberg, 287–302.
- [9] Cezara Drăgoi, Constantin Enea, and Mihaela Sighireanu. 2013. Local Shape Analysis for Overlaid Data Structures. In *Static Analysis*. Springer Berlin Heidelberg, Berlin, Heidelberg, 150–171.
  - [10] Kamil Dudka, Petr Peringer, and Tomáš Vojnar. 2013. Byte-Precise Verification of Low-Level List Manipulation. In *Static Analysis*, Francesco Logozzo and Manuel Fähndrich (Eds.). Springer Berlin Heidelberg, Berlin, Heidelberg, 215–237.
  - [11] Josselin Giet, Félix Ridoux, and Xavier Rival. 2023. A Product of Shape and Sequence Abstractions. In *Static Analysis*, Manuel V. Hermenegildo and José F. Morales (Eds.). Springer Nature Switzerland, Cham, 310–342.
  - [12] Bhargav S. Gulavani, Supratik Chakraborty, Ganesan Ramalingam, and Aditya V. Nori. 2009. Bottom-Up Shape Analysis. In *Static Analysis*, Jens Palsberg and Zhendong Su (Eds.). Springer Berlin Heidelberg, Berlin, Heidelberg, 188–204.
  - [13] Lukáš Holík, Petr Peringer, Adam Rogalewicz, Veronika Šoková, Tomáš Vojnar, and Florian Zuleger. 2022. Low-Level Bi-Abduction. In *36th European Conference on Object-Oriented Programming (ECOOP 2022) (Leibniz International Proceedings in Informatics (LIPIcs), Vol. 222)*, Karim Ali and Jan Vitek (Eds.). Schloss Dagstuhl – Leibniz-Zentrum für Informatik, Dagstuhl, Germany, 19:1–19:30. <https://doi.org/10.4230/LIPIcs.ECOOP.2022.19>
  - [14] Hugo Illous, Matthieu Lemerre, and Xavier Rival. 2017. A relational shape abstract domain. *Formal Methods in System Design* 57 (2017), 343–400.
  - [15] Hugo Illous, Matthieu Lemerre, and Xavier Rival. 2020. Interprocedural Shape Analysis Using Separation Logic-Based Transformer Summaries. In *Static Analysis*, David Pichardie and Mihaela Sighireanu (Eds.). Springer International Publishing, Cham, 248–273.
  - [16] David Kaindlstorfer. 2023. *Enhancing Abstraction and Symbolic Execution for Shape Analysis of C-Programs operating on Linked Lists*. Diploma Thesis. TU Wien. <https://doi.org/10.34726/hss.2023.109623>
  - [17] Quang Loc Le, Cristian Gherghina, Shengchao Qin, and Wei-Ngan Chin. 2014. Shape Analysis via Second-Order Bi-Abduction. In *Computer Aided Verification*, Armin Biere and Roderick Bloem (Eds.). Springer International Publishing, Cham, 52–68.
  - [18] Quang Loc Le, Azalea Raad, Jules Villard, Josh Berdine, Derek Dreyer, and Peter W. O’Hearn. 2022. Finding Real Bugs in Big Programs with Incorrectness Logic. *Proc. ACM Program. Lang.* 6, OOPSLA1, Article 81 (apr 2022), 27 pages. <https://doi.org/10.1145/3527325>
  - [19] Stephen Magill, Aleksandar Nanevski, Edmund M. Clarke, and Peter Lee. 2015. Inferring Invariants in Separation Logic for Imperative List-processing Programs. (2015). Draft.
  - [20] Petar Maksimović, Caroline Cronjäger, Julian Sutherland, Andreas Lööw, Sacha-Élie Ayoun, and Philippa Gardner. 2022. Exact Separation Logic. (2022). To appear in ECOOP 2023, preprint: <https://arxiv.org/abs/2208.07200v4>.
  - [21] Nadia Polikarpova and Ilya Sergey. 2019. Structuring the synthesis of heap-manipulating programs. *Proc. ACM Program. Lang.* 3, POPL (2019), 72:1–72:30. <https://doi.org/10.1145/3290385>
  - [22] Shengchao Qin, Guanhua He, Wei-Ngan Chin, Florin Craciun, Mengda He, and Zhong Ming. 2017. Automated specification inference in a combined domain via user-defined predicates. *Sci. Comput. Program.* 148, C (nov 2017), 189–212. <https://doi.org/10.1016/j.scico.2017.05.007>
  - [23] Azalea Raad, Josh Berdine, Hoang-Hai Dang, Derek Dreyer, Peter O’Hearn, and Jules Villard. 2020. Local Reasoning About the Presence of Bugs: Incorrectness Separation Logic. In *Computer Aided Verification*, Shuvendu K. Lahiri and Chao Wang (Eds.). Springer International Publishing, Cham, 225–252.
  - [24] Azalea Raad, Josh Berdine, Derek Dreyer, and Peter W. O’Hearn. 2022. Concurrent Incorrectness Separation Logic. *Proc. ACM Program. Lang.* 6, POPL, Article 34 (jan 2022), 29 pages. <https://doi.org/10.1145/3498695>
  - [25] John C. Reynolds. 2002. Separation Logic: A Logic for Shared Mutable Data Structures. In *Proceedings of the 17th Annual IEEE Symposium on Logic in Computer Science (LICS’02)*. IEEE Computer Society, USA, 55–74.
  - [26] Michael Sammler, Rodolphe Lepigre, Robbert Krebbers, Kayvan Memarian, Derek Dreyer, and Deepak Garg. 2021. RefinedC: automating the foundational verification of C code with refined ownership types. In *Proceedings of the 42nd ACM SIGPLAN International Conference on Programming Language Design and Implementation (Virtual, Canada) (PLDI 2021)*. Association for Computing Machinery, New York, NY, USA, 158–174. <https://doi.org/10.1145/3453483.3454036>
  - [27] Simon Spies, Lennard Gäher, Michael Sammler, and Derek Dreyer. 2024. Quiver: Guided Abductive Inference of Separation Logic Specifications in Coq. *Proc. ACM Program. Lang.* 8, PLDI, Article 183 (jun 2024), 25 pages. <https://doi.org/10.1145/3656413>
  - [28] Patrick Wyatt. 2012. *Avoiding game crashes related to linked lists*. <http://www.codeofhonor.com/blog/avoiding-game-crashes-related-to-linked-lists>
  - [29] Hongseok Yang, Oukseh Lee, Josh Berdine, Cristiano Calcagno, Byron Cook, Dino Distefano, and Peter W. O’Hearn. 2008. Scalable Shape Analysis for Systems Code. In *Computer Aided Verification, 20th International Conference, CAV 2008, Princeton, NJ, USA, July 7-14, 2008, Proceedings (Lecture Notes in Computer Science, Vol. 5123)*, Aarti Gupta and Sharad Malik (Eds.). Springer, 385–398.

- [30] Noam Zilberstein, Derek Dreyer, and Alexandra Silva. 2023. Outcome Logic: A Unifying Foundation for Correctness and Incorrectness Reasoning. *Proc. ACM Program. Lang.* 7, OOPSLA1, Article 93 (apr 2023), 29 pages. <https://doi.org/10.1145/3586045>
- [31] Noam Zilberstein, Angelina Saliling, and Alexandra Silva. 2024. Outcome Separation Logic: Local Reasoning for Correctness and Incorrectness with Computational Effects. *Proc. ACM Program. Lang.* 8, OOPSLA1, Article 104 (apr 2024), 29 pages. <https://doi.org/10.1145/3649821>

## A CONCRETE SEMANTICS

*More Notation.* Let  $f$  and  $g$  be partial functions. Then  $\text{dom}(f)$  is the domain of  $f$  and we write  $f(x) = \perp$  if  $x \notin \text{dom}(f)$ . Furthermore, we denote sets with the usual notation  $\{x_0, \dots, x_n\}$  and use  $\emptyset$  for the empty set. We use the function-update syntax  $f[a \mapsto b]$  to denote the (partial) function  $f'$  that is defined as  $f'(x) := b$  if  $x = a$ , and  $f'(x) := f(x)$  otherwise. We write  $f \uplus g$  for the disjoint union of two partial functions  $f$  and  $g$  if  $\text{dom}(f) \cap \text{dom}(g) = \emptyset$ , such that  $(f \uplus g)(x) := f(x)$  if  $x \in \text{dom}(f)$ ,  $g(x)$  if  $x \in \text{dom}(g)$ ,  $\perp$  else.

The semantics of our separation logic and programming language are defined in the following. We note that  $\llbracket x \rrbracket S$  is only defined if  $x \in \text{dom}(S)$ . However, we can assume that this condition is always satisfied as this condition can be ensured with syntactic type safety. The semantics are shown in Figures 9 and 10. We note that allocation is non-deterministic and can either succeed and return a fresh memory location or fail, not change the heap, and return *NULL* instead. Moreover, we also note that for pure formulas, the stack suffices to define the semantics.

$$\begin{aligned}
\llbracket \text{NULL} \rrbracket S &:= \text{NULL} & \llbracket k \rrbracket S &:= k & \llbracket x \rrbracket S &:= S(x), \text{ if } x \in \text{dom}(S) & \llbracket x.f \rrbracket S &:= S(x).f, \text{ if } x \in \text{dom}(S) \\
\llbracket \text{unop } e \rrbracket S &:= \text{unop } \llbracket e \rrbracket S & \llbracket e_1 \text{ binop } e_2 \rrbracket S &:= \llbracket e_1 \rrbracket S \text{ binop } \llbracket e_2 \rrbracket S & \llbracket \top \rrbracket S &:= \text{some value } v \in \text{Val} \\
(S, H) \models x.f \mapsto \varepsilon &\Leftrightarrow \text{dom}(H) = \{(\llbracket x \rrbracket S, f)\} \wedge H(\llbracket x \rrbracket S, f) = \llbracket \varepsilon \rrbracket S \\
(S, H) \models \Sigma_1 * \Sigma_2 &\Leftrightarrow \exists H_1, H_2. (S, H_1) \models \Sigma_1 \wedge (S, H_2) \models \Sigma_2 \\
&\quad \wedge \text{dom}(H_1) \cap \text{dom}(H_2) = \emptyset \wedge H = H_1 \uplus H_2 \\
(S, H) \models \text{ls}(x, \varepsilon) &\Leftrightarrow (\text{dom}(H) = \emptyset \wedge (S, H) \models x = \varepsilon) \\
&\quad \vee x \neq \varepsilon \wedge \exists l. (S[y \mapsto l], H) \models x.\text{next} \mapsto y * \text{ls}(y, \varepsilon), y \notin \text{dom}(S) \\
(S, H) \models \text{emp} &\Leftrightarrow \text{dom}(H) = \emptyset \\
S \models \Pi_1 \wedge \Pi_2 &\Leftrightarrow S \models \Pi_1 \wedge S \models \Pi_2 \\
S \models \text{true} & \\
S \models \varepsilon_1 \oplus \varepsilon_2 &\Leftrightarrow \llbracket \varepsilon_1 \rrbracket S \oplus \llbracket \varepsilon_2 \rrbracket S \\
(S, H) \models \Pi : \Sigma &\Leftrightarrow S \models \Pi \wedge (S, H) \models \Sigma \\
(S, H) \models \varphi \vee \Delta &\Leftrightarrow (S, H) \models \varphi \vee (S, H) \models \Delta
\end{aligned}$$

Figure 9. Semantics of the separation logic.

$$\begin{aligned}
& \llbracket k \rrbracket S := k \quad \llbracket x \rrbracket S := S(x), \text{ if } x \in \text{dom}(S) \quad \llbracket ? \rrbracket S := \top \\
& \llbracket \text{unop } e \rrbracket S := \text{unop } \llbracket e \rrbracket S \quad \llbracket e_1 \text{ binop } e_2 \rrbracket S := \llbracket e_1 \rrbracket S \text{ binop } \llbracket e_2 \rrbracket S \\
& (err, st) \rightsquigarrow err, \text{ for any statement } st \\
& ((S, H), x = e) \rightsquigarrow (S[x \hookrightarrow \llbracket e \rrbracket S], H) \\
& ((S, H), x_1 = *x_2.f) \rightsquigarrow (S[x_1 \hookrightarrow H(\llbracket x_2 \rrbracket S, f)], H), \text{ if } (\llbracket x_2 \rrbracket S, f) \in \text{dom}(H) \\
& ((S, H), x_1 = *x_2.f) \rightsquigarrow err, \text{ if } (\llbracket x_2 \rrbracket S, f) \notin \text{dom}(H) \\
& ((S, H), *x_1.f = x_2) \rightsquigarrow (S, H[(\llbracket x_1 \rrbracket S, f) \hookrightarrow \llbracket x_2 \rrbracket S]), \text{ if } (\llbracket x_2 \rrbracket S, f) \in \text{dom}(H) \\
& ((S, H), *x_1.f = x_2) \rightsquigarrow err, \text{ if } (\llbracket x_2 \rrbracket S, f) \notin \text{dom}(H) \\
& ((S, H), \text{RETURN } x) \rightsquigarrow (S[\text{return}_f \hookrightarrow \llbracket x \rrbracket S], H) \\
& ((S, H), x = \text{ALLOC}(f_1, \dots, f_n)) \rightsquigarrow (S[x \hookrightarrow l], H'), \\
& \quad \text{where either } H' = H \text{ and } l = \text{NULL} \\
& \quad \text{or } H' = H \uplus [(l, f_i) \hookrightarrow v_i \mid l \in \text{Loc} - \{\text{NULL}\}, \\
& \quad (l, f_i) \notin \text{dom}(H) \text{ and } v_i \in \text{Val arbitrary for } 1 \leq i \leq n] \\
& ((S, H), \text{FREE}(x)) \rightsquigarrow (S, H), \text{ if } \llbracket x \rrbracket S = \text{NULL} \\
& ((S, H), \text{FREE}(x)) \rightsquigarrow (S, H[(\llbracket x \rrbracket S, f) \hookrightarrow \perp]), \text{ for all } f \text{ s.t. } (\llbracket x \rrbracket S, f) \in \text{dom}(H) \\
& ((S, H), \text{FREE}(x)) \rightsquigarrow err, \text{ if } \forall f. (\llbracket x \rrbracket S, f) \notin \text{dom}(H) \\
& ((S, H), \text{ASSUME}(x_1 \oplus x_2)) \rightsquigarrow (S, H), \text{ if } \llbracket x_1 \rrbracket S \oplus \llbracket x_2 \rrbracket S \text{ holds} \\
& ((S, H), \text{ASSERT}(x_1 \oplus x_2)) \rightsquigarrow (S, H), \text{ if } \llbracket x_1 \rrbracket S \oplus \llbracket x_2 \rrbracket S \text{ holds} \\
& ((S, H), \text{ASSERT}(x_1 \oplus x_2)) \rightsquigarrow err, \text{ if } \llbracket x_1 \rrbracket S \oplus \llbracket x_2 \rrbracket S \text{ does not hold} \\
& ((S, H), x = f(x_1, \dots, x_n)) \rightsquigarrow err, \\
& \quad \text{if } err \in f_{(S_f, H)} \text{ where } S_f = [a_i \hookrightarrow \llbracket x_i \rrbracket S \mid a_i \text{ argument of } f] \\
& ((S, H), x = f(x_1, \dots, x_n)) \rightsquigarrow (S[x \hookrightarrow \llbracket \text{return}_f \rrbracket S'_f], H'), \\
& \quad \text{if } (S'_f, H') \in f_{(S_f, H)} \wedge err \notin f_{(S_f, H)}, \\
& \quad \text{where } S_f = [a_i \hookrightarrow \llbracket x_i \rrbracket S \mid a_i \text{ argument of } f], \\
& f_{(S, H)} := \{C \mid \exists t_f. ((S, H), t_f) \rightsquigarrow^* C \text{ with } t_f = [\text{entry}, \dots, \text{exit}]\}
\end{aligned}$$

Figure 10. The semantics of the programming language.

## B ATOMIC CONTRACTS

Based on the introduced separation logic and programming language with their respective semantics, we define the basic contracts of atomic statements. We note that the contracts are all trivially sound and suffice for a soundness-preserving frame rule. For simplicity of presentation, we assume that compound expressions are built stepwise with intermediate variables as in SSA form, such that  $y = x * 10 - 2$  would become  $c_{10} = 10; x' = x * c_{10}; c_2 = 2; y = x' - c_2$ . Moreover, we state the contracts for the statements as if these were represented by corresponding functions with only the single statement as body. This approach follows the presentation in [13].

$$\begin{aligned}
&\{y = Y\} x = y \{x = Y \wedge y = Y\} \quad \{emp\} x = k \{x = k\} \quad \{emp\} x = ? \{x = \ell_1\}, \text{ where } \ell_1 \text{ is fresh} \\
&\quad \{y = Y\} x = \text{UNOP } y \{y = Y \wedge x = \text{UNOP } y\} \\
&\quad \{y = Y \wedge z = Z\} x = y \text{ BINOP } z \{y = Y \wedge z = Z \wedge x = y \text{ BINOP } z\} \\
&\quad \{y = Y : Y.f \mapsto Z\} x = *y.f \{y = Y \wedge x = Z : Y.f \mapsto Z\} \\
&\quad \{x = X \wedge y = Y : X.f \mapsto Z\} *x.f = y \{x = X \wedge y = Y : X.f \mapsto Y\} \\
&\quad \quad \{x = X\} \text{RETURN } x \{x = X \wedge \text{return}_f = X\}, \text{ in function } f \\
&\quad \{x = X \wedge y = Y\} \text{ASSUME}(x \oplus y) \{x = X \wedge y = Y \wedge X \oplus Y\} \\
&\quad \{x = X \wedge y = Y \wedge X \oplus Y\} \text{ASSERT}(x \oplus y) \{x = X \wedge y = Y \wedge X \oplus Y\} \\
&\{x = X : X.f_1 \mapsto X_1 * \dots * X.f_n \mapsto X_n\} \text{FREE}(x) \{x = X\} \\
&\quad \{x = \text{NULL}\} \text{FREE}(x) \{x = \text{NULL}\} \\
&\{emp\} x = \text{ALLOC}(f_1, \dots, f_n) \{(x = \ell_x : \ell_x.f_1 \mapsto \ell_1 * \dots * \ell_x.f_n \mapsto \ell_n) \vee (x = \text{NULL})\}, \\
&\quad \text{where } \ell_1, \dots, \ell_n, \ell_x \text{ are fresh}
\end{aligned}$$

## C BRANCHING IN BIABDUCTIVE SHAPE ANALYSIS

Following the seminal work by Calcagno et al. [5, 6], we introduce two modes of handling ASSUME statements to enhance precision of the analysis and make it more path-sensitive. This path-sensitivity has proven to be useful as it allows to precisely locate bugs in the program that make verification impossible.

First, if the condition *cond* can be expressed as part of the pre-condition *P*, i.e. if the variables in *cond* can be reached from the anchor variables through propositions in *P* and *cond*, we can apply the *assume-as-assert* mode. As an example, if the function has arguments *a* and *b* and the condition is  $b == \text{NULL}$  under the current state  $b = B$ , *assume-as-assert* trivially applies, as the condition can be evaluated just from knowing the anchor value *B*.

This mode handles ASSUME(*cond*) as if it was an ASSERT and thus not only adds the assumption *cond* into the post-condition *Q* but also adds it to the pre-condition *P*, i.e., *Q* is updated to  $\text{cond} * Q$  and *P* to  $\text{cond} * P$  (modulo renaming of variables).

If the condition cannot be expressed as part of the pre-condition, the analysis falls back to the *assume-as-assume* mode. As an example, if the condition is  $i > 0$  where *i* is obtained from user input, the condition cannot be evaluated just from knowing the function arguments, i.e., it is not expressible in terms of the anchor variables.

As we assume all vertices in CFGs to have at most two successors, branching points such as for an if-then-else are vertices with two outgoing edges, each annotated with an ASSUME statement, such that the conditions are negations of each other. In the case of *assume-as-assert*, the current analysis state would have both contradicting conditions added to its candidate pre-condition. To

circumvent this problem, we require the analysis to do *state splitting*, i.e., instead of introducing inconsistencies at *assume-as-assert* branching points, it instead continues with one copy of its current analysis state for each branch. Moreover, to not lose precision unnecessarily, we assume the shape analysis to also split its analysis state at *assume-as-assume* such that the two resulting states share the same pre-condition.

## D PROOFS

*Further Notation.* We define  $[v_0, st_1, \dots, st_n, entry_g, g^m]$ ,  $m \in \mathbb{N}$  to be a family of traces that share a partial trace  $[v_0, st_1, \dots, st_n, entry_g]$  and then take an arbitrary path through  $m$  repetitions of the (partial) CFG  $g$  such that  $entry_g = exit_g$  for all but the last repetition. Based on this, we define  $[v_0, st_1, \dots, st_n, entry_g, g^*]$  to be the family of all traces  $[v_0, st_1, \dots, st_n, entry_g, g^m]$  for  $m \geq 0$ .

LEMMA D.1. *The rule of consequence for Hoare triples:*

$$\frac{P \vdash P' \quad \{P'\} t \{Q'\} \quad Q' \vdash Q}{\{P\} t \{Q\}}$$

PROOF. The rule follows directly from the definitions of entailment (cf. Definition 3.3) and Hoare semantics (cf. Definition 3.12).  $\square$

### D.1 Shared Abduction

LEMMA D.2. *Let  $A_B$  be a biabduction-based shape analysis based on worlds that computes only sound contracts for functions without branching. Then, if  $\forall t \in T. w \triangleright t$  holds and the world  $w$  is transformed to  $w'$  by a shared abduction step for current post-condition  $Q_i^{l_i} \in w.curr$  along the edge  $(l_i, st_i, l_i + 1)$  in the CFG, it follows that  $\forall t \in T'. w' \triangleright t$  where  $T' := T \cup T_{new}$  and  $T_{new} := \{[t, l_i, st_i, l_i + 1] \mid [t, l_i] \in T \wedge (w.pre, Q_i) \triangleright [t, l_i]\}$ .*

PROOF. We take a fixed but arbitrary world  $w$  with  $n$  current post-conditions and a family of traces  $T$  such that  $\forall t \in T. w \triangleright t$  (1). We also fix a trace  $t_i$  ending in  $l_i$  and assume that the analysis does an analysis step for  $Q_i^{l_i} \in w.curr$  along the edge  $(l_i, st_i, l_i + 1)$ . There,  $B$  finds the antiframe  $M$  and frame  $F$  as the solution to the biabduction query for a contract  $(L, R)$  of  $st_i$  and updates the world to  $w'$  with the new current post-condition  $(F * R)_{n+1}^{l_i+1}$ . If  $M \not\subset w.pre * M \downarrow_{AnchVar}$ , the analysis fails as it has found a requirement about local variables that is impossible to fulfill. Thus, we can assume  $M \subset w.pre * M \downarrow_{AnchVar}$ . Further, if the constraints in  $M$  contradict with  $w.pre$ , the analysis also fails. As this case is trivial, we assume that  $w.pre * M$  is satisfiable. We now do a case analysis on the traces in  $T'$  to show  $\forall t \in T'. w' \triangleright t$ .

In the first case, we take an arbitrary but fixed trace  $[t, l_i, st_i, l_i + 1] \in T_{new}$  such that  $[t, l_i] \in T \wedge (w.pre, Q_i) \triangleright [t, l_i]$ . From Definition 3.10, it follows that also  $(w.pre * M, Q_i * M) \triangleright [t, l_i]$ . By the frame rule of separation logic, it further follows that  $(w.pre * M \parallel F * R) \triangleright [t, l_i, st_i, l_i + 1]$ . Because  $(w.pre * M \parallel F * R)$  is the equivalent analysis state to the newly added current post-condition of  $w'$ ,  $w' \triangleright [t, l_i, st_i, l_i + 1]$  holds by construction.

In the second case, we take an arbitrary but fixed trace  $t \in T$  for a post-condition  $Q_j$  such that  $j \neq i \wedge (w.pre \parallel Q_j) \triangleright t$ . By computing  $w'$ , the  $Q_j$  gets updated to  $Q_j * M$ . Because  $M$  does not contain any variables  $x \in PVar$ , by the soundness of the frame rule, it holds that  $(w.pre * M \parallel Q_j * M) \triangleright t$ . Thus,  $w' \triangleright t_j$  is guaranteed to still hold after the shared abduction step.  $\square$

Proof of Theorem 4.4:

PROOF. By assumption, the analysis with  $A_B$  already produces only sound contracts for branching-free functions. This property remains even with worlds, as worlds do not differ from analysis states in the case of branching-free functions. Furthermore, for branching programs, the computed worlds



will have correct pre- and post-conditions if no shared abduction happens as the world is then again the same as a set of analysis states with the same pre-condition. As a result, the analysis can only produce an unsound contract if the shared abduction step breaks soundness. However, by Lemma D.2, shared abduction preserves soundness for traces  $t \in T$  unrelated to the most recent symbolic execution step. Furthermore, shared abduction also guarantees that the symbolic execution step also preserves soundness for any equivalent extended trace  $t \in T_{new}$ . As a result, any contract computed by  $A'_B$  is by construction sound.  $\square$

## D.2 Shape Extrapolation

Proof of Theorem 5.5:

PROOF. We take an arbitrary but fixed loop  $l$ , its corresponding loop function  $f_l$ , and apply Procedure 1 to it. If the procedure does not fail, we call the resulting contract  $c$  with pre-condition  $P$  and post-condition  $Q$ . Because the procedure did not fail, it has computed the two extrapolated shapes  $\mathcal{P}$  and  $\mathcal{Q}$ . Based on these both the invariant analysis state  $s_{inv}$  and the final analysis state, that has been used to derive  $c$ , can be constructed.

We show that  $c$  is sound for  $f_l$  by arguing that it can be verified via Hoare style. This suffices as Hoare style semantics coincide with the soundness of contracts as defined in Definition 3.12. For a Hoare style verification of  $f_l$  the following three steps suffice:

- (1) Show that the pre-condition  $P$  (which is equivalent to  $s_{final}.pre$ ) entails the invariant  $s_{inv}.curr$
- (2) Show that  $s_{inv}.curr$  is actually an invariant for  $l$
- (3) Show that under the assumption  $\bigvee_i \neg e_i$ , i.e. if the program leaves the loop, the invariant  $s_{inv}.curr$  entails the final analysis state  $s_{final}.curr$  which is equivalent to  $Q$

*Proof of (1).* First, we show  $P \vdash s_{inv}.curr$ . We assume a fixed, but arbitrary configuration  $conf$  such that  $conf \models P$  (1). In  $P$  all program variables implicitly have their initial values, i.e.  $x = X$  for  $x \in PVar$ . Thus, from (1) it follows that  $conf.S(x) = conf.S(X)$ . Due to condition (3) of shape extrapolation, this further means that the full shape  $p(\bar{X}, \text{EXIT}(\bar{x}))$  that occurs in  $P$  is equivalent to  $q(\bar{X}, \bar{x}) * p(\bar{x}, \text{EXIT}(\bar{x}))$  as the shape represented by  $q$  is empty in  $conf$ .

In general, it is not guaranteed that  $rem_{pre} \vdash rem_{curr}$ . However, since  $rem_{curr}$  can only differ from  $rem_{pre}$  in changed memory locations that are not part of the shape or changed pure variables, we can reduce the entailment to an entailment of these changed parts. Due to  $s_{inv}$  being a loop invariant, we further know that the values of the changed memory location in  $rem_{curr}$  has been abstracted. Similarly, as described in Section 5.2, the changed pure variables have also been abstracted. As a result, the entailment has to hold. As  $rem_{pre}$  is satisfied by  $conf$ ,  $rem_{curr}$ , which is part of  $s_{inv}.curr$ , is also satisfied by  $conf$ . In conclusion,  $conf$  satisfies all parts of  $s_{inv}.curr$ , i.e.,  $conf \models s_{inv}.curr$  holds. Thus,  $P \vdash s_{inv}.curr$ .

*Proof of (2).* The second step is guaranteed to hold by the second iteration and the invariant check.

*Proof of (3).* Lastly, we show  $s_{inv}.curr * \bigvee_i \neg e_i \vdash s_{final}.curr$ . This trivially holds due to De Morgan's laws and the definition of  $s_{final}.curr$ .  $\square$

**THEOREM D.3.** *Let  $A_B$  be a biabduction-based shape analysis. If  $A_B$  computes sound contracts for all loop-free functions and Procedure 2 constructs extrapolated shapes  $p$  and  $q$  for  $s_{inv}$  and the second iteration of  $body_l$  via analysis with  $A_B$  successfully results in a analysis state  $s_2$ , then  $\{s'_{inv}.curr\} body_l \{s'_{inv}.curr\}$  holds where  $s'_{inv}$  is the state after applying value abstraction.*

PROOF. We assume, that both the shape extrapolation and second iteration have succeeded. Then, we know that  $\{s_{inv}.curr\} \text{ body}_l \{s_2.curr\}$  (1) by our assumption about  $A_B$ . Due to Lemma D.1 and the definition of value abstraction guaranteeing  $s_2.curr \vdash s_{ind}.curr$ , we further get  $\{s_{inv}.curr\} \text{ body}_l \{s_{ind}.curr\}$ .

We take a fixed, but arbitrary configuration  $conf$  and trace  $t \in \text{body}_l$  through the loop body  $\text{body}_l$ , such that  $conf \models s_{inv}.curr$ . Then there must have been a configuration  $conf'$  with  $(conf, t) \rightsquigarrow^* conf'$  and  $conf' \models s_{ind}.curr$  (2) due to (1).

Due to our assumptions of  $s_1$  being the only post-state after the first loop iteration,  $t$  has to be the only trace through the loop body. This also means, that the exact values of variables and memory locations do not matter for the trace. To be more precise, any configuration  $conf''$  such that  $conf'' \models s_{ind}.curr$  would also satisfy  $s_{inv}.curr$  up to the abstracted values. Because these values do not influence the trace and because any changes to them throughout the loop body still satisfy the abstracted version in  $s_{ind}.curr$ , it also follows that  $\{s_{ind}.curr\} \text{ body}_l \{s_{ind}.curr\}$  needs to hold.  $\square$

Due to Theorem 5.5 and the assumption about  $A_B$ , the following corollary holds trivially:

**COROLLARY D.4 (SOUND ANALYSIS FOR ALL FUNCTIONS).** *Let  $A_B$  be a biabduction-based shape analysis. If  $A_B$  computes sound contracts for all loop-free functions and Procedure 1 used this analysis procedure, then by extending  $A_B$  with shape extrapolation via Procedure 1 for handling loops every found contract for any function is sound.*

## E FURTHER EXAMPLES

### E.1 List Reversal

```

1      node *reverse_list(node *x) {
2          node *r = NULL;
3
4          while (x != NULL) {
5              node *next_r = x;
6              x = x->next;
7              next_r->next = r;
8              r=next_r;
9          }
10
11         return r;
12     }

```

Listing 8. An in-place list reversal algorithm.

This example shows a simple in-place list reversal for singly-linked lists as it is frequently studied in the literature (e.g., Magill et al. [19]). The state after one iteration of the loop is akin to the following:

$$s_1 := (X.next \mapsto \ell_1 \parallel x = \ell_1 \wedge r = X : X.next \mapsto R)$$

From this, it is apparent that the set of anchors  $\{X, R\}$  is not distinct from the image of  $\text{TransfM}$ , due to  $\text{TransfM}(r) = L$ . Thus, as described in Section 5.2, the analysis needs to do another loop iteration before we can extrapolate the shape. After the second iteration, the state would be the following:

$$s'_1 := (X.next \mapsto \ell_1 * \ell_1.next \mapsto \ell_2 \parallel x = \ell_2 \wedge r = \ell_1 : X.next \mapsto R * \ell_1.next \mapsto X)$$

Now,  $\text{TransfM}(r) = \ell_1$  and  $\text{TransfM}(x) = \ell_2$ , thus having no overlap with the anchors anymore. As a result, the state can be partitioned such that  $\text{Changed} := \{x, r\}$ . As a result, the extrapolated

shapes are  $p(X, R, x, r) := ls(X, x)$  and  $q(X, R, x, r) := ls(r, R)$  and the following candidate invariant state is computed:

$$s_2 := (ls(X, \ell_2) * ls(\ell_2, NULL) \parallel x = \ell_2 \wedge r = \ell_1 : ls(\ell_1, R) * ls(\ell_2, NULL))$$

With the additional assumption of  $\ell_2 \neq NULL$ , the second iteration succeeds in the following state:

$$\begin{aligned} s_3.pre &:= ls(X, \ell_2) * \ell_2.next \mapsto \ell_3 * ls(\ell_3, NULL) \\ s_3.curr &:= x = \ell_3 \wedge r = \ell_2 : ls(\ell_1, R) * \ell_2.next \mapsto \ell_1 * ls(\ell_3, NULL) \end{aligned}$$

Because  $s_3 \vdash s_2$ , we find that  $s_2$  is an actual loop invariant and can finally compute the loop contract:

$$s_{final} := (ls(X, NULL) \parallel x = NULL \wedge r = \ell_4 : ls(\ell_4, R))$$

## E.2 De-/Allocation

In the following, we explore how our shape extrapolation algorithm handles de-allocation and allocation at the same time.

```

1  node *move_to_rev(node *old) {
2      node new = NULL;
3
4      while (old != NULL) {
5          node *to_free = old;
6          node *new_node = alloc(next, data);
7
8          new_node->data = old->data;
9          new_node->next = new;
10
11         new = new_node;
12
13         old = old->next;
14         free(to_free);
15     }
16
17     return new;
18 }
```

Listing 9. The function moves and reverses a list by allocating new nodes and de-allocating old ones.

This example shows an artificial combined use-case of de-allocation and allocation. A given input list is traversed, a copy is allocated for each node and appended to the output list and finally the input node is freed. In addition, the order of the list is reversed. The state after the first iteration is the following:

$$\begin{aligned} s_1.pre &:= OLD.next \mapsto \ell_1 * OLD.data \mapsto \ell_2 \\ s_1.curr &:= old = \ell_1 \wedge new = \ell_4 : \ell_4.next \mapsto NEW * \ell_4.data \mapsto \ell_2 \end{aligned}$$

From this state, the following shape is extrapolated as  $p(OLD, NEW, old, new) := ls(OLD, old)$  and  $q(OLD, NEW, old, new) := ls(new, NULL)$  with  $rem_{pre} = rem_{curr}$  being empty. Together, they form the invariant state:

$$s_{inv} := (ls(OLD, \ell_1) * ls(\ell_1, NULL) \parallel old = \ell_1 \wedge new = \ell_4 : ls(\ell_4, NEW) * ls(\ell_1, NULL))$$

Ultimately, the final state is:

$$s_{final} := (ls(OLD, NULL) \parallel old = NULL \wedge new = \ell_5 : ls(\ell_5, NEW))$$

### E.3 Invariant Value Abstraction

As described in Section 5.2, the constructed candidate invariant might describe shapes that guarantee memory safety, but might still not be a loop invariant due to value mismatches. The following example shows a problem where this problem occurs:

```

1    bool traverse_with_flag(node *list, bool flag){
2        while(list) {
3            list=list->next;
4            flag=true;
5        }
6
7        return flag;
8    }
```

Listing 10. A function that requires non-trivial value invariants.

There, the value of `flag` before the loop (which is unknown) does not entail the one in the invariant, since that value is obtained from the state after one iteration (i.e., `true`). As we do not want such value incompatibilities to lead to disjunctive post-conditions of the contract, we instead simply abstract the value of `flag` in  $s_{inv}$  to  $\top$  (which, in this case, is equivalent to doing a join of the two values).