

Keystroke Dynamics for User Identification

Atharva Sharma* Martin Jureček† Mark Stamp*‡

July 13, 2023

Abstract

In previous research, keystroke dynamics has shown promise for user authentication, based on both fixed-text and free-text data. In this research, we consider the more challenging multiclass user identification problem, based on free-text data. We experiment with a complex image-like feature that has previously been used to achieve state-of-the-art authentication results over free-text data. Using this image-like feature and multiclass Convolutional Neural Networks, we are able to obtain a classification (i.e., identification) accuracy of 0.78 over a set of 148 users. However, we find that a Random Forest classifier trained on a slightly modified version of this same feature yields an accuracy of 0.93.

1 Introduction

Authentication and intrusion detection are crucial aspects of online security. Conventional authentication methods, such as passwords, have limitations, and biometric systems may require additional hardware or be unsuitable for specific user groups. Recent research highlights the need for accessible and inclusive authentication systems for all users, including elderly [14, 24] and disabled individuals [26].

Keystroke dynamics are a promising means for improved user authentication and identification. By analyzing keystroke patterns, a user can be identified based on their distinctive typing style, regardless of age or physical ability. Furthermore, keystroke dynamics can aid in detecting an intruder who has gained unauthorized access to a system, making such it potentially a useful tool for intrusion detection.

Compared to traditional authentication methods such as passwords, keystroke dynamics offer several benefits. First, keystroke dynamics are challenging to break since people tend to have distinctive typing patterns that may be difficult to replicate or guess. In contrast, passwords can be compromised through

*Department of Computer Science, San Jose State University

†Faculty of Information Technology, Czech Technical University in Prague

‡mark.stamp@sjsu.edu

data breaches or guessed through trial-and-error. Second, keystroke dynamics can provide a more robust and reliable two-factor authentication approach—if an unauthorized user obtains a valid user’s login credentials, they may still be detected and denied access, due to their failure to mimic the expected typing characteristics. Also, keystroke dynamics can offer continuous authentication, enabling passive, ongoing user-identity verification throughout a session, adding an extra layer of intrusion detection. Overall, keystroke dynamics may enable improvements in authentication, identification, and intrusion detection.

For the research presented in this paper, we use the so-called Buffalo free-text keystroke dataset to study keystroke dynamics. This dataset was collected by researchers at SUNY Buffalo and has been widely used in research in this field [27]. Here, free-text means that subjects do not type the same thing, which is in contrast to fixed-text data, where all subjects type the same text. While fixed text is used to study problems related to improved authentication (typically, via passwords), free text is useful for studying the intrusion detection problem which, in the context of free text, is sometimes referred to as continuous authentication.

Both free-text and fixed-text data can be used to study the user identification problem. Note that in this context, for the identification problem we are trying to determine specifically who is typing, and there may be a very large number of possible typists. In contrast, for the authentication problem, the typist claims to be a specific user, and we only need to determine whether the person typing is the claimed user or not. Consequently, the authentication problem can be viewed as a 1-to-1 comparison, whereas the identification problem is a many-to-one comparison, and hence the identification problem is inherently more challenging. In this paper, we consider the user identification problem, based on the Buffalo free-text dataset.

Free-text and fixed-text datasets have their advantages and drawbacks. Free-text datasets, collected while users type naturally without constraints, offer a more realistic representation of user behavior, providing a more transparent experience for users [18]. On the other hand, fixed-text datasets, collected under controlled conditions where participants type specific words, phrases, or sentences, enable more controlled experiments and easier comparison by eliminating variations in text input [13]. Due to the practicality and user experience aspects, we have chosen to work with free-text data in this study. Note that of the various permutations involving free-text or fixed-text for authentication or identification, the user identification based on free-text data is the most challenging case. Note also that in this context, identification is synonymous with classification.

Inspired by successful authentication results in prior studies, we first consider a feature engineering approach that originated in [15], where elementary features are transformed into a multi-channel image-like transition matrix which is referred to a Keystroke Dynamics Image (KDI). Within this matrix, rows and columns denote keyboard keys, while the depth signifies distinct feature categories. We conduct multi-class classification experiments on the 148 users in our dataset, employing a Convolutional Neural Network (CNN) model trained on

the KDI features with cutout regularization. To assess the effect of keystroke sequence lengths on our model, we experiment with multiple sequence lengths. The CNN model results yield a respectable accuracy of 0.78.

We then experiment with classic learning techniques using a flattened version of the KDIs as our feature vectors. We find that a Random Forest model trained on these features yields much improved results, with an accuracy of 0.93 on this inherently challenging user identification problem. To the best of the authors' knowledge, this is the strongest result to date for the user identification problem, based on the popular Buffalo free-text dataset.

The remaining paper is organized as follows: In Section 2, we delve into background topics such as the learning techniques utilized and the dataset considered in our study. This section also includes a review of related prior research. Section 3 details the features we employ and, specifically, discusses our feature engineering strategy for preparing input data for our classification models. In Section 4, we elaborate on the model architectures considered in this paper and discuss hyperparameter tuning. Section 5 encompasses our experiments and provides an analysis of the results. Lastly, Section 6 offers a conclusion and suggests potential avenues for future research.

2 Background

Authentication is a fundamental aspect of security systems [3], and keystroke dynamics has emerged as a promising method for verifying user identity. Unlike traditional authentication methods, keystroke dynamics has the potential to detect intruders even after they have gained access to the system, making it a valuable tool for preventing security breaches. However, the effectiveness of keystroke dynamics-based systems depends on the ability to accurately classify users, based on their typing characteristics.

The more challenging problem of user identification based on keystroke dynamics is also of interest, particularly in the context of an intrusion detection system (IDS). For such a scenario, the use of free text data may be advantageous, as compared to fixed text [1]. Free text data is more representative of how users type on a regular basis and is not constrained by a pre-determined text input. This may result in more accurate and reliable outcomes. Moreover, free text datasets are adaptable to passive monitoring within an IDS.

Another advantage of keystroke dynamics-based systems is that they can benefit users of all ages and those with disabilities, provided that they type to use a system [23]. Therefore, this approach can provide a more inclusive and accessible method that does not discriminate based on age or physical ability.

In summary, keystroke dynamics-based systems may offer a reliable and effective means of user authentication and identification, provided that we can accurately and efficiently distinguish between users. In this research, we show that even for the inherently challenging identification problem, it is possible to obtain strong results.

2.1 Related Work

Keystroke dynamics is a behavioral biometric that has been extensively studied for user authentication and less so for identification. In 1980, Gaines, et al. [8] analyzed digraph latencies to examine the distinctiveness of typing patterns and found that specific digraphs could distinguish right-handed touch typists from one another with 92% accuracy over a limited number of users. Following this, in 1990, Bleha, et al. [6] proposed a real-time pattern recognition based approach to classify users. The online verification system they developed had a false rejection rate (FRR) of 8.1% in rejecting valid users and 2.8% false acceptance rate (FAR). This work laid the foundation for much of the subsequent research in this field.

Recently, machine learning techniques have been widely applied in keystroke dynamics. Classic machine learning algorithms, such as k -Nearest Neighbors (k -NN) and Support Vector Machines (SVM), have yielded promising results in user authentication tasks. However, these methods often rely on handcrafted features, which may be less robust and less generalizable to diverse user groups and typing scenarios.

An SVM-based method by Giot, et al. [9], requires only five captures for initial enrollment, while Gingrich, et al. [11] utilize a k -NN approach, resulting in further improvements in efficiency. These approaches offer robust and generalizable methods with high accuracy and efficiency compared to previous work that utilized traditional statistical-based classification algorithms.

Clustering techniques have been employed in the context of keystroke dynamics to group similar users or typing patterns, and to identify potential outliers. Revett, et al. [21] have demonstrated that K -Means clustering can yield useful results, achieving an authentication accuracy of 96.20%. In addition, clustering techniques can also be used as data analysis tool. For example, Robinson, et al. [22] use hierarchical clustering to evaluate the effect of hold times on the homogeneity of valid user timing vectors. This use of hierarchical clustering helped to establish the relative homogeneity of valid user timing vectors and improve the accuracy of subsequent experiment.

Clustering can also be applied to keystroke dynamics for the purpose of detecting account sharing. Hwang, et al. [12], show that user's keystroke patterns forms a distinctive clusters in Euclidean space and the number of shared accounts can then be estimated by the number of clusters. The optimal number of clusters is estimated using a Bayesian model-selection framework, and the results show a 2% false alarm rate, a 2% miss rate, and a 93% accuracy.

Clustering methods such as Expectation Conditional Maximization (ECM) have also been combined with other approaches, including Extreme Learning Machines (ELM), to improve accuracy and stability. ELM is a single hidden layer feedforward network that is extremely fast to train and achieves good generalization performance for some problems. Sriram, et al. [20] used a clustering-based, semi-supervised ECM-ELM approach to achieve an accuracy of 87% with the popular CMU Keystroke Dataset.

Deep learning techniques for analyzing keystroke dynamics have shown promise in recent studies, with CNN being employed to achieve notable results. A novel approach by Liu and Guan [16] involves converting keystroke data into image-like features, which allows for the mining of spatial information and results in an accuracy of 96.8%, with an FAR of 0.04%. In contrast, Piugie, et al. [19] concentrate on using deep learning for passphrase-based user authentication, and surpass the performance of state-of-the-art methods in terms of the Equal Error Rate (EER).

As researchers explore various deep learning model architectures for keystroke dynamics authentication, recent studies have investigated the application of recurrent neural networks. For example, an architecture based on a hybrid CNN and Gated Recurrent Unit (GRU) is proposed and analyzed by Lu, et al. [28], while Mhenni, et al. [17] examine the use of Long Short-Term Memory (LSTM) and Bidirectional Long Short-Term Memory (BiLSTM) architectures. Both papers illustrate the potential of deep learning models in this domain. In particular, Mhenni, et al., show that BiLSTM outperforms LSTM, achieving an accuracy of 86% and 71% for the GREYC-2009 and WEBGREYC databases, respectively; in comparison their LSTM model has an accuracy of 68% and 53% over these same datasets.

The research presented in this paper is motivated by previous work involving image-like data structures for keystroke data [15, 4]. These image-like representations can leverage the powerful capabilities of CNNs, which are known for their success in image classification tasks. In this context, the work of Li, et al. [15] is particularly relevant, as it introduced a unique Keystroke Dynamic Image (KDI) that lead to improved state-of-the-art results, as compared to previous work. We consider this same KDI image-like feature in our multiclass experiments.

In summary, the related work in the field of keystroke dynamics spans a wide range of techniques and methodologies, including classic machine learning, deep learning, feature engineering, threshold-based techniques, clustering, and various ensembles. Building upon this rich body of research, the current study aims to advance the state-of-the-art, particularly within the relatively neglected area of user identification.

2.2 Dataset

For our experiments, we use a free-text keystroke dataset collected by researchers at SUNY Buffalo [27], which is referred to as the Buffalo Keystroke Dataset in the literature, or more simply, the Buffalo dataset. This dataset is a collection of free-text keystroke dynamics data obtained from 148 research participants. The participants were asked to complete two typing tasks in a laboratory setting over the course of three separate sessions. The first task involved transcribing Steve Jobs' Commencement Speech, split into three parts, while the second task included free-text responses to questions. To ensure the generalizability, there was a 28-day interval between each session.

Out of the 148 participants, 75 completed the typing test with the same keyboard across all three sessions, while the remaining 73 participants used three different keyboards in each session. The dataset contains the timestamp of key presses (key-down) and key releases (key-up), organized in a tabular format with three columns; the first column indicates the key, the second column denotes whether the event is a key-press or key-release, and the third column records the timestamp of the event. The dataset includes information about the gender of each participant, and on average, each participant has a total of over 17,000 keystrokes across their three sessions. The Buffalo Keystroke Dataset has been widely used in the research literature.

2.3 Machine Learning and Deep Learning Algorithms

Despite the rapid growth of neural networks, classic machine learning algorithms remain competitive in the field of keystroke dynamics. Such algorithms are based on statistical and mathematical techniques, and have been used with success for many years in various fields. Among deep learning techniques, we consider Convolutional Neural Networks.

2.3.1 Support Vector Machines

Support Vector Machine (SVM) [10] is a powerful supervised machine learning technique, which has its theoretical foundation solidly rooted in computational and mathematical principles, SVM is designed to identify a hyperplane in an N -dimensional space that can accurately separate labeled data points into their respective classes. The algorithm aims to maximize the minimum distance, or “margin,” between the hyperplane and the data. SVM is generally recognized for its practical effectiveness, as it can efficiently handle large and complex datasets. It has been used in a wide range of fields, including image classification, text classification, and bioinformatics.

2.3.2 Random Forest

Random Forest classifiers consist of ensembles of decision trees. During training, a Random Forest uses a divide and conquer strategy by sampling small subsets of the data and features, with a simple decision tree constructed for each such subset. The Random Forest classification is based on the predictions of its component decision trees, usually using a simple voting strategy [5]. Important hyperparameters in a Random Forest include the number of estimators (i.e., decision trees), maximum features (maximum number of features to sample in any one decision tree), among others.

2.3.3 Convolutional Neural Network

CNNs [2] are a specialized type of neural network that utilize convolution kernels to deal with local information, often from image-like data. Unlike traditional neural networks, CNNs share weights at different locations, resulting in more efficient and shift-invariant models with fewer parameters. Their multi-layer convolutional architecture enables them to extract information at different resolutions in computer vision tasks, making them ideal for image processing. CNNs can analyze images and extract important features, such as edges, shapes, and textures, in a highly effective manner. Additionally, the use of convolution kernels in CNNs enables the network to learn spatial features, such as orientation and scale, which is especially useful in image recognition tasks. CNNs have proven to be highly effective in a surprisingly wide variety of applications, including object recognition, face recognition, and image classification. CNNs have also been successfully applied to non-image data, such as audio and text.

Dropout regularization [25] is widely used to prevent overfitting in feedforward neural networks. However, this approach is less effective in convolutional layers due to their shared information and lower parameter count. To overcome this limitation, Cutout regularization is used [7]. As the name suggests, Cutout regularization consists of blocking out parts of the input image at various stages in the training process. This forces the model to focus on areas of the image that might otherwise be ignored during training, resulting in a more robust model. Cutouts also improve a model’s ability to generalize and perform well with limited training data. Overall, Cutout is a versatile and effective technique for image analysis that can enhance the performance of CNNs.

3 Feature Engineering

As mentioned above, we use the Buffalo Keystroke Dataset, a free-text dataset with limited information. Feature engineering is critical to our analysis, as we will be exploring image-like features that are derived from the features existing in the dataset. These features capture the timing information of individual keystrokes and their relationships to other keystrokes, allowing us to build a detailed sequence of keystrokes for each user. By carefully engineering these features, we hope to gain additional insight into how keystroke dynamics can be successfully used as a biometric for user identification and authentication.

3.1 Keystroke Features

Keystroke dynamics datasets often provide two kinds of features, namely, time-based information and pressure-based information. Both types of features can provide valuable insights into typing behavior, but pressure-based features are not available on many modern keyboards. Therefore, our research will focus solely on time-based information.

The data in the Buffalo Keystroke Dataset can be understood by examining the following five time-based features, which are depicted in Figure 1.

- Duration: The time that the user holds a key in the down position
- Down-down time (DD-time): The time between the press of a key and the press of the subsequent key
- Up-down time (UD-time): The time between the release of a key and the press of the subsequent key
- Up-up time (UU-time): The time between the release of a key and the release of the subsequent key
- Down-up time (DU-time): The time between the press of a key and the release of the subsequent key

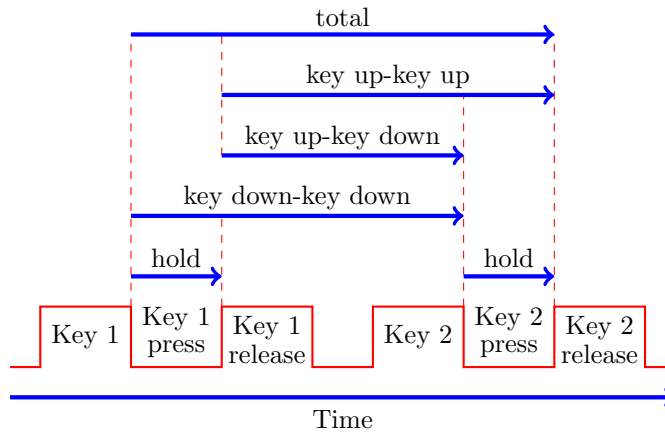


Figure 1: Time based features

Note that for any two consecutive keystroke events, denoted Key 1 and Key 2, six features can be extracted: duration of Key 1, duration of Key 2, DD-time, UD-time, UU-time, and DU-time. By carefully analyzing these features, we hope to gain insights into the unique patterns of typing behavior exhibited by individual users and determine how these patterns can be used for user identification.

3.2 Keystroke Sequence

A keystroke sequence refers to the entire series of keystrokes entered by a user. To better analyze these sequences, they are often divided into smaller subsequences. Each subsequence can be viewed as an independent keystroke sequence from the same user.

In our research, we will experiment with different lengths of keystroke subsequences, which we treat as a hyperparameter of the system. A longer keystroke sequence can provide more information, but it can be more resource-intensive to process, and also delays the analysis until the sequence has been collected. Shorter subsequences may not capture enough information and thereby result in decreased accuracy. Therefore, we will carefully select the length of keystroke

subsequences to ensure that they are optimized for accuracy while being mindful of resource usage. Additionally, the length of the subsequences will impact the creation of image-like features that we will be using in our analysis. By selecting the optimal length of keystroke subsequences, we aim to improve the accuracy and practicality of our results.

3.3 Keystroke Data Image

In the previous section, we discussed dividing the keystroke sequence into multiple subsequences. As discussed in Section 3.1, there are six types of timing features. Therefore, for a subsequence of N keystrokes, we can determine $6(N - 1)$ features from consecutive pairs of keystrokes. Repeated pairs are averaged and treated as a single pair. For instance, a subsequence of length 50 would yield at most $6 \cdot 49 = 294$ features. We consider each keystroke subsequence as an independent input sequence for the corresponding user. In this section, we discuss a feature engineering structure originally developed in [15], that enables us to effectively organize these features.

The features UD-time, DD-time, DU-time, and UU-time are determined by consecutive keystroke events. We organize these four features into a transition matrix with four channels, inspired by the structure of RGB images, which have a depth of three (R, G, and B channels). Each row and column in our four-channel $n \times n$ feature matrix corresponds to a key on the keyboard, with each channel representing one kind of feature. We organize these into transition matrices as shown in Figure 2, which we refer to as the KDI feature.

For example, in the first channel of the matrix, the value at row i and column j refers to the UD-time between any key presses of i followed by j within the current observation window. We add the final feature, duration, as a diagonal matrix to the transition matrix, creating a fifth channel. If a key or key-pair is pressed more than once, we use the average duration for that key or key-pair. In this fifth channel, only diagonal locations have values because the duration feature is relevant for one key at a time. We can use this transition matrix as an image input for machine learning models. To avoid sparsity in the transition matrix, we only consider time-based features for the following 42 most common keystrokes.

1. The 26 English characters (A-Z)
2. The 10 Arabic numerals (0-9)
3. The following 6 meta keys: space, back, left-shift, right-shift, tab, and capital

Thus, the shape of the transition matrix is $42 \times 42 \times 5$, with the five channels as described above.

In order to prevent overfitting in our CNN, we make use of cutout regularization, as discussed above. The dark blocks in Figure 2 represent cutouts.

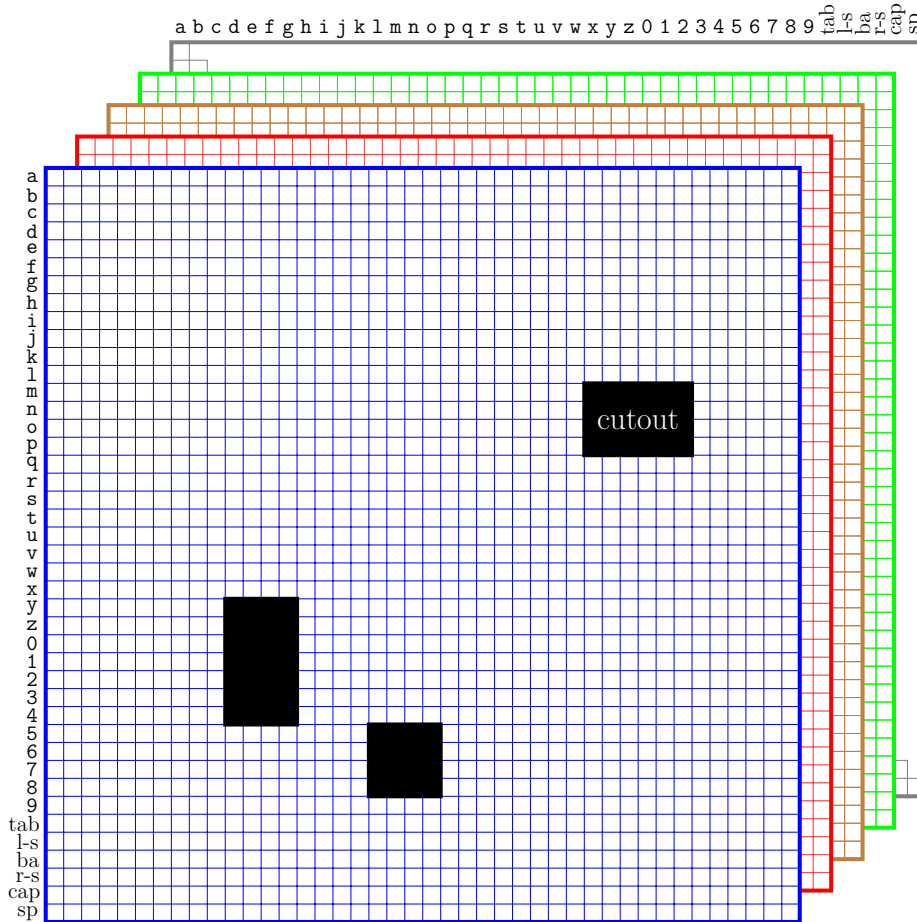


Figure 2: Image-like features from keystrokes

4 Model Architectures

In this section, we outline the learning architectures used in our experiments. We also discuss hyperparameter tuning for each of our models.

4.1 Multiclass CNN

The architecture shown in Figure 3 is a sequential CNN-based neural network. The input shape of the model is $(5, 42, 42)$, indicating that the input is a 3-D array with a depth of 5 and a width and height of 42. The model includes five convolutional layers, each followed by a batch normalization layer and a max pooling layer. The first convolutional layer has 32 filters of size $(5, 5)$, while the subsequent convolutional layers have 64, 128, 256, and 256 filters of size $(3, 3)$, respectively. All convolutional layers use the Rectified Linear Unit (ReLU) activation function. The max pooling layers have a pool size of $(2, 2)$ and a stride of 2, ensuring that the output size of each layer remains the same.

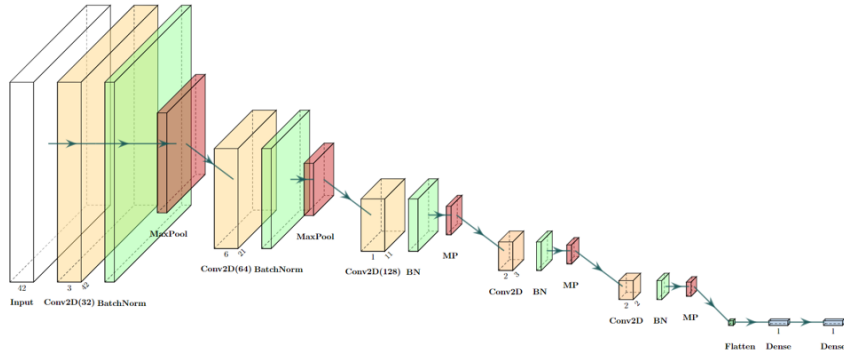


Figure 3: Architecture of sequential CNN

After the five convolutional layers, the model includes a flatten layer, followed by two fully connected layers. The first fully connected layer has 128 units with the ReLU activation function. The final output layer has 148 units with the softmax activation function. The model is compiled using categorical crossentropy as the loss function, the adam optimizer, and we use accuracy as the evaluation metric.

To identify the best combination of hyperparameters, we employed a grid search over reasonable values of various parameters. The hyperparameters tested for our CNN are given Table 1, where the selected values are in boldface. We use these hyperparameters in all CNN models discussed in Section 5, below.

Table 1: Hyperparameter tuning for multiclass CNN

Parameter	Values
Number of epochs	10, 20 , 30, 40
Learning rate	0.1, 0.01 , 0.001, 0.0001
Optimizer	Adam , SGD, SGD with Momentum
Learning schedule	StepLR, reduceLROnPlateau

Note that our best model uses reduceLROnPlateau (from Keras) callback to dynamically reduce the learning rate when the model was unable to improve during training. Also, we utilize earlyStopping (also from Keras) callback to halt training if the model showed signs of overfitting. Our experimental results indicated that the model tended to overfit after the 20th epoch, which confirmed the results of our grid search.

4.2 SVM Classifier

We consider the classic SVM learning technique. As discussed above, for our SVM classifier we use the flattened KDI, based on a one-hot encoding to key events. These features are then standardized to have zero mean and unit variance.

The SVM classifier used for multiclass classification is a one-vs-one (OVO) classifier, which trains a separate SVM for each pair of classes. Since this is costly to train, we restrict our attention to the 48 users that are most difficult to classify using our CNN. This requires that we train a total of $\binom{48}{2} = 1128$ SVM classifiers. To train the SVM classifier, the dataset is split into training and testing sets using stratified random sampling, with an 80-20 split, that is, 80% of the data is used for training and 20% for testing. To further reduce the training time we use the following hyperparameters: $C = 1$, kernel = rbf, and $\gamma = \text{scale}$.

4.3 Random Forest Classifier

We also train and test Random Forest classifiers. As with our SVM model, for our Random Forest classifier we use the flattened KDI, based on a one-hot encoding to key events. The Random Forest hyperparameters tested for this model are listed in Table 2, with the values selected in boldface.

Table 2: Hyperparameter tuning for Random Forest

Parameter	Values
n_estimators	100, 500, 1000
max_features	auto , sqrt
min_samples_split	2, 5
min_samples_leaf	1, 2

As with our SVM classifier, we initially restrict our Random Forest to the 48 most challenging to identify users. However, given the strong results that we obtain, and since there is no significant efficiency issue when training on a larger dataset, we also train and test this Random Forest on the entire set of 148 users.

5 Experiments and Results

In this section, we first discuss our experimental design. Then we present our experimental results, and provide some discussion of these results.

5.1 Experiment Strategy

We train three multiclass CNN classifiers over all 148 users, based on the KDI data structure and keystroke subsequence lengths of 50, 75 and 100. Once we establish our best model, we generate the confusion matrix, and sort based on the diagonal (i.e., true positive) elements. This enables us to split the users into three categories, namely, those that are easiest to classify, those that are of moderate difficulty to classify, and those that are the most difficult to classify.

We then apply classic machine learning techniques to difficult-to-classify users, based on a flattened KDI, that is, we convert the $5 \times 42 \times 42$ KDI into a feature vector of length $5 \cdot 42 \cdot 42 = 8820$. The performance of the classic techniques on these challenging cases leads us to further analyze the best of the models over the entire dataset.

5.2 Metrics

We use accuracy as the primary means of measuring the quality of our results. We also present confusion matrices to better visualize the distribution of correct and incorrect predictions across all classes, and to distinguish users, based on the difficulty of correct classification.

The accuracy of a binary classifier is simply the number of correct classifications divided by the total number of classifications, that is,

$$\text{Accuracy} = \frac{\text{TP} + \text{TN}}{\text{TP} + \text{TN} + \text{FP} + \text{FN}},$$

where TP is the number of true positive samples (samples correctly classified as positive), TN is the number of true negative samples (samples correctly classified as negative), FP is the number of false positive samples (samples incorrectly classified as positive), and FN is the number of false negative samples (samples incorrectly classified as negative). In a multiclass classification problem, accuracy is the proportion of correctly classified samples to the total number of samples in the dataset. We can calculate the accuracy for multiclass classifier as

$$\text{Accuracy} = \frac{\sum_{i=1}^n \text{TP}_i}{M},$$

where TP_i represents the number of samples of class i that are correctly classified and M is the total number of samples in the dataset.

In a confusion matrix, each row and column corresponds to a class in the dataset. We follow the convention that the rows represent the actual classes of the samples, and the columns represent the predicted classes. To determine the accuracy for class i , we simply divide the i^{th} diagonal element by the sum of the elements in row i . As noted above, the overall accuracy is the sum of all diagonal elements, divided by the sum of all elements in the matrix.

5.3 Multiclass CNN Experiments

As discussed above, we determined our CNN hyperparameters via a grid search over the number of epochs, learning rate, optimizer, and learning schedule callbacks. We found that training for 20 epochs, with a learning rate of 0.01, along with adam and reduceLROnPlateau as optimizer and callback, respectively, yielded the best results. We also experimented with different architecture

of the model itself, and settled on a model with five convolutional layers, where each convolutional layer is followed by batch normalization and max pooling layers, as illustrated in Figure 3, above.

After determining the hyperparameters and model architecture, we experimented with the keystroke sequence length for the KDIs. The model with keystroke length 50 shows signs of overfitting, as can be seen from the Figure 4(a). On the other hand, models which were trained on keystrokes with length 75 and 100 are more robust against overfitting, as can be seen in Figures 4(b) and (c), respectively—for both of these cases, the validation loss is continuously dropping and both validation and training accuracies are steadily climbing.

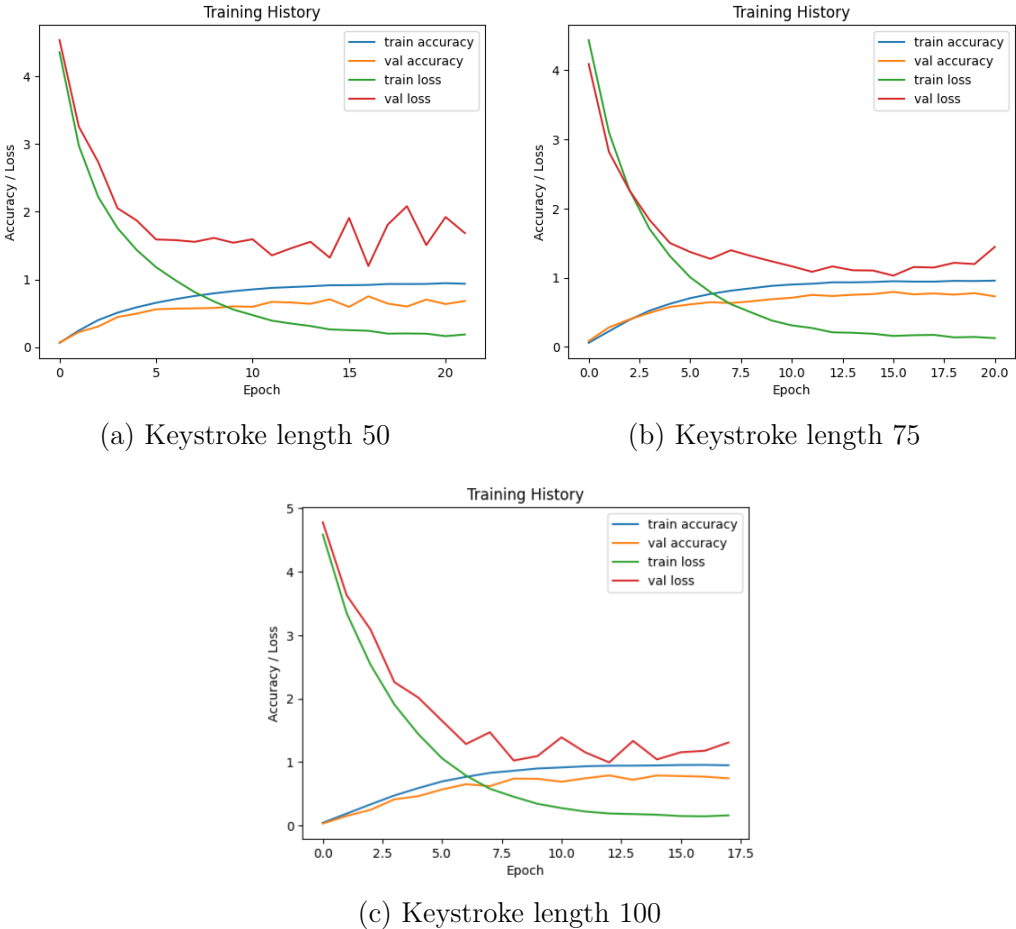


Figure 4: Training of models

The comparative analysis of training, testing and validation accuracies for keystrokes of length 50, 75 and 100 respectively is shown in Table 3. Since the model trained on keystroke sequence 100 gave us the best test and validation accuracies, we will extract the confusion matrix from this model for additional experiments in the next section.

Table 3: Accuracy as a function of keystroke sequence length

Length	Accuracy		
	Train	Test	Validation
50	0.9074	0.6700	0.5800
75	0.9500	0.7400	0.7300
100	0.9700	0.7900	0.7800

5.3.1 CNN Confusion Matrix

As established in Section 5.3, the model trained on keystroke length 100, provides the best results. For this keystroke length 100 model, a bar graph of the accuracy for each user is is given in Figure 5, where we have sorted by accuracy.

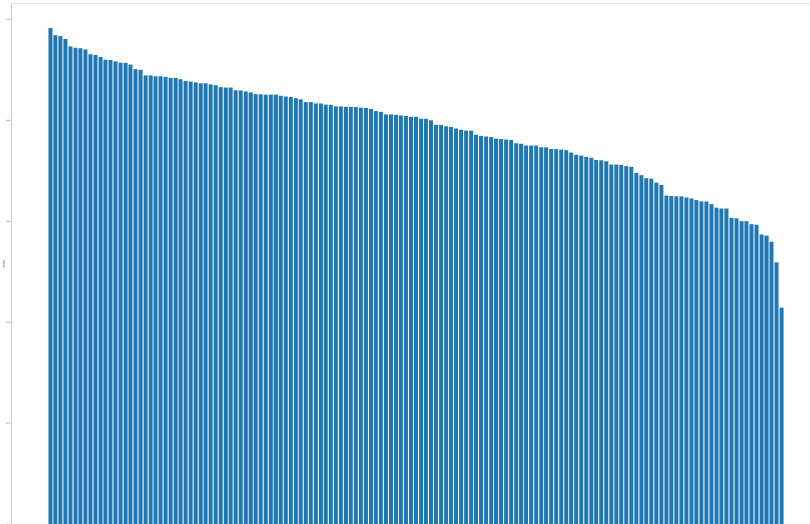


Figure 5: Bar graph for 148 users in dataset

Next, we use the bar graph in Figure 5 to partition the users into three subsets, based on the accuracy attained when identifying them using a CNN trained on the KDI features. We use the “slope” of the bar graph to identify these subsets. A slight “elbow” in the slope occurs after about a fifth of the users, and another is towards the last fourth of the users. Based on these observations, we establish two accuracy thresholds for authenticating users. Those users who are classified with 0.90 or greater accuracy, we consider relatively easy-to-authenticate, while those who are classified at accuracies below 0.75 are deemed the difficult-to-classify subset, while all of those in between these two thresholds are referred to as moderate-to-classify. The number of users in each of these subsets can be found in Figure 6. We further analyze the difficult-to-classify subset in the next section.

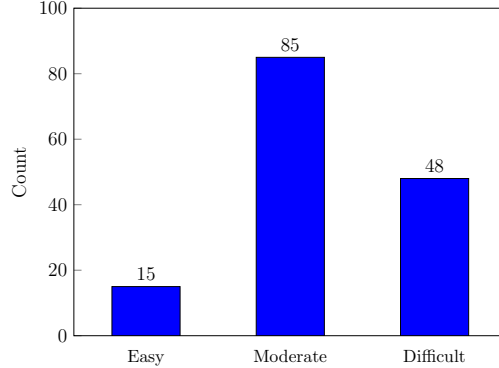


Figure 6: Number of users in each cluster

5.4 Experiments on Difficult-to-Identify Users

In the previous section, we categorized 48 of the users as difficult to identify using a CNN trained on KDI features. Here, we consider additional experiments on this subset of users, to see if we can improve on the poor results for these users. Specifically, we apply Support Vector Machines, Decision Trees, and Random Forest, based on the flattened KDI features. For the 48 users that comprise the difficult-to-identify subset, we achieve the accuracies listed in Table 4.

Table 4: Accuracy of models for difficult-to-identify users

Model	Test accuracy
SVM	0.50
Decision Tree	0.88
Random Forest	0.92

The confusion matrix for best of these experiments, namely, the Random Forest model, appears in Figure 7. In Figure 8, we provide a bar graph of per-user accuracies, sorted in descending order. These graphs serve to reinforce the strong results that we have obtained classifying the most challenging users.

5.5 Random Forest Model for all Users

Our surprisingly strong results on the difficult-to-classify users lead us to test the Random Forest model trained on the flattened KDI features over the entire dataset of 148 users. We find that the accuracy in this case is 0.93.

Figure 9 shows the confusion matrix for our Random Forest model for all 148 users. This outcome signifies a substantial improvement over the original multiclass CNN that was trained on the 5-channel KDI, as the CNN model only achieved an accuracy of 0.78. Figure 10 displays the sorted per-user accuracy bar graph for our Random Forest model.

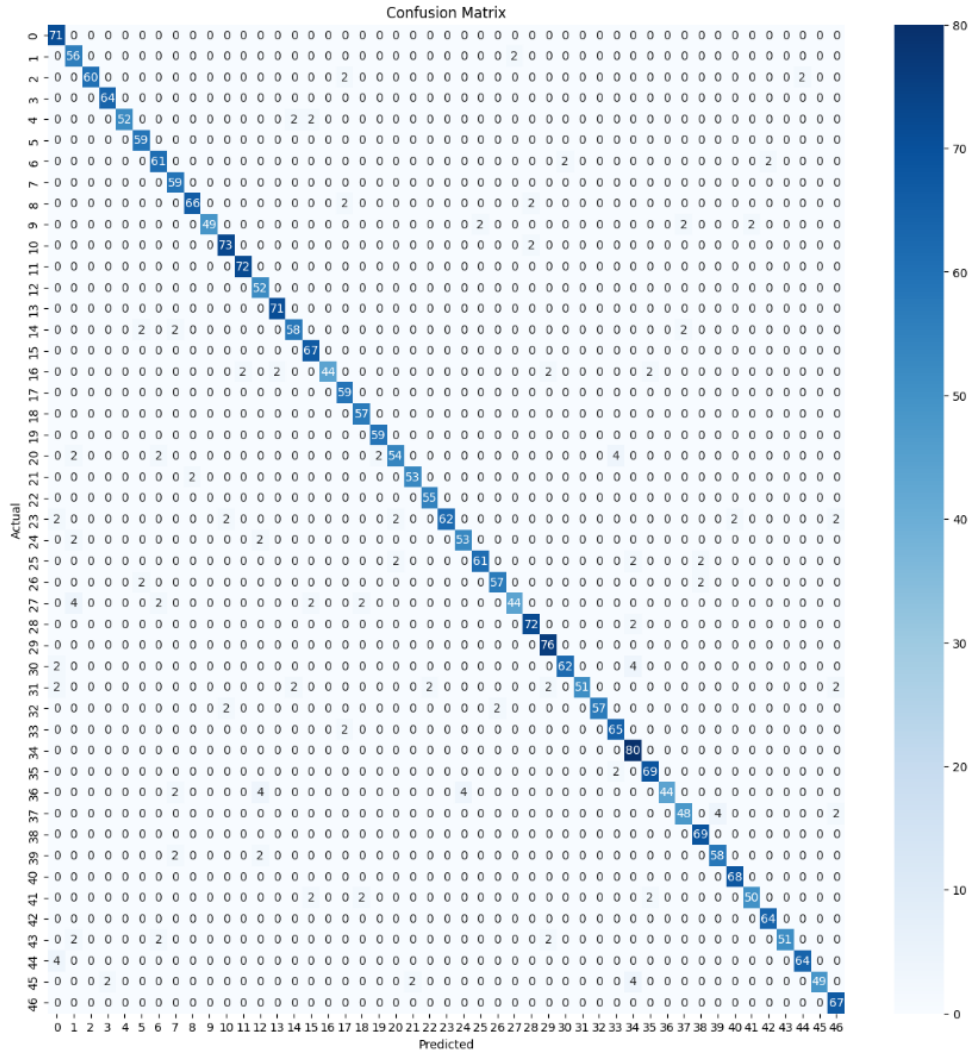


Figure 7: Random Forest confusion matrix for difficult-to-identify users

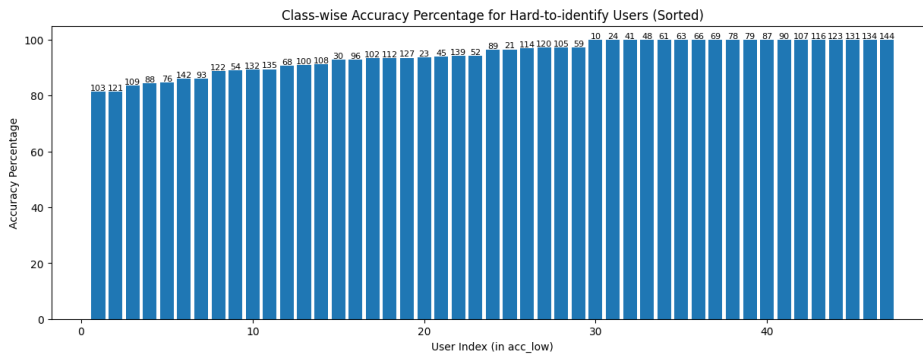


Figure 8: Random Forest results for difficult-to-identify users

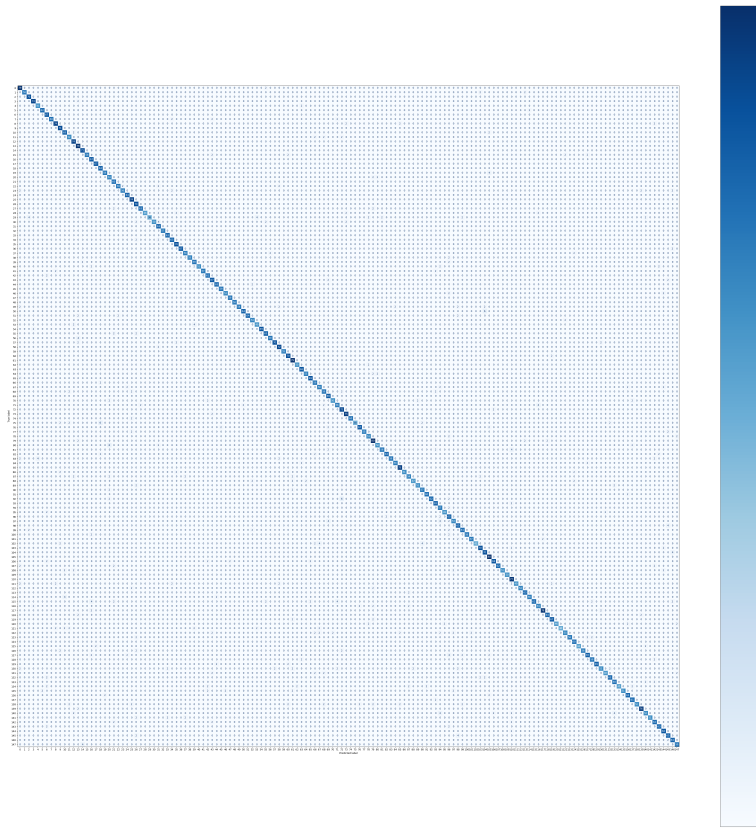


Figure 9: Random Forest confusion matrix for all 148 users

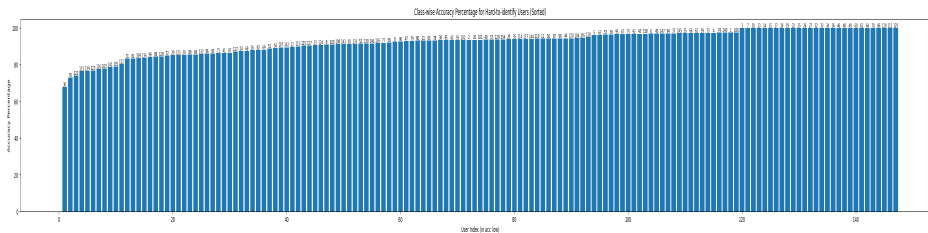


Figure 10: Random Forest results for all 148 users

Figure 11 shows the number of users for each classification decile for our Random Forest model. We find that only a small fraction of users, specifically 8, now have an accuracy of 0.75 or lower. In addition, 27 users have classification accuracies in the range of 0.75 to 0.90, while the vast majority of users, 109 to be precise, are classified with an accuracy of at least 0.90.

These results underscore the success of the Random Forest model trained on the flattened KDI features. As far as the authors are aware, this Random Forest model yields the best identification results yet achieved for the 148 users in the Buffalo dataset.

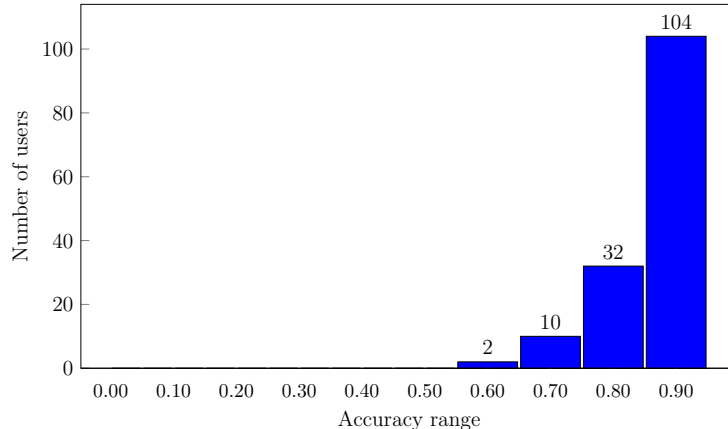


Figure 11: Random Forest accuracy ranges for all 148 users

6 Conclusion

In this research, we expanded on previous work on user identification based on keystroke dynamics. We used an image-like data structure and obtained good results for the identification problem, based on a Convolutional Neural Network. While using this keystroke image-like features with binary CNN classifiers is not new, one innovative aspect of the research in this paper lies in the application of a multiclass CNN for identifying users, which enabled us to categorize users into easy-, moderate-, and difficult-to-identify subsets. This approach enabled us to focus extra attention on the users that are most difficult to identify.

When experimenting with the most challenging cases, we discovered that a Random Forest trained on a flattened KDI feature yielded surprisingly strong results. Even more surprising, testing this same model over the entire dataset yielded much better results than our multiclass CNN model.

Future research could explore incorporating additional features, such as digraph and trigraph latencies, or even other biometric data, to improve model performance. Also, the Buffalo keystroke dataset that we employed for our experiments was created using mechanical keyboards. It would be valuable to obtain keystroke data from mobile devices and apply a similar analysis to that data. The dynamics of touch-based interactions likely differ substantially from those of traditional mechanical keyboard input.

Another potential area of future research is the development of an efficient strategy for adding new users to an existing keystroke dynamics-based authentication or identification system. Currently, incorporating new users into a multiclass model generally requires retraining the entire model, which may not be practical in real-world scenarios. To overcome this issue, we could explore methods for determining the cluster that a user’s keystroke patterns most closely match. It might then be possible to achieve good results in a two-stage process, where users are first assigned to a cluster, and subsequently distinguished

from the other users in their cluster. By assigning a user to the nearest cluster, we could avoid the problem of retraining a multiclass model for all users. This approach could facilitate the seamless integration of new users into the system, while maintaining the efficiency and accuracy of the identification or authentication process.

In summary, we have achieved strong results for the challenging problem of user identification based on keystroke dynamics, using classic machine learning models. Our results indicate that practical, real-world identification based on keystroke dynamics may be feasible.

References

- [1] Ahmed Ahmed and Issa Traore. Biometric recognition based on free-text keystroke dynamics. *IEEE Transactions on Cybernetics*, 44(4):458–472, 2014.
- [2] Saad Albawi, Tareq Abed Mohammed, and Saad Al-Zawi. Understanding of a convolutional neural network. In *2017 International Conference on Engineering and Technology, ICET*, pages 1–6, 2017.
- [3] Ross J. Anderson. *Security Engineering: A Guide to Building Dependable Distributed Systems*. John Wiley & Sons, Inc., 2001.
- [4] Tewari Anurag. An improved user identification based on keystroke-dynamics and transfer learning. *Webology*, 19:5369–5387, 01 2022.
- [5] Gérard Biau and Erwan Scornet. A random forest guided tour. *Test*, 25(2):197–227, 2016.
- [6] S. Bleha, C. Slivinsky, and B. Hussien. Computer-access security systems using keystroke dynamics. *IEEE Transactions on Pattern Analysis and Machine Intelligence*, 12(12):1217–1222, 1990.
- [7] Terrance Devries and Graham W. Taylor. Improved regularization of convolutional neural networks with cutout. <https://arxiv.org/abs/1708.04552>, 2017.
- [8] R. Gaines, William Lisowski, S. Press, and Norman Shapiro. Authentication by keystroke timing: Some preliminary results. Technical Report R-2526-NSF, RAND Corporation, 1980. <https://www.rand.org/pubs/reports/R2526.html>.
- [9] Romain Giot, Mohamad El-Abed, and Christophe Rosenberger. Keystroke dynamics with low constraints SVM based passphrase enrollment. In *2009 IEEE 3rd International Conference on Biometrics: Theory, Applications, and Systems*, pages 1–6, 2009.
- [10] M.A. Hearst, S.T. Dumais, E. Osuna, J. Platt, and B. Scholkopf. Support vector machines. *IEEE Intelligent Systems and their Applications*, 13(4):18–28, 1998.

- [11] J. Hu, D. Gingrich, and A. Sentosa. A k -nearest neighbor approach for user authentication through biometric keystroke dynamics. In *2008 IEEE International Conference on Communications*, pages 1556–1560, 2008.
- [12] Seong-seob Hwang, Hyoung-joo Lee, and Sungzoon Cho. Account-sharing detection through keystroke dynamics analysis. *International Journal of Electronic Commerce*, 14(2):109–126, 2009.
- [13] Kevin S. Killourhy and Roy A. Maxion. Comparing anomaly-detection algorithms for keystroke dynamics. In *2009 IEEE/IFIP International Conference on Dependable Systems and Networks*, DSN, pages 125–134, 2009.
- [14] Marc Kowtko. Biometric authentication for older adults. In *2014 IEEE Long Island Systems, Applications and Technology Conference*, LISAT, pages 1–6, 2014.
- [15] Jianwei Li, Han-Chih Chang, and Mark Stamp. Free-text keystroke dynamics for user authentication. In Mark Stamp, Corrado Aaron Visaggio, Francesco Mercaldo, and Fabio Di Troia, editors, *Artificial Intelligence for Cybersecurity*, pages 357–380. Springer, 2022.
- [16] Mengxin Liu and Jianfeng Guan. User keystroke authentication based on convolutional neural network. In Ilsun You, Hsing-Chung Chen, Vishal Sharma, and Igor Kottenko, editors, *Mobile Internet Security*, pages 157–168, 2019.
- [17] Abir Mhenni, Christophe Rosenberger, and Najoua Essoukri Ben Amara. Keystroke dynamics classification based on lstm and blstm models. In *2021 International Conference on Cyberworlds*, CW, pages 295–298, 2021.
- [18] Jugurta R. Montalvão Filho and Eduardo O. Freire. On the equalization of keystroke timing histograms. *Pattern Recognition Letters*, 27(13):1440–1446, 2006.
- [19] Yris Brice Wandji Piugie, Joël Di Manno, Christophe Rosenberger, and Christophe Charrier. Keystroke dynamics based user authentication using deep learning neural networks. In *2022 International Conference on Cyberworlds*, CW, pages 220–227, 2022.
- [20] Sriram Ravindran, Chandan Gautam, and Aruna Tiwari. Keystroke user recognition through extreme learning machine and evolving cluster method. In *2015 IEEE International Conference on Computational Intelligence and Computing Research*, ICCIC, pages 1–5, 2015.
- [21] Kenneth Revett, Hamid Jahankhani, S’ergio Tenreiro de Magalhães, and Henrique M. D. Santos. A survey of user authentication based on mouse dynamics. In *Global E-Security*, pages 210–219, 2008.
- [22] J.A. Robinson, V.W. Liang, J.A.M. Chambers, and C.L. MacKenzie. Computer user verification using login string keystroke dynamics. *IEEE Transactions on Systems, Man, and Cybernetics — Part A: Systems and Humans*, 28(2):236–241, 1998.

- [23] Hataichanok Saevanee and Pattarasinee Bhatarakosol. User authentication using combination of behavioral biometrics over the touchpad acting like touch screen of mobile device. In *2008 International Conference on Computer and Electrical Engineering*, pages 82–86, 2008.
- [24] Angela Sasse and Kat Krol. Usable biometrics for an ageing population. In Michael Fairhurst, editor, *Age Factors in Biometric Processing*. Institution of Engineering and Technology, 2013.
- [25] Nitish Srivastava, Geoffrey Hinton, Alex Krizhevsky, Ilya Sutskever, and Ruslan Salakhutdinov. Dropout: A simple way to prevent neural networks from overfitting. *The Journal of Machine Learning Research*, 15(1):1929–1958, 2014.
- [26] Brian C. Stanton, Mary Frances Theofanos, and Charles L. Sheppard. A study of users with visual disabilities and a fingerprint process. Technical Report NISTIR 7435, National Institute of Standards and Technology, 2008.
- [27] Yan Sun, Hayreddin cCeker, and Shambhu Upadhyaya. Shared keystroke dataset for continuous authentication. In *2016 IEEE International Workshop on Information Forensics and Security, WIFS*, pages 1–6, 2016.
- [28] Lu Xiaofeng, Zhang Shengfei, and Yi Shengwei. Continuous authentication by free-text keystroke based on CNN plus RNN. *Procedia Computer Science*, 147:314–318, 2019. 2018 International Conference on Identification, Information and Knowledge in the Internet of Things.