

Robust design under uncertainty in quantum error mitigation

Piotr Czarnik,^{1,2} Michael McKerns,³ Andrew T. Sornborger,^{3,4} and Lukasz Cincio^{5,4}

¹*Institute of Theoretical Physics, Jagiellonian University, Krakow, Poland.*

²*Mark Kac Center for Complex Systems Research, Jagiellonian University, Kraków, Poland*

³*Information Sciences, Los Alamos National Laboratory, Los Alamos, NM, USA.*

⁴*Quantum Science Center, Oak Ridge, TN 37931, USA.*

⁵*Theoretical Division, Los Alamos National Laboratory, Los Alamos, NM, USA.*

Error mitigation techniques are crucial to achieving near-term quantum advantage. Classical post-processing of quantum computation outcomes is a popular approach for error mitigation, which includes methods such as Zero Noise Extrapolation, Virtual Distillation, and learning-based error mitigation. However, these techniques have limitations due to the propagation of uncertainty resulting from a finite shot number of the quantum measurement. To overcome this limitation, we propose general and unbiased methods for quantifying the uncertainty and error of error-mitigated observables by sampling error mitigation outcomes. These methods are applicable to any post-processing-based error mitigation approach. In addition, we present a systematic approach for optimizing the performance and robustness of these error mitigation methods under uncertainty, building on our proposed uncertainty quantification methods. To illustrate the effectiveness of our methods, we apply them to Clifford Data Regression in the ground state of the XY model simulated using IBM’s Toronto noise model.

I. INTRODUCTION

Quantum computers promise to outperform the best classical computers. Such quantum advantage has already been claimed for some tasks [1–3]. Nevertheless, the potential of current gate-based quantum computers is severely limited due to decoherence and imperfect implementations of quantum gates, so-called hardware noise [4, 5]. It is commonly expected that in future devices Quantum Error Correction (QEC) will enable fault tolerant quantum computation with errors continuously corrected as a computation is executed. However, successfully implementing QEC requires multiple, high-fidelity qubits to encode a single logical qubit. Although initial implementations of error correction codes have been demonstrated [6, 7], QEC at a scale resulting in quantum advantage requires substantial further improvement in quantum hardware. Consequently, techniques reducing the impact of errors without performing QEC are crucial to obtain a near-term quantum advantage.

Error mitigation methods are techniques for reducing errors in near-term quantum hardware. They can be applied on devices with larger error rates and smaller qubit numbers than required by QEC [8]. Various error mitigation techniques have been proposed, including dynamical decoupling [9], measurement error mitigation [10, 11], and noise-aware circuit compilation [12–15].

A widely-used approach to error mitigation aims to correct noisy expectation values of observables of interest with classical post-processing of measurement outcomes [8]. Examples of such methods are Zero Noise Extrapolation (ZNE) [16–23], Virtual Distillation [24–31] and learning-based error mitigation [32–38]. ZNE measures an observable of interest at multiple noise strengths and extrapolates it to the zero-noise limit. Virtual Distillation uses multiple copies of a noisy quantum state to

“distill” its purer version suppressing incoherent errors. Classical post-processing of measurements of such purified states is used to obtain mitigated expectation values for observables of interest. Learning-based error mitigation uses classically simulable quantum circuits similar to a circuit of interest to train an ansatz that corrects effects of noise on expectation values of observables. Among other approaches to error mitigation utilizing the classical post-processing are quasi-probabilistic error decomposition [16, 39], verified phase estimation [40], truncated Neumann series [41] and application-specific approaches leveraging symmetries of a circuit of interest [42–45].

A fundamental limitation of the power of such error mitigation techniques is shot noise. Noisy expectation values are estimated using a finite number of state measurements called shots. Due to finite shot numbers the accuracy of these estimates is limited. This effect is called shot noise uncertainty. Shot noise uncertainty propagates through a classical post-processing procedure affecting error-mitigated expectation values. It is well-known that error-mitigated observables typically have larger shot noise uncertainty than their noisy counterparts [46]. Furthermore, for a wide class of error-mitigation protocols, the number of shots required for a given uncertainty grows exponentially with circuit depth fundamentally limiting the power of error mitigation [47–50]. In the worst case, this growth is even faster [51]. Moreover, while error mitigation reduces bias caused by noise, it can introduce subtler biases. For example, ZNE performed with imperfect noise strength control or improper choice of extrapolation method can result in biased outcomes. Similarly, coherent errors in the case of Virtual Distillation and poor choice of training circuits for learning-based error mitigation produce bias.

Taking into account these limitations, it is crucial to account for the outcome uncertainty while applying and designing error mitigation methods to correct noisy ob-

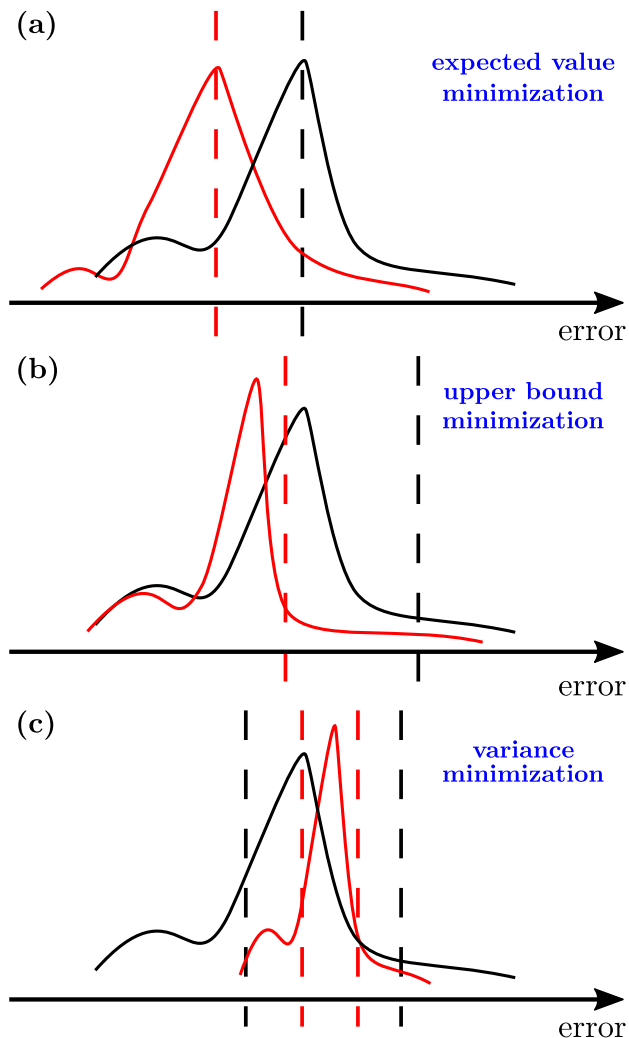


FIG. 1. **Robust design of error mitigation under uncertainty (a cartoon depiction).** In this work, we present techniques aimed at enhancing the efficiency of error mitigation by considering the possibility of unknown probability distributions associated with error-mitigated observables. We propose methods to improve the distribution of error-mitigated outcomes with respect to key statistical quantities, through optimization of error mitigation hyperparameters (such as choice of ZNE noise levels or learning-based error mitigation training circuits). Here we depict minimization of (a) expected error, (b) worst case error (tail value at risk), and (c) variance of mitigated results, with the initial distribution in black, and the optimized one in red. The red and black dashed lines mark the initial and optimal values of the optimized quantities, respectively.

servables. While methods to estimate shot uncertainty are known for some particular techniques [18, 46, 52], no general approach to quantify the uncertainty of error-mitigated results or to optimize the robustness of the error mitigation under uncertainty have been proposed. In this work, we fill this gap by introducing such methods, as shown schematically in Fig. 1. We build upon a rigorous framework for uncertainty quantification based on the observation that, given a set of assumptions and information about the problem, there exist optimal bounds

on uncertainties that are obtained as values of well-defined optimization problems corresponding to extremizing probabilities of failure, or of deviations, subject to the constraints imposed by the scenarios compatible with the assumptions and information [53–55]. In particular, this framework is structured to not implicitly impose inappropriate assumptions, nor repudiate relevant information, and thus is well-suited for rigorous calculations of statistical quantities and optimal bounds on statistical quantities integral for the robust design of complex systems [56, 57].

We introduce methods for robust design under uncertainty in Section II. Next, we provide a proof of principle demonstration. We briefly introduce an error mitigation method (Clifford Data Regression) used here in Section III A. We describe our test-case error mitigation experiment in Section III B. In Section III C, we perform uncertainty quantification for this application, while in Section III D, we demonstrate robust error mitigation design for our system. We conclude in Section IV. Additional examples of the application of our method are provided in App. A, B.

II. ROBUST DESIGN UNDER UNCERTAINTY FOR ERROR MITIGATION

Here, we are mitigating O^{noisy} - a noisy estimate of an expectation value. O is a given observable computed for a circuit of interest. We assume that an error-mitigated estimate of this expectation value, $O^{\text{mitigated}}$, is obtained by classical post-processing of the expectation values of noisy observables obtained from the circuit of interest or its modifications. As these noisy expectation values are estimated with a finite shot number, they are random variables that can be characterized by probability distributions. Consequently, $O^{\text{mitigated}}$ is also a random variable characterized by a probability distribution, $P(O^{\text{mitigated}})$. To reliably quantify the uncertainty of $O^{\text{mitigated}}$, one needs to estimate properties of $P(O^{\text{mitigated}})$.

At present, only algorithms to estimate the variance of $O^{\text{mitigated}}$ for some error mitigation methods [18, 52] have been proposed. Furthermore, these algorithms frequently assume that $P(O^{\text{mitigated}})$ is a Gaussian distribution. This assumption is not valid for many error mitigation protocols. For instance, a ratio of Gaussian distributions gives rise to a Cauchy probability distribution, which is heavy-tailed, and does not have a well-defined variance [58]. Such a ratio of observables gives $O^{\text{mitigated}}$ in the case of Virtual Distillation [24].

The most reliable way to calculate the expected values of statistical quantities of unknown distributions like $P(O^{\text{mitigated}})$ is through sampling, while the extremal values of its statistical quantities are most robustly calculated through a minimization (or maximization) over the parameterized distribution. We use this approach to estimate the expected value and variance of $O^{\text{mitigated}}$, and

also to accurately capture the behavior at the tails of its distribution. Producing the correct behavior at both the expected and extremal values of a distribution are crucial for robust design. In this work, we demonstrate the feasibility of this approach to uncertainty quantification of error mitigation, by sampling a distribution of the relative error of $O^{\text{mitigated}}$ defined as

$$\eta = 2 \frac{|O^{\text{exact}} - O^{\text{mitigated}}|}{|O^{\text{exact}} + O^{\text{mitigated}}|}, \quad (1)$$

where O^{exact} is an exact expectation value of the observable of interest for the circuit of interest.

A statistical characterization of $P(O^{\text{mitigated}})$'s distribution, or the distribution of its error, is crucial for understanding the behavior of the system under uncertainty, and enables us to design error mitigation methods that are thus robust under uncertainty. For instance, one can consider the balance of error mitigation bias versus uncertainty for a given shot budget, N_s^{tot} . In particular, in the case of ZNE, higher-order polynomial extrapolation leads to a lower bias while resulting in larger shot uncertainty for a fixed shot budget [20]. Similarly, in the case of Virtual Distillation, increasing the number of state copies results in better suppression of coherent errors increasing shot uncertainty [26].

For learning-based error mitigation, an analogous effect occurs concerning the expressive power of the ansatz used to correct noisy observables [38]. Therefore, error mitigation methods considered here usually have hyperparameters, like ZNE's extrapolation method, Virtual Distillation copy number, or learning-based error mitigation ansatz choice that can be adjusted to optimize performance or robustness. It has been demonstrated that the choice of such hyperparameters affects error mitigation performance significantly [20, 38]. While heuristic hyperparameter choices have been proposed [20, 59], no systematic methods of the hyperparameter choice have so far been introduced.

In this work, we propose to use $O^{\text{mitigated}}$'s distributional properties or the distribution of its error to determine uncertainty and quality of error mitigation as a function of its hyperparameters and to find the optimal hyperparameter values. For example, one can consider $\langle \eta \rangle$ and estimate it for given hyperparameter values sampling error mitigation outcomes. In the spirit of a variational quantum algorithm, one can minimize $\langle \eta \rangle$ using a classical optimization algorithm in a feedback loop with the sampling that uses $\langle \eta \rangle$ as the cost function [4]. Similarly, one can optimize other properties of $O^{\text{mitigated}}$ or η distributions. Such an approach enables one to use state-of-the-art classical algorithms to maximize and minimize $\langle \eta \rangle$ with respect to hyperparameter values. Such minimal and maximal values characterize the error sensitivity to hyperparameter choice, informing the best choice of the hyperparameters. In this work, we present proof-of-principle of such an optimization.

III. NUMERICAL RESULTS

A. Clifford Data Regression

In this section, we use Clifford Data Regression (CDR) to demonstrate our uncertainty quantification and robust design methods. Clifford Data Regression (CDR) is a learning-based error mitigation technique [32]. It uses classically simulable near-Clifford training circuits similar to the circuit of interest in order to correct a noisy expectation value of an observable of interest.

Using CDR, we first find N_t near-Clifford training circuits similar to a circuit of interest. Typically, one uses training circuits that differ from the circuit of interest only by gate rotation angles. Such training circuits can be obtained by substituting most non-Clifford gates in the circuit of interest with Clifford gates of the same type [32]. For example, in the case of a rotation around the z -axis, $R_Z(\theta) = e^{-i(\theta/2)Z}$ with arbitrary θ , one can replace R_Z with a power of a phase gate, $S = e^{-i(\pi/2)Z}$, which is a Clifford gate. Here Z is a Pauli matrix. As long as the number of non-Clifford gates in a training circuit remains small enough, the gates can be efficiently simulated classically [60]. The Clifford substitutions can be performed randomly [32]. Alternatively, they can be done with a Markov Chain Monte Carlo (MCMC) procedure to impose constraints on the expectation values of the training circuits [59].

Subsequently, we create training data by taking a pair of exact, $x_i \equiv O_i^{\text{exact}}$, and noisy, $y_i \equiv O_i^{\text{noisy}}$, expectation values of the observable of interest evaluated both classically and with a quantum computer, respectively. We do this for each training circuit. Here index i enumerates training circuits. We fit the training data with a linear ansatz,

$$y_i = ax_i + b, \quad (2)$$

where a and b are coefficients found by the least-squares linear regression. Finally, we use the resulting fitted coefficients to mitigate O^{noisy} . We compute the mitigated expectation value as

$$O^{\text{mitigated}} = aO^{\text{noisy}} + b. \quad (3)$$

Clifford Data Regression is based on the assumption that as long as the noise does not depend strongly on gate rotation angles, noise affects nearby circuits similarly, and therefore its effects can be learned from near-Clifford circuits. CDR has been found to match or outperform other state-of-the-art error mitigation methods while mitigating real-device noise [32, 52, 61].

B. The setup

As a test case, we use a circuit that prepares the ground state of a 6-qubit, one-dimensional XY model given by

the Hamiltonian

$$H = \sum_{\langle i,j \rangle} X_i X_j + Z_i Z_j \quad (4)$$

with periodic boundary conditions, where X and Z are Pauli matrices and $\langle i, j \rangle$ denotes a pair of nearest-neighbor sites. For this circuit, we mitigate the expectation value of a two-site correlator $X_0 X_3$. To prepare the ground state, we use a hardware-efficient ansatz, with parameters found by classical optimization, that matches the ground state energy with an accuracy better than 10^{-13} . The optimized circuit was then compiled into the native IBM gate set [62]. The compiled circuit contained 60 CNOTs. For this proof-of-principle demonstration, we performed noisy simulations using IBM's Toronto quantum computer noise model obtained using a built-in Qiskit [63] function that creates a noise model based on the device calibration.

In our tests, we use a modest shot number $N_s^{\text{tot}} = 10^4$ and $N_t = 10$. We divide the shots between the noisy expectation values uniformly, i.e. for each O_i^{noisy} , we use $N_s^{\text{tot}}/(N_t + 1)$ shots. For such a modest error mitigation shot cost, it has been found that the shot noise significantly affects CDR performance. To mitigate the detrimental effects of the shot noise, we previously proposed the use of training circuits with well-distributed exact expectation values for mitigated observables generated by MCMC [59]. Here, we use this technique in the uncertainty quantification context. We use training circuits with y_i uniformly distributed between $-y_{\text{max}}$ and y_{max} . These circuits are generated with the MCMC-based algorithm of Ref. [59]. Our training circuits have 10 non-Clifford gates, while the circuit of interest has 150 non-Clifford gates. The MCMC procedure is initialized randomly and samples near-Clifford circuits with y_i within 0.01 from the desired y_i . Therefore, the choice of the training circuits is another source of uncertainty affecting $O^{\text{mitigated}}$.

To exemplify our robust design methods, we consider a more general form of the y_i distribution parametrized by two parameters y_{max} , a . Namely,

$$y_i = y_{\text{max}} \text{sgn}(r_i) |r_i|^a, \quad (5)$$

with r_i values distributed uniformly from $[-1, 1]$, and sgn denoting a sign function. y_{max} determines extreme values of the distribution, while a determines a deviation from the uniform distribution. More precisely, $a = 1$ corresponds to the uniform distribution, $a < 1$ results in clustering of y_i around $|y_i| = y_{\text{max}}$, and $a > 1$ causes clustering around 0. This form of distribution systematically tests a heuristic strategy of distributing the training data proposed in Ref. [59].

C. Uncertainty quantification

To demonstrate our uncertainty quantification method, we perform error mitigation for our test-case

observable N times. For each error-mitigated estimate, we compute the relative error η Eq.(1). We use the generated sample to estimate the expected value, maximum, and minimum of η . For this purpose, we use the sample mean, minimum, and maximum, respectively. As η is a random variable, these finite-sample estimates are also random variables that have probability distributions with variance dependent on N . To show the usefulness of this approach, we analyze in detail the convergence of the results with increasing N . We consider $N = 10 - 3000$, and for each N generate 1000 samples of size N . We show the results for $y_{\text{max}} = 0.5$, and $a = 1$ in Fig. 2(a-c) as boxplots. We find that the expected values and the minima converge with increasing N quickly to 0.22 and 0, respectively, indicating that they can be used in practice to quantify the uncertainty. In contrast, the maxima appear to diverge logarithmically with N . Therefore, the maxima are not suitable for quantifying the robustness of the error mitigated results.

Instead, we propose to use a tail value at risk ($\text{TVaR}_\alpha^{\text{right}}$), which is an expected value of an upper tail of the η distribution. To define it we use the α -quantile of the relative error η^α , that is the smallest value of η for which

$$P(\eta \leq \eta^\alpha) \geq \alpha, \quad (6)$$

where $P(\eta \leq \eta^\alpha)$ is the probability of η being smaller or equal to η^α . We then define,

$$\text{TVaR}_\alpha^{\text{right}} = E(\eta | \eta \geq \eta^\alpha) = \frac{1}{1 - \alpha} \int_{\eta^\alpha}^{\infty} \eta f(\eta) d\eta, \quad (7)$$

where $E(\eta | \eta \geq \eta^\alpha)$ is the expected value of η under the condition $\eta \geq \eta^\alpha$, and $f(\eta)$ is a probability density function. Here, we consider $\alpha = 0.9$ finding that $\text{TVaR}_{0.9}^{\text{right}}$ converges quickly to 0.64, as shown in Fig. 2(d). Hence, $\text{TVaR}_\alpha^{\text{right}}$ can be used to quantify the behavior of the upper tail of η determining the robustness of error mitigation. Furthermore, in App. A we show that one can also use η^α for this purpose. We estimate η^α as the αN -th element of the sample sorted in ascending order and $\text{TVaR}_\alpha^{\text{right}}$ as the mean of the sample elements larger than or equal to $\text{TVaR}_\alpha^{\text{right}}$.

We note that in sampling $O^{\text{mitigated}}$, we sample both outcomes of quantum measurements and sets of training circuits consistent with hyperparameter values of $y_{\text{max}} = 0.5$ and $a = 1$. Sampling the latter is done by sampling random starting points using the MCMC procedure. To minimize the classical cost of training circuit generation, we repeat the sampling of $O^{\text{mitigated}}$ using precomputed sets of 100, 1000, and 10000 training circuits from which we randomly choose a set of training circuits used for CDR error mitigation. We observe that distributions of statistical quantities (Fig. 2) are very similar for each choice, indicating that precomputed sets are sufficiently representative of the mitigated observable distribution and that the variance of error mitigation outcomes is due primarily to the shot noise.

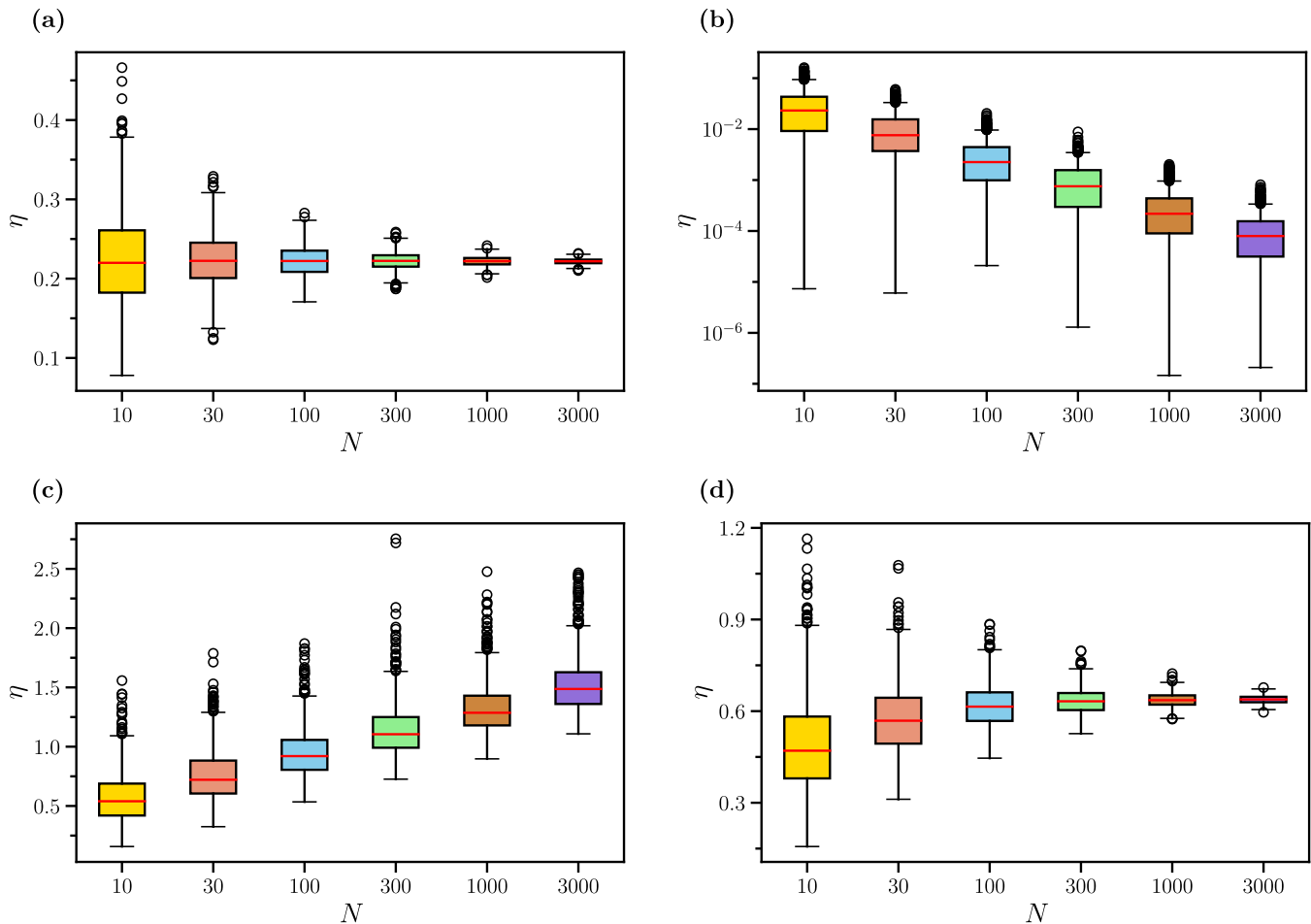


FIG. 2. **Uncertainty quantification.** Finite-sample estimates of the mean (a), minimum (b), maximum (c), and tail value at risk $\text{TVaR}_{0.9}^{\text{right}}$ (d) of the relative error (Eq. (1)) of the CDR-mitigated ground state correlator $\langle X_0 X_3 \rangle$ of a 6-qubit XY model (Eq. (4)). For the purpose of examining the convergence of these estimates with the sample size, N , we plot their distribution for several values of $N = 10 - 3000$. The distributions are plotted using boxplots. The red lines denote the medians of the distributions. The boxes correspond to ranges between the first (Q_1) and third distribution quartiles (Q_3). The whiskers denote $Q_1 - 1.5|Q_1 - Q_3|$ and $Q_3 + 1.5|Q_1 - Q_3|$, respectively. Circles denote outliers. For each value of N , 1000 samples of size N were generated to plot the distribution. Error mitigation is performed for an IBM Toronto noise model with $y_{\max} = 0.5$ and $a = 1$ hyperparameters.

D. Robust design

Next, we consider robust error mitigation design for optimizing CDR hyperparameters y_{\max} and a to minimize the expected relative error of the error-mitigated expectation value $\langle \eta \rangle$ for our benchmark setup. We perform a constrained optimization with $0.2 \leq y_{\max} \leq 1$ and $0.1 \leq a \leq 10$, excluding values leading to extreme concentration of the training data. We obtain the best hyperparameter values $y_{\max} = 0.87$ and $a = 1.2$ corresponding to $\langle \eta \rangle = 0.18$. These values result in well-distributed training circuit expectation values y_i , validating the heuristic strategy proposed in Ref. [59]. Further, in App. B, we show that the worst expected value of η is obtained for hyperparameters corresponding to the strongest clustering of y_i around 0 allowed by the constraints. This confirms that the clustering of the training

data negatively affects the quality of CDR-mitigated observables, as argued in Ref. [59].

Both here and in App. B, we perform our optimizations using *mystic*'s [56, 64] implementation of a differential evolution optimization algorithm [65]. To minimize the detrimental effects of local minima, we performed the optimization for 9 randomly chosen initial hyperparameter values and chose the optimization instance with the optimal value expected value of η . For each pair of y_{\max}, a , the expected value of η was estimated as the mean of a sample of $N = 1000$ error mitigation outcomes.

IV. CONCLUSIONS AND DISCUSSION

Error-mitigated observables exhibit uncertainty due to the propagation of shot noise variability from quantum

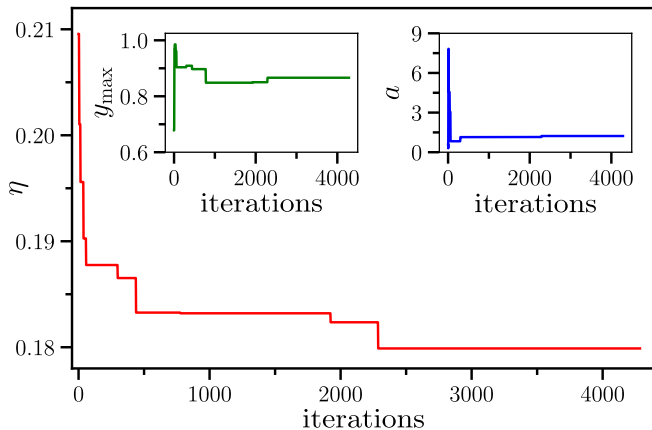


FIG. 3. **Robust design of CDR training data to minimize the expected value of the relative error.** Optimization of training circuit distributions of exact expectation values (Eq. (5)) for CDR error mitigation of the X_0X_3 correlator of the ground state of a 6-qubit one-dimensional XY model (Eq. (4)) and the IBM Toronto noise model. The expected value of η is plotted versus a number of optimization iterations. The insets show the best hyperparameter values as a function of iterations.

measurements. This is one of the fundamental limitations of the power of error mitigation. Furthermore, error mitigation methods typically introduce bias that further limits the accuracy of error-mitigated results. In this work, we address these limitations by introducing methods to quantify and minimize the uncertainty and error of error-mitigated expectation values. Our error uncertainty quantification methods are generally applicable, in that they utilize unbiased sampling from a probability distribution of error-mitigated results (and the unbiased determination of bounds thereof). They enable one to estimate both expected and extremal values of error-mitigated observables, making it possible to quantify the robustness of error mitigation in a system. By applying this approach to classically simulable circuits, they can be used to rigorously quantify the bias in error mitigation methods.

We leverage our uncertainty quantification methods to introduce robust design under uncertainty for error mitigation. By utilizing the optimization of hyperparameters, like the choice of noise levels in ZNE or CDR training circuits, one can fine-tune these hyperparameters to maximize the resilience of error mitigation to shot noise uncertainty and bias. In this work, we propose to optimize estimates of uncertainty and error of error-mitigated ex-

pectation values over error mitigation hyperparameters. This approach enables one to systematically determine the sensitivity of error-mitigated results to the choice of hyperparameters and to find their best values, enhancing the potential of error mitigation.

Here we demonstrate both uncertainty quantification and robust design for a test case of CDR error mitigation for correlators of the ground state of a 6-qubit one-dimensional XY model simulated with IBM’s Toronto noise model. In particular, we estimate the expected value and tail value at risk of the relative error of mitigated observables. Subsequently, we minimize the expected value of the relative error with respect to hyperparameters controlling the choice of the CDR training circuits.

We note that while this work showcases the feasibility of robust design for error mitigation methods, such optimizations are generally costly as it requires estimation of the error-mitigated observable uncertainties for multiple values of the hyperparameters. A natural follow-up question is how to improve the efficiency of these methods. One possible avenue for improvement comes from an observation that noise similarly affects similar circuits as exploited by learning-based error mitigation. Consequently, one can expect that the optimal hyperparameters found with the method for a particular circuit result in good error mitigation performance for circuits resembling a given circuit. We leave the exploration of this idea to future work.

V. ACKNOWLEDGMENTS

We thank Frédéric Sauvage and Mike Martin for helpful conversations. The research for this publication has been supported by a grant from the Priority Research Area DigiWorld under the Strategic Programme Excellence Initiative at Jagiellonian University. PC acknowledges support by the National Science Centre (NCN), Poland under project 2022/47/D/ST2/03393. MM acknowledges support by the Uncertainty Quantification Foundation under the Statistical Learning program. Research presented in this paper (ATS, MM) was also supported by the Laboratory Directed Research and Development (LDRD) program of Los Alamos National Laboratory under project number 20210116DR. The research was also supported (LC) by the Quantum Science Center, a National Quantum Science Initiative of the Department of Energy, managed by Oak Ridge National Laboratory.

-
- [1] Frank Arute, Kunal Arya, Ryan Babbush, Dave Bacon, *et al.*, “Quantum supremacy using a programmable superconducting processor,” *Nature* **574**, 505–510 (2019).
 [2] A Morvan, B Villalonga, X Mi, S Mandra, A Bengtsson, PV Klimov, Z Chen, S Hong, C Erickson, IK Drozdov, *et al.*, “Phase transition in random circuit sampling,”

[arXiv preprint arXiv:2304.11119](https://arxiv.org/abs/2304.11119) (2023).

- [3] Youngseok Kim, Andrew Eddins, Sajant Anand, Ken Xuan Wei, Ewout Van Den Berg, Sami Rosenblatt, Hasan Nayfeh, Yantao Wu, Michael Zaletel, Kristan Temme, *et al.*, “Evidence for the utility of quantum computing before fault tolerance,” *Nature* **618**, 500–505

- (2023).
- [4] M. Cerezo, Andrew Arrasmith, Ryan Babbush, Simon C Benjamin, Suguru Endo, Keisuke Fujii, Jarrod R McClean, Kosuke Mitarai, Xiao Yuan, Lukasz Cincio, and Patrick J. Coles, “Variational quantum algorithms,” *Nature Reviews Physics* **3**, 625–644 (2021).
 - [5] Suguru Endo, Zhenyu Cai, Simon C Benjamin, and Xiao Yuan, “Hybrid quantum-classical algorithms and quantum error mitigation,” *Journal of the Physical Society of Japan* **90**, 032001 (2021).
 - [6] Rajeev Acharya, Igor Aleiner, Richard Allen, Trond I Andersen, Markus Ansmann, Frank Arute, Kunal Arya, Abraham Asfaw, Juan Atalaya, Ryan Babbush, *et al.*, “Suppressing quantum errors by scaling a surface code logical qubit,” *arXiv preprint arXiv:2207.06431* (2022).
 - [7] C Ryan-Anderson, NC Brown, MS Allman, B Arkin, G Asa-Attuah, C Baldwin, J Berg, JG Bohnet, S Braxton, N Burdick, *et al.*, “Implementing fault-tolerant entangling gates on the five-qubit code and the color code,” *arXiv preprint arXiv:2208.01863* (2022).
 - [8] Zhenyu Cai, Ryan Babbush, Simon C. Benjamin, Suguru Endo, William J. Huggins, Ying Li, Jarrod R. McClean, and Thomas E. O’Brien, “Quantum error mitigation,” *arXiv preprint arXiv:2210.00921* (2022).
 - [9] Lorenza Viola, Emanuel Knill, and Seth Lloyd, “Dynamical decoupling of open quantum systems,” *Phys. Rev. Lett.* **82**, 2417–2421 (1999).
 - [10] Filip B Maciejewski, Zoltán Zimborás, and Michał Oszmaniec, “Mitigation of readout noise in near-term quantum devices by classical post-processing based on detector tomography,” *Quantum* **4**, 257 (2020).
 - [11] Paul D. Nation, Hwajung Kang, Neereja Sundaresan, and Jay M. Gambetta, “Scalable mitigation of measurement errors on quantum computers,” *PRX Quantum* **2**, 040326 (2021).
 - [12] Lukasz Cincio, Yiğit Subaşı, Andrew T Sornborger, and Patrick J Coles, “Learning the quantum algorithm for state overlap,” *New Journal of Physics* **20**, 113022 (2018).
 - [13] Lukasz Cincio, Kenneth Rudinger, Mohan Sarovar, and Patrick J. Coles, “Machine learning of noise-resilient quantum circuits,” *PRX Quantum* **2**, 010324 (2021).
 - [14] Prakash Murali, Jonathan M. Baker, Ali Javadi-Abhari, Frederic T. Chong, and Margaret Martonosi, “Noise-adaptive compiler mappings for noisy intermediate-scale quantum computers,” *ASPLOS ’19*, 1015–1029 (2019).
 - [15] Sumeet Khatri, Ryan LaRose, Alexander Poremba, Lukasz Cincio, Andrew T Sornborger, and Patrick J Coles, “Quantum-assisted quantum compiling,” *Quantum* **3**, 140 (2019).
 - [16] Kristan Temme, Sergey Bravyi, and Jay M. Gambetta, “Error mitigation for short-depth quantum circuits,” *Phys. Rev. Lett.* **119**, 180509 (2017).
 - [17] Abhinav Kandala, Kristan Temme, Antonio D. Córcoles, Antonio Mezzacapo, Jerry M. Chow, and Jay M. Gambetta, “Error mitigation extends the computational reach of a noisy quantum processor,” *Nature* **567**, 491–495 (2019).
 - [18] Eugene F Dumitrescu, Alex J McCaskey, Gaute Hagen, Gustav R Jansen, Titus D Morris, T Papenbrock, Raphael C Pooser, David Jarvis Dean, and Pavel Lougovski, “Cloud quantum computing of an atomic nucleus,” *Phys. Rev. Lett.* **120**, 210501 (2018).
 - [19] Matthew Otten and Stephen K Gray, “Recovering noise-free quantum observables,” *Physical Review A* **99**, 012338 (2019).
 - [20] Tudor Giurgica-Tiron, Yousef Hindy, Ryan LaRose, Andrea Mari, and William J Zeng, “Digital zero noise extrapolation for quantum error mitigation,” *2020 IEEE International Conference on Quantum Computing and Engineering (QCE)*, 306–316 (2020).
 - [21] Andre He, Benjamin Nachman, Wibe A. de Jong, and Christian W. Bauer, “Zero-noise extrapolation for quantum-gate error mitigation with identity insertions,” *Physical Review A* **102**, 012426 (2020).
 - [22] Zhenyu Cai, “Multi-exponential error extrapolation and combining error mitigation techniques for NISQ applications,” *npj Quantum Information* **7**, 1–12 (2021).
 - [23] Youngseok Kim, Christopher J. Wood, Theodore J. Yoder, Seth T. Merkel, Jay M. Gambetta, Kristan Temme, and Abhinav Kandala, “Scalable error mitigation for noisy quantum circuits produces competitive expectation values,” *arXiv preprint arXiv:2108.09197* (2021).
 - [24] Bálint Koczor, “Exponential error suppression for near-term quantum devices,” *Physical Review X* **11**, 031057 (2021).
 - [25] William J Huggins, Sam McArdle, Thomas E O’Brien, Joonho Lee, Nicholas C Rubin, Sergio Boixo, K Birgitta Whaley, Ryan Babbush, and Jarrod R McClean, “Virtual distillation for quantum error mitigation,” *Physical Review X* **11**, 041036 (2021).
 - [26] Piotr Czarnik, Andrew Arrasmith, Lukasz Cincio, and Patrick J Coles, “Qubit-efficient exponential suppression of errors,” *arXiv preprint arXiv:2102.06056* (2021).
 - [27] Bálint Koczor, “The dominant eigenvector of a noisy quantum state,” *New Journal of Physics* **23**, 123047 (2021).
 - [28] Mingxia Huo and Ying Li, “Dual-state purification for practical quantum error mitigation,” *Physical Review A* **105**, 022427 (2022).
 - [29] Zhenyu Cai, “Resource-efficient purification-based quantum error mitigation,” *arXiv preprint arXiv:2107.07279* (2021).
 - [30] Alireza Seif, Ze-Pei Cian, Sisi Zhou, Senrui Chen, and Liang Jiang, “Shadow distillation: Quantum error mitigation with classical shadows for near-term quantum processors,” *arXiv preprint arXiv:2203.07309* (2022).
 - [31] Hong-Ye Hu, Ryan LaRose, Yi-Zhuang You, Eleanor Rieffel, and Zihui Wang, “Logical shadow tomography: Efficient estimation of error-mitigated observables,” *arXiv preprint arXiv:2203.07263* (2022).
 - [32] Piotr Czarnik, Andrew Arrasmith, Patrick J. Coles, and Lukasz Cincio, “Error mitigation with Clifford quantum-circuit data,” *Quantum* **5**, 592 (2021).
 - [33] Armands Strikis, Dayue Qin, Yanzhu Chen, Simon C Benjamin, and Ying Li, “Learning-based quantum error mitigation,” *PRX Quantum* **2**, 040330 (2021).
 - [34] Ashley Montanaro and Stasja Stanisic, “Error mitigation by training with fermionic linear optics,” *arXiv preprint arXiv:2102.02120* (2021).
 - [35] Joseph Vovrosh, Kiran E Khosla, Sean Greenaway, Christopher Self, Myungshik S Kim, and Johannes Knolle, “Simple mitigation of global depolarizing errors in quantum simulations,” *Physical Review E* **104**, 035309 (2021).
 - [36] Miroslav Urbanek, Benjamin Nachman, Vincent R Pasquazzi, Andre He, Christian W Bauer, and Wibe A de Jong, “Mitigating depolarizing noise on quantum computers with noise-estimation circuits,” *Phys. Rev. Lett.*

- 127, 270502 (2021).
- [37] Angus Lowe, Max Hunter Gordon, Piotr Czarnik, Andrew Arrasmith, Patrick J. Coles, and Lukasz Cincio, “Unified approach to data-driven quantum error mitigation,” *Phys. Rev. Research* **3**, 033098 (2021).
- [38] Daniel Bultrini, Max Hunter Gordon, Piotr Czarnik, Andrew Arrasmith, Patrick J. Coles, and Lukasz Cincio, “Unifying and benchmarking state-of-the-art quantum error mitigation techniques,” *arXiv preprint arXiv:2107.13470* (2021).
- [39] Ryuji Takagi, “Optimal resource cost for error mitigation,” *arXiv preprint arXiv:2006.12509* (2020).
- [40] Thomas E. O’Brien, Stefano Polla, Nicholas C. Rubin, William J. Huggins, Sam McArdle, Sergio Boixo, Jarrod R. McClean, and Ryan Babbush, “Error mitigation via verified phase estimation,” *PRX Quantum* **2**, 020317 (2021).
- [41] Kun Wang, Yu-Ao Chen, and Xin Wang, “Mitigating quantum errors via truncated neumann series,” *arXiv preprint arXiv:2111.00691* (2021).
- [42] Sam McArdle, Xiao Yuan, and Simon Benjamin, “Error-mitigated digital quantum simulation,” *Phys. Rev. Lett.* **122**, 180501 (2019).
- [43] Xavi Bonet-Monroig, Ramiro Sagastizabal, M Singh, and TE O’Brien, “Low-cost error mitigation by symmetry verification,” *Physical Review A* **98**, 062339 (2018).
- [44] Matthew Otten, Cristian L Cortes, and Stephen K Gray, “Noise-resilient quantum dynamics using symmetry-preserving ansatzes,” *arXiv preprint arXiv:1910.06284* (2019).
- [45] Zhenyu Cai, “Quantum error mitigation using symmetry expansion,” *Quantum* **5**, 548 (2021).
- [46] Suguru Endo, Simon C Benjamin, and Ying Li, “Practical quantum error mitigation for near-future applications,” *Physical Review X* **8**, 031027 (2018).
- [47] Samson Wang, Piotr Czarnik, Andrew Arrasmith, M. Cerezo, Lukasz Cincio, and Patrick J Coles, “Can error mitigation improve trainability of noisy variational quantum algorithms?” *arXiv preprint arXiv:2109.01051* (2021).
- [48] Ryuji Takagi, Suguru Endo, Shintaro Minagawa, and Mile Gu, “Fundamental limits of quantum error mitigation,” *npj Quantum Information* **8**, 114 (2022).
- [49] Kento Tsubouchi, Takahiro Sagawa, and Nobuyuki Yoshioka, “Universal cost bound of quantum error mitigation based on quantum estimation theory,” *arXiv preprint arXiv:2208.09385* (2022).
- [50] Ryuji Takagi, Hiroyasu Tajima, and Mile Gu, “Universal sample lower bounds for quantum error mitigation,” *arXiv preprint arXiv:2208.09178* (2022).
- [51] Yihui Quek, Daniel Stilck França, Sumeet Khatri, Johannes Jakob Meyer, and Jens Eisert, “Exponentially tighter bounds on limitations of quantum error mitigation,” *arXiv preprint arXiv:2210.11505* (2022).
- [52] Cristina Cirstoiu, Silas Dilkes, Daniel Mills, Seyon Sivarajah, and Ross Duncan, “Volumetric benchmarking of error mitigation with qermit,” *arXiv preprint arXiv:2204.09725* (2022), 10.48550/ARXIV.2204.09725.
- [53] H. Owhadi, C. Scovel, T. Sullivan, M. McKerns, and M. Ortiz, “Optimal Uncertainty Quantification,” *SIAM Review* **55**, 271 (2013).
- [54] T.J. Sullivan, M. McKerns, D. Meyer, F. Theil, H. Owhadi, and M. Ortiz, “Optimal uncertainty quantification for legacy data observations of lipschitz functions,” *ESIAM Math. Model. Numer. Anal.* **47**, 1657–1689 (2013).
- [55] P.-H.T. Kamga, B. Li, M. McKerns, L.H. Nguyen, M. Ortiz, H. Owhadi, and T.J. Sullivan, “Optimal uncertainty quantification with model uncertainty and legacy data,” *Journal of the Mechanics and Physics of Solids* **72**, 1–19 (2014).
- [56] M. McKerns, L. Strand, T. Sullivan, A. Fang, and M.A.G. Aivazis, “Building a framework for predictive science,” *Proceedings of the 10th Python in Science Conference* (2011).
- [57] M. McKerns, F. Alexander, K. Hickmann, T.J. Sullivan, and D. Vaughn, *Advanced Analysis Solutions for Leading Experimental Techniques*, edited by K. Kleese van Dam *et al.* (World Scientific, 2019).
- [58] Eloísa Díaz-Francés and Francisco J Rubio, “On the existence of a normal approximation to the distribution of the ratio of two independent normal random variables,” *Statistical Papers* **54**, 309–323 (2013).
- [59] Piotr Czarnik, Michael McKerns, Andrew T Sornborger, and Lukasz Cincio, “Improving the efficiency of learning-based error mitigation,” *arXiv preprint arXiv:2204.07109* (2022).
- [60] Hakop Pashayan, Oliver Reardon-Smith, Kamil Korzekwa, and Stephen D. Bartlett, “Fast estimation of outcome probabilities for quantum circuits,” *PRX Quantum* **3**, 020361 (2022).
- [61] Alejandro Sopena, Max Hunter Gordon, German Sierra, and Esperanza López, “Simulating quench dynamics on a digital quantum computer with data-driven error mitigation,” *Quantum Science and Technology* (2021).
- [62] Abhinav Kandala, Antonio Mezzacapo, Kristan Temme, Maika Takita, Markus Brink, Jerry M. Chow, and Jay M. Gambetta, “Hardware-efficient variational quantum eigensolver for small molecules and quantum magnets,” *Nature* **549**, 242–246 (2017).
- [63] Qiskit contributors, “Qiskit: An open-source framework for quantum computing,” (2023).
- [64] Michael McKerns, Patrick Hung, and Michael Aivazis, “mystic: highly-constrained non-convex optimization and uq,” (2009-).
- [65] Rainer Storn and Kenneth Price, “Differential evolution – a simple and efficient heuristic for global optimization over continuous spaces,” *Journal of Global Optimization* **11**, 341–359 (1997).

Appendix A: Uncertainty quantification with a quantile of the relative error

Here, we show the convergence of finite-sample estimates of a quantile $\eta^{0.9}$ with increasing N for our test-case CDR error mitigation, see Fig. 4. These estimates were subsequently used to compute the tail value at risk shown in Fig. 2(d). We find that these estimates converge quickly with N to 0.47 demonstrating that high quantiles of η can be used to quantify the robustness of error mitigation.

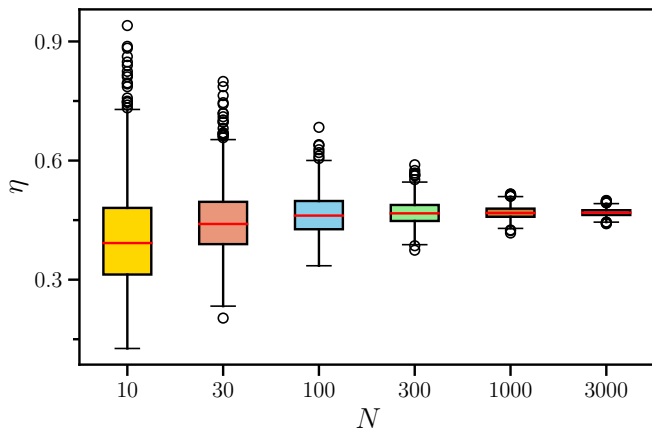


FIG. 4. **Quantifying robustness of error mitigation with $\eta^{0.9}$.** Finite-sample estimates of a quantile $\eta^{0.9}$ of the relative error of the CDR-mitigated ground state correlator $\langle X_0 X_3 \rangle$ analyzed in Fig. 2. We show the distributions of the estimates for several values of sample size $N = 10 - 3000$ plotted as boxplots. We use the same boxplot convention as in Fig. 2. The plotted distributions were obtained using 1000 samples of size N for each value of N . Similarly as in Fig. 2, error mitigation is performed for an IBM Toronto noise model using $y_{\max} = 0.5$ and $a = 1$ hyperparameters.

Appendix B: Maximization of the relative error expected value

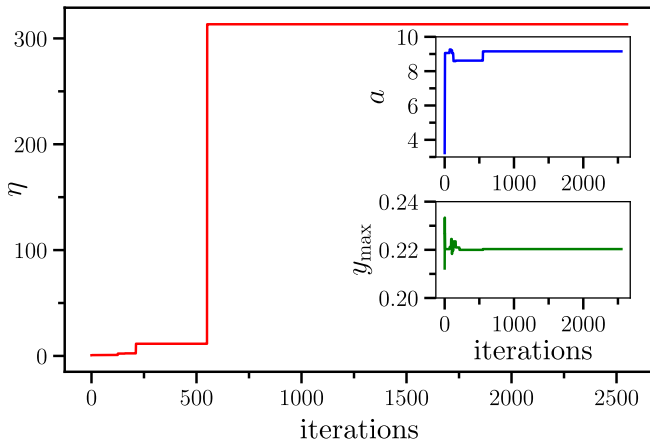


FIG. 5. **Maximizing expected value of η .** Optimizing the distribution of the exact training data (Eq. (5)) for the same setup as in Fig. 3. In the insets (main plot), the best hyperparameter values (the expected value of η) are plotted versus the optimization iterations.

To determine the sensitivity of error-mitigated results to training data distribution (Eq. (5)), we maximize the expected relative error with respect to y_{\max} and a . We perform a constrained optimization with the same constraints on y_{\max} and a , choice of the initial hyperparameter values, and value of N as in Sec. III D. We obtain $\eta = 310$ for $y_{\max} = 0.22$ and $a = 9.1$ as shown in Fig. 5. This result demonstrates a strong dependence of the CDR performance on the training data distribution. The resulting parameters correspond to the strongest clustering of the training data around 0 allowed by the constraints, confirming that such clustering negatively impacts error mitigation quality, as found in Ref. [59].