

# Episodic Gaussian Process-Based Learning Control with Vanishing Tracking Errors

Armin Lederer, *Graduate Student Member, IEEE*, Jonas Umlauf, Sandra Hirche, *Fellow, IEEE*,

**Abstract**—Due to the increasing complexity of technical systems, accurate first principle models can often not be obtained. Supervised machine learning can mitigate this issue by inferring models from measurement data. Gaussian process regression is particularly well suited for this purpose due to its high data-efficiency and its explicit uncertainty representation, which allows the derivation of prediction error bounds. These error bounds have been exploited to show tracking accuracy guarantees for a variety of control approaches, but their direct dependency on the training data is generally unclear. We address this issue by deriving a Bayesian prediction error bound for GP regression, which we show to decay with the growth of a novel, kernel-based measure of data density. Based on the prediction error bound, we prove time-varying tracking accuracy guarantees for learned GP models used as feedback compensation of unknown nonlinearities, and show to achieve vanishing tracking error with increasing data density. This enables us to develop an episodic approach for learning Gaussian process models, such that an arbitrary tracking accuracy can be guaranteed. The effectiveness of the derived theory is demonstrated in several simulations.

**Index Terms**—Gaussian processes, machine learning, uncertain systems, data-driven control.

## I. INTRODUCTION

FOR many technical systems, no or only partial first principle models are available due to their complexity or a priori unknown operating conditions. Since measurement data of such systems can typically be obtained, inferring models using supervised machine learning techniques has become increasingly popular in recent years [1]. In particular, Gaussian process (GP) regression [2] is a popular method since it is very data-efficient [3], [4] and exhibits closed-form expressions for model updates allowing on-line learning [5]–[7]. Moreover, GP models provide an explicit measure for prediction uncertainty, which enables the confidence-based distributed aggregation of GP models [8], [9], and allows to tune the behavior of control towards curiosity [10], [11] or cautiousness [12], [13].

In addition to these beneficial properties, GP regression is particularly appreciated in safety-critical control due to the existence of prediction error bounds [14]. These bounds are typically based on the close relationship between kernel methods and GPs [15], such that the reproducing kernel Hilbert space norm induced by the GP can be used as a measure of function complexity. By combining bounds on this norm and assumptions about observation noise distributions, statistical prediction error bounds can be derived [14], [16]. They can be efficiently computed on-line in an optimization-based fashion

[17], but data-dependent closed-form expressions also exist [18]. Moreover, they reduce to deterministic bounds when the observation noise is bounded [19].

Based on the prediction error bounds for learned GP models, tracking accuracy guarantees for a large variety of control laws have been derived. This can be achieved using Lyapunov theory, e.g., for feedback linearization [20], computed torque control [21] and sliding mode control [22], by extending stability properties of nominal model predictive control, e.g., using continuity arguments [23], or robust linear control, e.g., through integral quadratic constraints [24]. However, these approaches suffer from the crucial drawback that accuracy guarantees are global, even though the prediction error bounds from GP models are state-dependent. Therefore accuracy guarantees can be very loose in cases with inhomogeneously distributed training data over the state space. In such a case, the guarantees would be dominated globally by the most conservative bound derived from the region with the fewest training data.

In general, the data dependency of such accuracy guarantees for model-based control methods has barely been analyzed in detail. While it can be shown for feedback linearization with event-triggered on-line learning that the tracking error vanishes with growing noise-free data set [20], similar results for noisy data do not exist. Moreover, this result is limited to feedback linearizing controllers to the best of our knowledge and does not extend to other approaches. Finally, on-line learning with GPs can be realized using suitable approximations in principle [7], but it remains computationally expensive, such that it is not applicable to systems with limited computational resources. The computationally less demanding approach of episodic, off-line learning has been investigated in the context of optimization-based controller tuning approaches [25], [26], which can be shown to provide data-dependent performance guarantees due to the close relationship to Bayesian optimization [14], [27]. While these guarantees can be extended to model-based reinforcement learning [28], [29], they strongly rely on the solved optimization problems, such that they do not generalize to a wider class of control techniques. Therefore, no guarantees and conditions for the convergence of accuracy guarantees for model-based control laws employing GP models exist to the best of our knowledge. Consequently, it is an open question how we can learn a GP model in order to ensure a desired tracking error bound with such learning-based controllers.

### A. Contribution and Structure

The main contribution of this article is a novel episodic learning approach for GP models in order to ensure arbitrary tracking accuracy when the GP is used to compensate unknown

Armin Lederer, Jonas Umlauf and Sandra Hirche are with the Chair of Information-oriented Control (ITR), School of Computation, Information and Technology, Technical University of Munich, 80333 Munich, Germany (email: armin.lederer, jonas.umlauft, hirche@tum.de).

nonlinearities in control. Such nonlinearities can be found in a wide range of applications ranging from underwater vehicles, where unmodeled hydrodynamic forces due to currents can appear [30], to physical human-robot interaction, where humans introduce generally unknown torques [31]. For the development of this approach, we first derive an easily interpretable prediction error bound for GPs by exploiting their Bayesian foundations. In order to allow its straightforward computation, we provide probabilistic Lipschitz bounds for unknown functions based on the GP prior. Based on these results, we propose a kernel-based measure to evaluate the training data density, whose flexibility we demonstrate by exemplarily illustrating it for squared exponential (SE), Matérn class and linear kernels. Moreover, we show that prediction error bounds directly depend on this data density measure, which allows us to prove vanishing prediction errors with growing data density. Based on this analysis of the GP prediction error, we derive a novel, data density-dependent tracking error bound for control laws in linear systems which employ the GP model for compensation of an unknown nonlinearity. Finally, we extend these accuracy guarantees to establish a direct relationship with the proposed data density measure, which allows us to develop an episodic approach for learning a GP model ensuring a specified tracking error bound.

This article is based on our prior work [32], which purely focuses on the derivation of probabilistic prediction error bounds depending on the posterior variance of Gaussian processes. It significantly extends these preliminary results by establishing a direct relationship between the training data density and prediction error bounds. Due to this relationship, we can bound the tracking error of linear systems with an unknown nonlinearity compensated by a learned model directly in terms of the data density. This allows us to actively generate training data for achieving arbitrary tracking accuracy in an episodic approach, while [32] only bounds the tracking error of feedback linearizing controllers with models learned from a given data set. Therefore, we extend the analysis framework from our prior work [32] to a design method.

The remainder of this article is structured as follows: We briefly introduce Gaussian process regression and formalize the considered problem setting in Section II. In Section III, we derive a novel Bayesian prediction error bound for GP regression and provide methods to determine all relevant parameters based on the prior distribution. We develop a kernel-dependent measure of data density and establish a straightforward relationship to the GP variance, which allows us to investigate the asymptotic behavior of the error bound with increasing data set size in Section IV. In Section V, we exploit these results to derive time-varying and time-independent tracking error guarantees, which we exploit to develop a novel episodic learning algorithm for ensuring arbitrary tracking accuracy. Finally, in Section VI, we evaluate the developed theoretical framework in different simulations to demonstrate its effectiveness, before we conclude the paper in Section VII.

## B. Notation

Vectors/matrices are denoted by lower/upper case bold symbols, the  $n \times n$  identity matrix by  $\mathbf{I}_n$ , the Euclidean

norm by  $\|\cdot\|$ , and  $\lambda_{\min}(\mathbf{A})$  and  $\lambda_{\max}(\mathbf{A})$  the minimum and maximum real parts of the eigenvalues of a matrix  $\mathbf{A}$ , respectively. Sets are denoted by upper case black board bold letters, and sets restricted to positive/non-negative numbers have an indexed  $+/+, 0$ , e.g.,  $\mathbb{R}_+$  for all positive real valued numbers. The cardinality of sets is denoted by  $|\cdot|$  and subsets/strict subsets are indicated by  $\subseteq / \subset$ . Class  $\mathcal{O}$  notation is used to provide asymptotic upper bounds on functions. The ceil and floor operator are denoted by  $\lceil \cdot \rceil$  and  $\lfloor \cdot \rfloor$ , respectively. The Gaussian distribution with mean  $\mu \in \mathbb{R}$  and variance  $\sigma^2 \in \mathbb{R}_+$  is denoted by  $\mathcal{N}(\mu, \sigma^2)$ . A chi-squared distribution with  $N$  degrees of freedom is denoted by  $\chi_N^2$ . The expectation operator  $E[\cdot]$  can have an additional index to specify the considered random variable. Finally, a function  $\alpha : \mathbb{R}_{0,+} \rightarrow \mathbb{R}_{0,+}$  is in class  $\mathcal{K}_\infty$  if it is monotonically increasing and  $\alpha(0) = 0$ ,  $\lim_{x \rightarrow \infty} \alpha(x) = \infty$ .

## II. PRELIMINARIES AND PROBLEM SETTING

In this paper, we consider the problem of controlling linear systems perturbed by an unknown nonlinearity such that they track reference trajectories with a prescribed accuracy. In order to achieve this, we employ models learned via Gaussian process regression as compensation. Therefore, we first introduce the fundamentals of Gaussian process regression in Section II-A, before we formalize the problem setting in Section II-B.

### A. Gaussian Process Regression

A Gaussian process is a stochastic process such that any finite number of outputs  $\{y_1, \dots, y_N\} \subset \mathbb{R}$ ,  $N \in \mathbb{N}$ , is assigned a joint Gaussian distribution with prior mean function  $m : \mathbb{R}^d \rightarrow \mathbb{R}$  and covariance defined through the kernel  $k : \mathbb{R}^d \times \mathbb{R}^d \rightarrow \mathbb{R}$  [2]. Without loss of generality, we assume  $m(\cdot)$  to equal 0 in the following. In order to perform regression with Gaussian processes, they are considered as a prior distribution. This allows to employ Bayes' theorem to calculate the posterior distribution given a training data set  $\mathbb{D} = \{(\mathbf{x}^{(n)}, y^{(n)})\}_{n=1}^N$  consisting of  $N$  inputs  $\mathbf{x}^{(n)} \in \mathbb{R}^d$  and targets  $y^{(n)} \in \mathbb{R}$ , which are Gaussian perturbed measurements of an unknown function  $f : \mathbb{R}^d \rightarrow \mathbb{R}$ , i.e.,  $y^{(n)} = f(\mathbf{x}^{(n)}) + \epsilon^{(n)}$ ,  $\epsilon^{(n)} \sim \mathcal{N}(0, \sigma_{\text{on}}^2)$ ,  $\sigma_{\text{on}}^2 \in \mathbb{R}_+$ . Due to the properties of Gaussian distributions, the posterior is again a Gaussian process, which yields the posterior mean  $\mu(\cdot)$  and variance  $\sigma^2(\cdot)$  functions

$$\mu(\mathbf{x}) = \mathbf{k}^T(\mathbf{x}) (\mathbf{K} + \sigma_{\text{on}}^2 \mathbf{I}_N)^{-1} \mathbf{y}, \quad (1)$$

$$\sigma^2(\mathbf{x}) = k(\mathbf{x}, \mathbf{x}) - \mathbf{k}^T(\mathbf{x}) (\mathbf{K} + \sigma_{\text{on}}^2 \mathbf{I}_N)^{-1} \mathbf{k}(\mathbf{x}), \quad (2)$$

where we define the kernel matrix  $\mathbf{K}$  and the kernel vector  $\mathbf{k}(\mathbf{x})$  through  $K_{ij} = k(\mathbf{x}^{(i)}, \mathbf{x}^{(j)})$  and  $k_i(\mathbf{x}) = k(\mathbf{x}, \mathbf{x}^{(i)})$ , respectively, with  $i, j = 1, \dots, N$ , and  $\mathbf{y} = [y^{(1)} \dots y^{(N)}]^T$ .

### B. Problem Formulation

We consider single-input linear dynamical systems with nonlinear input perturbation of the form

$$\dot{\mathbf{x}} = \mathbf{A}\mathbf{x} + \mathbf{b}(u + f(\mathbf{x})) \quad (3)$$

with initial condition  $\mathbf{x}(0) = \mathbf{x}_0 \in \mathbb{X} \subseteq \mathbb{R}^d$  and scalar control input  $u : \mathbb{R}_{0,+} \rightarrow \mathbb{U} \subseteq \mathbb{R}$ . The matrix  $\mathbf{A} \in \mathbb{R}^{d \times d}$  and vector

$\mathbf{b} \in \mathbb{R}^d$  are assumed to be known, while we consider  $f : \mathbb{X} \rightarrow \mathbb{R}$  to be an unknown nonlinearity. This system structure covers a wide range of practical systems and can represent, e.g., systems controlled via approximate feedback linearization [20] or backstepping controllers for certain classes of dynamics [33]. Note that we merely consider the restriction to single-input systems for notational convenience, but our derived results can be easily generalized to multi-input dynamics.

The considered task is to track a bounded reference trajectory  $\mathbf{x}_{\text{ref}} : \mathbb{R}_{0,+} \rightarrow \mathbb{R}^d$  with the state  $\mathbf{x}(t)$ . In order to enable the accurate tracking of the reference trajectory  $\mathbf{x}_{\text{ref}}(\cdot)$ , we restrict ourselves to references of the form

$$\dot{\mathbf{x}}_{\text{ref}} = \mathbf{A}\mathbf{x}_{\text{ref}} + \mathbf{b}r_{\text{ref}}, \quad (4)$$

where  $r_{\text{ref}} : \mathbb{R}_{0,+} \rightarrow \mathbb{R}$  is a reference signal. For tracking the reference trajectory, we can employ a control law

$$u = \boldsymbol{\theta}^T(\mathbf{x} - \mathbf{x}_{\text{ref}}) + r_{\text{ref}} - \hat{f}(\mathbf{x}), \quad (5)$$

where  $\boldsymbol{\theta} \in \mathbb{R}^d$  is a control gain vector and  $\hat{f} : \mathbb{X} \rightarrow \mathbb{R}$  is a model of the unknown nonlinear perturbation  $f(\cdot)$ . This control law leads to closed-loop dynamics of the tracking error  $\mathbf{e}(t) = \mathbf{x}(t) - \mathbf{x}_{\text{ref}}(t)$  given by

$$\dot{\mathbf{e}} = \mathbf{A}_{\boldsymbol{\theta}}\mathbf{e} + \mathbf{b}(f(\mathbf{x}) - \hat{f}(\mathbf{x})), \quad (6)$$

where  $\mathbf{A}_{\boldsymbol{\theta}} = \mathbf{A} - \mathbf{b}\boldsymbol{\theta}^T$ . In order to ensure the stability of these dynamics in the case of exact model knowledge  $f(\mathbf{x}) = \hat{f}(\mathbf{x})$ , we employ the following assumption on  $\mathbf{A}_{\boldsymbol{\theta}}$ .

*Assumption 1:* The matrix  $\mathbf{A}_{\boldsymbol{\theta}}$  has distinct and non-positive eigenvalues, which decrease monotonically with the parameters  $\boldsymbol{\theta}$ , i.e., there exists a class  $\mathcal{K}_{\infty}$  function  $\alpha : \mathbb{R}_{0,+} \rightarrow \mathbb{R}_{0,+}$  such that  $\lambda_{\max}(\mathbf{A}_{\boldsymbol{\theta}}) \leq -\alpha(\|\boldsymbol{\theta}\|)$ .

This assumption essentially requires the controllability of the pair  $(\mathbf{A}, \mathbf{b})$  [34], which allows the eigenvalues of the matrix  $\mathbf{A}_{\boldsymbol{\theta}}$  to be considered as design parameters, e.g., using methods such as pole placement. Since controllability is a common requirement in linear systems theory, Assumption 1 is not restrictive. Note that the requirement of distinct eigenvalues is only required to simplify the presentation in the following sections by ensuring diagonalizability of  $\mathbf{A}_{\boldsymbol{\theta}}$ , but can be avoided by generalizing the derivations using Jordan blocks [35].

While Assumption 1 ensures that the error dynamics (6) do not diverge, the tracking precision crucially relies on the accuracy of the model  $\hat{f}(\cdot)$ . Therefore, we assume to learn it from measurements  $(\mathbf{x}^{(n)}, y^{(n)})$  using Gaussian process regression, such that we can use  $\hat{f}(\mathbf{x}) = \mu(\mathbf{x})$  in the control law (5). Since this merely leads to an approximate compensation of the nonlinearity, exact tracking cannot be ensured in general. Therefore, we consider the problem of learning a Gaussian process model of  $f(\cdot)$ , such that the tracking error is guaranteed to be probabilistically bounded by a prescribed constant  $\bar{e} \in \mathbb{R}_+$ , i.e.,

$$\mathbb{P}(\|\mathbf{x}(t) - \mathbf{x}_{\text{ref}}(t)\| \leq \bar{e}, \forall t \geq 0) \geq 1 - \delta \quad (7)$$

for  $\delta \in (0, 1)$ . Due to the complexity of this problem, we decompose it into the subproblems of deriving a probabilistic error bound for Gaussian process regression, analyzing the dependency of the error bounds on the training data density,

and developing an approach for generating training data with sufficiently high density, such that the prescribed tracking error bound  $\bar{e}$  is satisfied. These subproblems are described in more detail in the following.

1) *Probabilistic Regression Error Bounds:* In order to be able to ensure any bound for the tracking error  $\mathbf{x} - \mathbf{x}_{\text{ref}}$ , it is necessary to find an upper bound for the learning error  $f(\mathbf{x}(t)) - \mu(\mathbf{x}(t))$  along the system trajectory  $\mathbf{x}(t)$ . Since we do not know the exact system trajectory  $\mathbf{x}(t)$  in advance, we consider the problem of bounding the regression error in a compact domain  $\mathbb{X} \subset \mathbb{R}^d$ . Since the bound must hold jointly for all states  $\mathbf{x}$  in the domain  $\mathbb{X}$ , we refer to it as probabilistic uniform error bound, which is formally defined as follows.

*Definition 1:* Gaussian process regression exhibits a uniformly bounded prediction error on a compact set  $\mathbb{X} \subset \mathbb{R}^d$  with probability  $1 - \delta$  if there exists a function  $\eta : \mathbb{X} \rightarrow \mathbb{R}_{0,+}$  such that

$$P(|f(\mathbf{x}) - \mu(\mathbf{x})| \leq \eta(\mathbf{x}), \forall \mathbf{x} \in \mathbb{X}) \geq 1 - \delta. \quad (8)$$

In general, we cannot expect to guarantee a uniformly bounded regression error without any regularity assumptions about the unknown function  $f(\cdot)$ . Due to the Bayesian foundation of Gaussian processes, we employ their prior distribution for this purpose, which we formalize in the following assumption.

*Assumption 2:* The unknown function  $f(\cdot)$  is a sample from the Gaussian process  $\mathcal{GP}(0, k(\mathbf{x}, \mathbf{x}'))$ .

This assumption, which has similarly been used in, e.g., [14], [36], has a twofold implication. On the one hand, it specifies the admissible functions for regression via the space of sample functions, which depends on the employed kernel  $k(\cdot, \cdot)$ . For example, it is straightforward to see that polynomial kernels can be used to learn polynomial functions of the same degree. Moreover, it is well known that the sample space of GPs with squared exponential kernel contains all continuous functions [37]. Therefore, choosing a suitable kernel for ensuring that the unknown function lies in the space of sample functions is usually not a challenging problem in practice. On the other hand, Assumption 2 induces a weighting between possible sample functions due to the Gaussian process probability density. Since we base the derivation of the uniform error bound on this weighting, an unknown function  $f(\cdot)$  with low prior probability density would lead to sets  $\{f'(\cdot) : |f'(\mathbf{x}) - \mu(\mathbf{x})| \leq \eta(\mathbf{x})\}$  with a high probability under the GP prior, even though they do not contain the unknown function  $f(\cdot)$ . Hence, the true function  $f(\cdot)$  should have a high probability density under the GP prior. This can be efficiently achieved in practice using suitable kernel tuning methods, e.g., [38], or via a re-calibration of the probability distribution after training [39]. Therefore, ensuring a suitable prior distribution is not a severe limitation, such that Assumption 2 is not restrictive in practice.

2) *Dependency of Error Bounds on Data Density:* After a probabilistic uniform error bound  $\eta(\cdot)$  has been derived, we consider the problem of deriving conditions for the training data  $\mathbb{D}$  which ensure that the error bound  $\eta(\cdot)$  stays below a desired value  $\bar{\eta} \in \mathbb{R}_+$ . This requires the design of a suitable measure of data density  $\rho : \mathbb{X} \rightarrow \mathbb{R}_+$ , which reflects the dependency of the error bound  $\eta(\cdot)$  on the data distribution. Therefore, the

measure  $\rho(\cdot)$  must consider the information structure of the GP induced by the employed kernel  $k(\cdot, \cdot)$ .

Based on the derived density measure  $\rho(\cdot)$ , the problem of ensuring a learning error bound  $\bar{\eta}$  reduces to showing that the existence of a lower bound  $\underline{\rho} \in \mathbb{R}_+$  for the data density  $\rho(\cdot)$  leads to the implication

$$\rho(\mathbf{x}) \geq \underline{\rho} \quad \Rightarrow \quad \eta(\mathbf{x}) \leq \bar{\eta}(\underline{\rho}). \quad (9)$$

As we want to be able to ensure arbitrary small learning error bounds  $\bar{\eta}(\underline{\rho})$ , it must additionally hold that

$$\lim_{\underline{\rho} \rightarrow \infty} \bar{\eta}(\underline{\rho}) = 0. \quad (10)$$

### 3) Data Generation for Guaranteed Tracking Accuracy:

Finally, we consider the problem of developing an episodic approach for training data generation, which achieves the necessary data density  $\rho(\cdot)$  to ensure the satisfaction of the tracking error bound (7). Firstly, this requires the derivation of a tracking error bound, such that for a given learning error bound  $\bar{\eta}$ , we have

$$\eta(\mathbf{x}_{\text{ref}}(t)) \leq \bar{\eta} \quad \Rightarrow \quad \mathbb{P}(\|\mathbf{x}(t) - \mathbf{x}_{\text{ref}}(t)\| \leq \bar{v}(\bar{\eta})) \geq 1 - \delta \quad (11)$$

for some function  $\bar{v} : \mathbb{R}_{0,+} \rightarrow \mathbb{R}_{0,+}$ . Similarly as in (10), this bound must also vanish asymptotically, i.e.,

$$\lim_{\bar{\eta} \rightarrow 0} \bar{v}(\bar{\eta}) = 0, \quad (12)$$

in order to admit arbitrarily small tracking error guarantees.

Using this tracking error bound and the derived dependency of the learning error bound  $\eta(\cdot)$  on the data density  $\rho(\cdot)$ , the problem of developing a data generation approach simplifies to finding an episodic roll-out strategy satisfying

$$\underline{\rho}_{i+1} > \underline{\rho}_i, \quad \lim_{i \rightarrow \infty} \underline{\rho}_i = \infty, \quad (13)$$

where the index  $i$  is used to denote the roll-out episode. This ensures that there exists a finite number of episodes  $N_E \in \mathbb{N}$  such that  $\bar{v}(\bar{\eta}(\underline{\rho}_{N_E})) \leq \bar{e}$ . Therefore, finding a roll-out strategy ensuring (13) solves the overall problem of learning a Gaussian process model of  $f(\cdot)$  such that a prescribed error bound  $\bar{e}$  is satisfied.

## III. PROBABILISTIC UNIFORM ERROR BOUND

In this section, we derive an easily computable uniform error bound for Gaussian process regression based on the prior distribution addressing the problem described in Section II-B1. We first present the uniform error bound and approaches to compute its parameters in Section III-A. Since the bound also relies on the Lipschitz constant of the unknown function, which is not always known a priori, we show how a probabilistic Lipschitz constant can be derived from the prior Gaussian process distribution in Section III-B.

### A. Uniform Error Bound based on Lipschitz Continuity

Since the prior Gaussian process induces a probability distribution for each point in a compact set  $\mathbb{X}$ , we can discretize this set and exploit standard tail bounds for Gaussian distributions to obtain point-wise error bounds [14]. If all involved functions are continuous, we can straightforwardly

extend these point-wise guarantees yielding the uniform error bound presented in the following.

*Theorem 1:* Consider a zero mean prior Gaussian process defined on a compact set  $\mathbb{X}$  and let  $f : \mathbb{X} \rightarrow \mathbb{R}$  be a continuous unknown function with Lipschitz constant  $L_f$  which satisfies Assumption 2. Assume the GP posterior mean  $\mu(\cdot)$  and standard deviation  $\sigma(\cdot)$  are continuous with Lipschitz constant  $L_\mu$  and modulus of continuity  $\omega_\sigma(\cdot)$ . Moreover, pick  $\delta \in (0, 1)$ ,  $\tau \in \mathbb{R}_+$  and set

$$\beta_{\mathbb{X}}(\tau) = 2 \log \left( \frac{M(\tau, \mathbb{X})}{\delta} \right), \quad (14)$$

$$\gamma(\tau) = (L_\mu + L_f) \tau + \sqrt{\beta_{\mathbb{X}}(\tau)} \omega_\sigma(\tau), \quad (15)$$

where  $M(\tau, \mathbb{X})$  denotes the  $\tau$ -covering number of  $\mathbb{X}$ <sup>1</sup>. Then, the prediction error is uniformly bounded with probability of at least  $1 - \delta$  on  $\mathbb{X}$  with bound

$$\eta(\mathbf{x}) = \sqrt{\beta_{\mathbb{X}}(\tau)} \sigma(\mathbf{x}) + \gamma(\tau). \quad (16)$$

*Proof:* We exploit the continuity properties of the posterior mean, variance and the unknown function to prove the probabilistic uniform error bound by exploiting the fact that for every grid  $\mathbb{X}_\tau$  with  $|\mathbb{X}_\tau|$  grid points and

$$\max_{\mathbf{x} \in \mathbb{X}} \min_{\mathbf{x}' \in \mathbb{X}_\tau} \|\mathbf{x} - \mathbf{x}'\| \leq \tau \quad (17)$$

it holds with probability of at least  $1 - |\mathbb{X}_\tau| e^{-\beta_{\mathbb{X}}(\tau)/2}$  that [14]

$$|f(\mathbf{x}) - \mu(\mathbf{x})| \leq \sqrt{\beta_{\mathbb{X}}(\tau)} \sigma(\mathbf{x}) \quad \forall \mathbf{x} \in \mathbb{X}_\tau. \quad (18)$$

Choose  $\beta_{\mathbb{X}}(\tau) = 2 \log \left( \frac{|\mathbb{X}_\tau|}{\delta} \right)$ , then

$$|f(\mathbf{x}) - \mu(\mathbf{x})| \leq \sqrt{\beta_{\mathbb{X}}(\tau)} \sigma(\mathbf{x}) \quad \forall \mathbf{x} \in \mathbb{X}_\tau \quad (19)$$

holds with probability of at least  $1 - \delta$ . Due to continuity of  $f(\mathbf{x})$ ,  $\mu(\mathbf{x})$  and  $\sigma(\mathbf{x})$  we obtain

$$\min_{\mathbf{x}' \in \mathbb{X}_\tau} |f(\mathbf{x}) - f(\mathbf{x}')| \leq \tau L_f \quad \forall \mathbf{x} \in \mathbb{X} \quad (20)$$

$$\min_{\mathbf{x}' \in \mathbb{X}_\tau} |\mu(\mathbf{x}) - \mu(\mathbf{x}')| \leq \tau L_\mu \quad \forall \mathbf{x} \in \mathbb{X} \quad (21)$$

$$\min_{\mathbf{x}' \in \mathbb{X}_\tau} |\sigma(\mathbf{x}) - \sigma(\mathbf{x}')| \leq \omega_\sigma(\tau) \quad \forall \mathbf{x} \in \mathbb{X}. \quad (22)$$

Moreover, the minimum number of grid points satisfying (17) is given by the covering number  $M(\tau, \mathbb{X})$ . Hence, we obtain

$$P \left( |f(\mathbf{x}) - \mu(\mathbf{x})| \leq \sqrt{\beta_{\mathbb{X}}(\tau)} \sigma(\mathbf{x}) + \gamma(\tau), \quad \forall \mathbf{x} \in \mathbb{X} \right) \geq 1 - \delta, \quad (23)$$

for  $\beta_{\mathbb{X}}(\tau)$  and  $\gamma(\tau)$  defined in (14) and (15), respectively. ■

The virtual grid constant  $\tau$  used in (14) and (15) balances the effect of the state space discretization and the inherent uncertainty measured by the posterior standard deviation  $\sigma(\cdot)$ . Therefore,  $\gamma(\tau)$  can be made arbitrarily small by choosing a sufficiently fine virtual grid. This in turn increases  $\beta_{\mathbb{X}}(\tau)$  and thus the effect of the posterior standard deviation  $\sigma(\cdot)$  on the bound. However,  $\beta_{\mathbb{X}}(\tau)$  depends merely logarithmically on  $\tau$  such that even poor Lipschitz constants  $L_\mu$ ,  $L_f$  and moduli of

<sup>1</sup>The  $\tau$ -covering number of a set  $\mathbb{X}$  is the smallest number, such there exists a set  $\mathbb{X}_\tau$  satisfying  $|\mathbb{X}_\tau| = M(\tau, \mathbb{X})$  and  $\forall \mathbf{x} \in \mathbb{X}$  there exists  $\mathbf{x}' \in \mathbb{X}_\tau$  with  $\|\mathbf{x} - \mathbf{x}'\| \leq \tau$ .

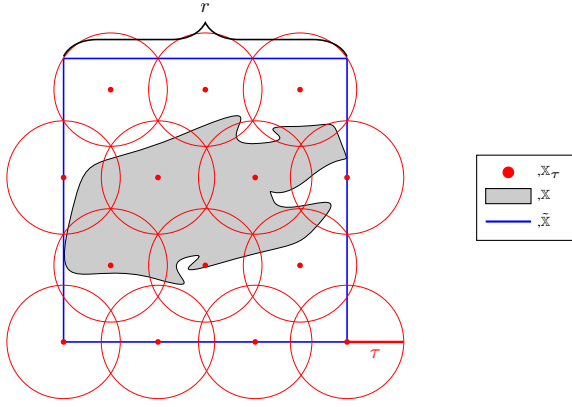


Fig. 1. Illustration of the derivation of an upper bound for the covering number  $M(\tau, \mathbb{X})$ .

continuity  $\omega_\sigma(\cdot)$  can be easily compensated by small virtual grid constants  $\tau$ .

*Remark 1:* Since the standard deviation  $\sigma(\cdot)$  varies within the state space  $\mathbb{X}$ , an optimal virtual grid constant  $\tau$ , which minimizes the expression  $\sqrt{\beta_{\mathbb{X}}(\tau)\sigma(\mathbf{x})} + \gamma(\tau)$  for all  $\mathbf{x} \in \mathbb{X}$ , does not exist in general. While simple approaches such as choosing  $\tau$  such that  $\gamma(\tau)$  is negligible for all  $\mathbf{x} \in \mathbb{X}$  provide satisfying results in our simulations, more complex approaches remain open research questions.

It is important to note that most of the parameters in Theorem 1 do not require a difficult analysis such that the bound (16) can be directly evaluated. While the computation of the exact covering number  $M(\tau, \mathbb{X})$  is a difficult problem for general sets  $\mathbb{X}$ , it can be easily upper bounded as illustrated in Fig. 1. For this reason, we overapproximate the set  $\mathbb{X}$  through a  $d$ -dimensional hypercube  $\tilde{\mathbb{X}}$  with edge length  $r$ . Then, the covering number of  $\tilde{\mathbb{X}}$  is bounded by [40]

$$M(\tau, \tilde{\mathbb{X}}) \leq \left( \frac{r\sqrt{d}}{2\tau} \right)^d, \quad (24)$$

which is by construction also a bound for the covering number of  $\mathbb{X}$ , i.e.,

$$M(\tau, \mathbb{X}) \leq \left( \frac{r\sqrt{d}}{2\tau} \right)^d. \quad (25)$$

The Lipschitz constant  $L_\mu$  of the posterior mean in (15) can be straightforwardly bounded when the prior Gaussian process has a Lipschitz continuous kernel, as shown in the following lemma.

*Lemma 1:* Consider a zero mean prior Gaussian process defined through the  $L_k$ -Lipschitz kernel  $k(\cdot, \cdot)$ . Then, its posterior mean  $\mu(\cdot)$  is continuous with Lipschitz constant

$$L_\mu \leq L_k \sqrt{N} \|(\mathbf{K} + \sigma_{\text{on}}^2 \mathbf{I}_N)^{-1} \mathbf{y}\|. \quad (26)$$

*Proof:* The norm of the difference between the posterior mean  $\mu(\mathbf{x})$  evaluated at two different points is given by

$$\|\mu(\mathbf{x}) - \mu(\mathbf{x}')\| = \|(\mathbf{k}(\mathbf{x}) - \mathbf{k}(\mathbf{x}')) \boldsymbol{\alpha}\|, \quad (27)$$

with

$$\boldsymbol{\alpha} = (\mathbf{K} + \sigma_{\text{on}}^2 \mathbf{I}_N)^{-1} \mathbf{y}. \quad (28)$$

Due to the Cauchy-Schwarz inequality and the Lipschitz continuity of the kernel we obtain

$$\|\mu(\mathbf{x}) - \mu(\mathbf{x}')\| \leq L_k \sqrt{N} \|\boldsymbol{\alpha}\| \|\mathbf{x} - \mathbf{x}'\|, \quad (29)$$

which proves Lipschitz continuity of the mean  $\mu(\mathbf{x})$ . ■

Moreover, the assumption of a Lipschitz continuous kernel also suffices to compute the modulus of continuity  $\omega_\sigma(\cdot)$  for the posterior standard deviation in (15), as shown in the following lemma.

*Lemma 2:* Consider a zero mean prior Gaussian process defined through the  $L_k$ -Lipschitz kernel  $k(\cdot, \cdot)$ . Then, its posterior standard deviation  $\sigma^2(\cdot)$  is continuous with modulus of continuity

$$\omega_\sigma(\tau) \leq \sqrt{2L_k\tau}. \quad (30)$$

*Proof:* The difference between two different evaluations of the posterior standard deviation is bounded by

$$|\sigma(\mathbf{x}) - \sigma(\mathbf{x}')| \leq d_k(\mathbf{x}, \mathbf{x}') \quad (31)$$

as shown in [28], where the kernel metric is defined as

$$d_k(\mathbf{x}, \mathbf{x}') = \sqrt{k(\mathbf{x}, \mathbf{x}) + k(\mathbf{x}', \mathbf{x}') - 2k(\mathbf{x}, \mathbf{x}')}. \quad (32)$$

Due to Lipschitz continuity of the kernel, we have

$$d_k(\mathbf{x}, \mathbf{x}') \leq \sqrt{2L_k\|\mathbf{x} - \mathbf{x}'\|}, \quad (33)$$

which concludes the proof. ■

For the special case of stationary kernels  $k(\mathbf{x}, \mathbf{x}') = k(\mathbf{x} - \mathbf{x}')$ , the convergence rate of the modulus of continuity  $\omega_\sigma(\cdot)$  can even be improved, as shown in the following.

*Corollary 1:* Consider a zero mean prior Gaussian process defined through the stationary,  $L_k$ -Lipschitz kernel  $k(\cdot, \cdot)$ . Then, its posterior standard deviation  $\sigma(\cdot)$  is continuous with modulus of continuity  $\omega_\sigma(\tau) = L_\sigma\tau$ , where

$$L_\sigma \quad (34)$$

$$= \sup_{\mathbf{x} - \mathbf{x}' \in \mathbb{X}} \sqrt{\frac{1}{2k(\mathbf{0}) - 2k(\mathbf{x} - \mathbf{x}')}} \|\nabla k(\mathbf{x} - \mathbf{x}')\|. \quad (35)$$

*Proof:* For stationary kernels, we can express the kernel metric as

$$d_k(\mathbf{x}, \mathbf{x}') = d_k(\mathbf{x} - \mathbf{x}') = \sqrt{2k(\mathbf{0}) - 2k(\mathbf{x} - \mathbf{x}')}. \quad (36)$$

The simplified kernel metric is only a function of  $\mathbf{x} - \mathbf{x}'$ , such that the supremum of the norm of the derivative of  $d_k(\cdot, \cdot)$  with respect to  $\mathbf{x} - \mathbf{x}'$  is the Lipschitz constant of  $\sigma(\cdot)$ . This derivative directly follows from the chain rule of differentiation as

$$\nabla d_k(\mathbf{x} - \mathbf{x}') = \sqrt{\frac{1}{2k(\mathbf{0}) - 2k(\mathbf{x} - \mathbf{x}')}} \nabla k(\mathbf{x} - \mathbf{x}'), \quad (37)$$

which concludes the proof. ■

While computing the Lipschitz constant  $L_\sigma$  requires the computation of a supremum in general, this optimization problem can be straightforwardly solved analytically for specific kernel choices, e.g., squared exponential kernels [7]. Thereby, it allows the efficient computation of a tight modulus of continuity.

The remaining open parameter in (15) is the Lipschitz constant  $L_f$  of the unknown function  $f(\cdot)$ . In many applications, in particular in control, rough knowledge of the unknown function is known in advance, which can allow to specify  $L_f$ . Even if this constant is a rather poor estimate of the true Lipschitz constant, conservative estimates are not a crucial issue as discussed after Theorem 1. If no such knowledge of the unknown function  $f(\cdot)$  is available, the prior Gaussian process distribution can be employed to derive a probabilistic Lipschitz constant as shown in the following section.

### B. Probabilistic Lipschitz Constants for Gaussian Processes

In order to derive a probabilistic Lipschitz constant  $L_f$  of the unknown function  $f(\cdot)$  from the prior Gaussian process distribution, we exploit the fact that the derivative of a Gaussian process is again a Gaussian process. Therefore, Lipschitz constants can be obtained by adapting results from the well-studied theory of suprema of Gaussian processes. This yields the following lemma, which is based on the metric entropy criterion [41].

*Lemma 3:* Consider a Gaussian process with a continuously differentiable covariance function  $k(\cdot, \cdot)$  and let  $L_k$  denote its Lipschitz constant on the compact set  $\mathbb{X}$  which is included in a cube with edge length  $r$ . Then, the expected supremum of a sample function  $f(\cdot)$  of this Gaussian process satisfies

$$E \left[ \sup_{\mathbf{x} \in \mathbb{X}} f(\mathbf{x}) \right] \leq 12\sqrt{6d} \max \left\{ \max_{\mathbf{x} \in \mathbb{X}} \sqrt{k(\mathbf{x}, \mathbf{x})}, \sqrt{rL_k} \right\}. \quad (38)$$

*Proof:* We prove this lemma by making use of the metric entropy criterion for the sample continuity of Gaussian processes [41]. This criterion allows to bound the expected supremum of a sample function  $f(\cdot)$  by

$$E \left[ \sup_{\mathbf{x} \in \mathbb{X}} f(\mathbf{x}) \right] \leq \int_0^{\max_{\mathbf{x} \in \mathbb{X}} \sqrt{k(\mathbf{x}, \mathbf{x})}} \sqrt{\log(N_k(\varrho, \mathbb{X}))} d\varrho, \quad (39)$$

where  $N_k(\varrho, \mathbb{X})$  is the  $\varrho$ -packing number of  $\mathbb{X}$  with respect to the kernel metric (32). Instead of bounding the  $\varrho$ -packing number, we bound the  $\varrho/2$ -covering number, which is known to be an upper bound of the packing number. The covering number can be easily bounded by transforming the problem of covering  $\mathbb{X}$  with respect to the metric  $d_k(\cdot, \cdot)$  into a coverage problem in the original metric of  $\mathbb{X}$ . For this reason, define

$$\psi(\varrho') = \sup_{\substack{\mathbf{x}, \mathbf{x}' \in \mathbb{X} \\ \|\mathbf{x} - \mathbf{x}'\|_\infty \leq \varrho'}} d_k(\mathbf{x}, \mathbf{x}'), \quad (40)$$

which is continuous due to the continuity of the covariance kernel  $k(\cdot, \cdot)$ . Consider the inverse function

$$\psi^{-1}(\varrho) = \inf \{ \varrho' > 0 : \psi(\varrho') > \varrho \}. \quad (41)$$

Continuity of  $\psi(\cdot)$  implies  $\varrho = \psi(\psi^{-1}(\varrho))$ . In particular, this means that we can guarantee  $d_k(\mathbf{x}, \mathbf{x}') \leq \frac{\varrho}{2}$  if  $\|\mathbf{x} - \mathbf{x}'\| \leq \psi^{-1}(\frac{\varrho}{2})$ . Due to this relationship it is sufficient to construct a uniform grid with grid constant  $2\psi^{-1}(\frac{\varrho}{2})$  in order to obtain a  $\varrho/2$ -covering net of  $\mathbb{X}$ . Furthermore, the cardinality

of this grid is an upper bound for the  $\varrho/2$ -covering number, such that we obtain

$$N_k(\varrho, \mathbb{X}) \leq \left\lceil \frac{r}{2\psi^{-1}(\frac{\varrho}{2})} \right\rceil^d. \quad (42)$$

Due to the Lipschitz continuity of the covariance function, we can bound  $\psi(\cdot)$  by  $\psi(\varrho') \leq \sqrt{2L_k\varrho'}$ . Hence, the inverse function satisfies

$$\psi^{-1}\left(\frac{\varrho}{2}\right) \geq \left(\frac{\varrho}{2\sqrt{2L_k}}\right)^2 \quad (43)$$

and consequently

$$N_k(\varrho, \mathbb{X}) \leq \left(1 + \frac{4rL_k}{\varrho^2}\right)^d \quad (44)$$

holds, where the ceil operator is resolved through the addition of 1. Substituting this expression in the metric entropy bound (39) yields

$$E \left[ \sup_{\mathbf{x} \in \mathbb{X}} f(\mathbf{x}) \right] \leq 12\sqrt{6d} \int_0^{\max_{\mathbf{x} \in \mathbb{X}} \sqrt{k(\mathbf{x}, \mathbf{x})}} \sqrt{\log\left(1 + \frac{4rL_k}{\varrho^2}\right)} d\varrho. \quad (45)$$

As shown in [42] this integral can be bounded by  $\sqrt{6} \max\{\max_{\mathbf{x} \in \mathbb{X}} \sqrt{k(\mathbf{x}, \mathbf{x})}, \sqrt{rL_k}\}$ , which concludes the proof. ■

While Lemma 3 provides a bound merely for the expected supremum of a sample function, a high probability bound for the supremum can be obtained using the Borell-TIS inequality [43]. This is shown in the following result.

*Lemma 4:* Consider a Gaussian process with a continuously differentiable covariance function  $k(\cdot, \cdot)$ . Then, with probability of at least  $1 - \delta_L$  the supremum of a sample function  $f(\cdot)$  of this Gaussian process is bounded by

$$f_{\text{sup}}(\delta_L, k(\cdot, \cdot), r) = \sqrt{2 \log\left(\frac{1}{\delta_L}\right)} \max_{\mathbf{x} \in \mathbb{X}} \sqrt{k(\mathbf{x}, \mathbf{x})} + 12\sqrt{6d} \max \left\{ \max_{\mathbf{x} \in \mathbb{X}} \sqrt{k(\mathbf{x}, \mathbf{x})}, \sqrt{rL_k} \right\}. \quad (46)$$

*Proof:* We prove this lemma by exploiting the wide theory of concentration inequalities to derive a bound for the supremum of the sample function  $f(\mathbf{x})$ . We apply the Borell-TIS inequality [43], which ensures for arbitrary  $c \in \mathbb{R}_{0,+}$  that

$$P\left(\sup_{\mathbf{x} \in \mathbb{X}} f(\mathbf{x}) - E \left[ \sup_{\mathbf{x} \in \mathbb{X}} f(\mathbf{x}) \right] \geq c\right) \leq \exp\left(-\frac{c^2}{2 \max_{\mathbf{x} \in \mathbb{X}} k(\mathbf{x}, \mathbf{x})}\right). \quad (47)$$

Due to Lemma 3 we can directly bound  $E[\sup_{\mathbf{x} \in \mathbb{X}} f(\mathbf{x})]$ . Therefore, the lemma follows from substituting (38) in (47) and choosing  $c = \sqrt{2 \log(1/\delta_L)} \max_{\mathbf{x} \in \mathbb{X}} \sqrt{k(\mathbf{x}, \mathbf{x})}$ . ■

Since the derivatives of sample functions from Gaussian processes with sufficiently smooth kernels are the sample functions of the derivative Gaussian processes [44], Lemma 4 directly allows to compute a high probability Lipschitz constant for the unknown function  $f(\cdot)$  from the prior Gaussian process distribution. This is summarized in the following Theorem.

*Theorem 2:* Consider a zero mean Gaussian process defined through the covariance kernel  $k(\cdot, \cdot)$  with continuous partial derivatives up to the fourth order and partial derivative kernels

$$k^{\partial^i}(\mathbf{x}, \mathbf{x}') = \frac{\partial^2}{\partial x_i \partial x'_i} k(\mathbf{x}, \mathbf{x}') \quad \forall i = 1, \dots, d. \quad (48)$$

Then, a sample function  $f(\cdot)$  of the Gaussian process is almost surely continuous on  $\mathbb{X}$  and with probability of at least  $1 - \delta_L$ ,

$$L_f \leq \hat{L}_f = \left\| \begin{bmatrix} f_{\text{sup}}(\delta_L/2d, k^{\partial^1}(\cdot, \cdot), r) \\ \vdots \\ f_{\text{sup}}(\delta_L/2d, k^{\partial^d}(\cdot, \cdot), r) \end{bmatrix} \right\| \quad (49)$$

for  $f_{\text{sup}}(\cdot, \cdot, \cdot)$  defined in (46).

*Proof:* Continuity of the sample function  $f(\mathbf{x})$  follows directly from [44, Theorem 5]. Furthermore, this theorem guarantees that the derivative functions  $\frac{\partial}{\partial x_i} f(\mathbf{x})$  are samples from derivative Gaussian processes with covariance functions  $k^{\partial^i}(\mathbf{x}, \mathbf{x}')$ . Therefore, we can apply Lemma 4 to each of the derivative processes and obtain with probability of at least  $1 - \frac{\delta_L}{d}$

$$\sup_{\mathbf{x} \in \mathbb{X}} \left| \frac{\partial}{\partial x_i} f(\mathbf{x}) \right| \leq f_{\text{sup}}(\delta_L/2d, k^{\partial^i}(\cdot, \cdot), r). \quad (50)$$

Applying the union bound over all partial derivative processes  $i = 1, \dots, d$  finally yields the result. ■

Since many practically employed kernels such as, e.g., the squared exponential, the Matern  $5/2$ , satisfy the required smoothness assumption of Theorem 2, this assumption does not pose a severe restriction. Therefore, this theorem allows to straightforwardly determine high probability Lipschitz constants for the unknown function  $f(\cdot)$ , which can be directly used in Theorem 1, while barely requiring additional assumptions.

#### IV. DATA DEPENDENCY OF LEARNING ERROR BOUNDS

In order to derive conditions for ensuring that the learning error bound in Theorem 1 is below a given threshold as described Section II-B2, we need to analyze its dependency on the training data density. For this purpose, we investigate the decay behavior of the probabilistic uniform error bound (16) depending on the decrease rate of the GP standard deviation in Section IV-A. A kernel-dependent measure of data density is proposed in Section IV-B in order to bound the decrease rate of the GP standard deviation. Finally, it is shown in Section IV-C how the kernel-dependent density measure can be bounded using straightforwardly computable Euclidean distances.

##### A. Asymptotic Bounds for the Learning Error

Since the probabilistic uniform error bound (16) consists of two summands, a vanishing posterior standard deviation  $\sigma(\mathbf{x})$  is not by itself sufficient to guarantee a decreasing value of  $\eta(\mathbf{x})$ . Therefore, it is necessary to additionally vary the parameter  $\tau$ , such that  $\gamma(\tau)$  decreases with growing number of training samples  $N$ . Even though this leads to a growing value of  $\beta_{\mathbb{X}}(\tau)$ , it ensures an asymptotically vanishing learning error bound in the limits  $N \rightarrow \infty$  and  $\sigma(\mathbf{x}) \rightarrow 0$  as shown in the following theorem.

*Theorem 3:* Consider a zero mean Gaussian process defined by the continuously differentiable kernel  $k(\cdot, \cdot)$ . Let  $f : \mathbb{X} \rightarrow \mathbb{R}$  be a continuous unknown function with Lipschitz constant  $L_f$  on the compact domain  $\mathbb{X}$  which satisfies Assumption 2. Then, for  $\tau \in \mathcal{O}(1/N)$ , the learning error asymptotically behaves as

$$\eta(\mathbf{x}) \in \mathcal{O} \left( \sqrt{\log \left( \frac{N}{\delta} \right)} \sigma(\mathbf{x}) + \frac{1}{N} \right). \quad (51)$$

*Proof:* Due to Theorem 1 with suitable value of  $\beta_{\mathbb{X}}(\tau)$  it holds that

$$\sup_{\mathbf{x} \in \mathbb{X}} |f(\mathbf{x}) - \mu(\mathbf{x})| \leq \sqrt{\beta_{\mathbb{X}}(\tau)} \sigma(\mathbf{x}) + \gamma(\tau) \quad (52)$$

with probability of at least  $1 - \delta/2$  for  $\delta \in (0, 1)$ . A trivial bound for the covering number can be obtained by considering a uniform grid over the cube containing  $\mathbb{X}$ . This approach leads to

$$M(\tau, \mathbb{X}) \leq \left( \frac{r\sqrt{d}}{2\tau} \right)^d. \quad (53)$$

Therefore, we have

$$\beta_{\mathbb{X}}(\tau) \leq 2d \log \left( \frac{r\sqrt{d}}{2\tau} \right) - 2 \log(\delta). \quad (54)$$

In order to derive a bound for  $\gamma(\tau)$ , we employ the bounds for the Lipschitz constants and modulus of continuity. The Lipschitz constant  $L_\mu$  in (15) is bounded by

$$L_\mu \leq L_k \sqrt{N} \|(\mathbf{K} + \sigma_{\text{on}}^2 \mathbf{I}_N)^{-1} \mathbf{y}\| \quad (55)$$

due to Lemma 1. Since the Gram matrix  $\mathbf{K}$  is positive semidefinite and  $f(\cdot)$  is bounded by some  $\bar{f}$  due to Lipschitz continuity and a compact domain  $\mathbb{X}$ , we can bound  $\|(\mathbf{K} + \sigma_{\text{on}}^2 \mathbf{I}_N)^{-1} \mathbf{y}\|$  by

$$\begin{aligned} \|(\mathbf{K} + \sigma_{\text{on}}^2 \mathbf{I}_N)^{-1} \mathbf{y}\| &\leq \frac{\|\mathbf{y}\|}{\lambda_{\min}(\mathbf{K} + \sigma_{\text{on}}^2 \mathbf{I}_N)} \\ &\leq \frac{\sqrt{N} \bar{f} + \|\epsilon\|}{\sigma_{\text{on}}^2}, \end{aligned} \quad (56)$$

where  $\epsilon$  is a vector of  $N$  i.i.d. zero mean Gaussian random variables with variance  $\sigma_{\text{on}}^2$ . Therefore, it follows that  $\frac{\|\epsilon\|^2}{\sigma_{\text{on}}^2} \sim \chi_N^2$ . Due to [45], with probability of at least  $1 - \exp(-\log(2/\delta))$  we have

$$\|\epsilon\|^2 \leq \left( 2\sqrt{N \log \left( \frac{2}{\delta} \right)} + 2 \log \left( \frac{2}{\delta} \right) + N \right) \sigma_{\text{on}}^2. \quad (57)$$

Hence, the Lipschitz constant of the posterior mean function  $\mu(\cdot)$  satisfies with probability of at least  $1 - \delta/2$

$$L_\mu \leq L_k \frac{N \bar{f} + \sqrt{N \left( 2\sqrt{N \log \left( \frac{2}{\delta} \right)} + 2 \log \left( \frac{2}{\delta} \right) + N \right)} \sigma_{\text{on}}}{\sigma_{\text{on}}^2}. \quad (58)$$

It can clearly be seen that the fastest growing term is increasing linearly, such that it holds that  $L_\mu \in \mathcal{O}(N)$  with probability

of at least  $1 - \delta/2$ . The modulus of continuity in (15) can be bounded by

$$\omega_\sigma(\tau) \leq \sqrt{2L_k\tau} \quad (59)$$

due to Lemma 2. Since the unknown function  $f(\cdot)$  is assumed to admit a Lipschitz constant  $L_f$ , we obtain

$$\begin{aligned} \gamma(\tau) \leq & L_k\tau \frac{N\bar{f} + \sqrt{N \left( 2\sqrt{N \log\left(\frac{2}{\delta}\right)} + 2\log\left(\frac{2}{\delta}\right) + N \right) \sigma_{\text{on}}}}{\sigma_{\text{on}}^2} \\ & + \sqrt{2\beta_{\mathbb{X}}(\tau)L_k\tau} + L_f\tau. \end{aligned} \quad (60)$$

with probability of at least  $1 - \delta/2$  by substituting (58) and (59) into (15). In order to admit asymptotically vanishing error bounds, (60) must converge to 0 for  $N \rightarrow \infty$ , which is only ensured if  $\tau$  decreases faster than  $\mathcal{O}(1/N)$ . Therefore, set  $\tau \in \mathcal{O}(1/N)$  in order to guarantee

$$\gamma_N(\tau) \in \mathcal{O}\left(\frac{1}{N}\right). \quad (61)$$

However, this choice of  $\tau$  implies that  $\beta_{\mathbb{X}}(\tau) \in \mathcal{O}(\log(\frac{N}{\delta}))$  due to (54). Therefore, it directly follows that

$$\sqrt{\beta_{\mathbb{X}}(\tau)}\sigma(\mathbf{x}) + \gamma(\tau) \in \mathcal{O}\left(\sqrt{\log\left(\frac{N}{\delta}\right)}\sigma(\mathbf{x}) + \frac{1}{N}\right), \quad (62)$$

which concludes the proof.  $\blacksquare$

Due to the linear dependency of the bound for the Lipschitz constant  $L_\mu$  on the number of training samples, the virtual grid constant must decay faster than  $\mathcal{O}(1/N)$ . This in turn leads to a logarithmic growth of  $\beta_{\mathbb{X}}(\tau)$ , which causes the  $\sqrt{\log(N)}$  increase of the scaling factor of the posterior standard deviation  $\sigma(\mathbf{x})$ . Note that this is a common phenomenon in uniform error bounds for GP regression and can also be found in RKHS based approaches, where similar bounds as (57) are used to bound the effect of the noise [14], [16].

### B. Asymptotic Bounds for the Posterior Variance

In order to compensate the growth of the scaling factor in Theorem 3, a sufficiently fast decay of the standard deviation  $\sigma(\mathbf{x})$  must be ensured. Therefore, we investigate the behavior of the posterior variance  $\sigma^2(\mathbf{x})$  depending on the training data density of an input data set  $\mathbb{D}^x = \{\mathbf{x}^{(i)}\}_{i=1}^N$ . The starting point of this analysis is the following lemma, which provides a straightforward upper bound for the posterior variance  $\sigma^2(\mathbf{x})$ .

*Lemma 5:* Consider a GP trained using a data set with input training samples  $\mathbb{D}^x$ . Then, the posterior variance is bounded by

$$\sigma^2(\mathbf{x}) \leq \frac{\sigma_{\text{on}}^2 k(\mathbf{x}, \mathbf{x}) + N\Delta k(\mathbf{x})}{N \max_{\mathbf{x}' \in \mathbb{D}^x} k(\mathbf{x}', \mathbf{x}') + \sigma_{\text{on}}^2}, \quad (63)$$

where

$$\Delta k(\mathbf{x}) = k(\mathbf{x}, \mathbf{x}) \max_{\mathbf{x}' \in \mathbb{D}^x} k(\mathbf{x}', \mathbf{x}') - \min_{\mathbf{x}' \in \mathbb{D}^x} k^2(\mathbf{x}', \mathbf{x}). \quad (64)$$

*Proof:* Since  $\mathbf{K} + \sigma_{\text{on}}^2 \mathbf{I}_N$  is a positive definite, quadratic matrix, it follows that

$$\sigma^2(\mathbf{x}) \leq k(\mathbf{x}, \mathbf{x}) - \frac{\|\mathbf{k}(\mathbf{x})\|^2}{\lambda_{\max}(\mathbf{K}) + \sigma_{\text{on}}^2}. \quad (65)$$

Applying the Gershgorin theorem [46] the maximal eigenvalue is bounded by

$$\lambda_{\max}(\mathbf{K}) \leq N \max_{\mathbf{x}' \in \mathbb{D}^x} k(\mathbf{x}', \mathbf{x}'). \quad (66)$$

Furthermore, due to the definition of  $\mathbf{k}(\mathbf{x})$  we have

$$\|\mathbf{k}(\mathbf{x})\|^2 \geq N \min_{\mathbf{x}' \in \mathbb{D}^x} k^2(\mathbf{x}', \mathbf{x}). \quad (67)$$

Therefore,  $\sigma^2(\mathbf{x})$  can be bounded by

$$\sigma^2(\mathbf{x}) \leq k(\mathbf{x}, \mathbf{x}) - \frac{N \min_{\mathbf{x}' \in \mathbb{D}^x} k^2(\mathbf{x}', \mathbf{x})}{N \max_{\mathbf{x}' \in \mathbb{D}^x} k(\mathbf{x}', \mathbf{x}') + \sigma_{\text{on}}^2}. \quad (68)$$

Finally, the proof follows from the definition of  $\Delta k(\mathbf{x})$ .  $\blacksquare$  This theorem does not pose any restriction on the employed kernel, but strongly depends on the particular choice of kernel. Therefore, it can be difficult to interpret. However, it can be significantly simplified for specific kernels, as shown in the following corollary for stationary covariance functions.

*Corollary 2:* Consider a GP with stationary kernel and input training samples  $\mathbb{D}^x$ . Then, the posterior variance is bounded by

$$\sigma^2(\mathbf{x}) \leq k(0) - \frac{\min_{\mathbf{x}' \in \mathbb{D}^x} k^2(\mathbf{x} - \mathbf{x}')}{k(0) + \frac{\sigma_{\text{on}}^2}{N}}. \quad (69)$$

*Proof:* The proof follows directly from Lemma 5 and the fact that  $\max_{\mathbf{x}' \in \mathbb{D}^x} k(\mathbf{x}', \mathbf{x}') = k(\mathbf{0})$  since the kernel is stationary.  $\blacksquare$

In this special case of Lemma 5, which has been previously stated, e.g., in [47], the kernel induces a notion of proximity, where the absence of training inputs  $\mathbf{x}'$  with  $k(\mathbf{x} - \mathbf{x}') \approx 0$  leads to a large bound for the posterior variance  $\sigma^2(\mathbf{x})$ . Therefore, this corollary shows that it is desirable to have data close to the test point  $\mathbf{x}$  as measured by  $k(\cdot)$  for stationary kernels.

Since Lemma 5 and Corollary 2 still consider the full input data set  $\mathbb{D}^x$ , a single sample with  $k(\mathbf{x}', \mathbf{x}) \approx 0$  can practically lead to the trivial bound  $\sigma^2(\mathbf{x}) \lesssim k(\mathbf{x}, \mathbf{x})$ . This is clearly an undesired behavior for a bound since it would imply that additional data can potentially increase the posterior variance bound. In order to avoid this effect, we make use of an important property of Gaussian process posterior variances, which is the fact that  $\sigma^2(\mathbf{x})$  is non-increasing with the number of training samples  $N$  [48]. Therefore, we can consider subsets of  $\mathbb{D}^x$  to compute the posterior variance bounds in Lemma 5 and Corollary 2, which exclude these training samples with a negative effect on the bound. Due to the importance of  $\Delta k(\mathbf{x})$  for these bounds, we make use of the following subset

$$\mathbb{K}_{\rho'}(\mathbf{x}) = \{\mathbf{x}' \in \mathbb{D}^x: k^2(\mathbf{x}, \mathbf{x}) \leq k^2(\mathbf{x}', \mathbf{x}') \leq \frac{1}{\rho'} + k^2(\mathbf{x}', \mathbf{x})\} \quad (70)$$

for this purpose. It can be easily seen that considering only the subset  $\mathbb{K}_{\rho'}(\mathbf{x}) \subset \mathbb{D}^x$  in (64) ensures

$$k(\mathbf{x}, \mathbf{x}) \max_{\mathbf{x}' \in \mathbb{K}_{\rho'}(\mathbf{x})} k(\mathbf{x}', \mathbf{x}') - \min_{\mathbf{x}' \in \mathbb{K}_{\rho'}(\mathbf{x})} k^2(\mathbf{x}', \mathbf{x}) \leq \frac{1}{\rho'}. \quad (71)$$

Since the consideration of a subset of  $\mathbb{D}^x$  also reduces the number of considered training samples in (63), we trade-off



the size of  $\mathbb{K}_{\rho'}(\mathbf{x})$  and the ensured value for  $\Delta k(\mathbf{x})$  by defining  $\rho'$  using the following optimization problem

$$\rho(\mathbf{x}) = \max_{\rho' \in \mathbb{R}_+} \rho' \quad (72)$$

$$\text{such that } |\mathbb{K}_{\rho'}(\mathbf{x})| \geq \rho' \sigma_{\text{on}}^2 k(\mathbf{x}, \mathbf{x}). \quad (73)$$

It can easily be seen that  $\rho(\mathbf{x})$  is well-defined since the optimization problem is always feasible for  $\rho' \rightarrow 0$ . Moreover, it can be directly used as a measure of data density as shown in the following proposition.

*Proposition 1:* Consider a zero mean Gaussian process defined by the kernel  $k(\cdot, \cdot)$ . If  $k(\mathbf{x}, \mathbf{x}) \neq 0$ , the posterior standard deviation at  $\mathbf{x}$  satisfies

$$\sigma(\mathbf{x}) \leq \sqrt{\frac{2}{\rho(\mathbf{x})k(\mathbf{x}, \mathbf{x})}} \quad (74)$$

such that it behaves as  $\sigma(\mathbf{x}) \in \mathcal{O}(1/\sqrt{\rho(\mathbf{x})})$ .

*Proof:* By exploiting the fact that the posterior variance  $\sigma^2(\mathbf{x})$  is non-increasing with the number of training samples  $N$  [48] and considering only samples inside the set  $\mathbb{K}_{\rho(\mathbf{x})}(\mathbf{x})$  for the computation of the posterior standard deviation, we obtain

$$\sigma^2(\mathbf{x}) \leq \frac{\sigma_{\text{on}}^2 k(\mathbf{x}, \mathbf{x}) + |\mathbb{K}_{\rho(\mathbf{x})}(\mathbf{x})| \Delta k(\mathbf{x})}{|\mathbb{K}_{\rho(\mathbf{x})}(\mathbf{x})| \max_{\mathbf{x}' \in \mathbb{K}_{\rho(\mathbf{x})}(\mathbf{x})} k(\mathbf{x}', \mathbf{x}') + \sigma_{\text{on}}^2} \quad (75)$$

due to Lemma 5. Since  $\mathbf{x}' \in \mathbb{K}_{\rho(\mathbf{x})}(\mathbf{x})$  implies  $k(\mathbf{x}', \mathbf{x}') \geq k(\mathbf{x}, \mathbf{x})$ , we can simplify this expression to

$$\sigma^2(\mathbf{x}) \leq \frac{\sigma_{\text{on}}^2}{|\mathbb{K}_{\rho(\mathbf{x})}(\mathbf{x})|} + \frac{\Delta k(\mathbf{x})}{k(\mathbf{x}, \mathbf{x})}. \quad (76)$$

Moreover, it can be straightforwardly checked that the restriction to  $\mathbb{K}_{\rho(\mathbf{x})}(\mathbf{x})$  implies  $\Delta k(\mathbf{x}) \leq 1/\rho(\mathbf{x})$ , which yields

$$\sigma^2(\mathbf{x}) \leq \frac{\sigma_{\text{on}}^2 k(\mathbf{x}, \mathbf{x})}{|\mathbb{K}_{\rho(\mathbf{x})}(\mathbf{x})| k(\mathbf{x}, \mathbf{x})} + \frac{1}{\rho(\mathbf{x}) k(\mathbf{x}, \mathbf{x})} \quad (77)$$

Since  $|\mathbb{K}_{\rho(\mathbf{x})}(\mathbf{x})|$  is lower bounded by  $\rho(\mathbf{x}) \sigma_{\text{on}}^2 k(\mathbf{x}, \mathbf{x})$  by definition, we obtain

$$\sigma^2(\mathbf{x}) \leq \frac{2}{\rho(\mathbf{x}) k(\mathbf{x}, \mathbf{x})}, \quad (78)$$

which directly implies  $\sigma(\mathbf{x}) \in \mathcal{O}(1/\sqrt{\rho(\mathbf{x})})$ , concluding the proof.  $\blacksquare$

It can be clearly seen that  $\rho(\mathbf{x})$  is a measure of data density which is highly specific for each particular GP and therefore is capable of reflecting the requirements on good data distributions posed by the employed kernel  $k(\cdot, \cdot)$ . Moreover, it immediately follows from Theorem 3 that a sufficiently fast growth of  $\rho(\mathbf{x})$ , i.e.,  $\rho(\mathbf{x}) \notin \mathcal{O}(\log(N))$ , guarantees a vanishing error bound  $|\mu(\mathbf{x}) - f(\mathbf{x})| \rightarrow 0$ . Therefore,  $\rho(\cdot)$  satisfies the requirements posed on a suitable measure of data density in Section II-B2.

### C. Conditions for Specific Kernels

The high flexibility of Proposition 1 allows its application to GPs with arbitrary kernels, but comes at the price of a difficult interpretability. However, when we fix a specific kernel, it is often possible to derive more accessible and intuitive subsets contained in  $\mathbb{K}_{\rho'}(\mathbf{x})$ , as shown in the following lemma for linear, squared exponential and Matérn class kernels.

*Lemma 6:* Geometrically interpretable subsets of  $\mathbb{K}_{\rho'}(\mathbf{x})$  defined in (70) are given by

1) the set

$$\mathbb{H}_{\rho'}^c(\mathbf{x}) = \left\{ \mathbf{x}' \in \mathbb{D}^x : \|\mathbf{x}'\|^2 (\|\mathbf{x}'\|^2 - c\|\mathbf{x}\|^2) \leq \frac{1}{\rho'}, \quad (79) \right. \\ \left. \|\mathbf{x}\| \leq \|\mathbf{x}'\|, |\mathbf{x}^T \mathbf{x}'| \geq c\|\mathbf{x}\| \|\mathbf{x}'\| \right\} \subset \mathbb{K}_{\rho'}(\mathbf{x})$$

for every  $c \in (0, 1)$ ;

2) the Euclidean ball

$$\mathbb{B}_{\sqrt{1/2L_{\partial k}\sigma_f^2\rho'}}(\mathbf{x}) = \quad (80) \\ \left\{ \mathbf{x}' \in \mathbb{D}^x : \|\mathbf{x} - \mathbf{x}'\| \leq \sqrt{\frac{1}{2L_{\partial k}\sigma_f^2\rho'}} \right\} \subset \mathbb{K}_{\rho'}(\mathbf{x})$$

for isotropic SE or Matérn kernels with  $\nu \geq 3/2$  and  $\sigma_f^2 = k(\mathbf{x}, \mathbf{x})$ .

*Proof:* Due to the definition of the linear kernel, we have the identity

$$k^2(\mathbf{x}', \mathbf{x}') - k^2(\mathbf{x}', \mathbf{x}) = \|\mathbf{x}'\|^4 - (\mathbf{x}^T \mathbf{x}')^2. \quad (81)$$

For  $|\mathbf{x}^T \mathbf{x}'|/(\|\mathbf{x}\| \|\mathbf{x}'\|) \geq c$ , we therefore obtain

$$k^2(\mathbf{x}', \mathbf{x}') - k^2(\mathbf{x}', \mathbf{x}) \leq \|\mathbf{x}'\|^2 (\|\mathbf{x}'\|^2 - c\|\mathbf{x}\|^2). \quad (82)$$

Finally, the first inequality in (70) yields the requirement

$$k^2(\mathbf{x}, \mathbf{x}) = \|\mathbf{x}\|^4 \leq \|\mathbf{x}'\|^4 = k^2(\mathbf{x}', \mathbf{x}'), \quad (83)$$

which concludes the first part of the proof. For the second part of the proof, we exploit the continuous differentiability of Matérn kernels with  $\nu \geq 3/2$  and squared exponential kernels together with the fact that their derivative at  $\mathbf{r} = \mathbf{x} - \mathbf{x}' = \mathbf{0}$  is 0. Therefore, we have

$$k(\mathbf{x} - \mathbf{x}') \geq \sigma_f^2 - L_{\partial k} \|\mathbf{x} - \mathbf{x}'\|^2. \quad (84)$$

where  $L_{\partial k} \in \mathbb{R}_+$  is the Lipschitz constant of the kernel derivative. Using this lower bound, we obtain

$$k^2(\mathbf{0}) - k^2(\mathbf{x} - \mathbf{x}') \leq 2L_{\partial k}\sigma_f^2 \|\mathbf{x} - \mathbf{x}'\|^2 - L_{\partial k}^2 \|\mathbf{x} - \mathbf{x}'\|^4, \quad (85)$$

which we can simplify to

$$k^2(\mathbf{0}) - k^2(\mathbf{x} - \mathbf{x}') \leq 2L_{\partial k}\sigma_f^2 \|\mathbf{x} - \mathbf{x}'\|^2 \quad (86)$$

due to non-negativity of the norm. Therefore,  $\|\mathbf{x} - \mathbf{x}'\|^2 \leq \rho'/2L_{\partial k}\sigma_f^2$  implies  $|k^2(\mathbf{x}, \mathbf{x}) - k^2(\mathbf{x}, \mathbf{x}')| \leq \rho'$ . Since  $k(\mathbf{x}, \mathbf{x}) = k(\mathbf{x}', \mathbf{x}')$  for isotropic kernels, the first inequality is always satisfied, concluding the proof.  $\blacksquare$

This lemma illustrates the flexibility of quantifying the data density using  $\mathbb{K}_{\rho'}(\mathbf{x})$ . While this set can be innerapproximated by a ball for Matérn and SE kernels as illustrated in Fig. 2, it looks more like segments of a sphere for linear kernels. Since we can easily determine the volume of such simple geometrical structures, Lemma 6 enables the derivation of a straightforward relationship between the sampling distributions and data density  $\rho(\mathbf{x})$ . For example, when training samples in  $\mathbb{D}^x$  are generated by drawing from a uniform distribution, the number of points in a Euclidean ball is proportional to the volume of the ball, i.e.,  $\mathbb{B}_{\rho'}(\mathbf{x}) \propto N/\rho'^d$ . Therefore, it

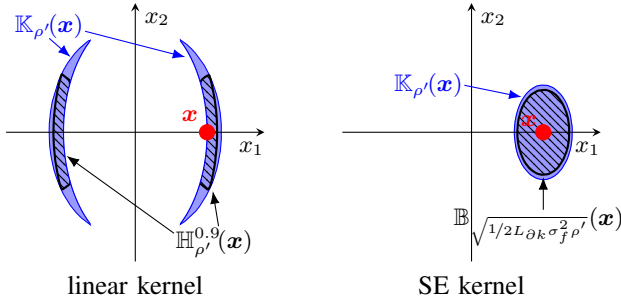


Fig. 2. Illustration of the set  $\mathbb{K}_{\rho'}(\mathbf{x})$  and geometrically simple subsets for a linear and a SE kernel.

follows from (73) that  $\rho(\mathbf{x}) \in \mathcal{O}(N^{1/d+1})$  for SE or Matérn kernels with uniformly drawn input training samples. This in turn implies that  $\sigma(\mathbf{x}) \in \mathcal{O}(1/N^{1/2d+2})$  due to Proposition 1 and consequently

$$|\mu(\mathbf{x}) - f(\mathbf{x})| \in \mathcal{O}\left(\frac{\log(N)}{N^{1/2d+2}}\right) \quad (87)$$

due to Theorem 3. This demonstrates the flexibility and effectiveness of the derived formalism for bounding the asymptotic decay of the prediction error  $|\mu(\mathbf{x}) - f(\mathbf{x})|$  presented in this section.

## V. SAFETY GUARANTEES FOR CONTROL OF UNKNOWN DYNAMICAL SYSTEMS

We employ the theoretical results for GP error bounds introduced in the previous sections to develop an iterative approach for ensuring arbitrary tracking accuracy with the considered control law (5). For this purpose, we derive a time-varying tracking error bound in Section V-A which depends explicitly on the uniform GP error bound along the reference trajectory. This result allows us to analyze the asymptotic decay of the tracking error bound depending on the training data density measured by  $\rho(\mathbf{x})$  in Section V-B. Finally, we employ the obtained insight to develop an episodic approach for ensuring arbitrary tracking accuracy in Section V-C.

### A. Probabilistic Tracking Error Bound

Since Assumption 1 ensures distinct eigenvalues of the matrix  $\mathbf{A}_\theta$  defining the closed-loop behavior of the dynamics (6) of the tracking error  $\mathbf{e} = \mathbf{x} - \mathbf{x}_{\text{ref}}$ , we can compute the eigendecomposition  $\mathbf{A}_\theta = \mathbf{U}\mathbf{\Lambda}\mathbf{U}^{-1}$ , where  $\mathbf{\Lambda}$  is a diagonal matrix consisting of the eigenvalues of  $\mathbf{A}_\theta$ . This allows the derivation of a dynamic bound for the tracking error  $\mathbf{e}$  inspired by the comparison principle [49], as shown in the following theorem.

*Theorem 4:* Consider a linear system (3) satisfying Assumption 1, which is perturbed by a  $L_f$ -Lipschitz nonlinearity  $f(\cdot)$  satisfying Assumption 2. Assume that a zero mean Gaussian process with  $L_k$ -Lipschitz stationary kernel is used to learn a model  $\hat{f}(\cdot) = \mu(\cdot)$  of  $f(\cdot)$ , such that a controller (5) is used to track the bounded reference  $\mathbf{x}_{\text{ref}}$ . Then, the tracking error is bounded by

$$\|\mathbf{x}(t) - \mathbf{x}_{\text{ref}}(t)\| \leq v(t) \quad (88)$$

with probability of at least  $1 - \delta$ , where  $v(t)$  is the solution of the linear dynamical system

$$\dot{v} = \left(\lambda_{\max}(\mathbf{A}_\theta) + L_\sigma \zeta \sqrt{\beta_{\mathbb{X}}(\tau)}\right) v + \zeta \eta(\mathbf{x}_{\text{ref}}) \quad (89)$$

with initial condition  $v(0) = \|\mathbf{U}\| \|\mathbf{U} \mathbf{e}(0)\|$  and constant  $\zeta = \|\mathbf{U}\| \|\mathbf{U}^{-1} \mathbf{b}\|$ .

*Proof:* Due to the error dynamics in (6), its solution is given by

$$\mathbf{e}(t) = e^{\mathbf{A}_\theta t} \mathbf{e}(0) + \int_0^t e^{\mathbf{A}_\theta(t-t')} \mathbf{b} f_e(t') dt', \quad (90)$$

where  $f_e(t) = f(\mathbf{x}(t)) - \mu(\mathbf{x}(t))$ . Therefore, we directly obtain

$$\|\mathbf{e}(t)\| \leq \|e^{\mathbf{A}_\theta t} \mathbf{e}(0)\| + \int_0^t \|e^{\mathbf{A}_\theta(t-t')} \mathbf{b}\| |\bar{f}_e(t')| dt', \quad (91)$$

where  $\bar{f}_e(t)$  can be any function such that  $|f_e(t)| \leq \bar{f}_e(t)$ . Using the eigendecomposition of  $\mathbf{A}_\theta = \mathbf{U}\mathbf{\Lambda}\mathbf{U}^{-1}$ , it can be directly seen that

$$\|e^{\mathbf{A}_\theta t} \mathbf{b}\| \leq \|\mathbf{U}\| \|\mathbf{U}^{-1} \mathbf{b}\| e^{\lambda_{\max}(\mathbf{A}_\theta) t}. \quad (92)$$

Hence, we obtain

$$\begin{aligned} \|\mathbf{e}(t)\| &\leq \|\mathbf{U}\| \|\mathbf{U}^{-1} \mathbf{e}(0)\| e^{\lambda_{\max}(\mathbf{A}_\theta) t} \\ &+ \|\mathbf{U}\| \|\mathbf{U}^{-1} \mathbf{b}\| \int_0^t e^{\lambda_{\max}(\mathbf{A}_\theta)(t-t')} |f_e(t')| dt'. \end{aligned} \quad (93)$$

The right handside of this inequality is again the solution of a differential equation such that  $\|\mathbf{e}(t)\| \leq \tilde{v}$  for

$$\dot{\tilde{v}} = \lambda_{\max}(\mathbf{A}_\theta) \tilde{v} + \|\mathbf{U}\| \|\mathbf{U}^{-1} \mathbf{b}\| \bar{f}_e(t) \quad (94)$$

with  $\tilde{v}(0) = \|\mathbf{U}\| \|\mathbf{U}^{-1} \mathbf{e}(0)\|$ . It remains to derive a bound  $\bar{f}_e(t)$  for  $|f_e(t)|$  in (94). Due to Theorem 1, it holds that  $|f_e(t)| \leq \eta_N(\mathbf{x}(t))$  for all  $\mathbf{x} \in \mathbb{X}$  with probability of at least  $1 - \delta$ . Moreover, we have  $\eta_N(\mathbf{x}(t)) \leq \eta_N(\mathbf{x}_{\text{ref}}(t)) + L_\sigma \sqrt{\beta_{\mathbb{X}}(\tau)} \|\mathbf{e}(t)\|$  due to Lipschitz continuity of  $\sigma(\cdot)$  guaranteed by Corollary 1. Therefore, it follows that

$$\dot{\tilde{v}} \leq \left(\lambda_{\max}(\mathbf{A}_\theta) + L_\sigma \zeta \sqrt{\beta_{\mathbb{X}}(\tau)}\right) \tilde{v} + \zeta \eta(\mathbf{x}_{\text{ref}}), \quad (95)$$

which concludes the proof.  $\blacksquare$

Since  $\eta(\mathbf{x}_{\text{ref}})$  can be directly computed at any time instant, determining the tracking error bound using Theorem 4 simply requires simulating the linear dynamical system (89). This can be straightforwardly done for a given time horizon in contrast to similar prior approaches [20], [32], where the uniform error bound needs to be determined at the actual system state  $\mathbf{x}$ . In order to achieve this improved practical applicability, additional requirements on the stability of the linear dynamics described by  $\mathbf{A}_\theta$  are necessary. It is obvious that (88) only remains bounded if the linear dynamics (89) are stable, which can be straightforwardly shown to require  $\lambda_{\max}(\mathbf{A}_\theta) < -L_\sigma \zeta \sqrt{\beta_{\mathbb{X}}(\tau)}$ . Due to the dependency of the eigenvalue  $\lambda_{\max}(\mathbf{A}_\theta)$  on the parameters  $\theta$ , this condition can be satisfied if

$$\|\theta\| \geq \alpha^{-1} \left(-L_\sigma \zeta \sqrt{\beta_{\mathbb{X}}(\tau)}\right). \quad (96)$$

Therefore, this condition effectively poses a lower bound on the admissible control gains.

### B. Dependency of Accuracy Guarantees on Data Density

While Theorem 4 provides an accurate bound for the tracking error depending on the local data density, it is challenging to apply this result to the asymptotic analysis of the tracking error. Therefore, we bound the maximum tracking error along the reference trajectory as shown in the following proposition.

*Proposition 2:* Consider a linear system (3) satisfying Assumption 1, which is perturbed by a  $L_f$ -Lipschitz nonlinearity  $f(\cdot)$  satisfying Assumption 2. Assume that a zero mean Gaussian process with  $L_k$ -Lipschitz stationary kernel is used to learn a model  $\hat{f}(\cdot) = \mu(\cdot)$  of  $f(\cdot)$ , such that a controller (5) is used to track the bounded reference  $\mathbf{x}_{\text{ref}}$ . If (96) is satisfied, then, for  $\|\mathbf{e}(0)\| = 0$ , the maximum tracking error is bounded by  $\sup_{t \geq 0} \|\mathbf{e}(t)\| \leq \bar{v}$  with probability of at least  $1 - \delta$ , where

$$\bar{v} = -\frac{\zeta}{\lambda_{\max}(\mathbf{A}\boldsymbol{\theta}) + L_\sigma \zeta \sqrt{\beta_{\mathbb{X}}(\tau)}} \sup_{t \geq 0} \eta(\mathbf{x}_{\text{ref}}(t)). \quad (97)$$

*Proof:* It immediately follows from (90) that

$$\|\mathbf{e}(t)\| \leq \zeta \int_0^t e^{(\lambda_{\max}(\mathbf{A}\boldsymbol{\theta}) + L_\sigma \zeta \sqrt{\beta_{\mathbb{X}}(\tau)})(t-t')} dt' \sup_{0 \leq t' \leq t} \eta(\mathbf{x}_{\text{ref}}(t')). \quad (98)$$

Since the integral can be straightforwardly calculated, we obtain

$$\sup_{t \geq 0} \|\mathbf{e}(t)\| \leq -\frac{\zeta \sup_{t \geq 0} \eta(\mathbf{x}_{\text{ref}}(t))}{\lambda_{\max}(\mathbf{A}\boldsymbol{\theta}) + L_\sigma \zeta \sqrt{\beta_{\mathbb{X}}(\tau)}}, \quad (99)$$

which concludes the proof.  $\blacksquare$

Note that the restriction to a zero initial condition is only considered to simplify the derivation, but the extension to non-zero initial conditions is straightforward. Therefore, the assumptions of Proposition 2 are not more restrictive than those of Theorem 4.

In order to analyze the asymptotic behavior of the tracking error, we combine Proposition 2 with Proposition 1. Using the shorthand notation  $\underline{\rho} = \inf_{t \geq 0} \rho(\mathbf{x}_{\text{ref}}(t))$ , this results in the following theorem.

*Theorem 5:* Consider a linear system (3) satisfying Assumption 1, which is perturbed by a  $L_f$ -Lipschitz nonlinearity  $f(\cdot)$  satisfying Assumption 2. Assume that a zero mean Gaussian process with  $L_k$ -Lipschitz stationary kernel is used to learn a model  $\hat{f}(\cdot) = \mu(\cdot)$  of  $f(\cdot)$ , such that a controller (5) is used to track the bounded reference  $\mathbf{x}_{\text{ref}}$ . Choose  $\tau$  such that  $\beta_{\mathbb{X}}(\tau) \geq \gamma^2(\tau) \rho^k(0)/2$  and  $\boldsymbol{\theta}$  such that

$$\kappa = -\frac{2\zeta \sqrt{\beta_{\mathbb{X}}(\tau)}}{\lambda_{\max}(\mathbf{A}\boldsymbol{\theta}) + L_\sigma \zeta \sqrt{\beta_{\mathbb{X}}(\tau)}} \quad (100)$$

is constant and (96) is satisfied. Then, for  $\|\mathbf{e}(0)\| = 0$ , the maximum tracking error bound asymptotically behaves as

$$\bar{v} \in \mathcal{O}\left(\frac{1}{\sqrt{\underline{\rho}}}\right). \quad (101)$$

*Proof:* We first focus on the asymptotic behavior of the maximum learning error bound along the reference  $\sup_{t \geq 0} \eta(\mathbf{x}_{\text{ref}}(t))$ , which can be expressed as

$$\sup_{t \geq 0} \eta(\mathbf{x}_{\text{ref}}(t)) = \sqrt{\beta_{\mathbb{X}}(\tau)} \sup_{t \geq 0} \sigma(\mathbf{x}_{\text{ref}}(t)) + \gamma(\tau). \quad (102)$$

Due to Proposition 1, the considered parameter  $\beta_{\mathbb{X}}(\tau)$  implies

$$\sup_{t \geq 0} \sigma(\mathbf{x}_{\text{ref}}(t)) \geq \frac{\gamma(\tau)}{\sqrt{\beta_{\mathbb{X}}(\tau)}}, \quad (103)$$

such that we can simplify the learning error bound to

$$\sup_{t \geq 0} \eta(\mathbf{x}_{\text{ref}}(t)) \leq 2\sqrt{\beta_{\mathbb{X}}(\tau)} \sup_{t \geq 0} \sigma(\mathbf{x}_{\text{ref}}(t)). \quad (104)$$

Therefore, it follows from proposition Proposition 2 that

$$\bar{v} = \kappa \sup_{t \geq 0} \sigma(\mathbf{x}_{\text{ref}}(t)), \quad (105)$$

whose asymptotic behavior only depends on  $\sigma(\mathbf{x}_{\text{ref}}(t))$  due to the assumed constant value of  $\bar{\kappa}$ , i.e.,  $\bar{v} \in \mathcal{O}(\sup_{t \geq 0} \sigma(\mathbf{x}_{\text{ref}}(t)))$ . Due to Proposition 1, we have  $\sup_{t \geq 0} \sigma(\mathbf{x}_{\text{ref}}(t)) \in \mathcal{O}(1/\sqrt{\underline{\rho}})$ , which concludes the proof.  $\blacksquare$

This theorem establishes a direct relationship between the minimum data density  $\underline{\rho}$  along the reference trajectory  $\mathbf{x}_{\text{ref}}(t)$  and the maximum of the tracking error  $e$ , showing that an arbitrarily small tracking error can be guaranteed when suitable data is available. Since this requires a vanishing  $\gamma(\tau)$ ,  $\beta_{\mathbb{X}}(\tau)$  must grow. The chosen  $\beta_{\mathbb{X}}(\tau)$  in Theorem 5 satisfies this property. In order to see this note that  $\sqrt{\beta_{\mathbb{X}}(\tau)}$  is growing with decreasing  $\tau$  and  $\gamma(\tau) \in \mathcal{O}(N\tau)$  holds for stationary kernels. Therefore, we can set  $\tau \propto 1/(N\sqrt{\underline{\rho}})$ , which directly yields  $\beta_{\mathbb{X}}(\tau) \propto \log(N\sqrt{\underline{\rho}})$ . Due to condition (100), this increase rate of  $\beta_{\mathbb{X}}(\tau)$  finally requires reducing eigenvalues  $-\lambda_{\max}(\mathbf{A}\boldsymbol{\theta}) \propto \sqrt{\log(N\sqrt{\underline{\rho}})}$ . While this increase requirement might seem like a restrictive assumption, it is important to note that without learning, it follows from the proof of Proposition 2 that  $-\lambda_{\max}(\mathbf{A}\boldsymbol{\theta}) \propto 1/\bar{v}$ . In contrast, we immediately obtain  $\underline{\rho} \propto 1/\bar{v}^2$  from (101), such that  $-\lambda_{\max}(\mathbf{A}\boldsymbol{\theta}) \propto \sqrt{\log(N/\bar{v})}$  holds. Assuming the number of training samples  $N$  grows at most polynomially with  $\underline{\rho}$  as ensured, e.g., for the case of SE or Matérn kernels with uniformly distributed training data discussed in Section IV-C, this finally implies  $-\lambda_{\max}(\mathbf{A}\boldsymbol{\theta}) \in \mathcal{O}(\sqrt{\log(1/\bar{v})})$ . Therefore, the requirement on the growth rate for ensuring arbitrarily small tracking errors reduces from hyperbolic to log-hyperbolic with suitable training data.

### C. Episodic Data Generation for Prescribed Performance

Although Theorem 5 provides conditions for training data to ensure an arbitrarily small tracking error  $e$ , it does not provide direct insights how suitable training data sets can be obtained. Therefore, we develop an episodic approach for generating training data sets in this section. For simplicity, we consider a constant sampling time  $T_s \in \mathbb{R}_+$  during each episode with execution time  $T_p \in \mathbb{R}_+$ , which yields data sets of the form

$$\mathbb{D}_N^{T_s} = \left\{ (\mathbf{x}(iT_s), f(\mathbf{x}(iT_s)) + \epsilon^{(i)}) \right\}_{i=0}^{N_p}, \quad (106)$$

where  $N_p = \lfloor 1 + T_p/T_s \rfloor$  denotes the number of training samples gathered during one episode. Therefore, the tracking error bound  $\bar{v}$  from one episode immediately provides guarantees for the training data of the next episode. We exploit this by adjusting the sampling time  $T_s$  and the maximum eigenvalue  $\lambda_{\max}(\mathbf{A}\boldsymbol{\theta})$  as demonstrated in Algorithm 1 in order to ensure a sufficiently small error bound for the next episode. This

---

**Algorithm 1:** Iterative Learning for Asymptotic Stability

---

```

1 Function LearnControl( $\bar{e}$ ):
2    $\mu(\cdot) \leftarrow 0, \sigma^2(\cdot) \leftarrow \sigma_f^2, i \leftarrow 0$ 
3   compute  $\bar{v}_0$  using (97) for  $\tau$  satisfying (103)
4   while  $\bar{v}_i > \bar{e}$  do
5     Initialize system at  $\mathbf{x}(0) = \mathbf{x}_{\text{ref}}(0), i \leftarrow i + 1$ 
6     while  $t \leq T_p$  do
7       run controller (5) on system (3)
8       choose  $\boldsymbol{\theta}$  such that (107) holds
9       find  $T_s$  such that (108) is satisfied
10      determine  $\mu_{T_s}(\cdot)$  and  $\sigma_{T_s}^2(\cdot)$  with  $\mathbb{D}_N^{T_s}$  using (1), (2)
11      compute  $\bar{v}_i$  using (97) for  $\tau$  satisfying (103)

```

---

dependency on the sampling time is emphasized by an index  $T_s$  in the posterior standard deviation  $\sigma_{T_s}(\cdot)$ . As shown in the following theorem, this approach guarantees the termination of Algorithm 1 after a finite number of iterations.

*Theorem 6:* Consider a linear system (3) satisfying Assumption 1, which is perturbed by a  $L_f$ -Lipschitz nonlinearity  $f(\cdot)$  satisfying Assumption 2. Assume that a zero mean Gaussian process with  $L_k$ -Lipschitz stationary kernel is used to learn a model  $\hat{f}(\cdot) = \mu(\cdot)$  of  $f(\cdot)$ , such that a controller (5) is used to track the bounded reference  $\mathbf{x}_{\text{ref}}$ . If  $\boldsymbol{\theta}$  and  $T_s$  are chosen such that

$$-\lambda_{\max}(\mathbf{A}_{\boldsymbol{\theta}}) \geq \frac{8\sqrt{L_{\partial k}} + \xi L_{\sigma}}{\xi} \zeta \sqrt{\beta_{\mathbf{x}}(\tau)} \quad (107)$$

$$\max_{0 \leq t \leq T_p} \sigma_{T_s}^2(\mathbf{x}_{\text{ref}}(t)) \leq 16L_{\partial k} \bar{v}_{i-1}^2 \quad (108)$$

holds in every episode for  $\xi < 1$ , Algorithm 1 terminates after at most

$$N_E = \left\lceil \frac{\log(4\bar{e}\sqrt{L_{\partial k}}) - \log(\sqrt{k(\mathbf{0})})}{\log(\xi)} \right\rceil \quad (109)$$

episodes with probability of at least  $1 - N_E \delta$ .

*Proof:* It is straightforward to see that (108) together with Proposition 2 implies

$$\bar{v}_0 = \kappa \sqrt{k(\mathbf{0})}, \quad (110)$$

$$\bar{v}_{i+1} = 4\sqrt{L_{\partial k} \kappa \bar{v}_i} \quad (111)$$

for  $\tau$  such that (103) is satisfied, where the index  $i$  is used to denote the episode. Since  $4\sqrt{L_{\partial k} \kappa} \leq \xi < 1$  holds due to (107), it immediately follows that  $\bar{v}_i$  decays exponentially, i.e.,  $\bar{v}_i = \xi^i \bar{v}_0$  with probability of at least  $1 - \delta$  for each episode. Therefore, Algorithm 1 is guaranteed to terminate after  $N_E$  episodes with probability of at least  $1 - N_E \delta$  due to the union bound. ■ Due to the exponential decay of the tracking error bound  $\bar{v}$  ensured by Theorem 6, Algorithm 1 quickly terminates. This comes at the price of higher requirements (107) on the eigenvalues of  $\mathbf{A}_{\boldsymbol{\theta}}$  compared to Proposition 2. However, the difference is merely a constant factor, and it is indeed straightforward to see that  $-\lambda_{\max}(\mathbf{A}_{\boldsymbol{\theta}}) \propto 1/\sqrt{\log(\bar{e})}$  is sufficient to compensate the effect of an increasing  $\beta_{\mathbf{x}}(\tau)$  for all polynomially growing data sets. Therefore, this requirement is still significantly lower compared to ensuring the tracking error bound  $\bar{e}$  without learning as discussed in Section V-B.

While the results in previous sections posed requirements on the data distribution in terms of the data density  $\rho(\mathbf{x})$ , Theorem 6 explicitly considers the data generation process by providing an upper bound for the sampling time  $T_s$  in (108). Due to the form of this condition, it cannot be computed before the controller is applied to the system, but it can easily be verified a posteriori. Therefore, we can ensure it via a sufficiently high sampling rate during the application of the controller, such that we simply can downsample the obtained data to the necessary sampling time  $T_s$ . The required maximum sampling rate can be bounded using the following proposition.

*Proposition 3:* Consider a linear system (3) satisfying Assumption 1, which is perturbed by a  $L_f$ -Lipschitz nonlinearity  $f(\cdot)$  satisfying Assumption 2. Assume that a zero mean Gaussian process with  $L_k$ -Lipschitz stationary kernel is used to learn a model  $\hat{f}(\cdot) = \mu(\cdot)$  of  $f(\cdot)$ , such that a controller (5) is used to track the continuous, bounded reference  $\mathbf{x}_{\text{ref}}$ . Then, the sampling time  $T_s$  required by condition (108) in Algorithm 1 is bounded by

$$T_s \geq \underline{T}_s = \frac{16L_{\partial k} \bar{e}^3}{\sigma_{\text{on}}^2 \max_{0 \leq t \leq T_p} \|\dot{\mathbf{x}}(t)\|}. \quad (112)$$

*Proof:* We prove this proposition by deriving a value of  $T_s$  which satisfies (108) Due to Proposition 1, (108) is guaranteed to hold if  $\rho \geq 1/(8L_{\partial k} \sigma_f^2 \bar{v}_{i-1}^2)$ . Set  $\rho' = 1/(8L_{\partial k} \sigma_f^2 \bar{v}_{i-1}^2)$ . Then, it follows from Lemma 6 that

$$\mathbb{B}_{2\bar{v}_{i-1}}(\mathbf{x}_{\text{ref}}(t)) \subset \mathbb{K}_{\rho'}(\mathbf{x}_{\text{ref}}(t)). \quad (113)$$

The Euclidean ball around  $\mathbf{x}_{\text{ref}}(t)$  on the left handside can be inner bounded by a Euclidean ball with half the radius around the actual trajectory, i.e.,

$$\mathbb{B}_{\bar{v}_{i-1}}(\mathbf{x}(t)) \subset \mathbb{B}_{2\bar{v}_{i-1}}(\mathbf{x}_{\text{ref}}(t)). \quad (114)$$

The smaller Euclidean ball has a diameter of  $\bar{v}_{i-1}$  and the actual trajectory passes through its center. Moreover, the distance between two samples can be bounded by  $T_s \max_{0 \leq t \leq T_p} \|\dot{\mathbf{x}}(t)\|$ . Note that the maximum temporal derivative of the state is bounded. In order to see this, note that we can express the dynamics of the system as

$$\dot{\mathbf{x}} = \dot{\mathbf{x}}_{\text{ref}} + \mathbf{A}_{\boldsymbol{\theta}} \mathbf{e} + \mathbf{b}(f(\mathbf{x}) - \mu(\mathbf{x})). \quad (115)$$

Due to the bounded prediction error, the bounded tracking error and the continuous reference trajectory, we can therefore bound the state derivative by

$$\begin{aligned} \max_{0 \leq t \leq T_p} \|\dot{\mathbf{x}}(t)\| &\leq \left( \|\mathbf{A}_{\boldsymbol{\theta}}\| + \sqrt{\beta_{\mathbf{x}}(\tau)} L_{\sigma} \right) \bar{v}_i + \max_{0 \leq t \leq T_p} \eta(\mathbf{x}_{\text{ref}}(t)) \\ &\quad + \max_{0 \leq t \leq T_p} \|\dot{\mathbf{x}}_{\text{ref}}(t)\|. \end{aligned} \quad (116)$$

This allows us to bound the number of points in  $\mathbb{K}_{\rho'}(\mathbf{x}_{\text{ref}}(t))$  by

$$|\mathbb{K}_{\rho'}(\mathbf{x}_{\text{ref}}(t))| \geq |\mathbb{B}_{\bar{v}_{i-1}}(\mathbf{x}(t))| \geq \frac{2\bar{v}_{i-1}}{T_s \max_{0 \leq t \leq T_p} \|\dot{\mathbf{x}}(t)\|}. \quad (117)$$

For  $\rho \geq \rho'$ , it must hold that

$$\frac{2\bar{v}_{i-1}}{T_s \max_{0 \leq t \leq T_p} \|\dot{\mathbf{x}}(t)\|} \geq \rho' \sigma_{\text{on}}^2 k(\mathbf{0}) = \frac{\sigma_{\text{on}}^2}{8L_{\partial k} \bar{v}_{i-1}^2} \quad (118)$$

due to (73). This inequality can be ensured to hold by setting

$$T_s = \frac{16L_{\partial k} \bar{v}_{i-1}^3}{\sigma_{\text{on}}^2 \max_{0 \leq t \leq T_p} \|\dot{\mathbf{x}}(t)\|}, \quad (119)$$

which concludes the proof.  $\blacksquare$

## VI. NUMERICAL EVALUATION

In order to demonstrate the flexibility and effectiveness of the derived theoretical results, we compare the tracking error bounds with empirically observed tracking errors in different simulations. In Section VI-A, we evaluate the time-varying tracking error bound for training data unevenly distributed over the relevant part of the state space  $\mathbb{X}$ . The behavior of the asymptotic error bound is investigated in Section VI-B. Finally, we demonstrate the effectiveness of the proposed episodic data generation approach for ensuring a desired tracking accuracy in Section VI-C.

### A. Data-dependency of Safety Regions

For evaluating the time-varying tracking error bound, we consider a nonlinear dynamical system

$$\dot{x}_1 = x_2, \quad \dot{x}_2 = f(\mathbf{x}) + g(\mathbf{x})u, \quad (120)$$

where  $f(\mathbf{x}) = 1 - \sin(2x_1) + 1/(1+\exp(-x_2))$  and  $g(\mathbf{x}) = 1 + 1/2 \sin(x_2/2)$ , which is a marginal variation of the system considered in [20]. Assuming exact knowledge of  $g(\cdot)$ , we can approximately feedback linearize this system and apply a linear tracking controller  $u_{\text{lin}} = -\theta_1 \theta_2 x_2 - \theta_2 x_2$ , where  $\theta_1, \theta_2 \in \mathbb{R}_+$  are design parameters. This yields a two-dimensional system of the form (3) with

$$\mathbf{A}_\theta = \begin{bmatrix} 0 & 1 \\ -\theta_1 \theta_2 & -\theta_2 \end{bmatrix} \quad \mathbf{b} = \begin{bmatrix} 0 \\ 1 \end{bmatrix}. \quad (121)$$

In order to demonstrate the effect of the distribution, we use a uniform grid over  $[0 \ 3] \times [-4 \ 4]$  with 25 points and  $\sigma_{\text{on}}^2 = 0.01$  as training data set, such that half of the considered state space  $\mathbb{X} = [-5 \ 5]^2$  is not covered by training data. A SE kernel with automatic relevance determination is employed for Gaussian process regression and the hyperparameters are optimized using likelihood maximization. For computing the uniform prediction error bound in Theorem 1, we set  $\tau = 0.01$ ,  $\delta = 0.01$  and  $L_f = 2$ . The task is to track the circular reference trajectory  $x_d(t) = 2 \sin(t)$  with state  $x_1$ , which leads to the reference trajectory  $\mathbf{x}_{\text{ref}}(t) = [2 \sin(t) \ 2 \cos(t)]^T$ . We aim to achieve this using  $\theta_1 = 10$  and  $\theta_2 = 20$ , which can be shown to satisfy condition (96).

Snapshots of the resulting trajectory together with visualizations of the tracking error bounds obtained using Theorem 4 are illustrated in Fig. 3. When the GP standard deviation  $\sigma(\mathbf{x}_{\text{ref}})$  is large, the tracking error bound  $v(t)$  starts to increase, such that it reaches its maximum just before the system enters the region with low standard deviation. Afterwards, the feedback controller reduces the tracking error until the standard deviation starts to increase again. This leads to the minimum tracking error bound illustrated on the left of Fig. 3.

This effect can also be seen at the observed tracking error as illustrated in Fig. 4, which has its peaks at times when

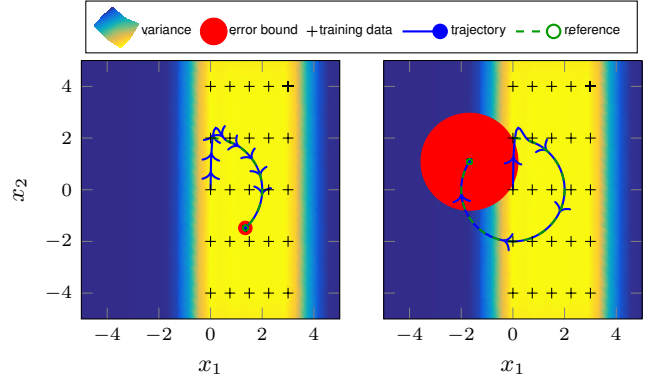


Fig. 3. Reference trajectory and simulated trajectory together with the illustration of the tracking error bound  $v(t)$ . Low posterior standard deviations lead to significantly smaller tracking error bounds.

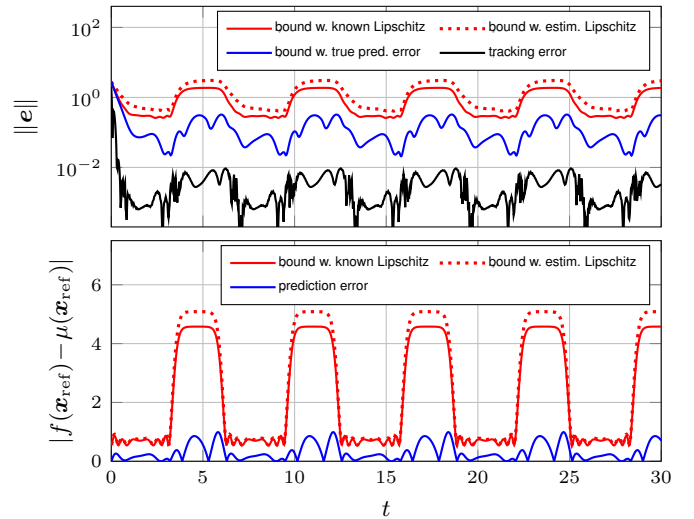


Fig. 4. Top: Tracking error bounds computed using (89) with different prediction error bounds as inputs in comparison to the observed tracking error. Bottom: Prediction error bounds in comparison to the true model error.

the tracking error bound  $v$  is large. Therefore, the tracking error bound  $v$  reflects the behavior of the observed error  $\|e\|$  well, even though it is rather conservative. The sources of this conservatism can be easily investigated by determining the bound obtained when using the true model error  $|f(\mathbf{x}_{\text{ref}}) - \mu(\mathbf{x}_{\text{ref}})|$  as input in (89). It is clearly visible that even with the knowledge of the true prediction error, the tracking error bound exhibits some conservatism due to the linearization around the reference trajectory  $\mathbf{x}_{\text{ref}}$ . The remaining conservatism is a consequence of the prediction error bound  $\eta(\mathbf{x}_{\text{ref}})$  as visualized at the bottom of Fig. 4. Even though this bound reflects the availability of data well, it needs to capture the probabilistic worst case and is therefore considerably larger than the actual prediction error  $|f(\mathbf{x}_{\text{ref}}) - \mu(\mathbf{x}_{\text{ref}})|$ . This leads to the fact that the tracking error bound  $v$  conservatively reflects the behavior of the observed tracking error  $\|e\|$ . Note that the usage of a probabilistic Lipschitz constant  $\hat{L}_f$  obtained via Theorem 2 does not significantly change this behavior. The corresponding tracking error bound merely becomes slightly larger since we can compensate the conservative value of  $\hat{L}_f$  using a smaller

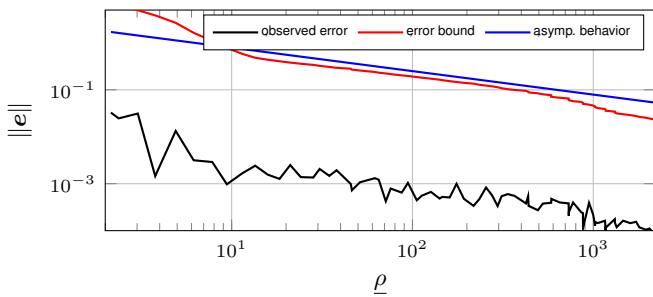


Fig. 5. Comparison of the observed tracking error, the tracking error bound and its guaranteed asymptotic decay rate for growing data densities  $\rho$ .

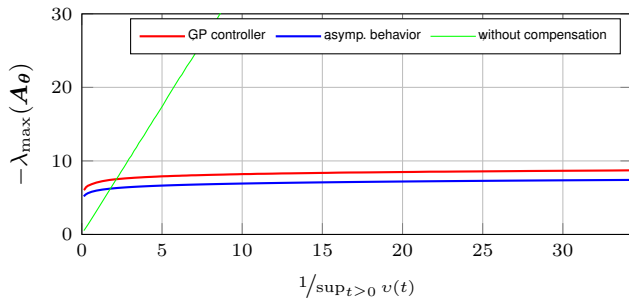


Fig. 6. Maximum eigenvalue  $\lambda_{\max}(\mathbf{A}_{\theta})$  necessary to ensure a given tracking error bound  $\sup_{t \geq 0} v(t)$  when learning a control law using equidistant grids in comparison to a pure feedback controller without compensation of nonlinearities.

value  $\tau = 10^{-3}$ . Therefore, Theorem 2 enables the effective computation of prediction error bounds without knowledge of a Lipschitz constant of the unknown function  $f(\cdot)$ .

### B. Dependency of the Tracking Accuracy on the Data Density

In order to investigate the dependency of the tracking error bound  $v$  on the data density  $\rho$  in more detail, we consider the same setting as in Section VI-A, but use grids with different grid constants defined on  $[-4, 4]^2$  as training data sets, such that they cover the whole relevant domain. Due to the varying size of the training data set, we determine  $\tau$  by finding the maximum value satisfying (103) using a line search. We set  $\theta_1 = \theta_2 = \theta$ , such that we can compute a gain  $\theta$  ensuring  $\kappa = 10$  in (100) for the obtained value of  $\tau$ .

The resulting tracking errors  $\|e\|$  and bounds  $\sup_{t \geq 0} v(t)$  obtained with Theorem 4 for different data densities  $\rho$  are illustrated in Fig. 5. Moreover, the asymptotic decay rate of  $\bar{v}$  guaranteed by Theorem 5 is depicted. It can be clearly seen that the asymptotic decay rate closely reflects the actual decay rate of the error bound  $\sup_{t \geq 0} v(t)$ . Analogously to Section VI-A, the tracking error bound is rather conservative, but the observed error  $\|e\|$  exhibits a decay rate with high similarity to its bound  $\sup_{t \geq 0} v(t)$ . Despite this conservatism, the necessary maximum eigenvalues  $\lambda_{\max}(\mathbf{A}_{\theta})$  for ensuring a low desired tracking error bound  $\sup_{t \geq 0} v(t)$  with such training data are significantly larger than without a controller compensating the nonlinearity as depicted in Fig. 6. This baseline comparison can be straightforwardly obtained as  $\lambda_{\max}(\mathbf{A}_{\theta}) \geq \zeta \bar{f} / \bar{\epsilon}$  by slightly adapting the proof of Proposition 2 using  $|f(\mathbf{x})| \leq \bar{f}$

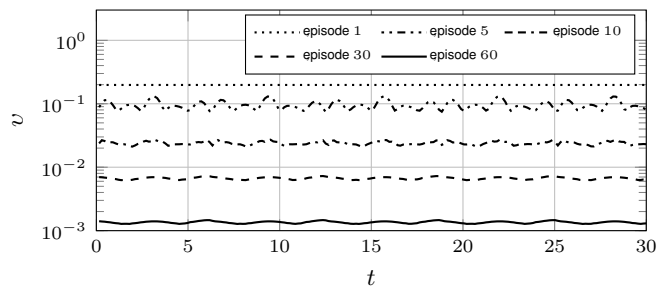


Fig. 7. Tracking error bounds  $v(t)$  for different episodes of Algorithm 1.

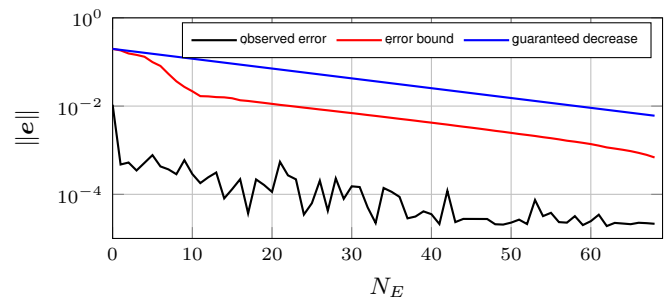


Fig. 8. Decay rate of the tracking error bound  $\sup_{t \geq 0} v(t)$  and the observed tracking error  $\|e\|$  resulting from Algorithm 1.

and  $\mu(\mathbf{x}) = 0$ . Due to the linear growth of this condition with  $1/\bar{\epsilon}$ , it quickly exceeds the maximum eigenvalue  $\lambda_{\max}(\mathbf{A}_{\theta})$  ensuring the same tracking error bound through the learned controller, even though we use the non-conservative bound  $\bar{f} = 3$ . This clearly demonstrates the benefits of the derived theoretical results.

### C. Episodic Data Generation

For evaluating the episodic data generation using Algorithm 1, we consider the same setting as in Section VI-C. Moreover, we set  $\theta_1 = \theta_2 = \theta$  analogously to the previous section and choose  $\theta$  such that  $\xi = 0.95$  holds in every iteration. A high frequency data set with sampling time  $3 \cdot 10^{-4}$  is generated in every episode, such that a line search can be used to determine the maximum value of  $T_s$  satisfying (108).

The tracking error bounds obtained from Algorithm 1 with these parameters are exemplarily illustrated for several different episodes in Fig. 7. Due to the constant sampling time, the training data density along the reference is very similar within an episode, which directly leads to the rather minor variations in the tracking error bound over time. Moreover, it can be seen that decrease of the tracking error bound  $v$  is significantly larger during the first few episodes, before it slows down. This becomes even clearer when plotting the behavior of the error bound over the number of episodes as depicted in Fig. 8. During the first 10 episodes the error bound  $\sup_{t \geq 0} v(t)$  decays faster than the guaranteed rate of  $\xi^{N_E} \bar{v}_0$ , which is guaranteed by Theorem 6. This can be attributed to the fact that even a single additional data point reduces the posterior variance more than required for (108) at the beginning. Once a sufficiently large number of additional training samples is necessary to ensure (108), this inaccuracy is overcome and the error bound

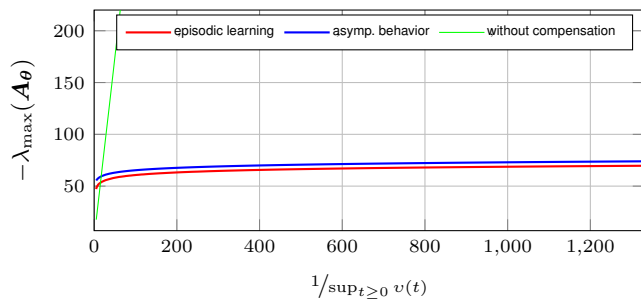


Fig. 9. Maximum eigenvalue  $\lambda_{\max}(\mathbf{A}_{\theta})$  necessary to ensure a given tracking error bound  $\sup_{t \geq 0} v(t)$  when learning a control law using Algorithm 1 in comparison to a pure feedback controller without compensation of nonlinearities.

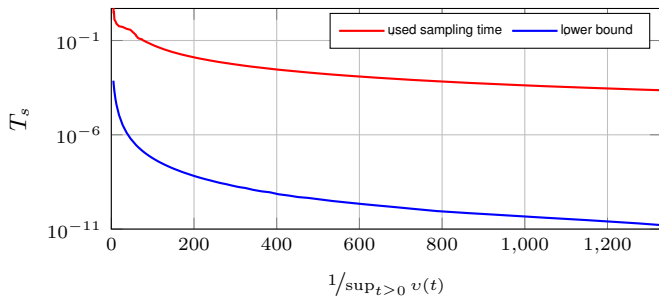


Fig. 10. Employed sampling time  $T_s$  together with its lower bound  $\underline{T}_s$  for given error bounds  $\sup_{t \geq 0} v(t)$  when running Algorithm 1.

$\sup_{t \geq 0} v(t)$  closely follows the guaranteed decrease rate. In fact, the tracking error bound  $\sup_{t \geq 0} v(t)$ , while being rather conservative similar to the previous simulations, even reflects the behavior of the actually observed tracking error  $\|e\|$  accurately after 10 episodes.

Note that this unexpected fast decay at the beginning has no influence on the required maximum eigenvalues  $\lambda_{\max}(\mathbf{A}_{\theta})$  as depicted in Fig. 9. While smaller eigenvalues are required for the episodic approach compared to the asymptotic analysis in Section VI-B, the maximum eigenvalue  $\lambda_{\max}(\mathbf{A}_{\theta})$  used in Algorithm 1 closely follow the expected  $\mathcal{O}(\log(1/\sup_{t \geq 0} v(t)))$  behavior. Moreover, it can be directly seen that Algorithm 1 offers a significant advantage over a direct reduction of the tracking error bound using the maximum eigenvalue  $\lambda_{\max}(\mathbf{A}_{\theta})$  without a compensation of the nonlinearity. Note that the sampling time  $T_s$  necessary to achieve this behavior quickly decays as illustrated in Fig. 10. However, since it remains significantly larger than its theoretical bound  $\underline{T}_s$ , it remains in magnitudes which can be realized in practice. Therefore, Algorithm 1 provides an effective method for generating data, such that an arbitrary tracking error can be ensured when using a GP model for compensating unknown nonlinearities in systems of the form of (3).

## VII. CONCLUSION

This paper presents a novel, episodic approach for learning GP models in order to ensure an arbitrarily high desired tracking accuracy using the GP to compensate unknown nonlinearities in linear systems. We first derive a novel Bayesian prediction error bound for GP regression and demonstrate the straightforward

computability of all required parameters. In order to establish a straightforwardly interpretable connection between training data and prediction accuracy, we propose a kernel-dependent measure of data density and show that the prediction error bound vanishes with increasing data density. We exploit the Bayesian error bounds to derive a time-varying tracking error bound when using the GP model to compensate unknown nonlinearities, and show that the tracking accuracy grows with increasing data density. These theoretical results allow us to develop an episodic approach for learning a GP model, such that a desired tracking error bound can be guaranteed. The effectiveness of our theoretical results is demonstrated in several simulations.

## REFERENCES

- [1] P. M. Nørgård, O. Ravn, N. K. Poulsen, and L. K. Hansen, *Neural Networks for Modelling and Control of Dynamical Systems - A Practitioner's Handbook*. London: Springer, 2000.
- [2] C. E. Rasmussen and C. K. I. Williams, *Gaussian Processes for Machine Learning*. Cambridge, MA: The MIT Press, 2006.
- [3] M. P. Deisenroth, D. Fox, and C. E. Rasmussen, "Gaussian Processes for Data-Efficient Learning in Robotics and Control," *IEEE Transactions on Pattern Analysis and Machine Intelligence*, vol. 37, no. 2, pp. 408–423, 2015.
- [4] M. Saveriano, Y. Yin, P. Falco, and D. Lee, "Data-efficient control policy search using residual dynamics learning," in *IEEE International Conference on Intelligent Robots and Systems*, 2017, pp. 4709–4715.
- [5] D. Nguyen-Tuong, M. Seeger, and J. Peters, "Local Gaussian Process Regression for Real Time Online Model Learning and Control," in *Advances in neural information processing systems*, 2009, pp. 1193–1200.
- [6] F. Meier and S. Schaal, "Drifting Gaussian processes with varying neighborhood sizes for online model learning," in *Proceedings of the IEEE International Conference on Robotics and Automation*. IEEE, 2016, pp. 264–269.
- [7] A. Lederer, A. Ordonez Conejo, K. Maier, W. Xiao, J. Umlauf, and S. Hirche, "Gaussian Process-Based Real-Time Learning for Safety Critical Applications," in *International Conference on Machine Learning*, 2021, pp. 6055–6064.
- [8] Z. Yuan and M. Zhu, "Communication-aware Distributed Gaussian Process Regression Algorithms for Real-time Machine Learning," in *Proceedings of the American Control Conference*, 2020, pp. 2197–2202.
- [9] A. Lederer, Z. Yang, J. Jiao, and S. Hirche, "Cooperative Control of Uncertain Multi-Agent Systems via Distributed Gaussian Processes," *IEEE Transactions on Automatic Control*, pp. 1–14, 2022.
- [10] M. Buisson-Fenet, F. Solowjow, and S. Trimpe, "Actively Learning Gaussian Process Dynamics," in *Learning for Dynamics & Control*, 2020, pp. 1–11.
- [11] A. Capone, G. Noske, J. Umlauf, T. Beckers, A. Lederer, and S. Hirche, "Localized active learning of Gaussian process state space models," in *Learning for Dynamics & Control*, 2020, pp. 490–499.
- [12] J. Umlauf, L. Pöhler, and S. Hirche, "An Uncertainty-Based Control Lyapunov Approach for Control-Affine Systems Modeled by Gaussian Process," *IEEE Control Systems Letters*, vol. 2, no. 3, pp. 483–488, 2018.
- [13] L. Hewing, J. Kabzan, and M. N. Zeilinger, "Cautious Model Predictive Control using Gaussian Process Regression," *IEEE Transactions on Control Systems Technology*, vol. 28, no. 6, pp. 2736–2743, 2020.
- [14] N. Srinivas, A. Krause, S. M. Kakade, and M. W. Seeger, "Information-Theoretic Regret Bounds for Gaussian Process Optimization in the Bandit Setting," *IEEE Transactions on Information Theory*, vol. 58, no. 5, pp. 3250–3265, 2012.
- [15] M. Kanagawa, P. Hennig, D. Sejdinovic, and B. K. Sriperumbudur, "Gaussian Processes and Kernel Methods: A Review on Connections and Equivalences," pp. 1–64, 2018. [Online]. Available: <http://arxiv.org/abs/1807.02582>
- [16] S. R. Chowdhury and A. Gopalan, "On Kernelized Multi-armed Bandits," in *Proceedings of the International Conference on Machine Learning*, 2017, pp. 844–853.
- [17] P. Scharnhorst, E. T. Maddalena, Y. Jiang, and C. N. Jones, "Robust Uncertainty Bounds in Reproducing Kernel Hilbert Spaces: A Convex Optimization Approach," pp. 1–19, 2021. [Online]. Available: <http://arxiv.org/abs/2104.09582>

- [18] C. Fiedler, C. W. Scherer, and S. Trimpe, “Practical and Rigorous Uncertainty Bounds for Gaussian Process Regression,” in *Proceedings of the AAAI Conference on Artificial Intelligence*, 2021.
- [19] E. T. Maddalena, P. Scharnhorst, Y. Jiang, and C. N. Jones, “KPC: Learning-Based Model Predictive Control with Deterministic Guarantees,” in *Proceedings of the Conference on Learning for Dynamics & Control*, 2020, pp. 1–12.
- [20] J. Umlauf and S. Hirche, “Feedback Linearization Based on Gaussian Processes with Event-triggered Online Learning,” *IEEE Transactions on Automatic Control*, 2020.
- [21] M. K. Helwa, A. Heins, and A. P. Schoellig, “Provably Robust Learning-Based Approach for High-Accuracy Tracking Control of Lagrangian Systems,” *IEEE Robotics and Automation Letters*, vol. 4, no. 2, pp. 1587–1594, 2019.
- [22] G. S. Lima, S. Trimpe, and W. M. Bessa, “Sliding Mode Control with Gaussian Process Regression for Underwater Robots,” *Journal of Intelligent and Robotic Systems: Theory and Applications*, vol. 99, no. 3–4, pp. 487–498, 2020.
- [23] M. Maiworm, D. Limon, and R. Findeisen, “Online learning-based model predictive control with Gaussian process models and stability guarantees,” *International Journal of Robust and Nonlinear Control*, pp. 1–28, 2021.
- [24] C. Fiedler, C. W. Scherer, and S. Trimpe, “Learning-enhanced robust controller synthesis with rigorous statistical and control-theoretic guarantees,” in *Proceedings of the IEEE International Conference on Decision and Control*, 2021.
- [25] F. Berkenkamp, A. P. Schoellig, and A. Krause, “Safe Controller Optimization for Quadrotors with Gaussian Processes,” in *Proceedings of the IEEE International Conference on Robotics and Automation*, 2016, pp. 491–496.
- [26] A. Marco, F. Berkenkamp, P. Hennig, A. P. Schoellig, A. Krause, S. Schaal, and S. Trimpe, “Virtual vs. Real: Trading off Simulations and Physical Experiments in Reinforcement Learning with Bayesian Optimization,” in *Proceedings of the IEEE International Conference on Robotics and Automation*, 2017, pp. 1557–1563.
- [27] Y. Sui, A. Gotovos, J. Burdick, and A. Krause, “Safe Exploration for Optimization with Gaussian Processes,” in *Proceedings of The 32nd International Conference on Machine Learning*, 2015, pp. 997–1005.
- [28] S. Curi, F. Berkenkamp, and A. Krause, “Efficient Model-Based Reinforcement Learning through Optimistic Policy Search and Planning,” in *Advances in Neural Information Processing Systems*, 2020.
- [29] S. Curi, I. Bogunovic, and A. Krause, “Combining Pessimism with Optimism for Robust and Efficient Model-Based Deep Reinforcement Learning,” in *Proceedings of the International Conference on Machine Learning*, 2021, pp. 2254–2264.
- [30] T. I. Fossen, *Handbook of Marine Craft Hydrodynamics and Motion Control*. John Wiley & Sons, 2011.
- [31] H. Yu, S. Huang, G. Chen, Y. Pan, and Z. Guo, “Human-Robot Interaction Control of Rehabilitation Robots with Series Elastic Actuators,” *IEEE Transactions on Robotics*, vol. 31, no. 5, pp. 1089–1100, 2015.
- [32] A. Lederer, J. Umlauf, and S. Hirche, “Uniform Error Bounds for Gaussian Process Regression with Application to Safe Control,” in *Advances in Neural Information Processing Systems*, 2019.
- [33] A. Capone and S. Hirche, “Backstepping for Partially Unknown Nonlinear Systems Using Gaussian Processes,” *IEEE Control Systems Letters*, vol. 3, no. 2, pp. 416–421, 2019.
- [34] S. Skogestad and I. Postlethwaite, *Multivariable Feedback Control: Analysis and Design*, 2nd ed. New York, NY: John Wiley & Sons, 2005.
- [35] L. Perko, *Differential Equations and Dynamical Systems*, 3rd ed. Springer, 2006.
- [36] V. Dhiman, M. J. Khojasteh, M. Franceschetti, and N. Atanasov, “Control Barriers in Bayesian Learning of System Dynamics,” *IEEE Transactions on Automatic Control*, pp. 1–16, 2021.
- [37] A. van der Vaart and H. van Zanten, “Information Rates of Nonparametric Gaussian Process Methods,” *Journal of Machine Learning Research*, vol. 12, pp. 2095–2119, 2011.
- [38] A. Capone, A. Lederer, and S. Hirche, “Gaussian Process Uniform Error Bounds with Unknown Hyperparameters for Safety-Critical Applications,” in *Proceedings of the International Conference on Machine Learning*, 2022, pp. 2609–2624.
- [39] V. Kuleshov, N. Fenner, and S. Ermon, “Accurate uncertainties for deep learning using calibrated regression,” in *Proceedings of the International Conference on Machine Learning*, 2018, pp. 4369–4377.
- [40] S. Shalev-Shwartz and S. Ben-David, *Understanding Machine Learning: From Theory to Algorithms*. New York, NY: Cambridge University Press, 2013.
- [41] R. M. Dudley, “The Sizes of Compact Subsets of Hilbert Space and Continuity of Gaussian Processes,” *Journal of Functional Analysis*, vol. 1, no. 3, pp. 290–330, 1967.
- [42] S. Grünewälder, J.-Y. Audibert, M. Opper, and J. Shawe-Taylor, “Regret Bounds for Gaussian Process Bandit Problems,” *Journal of Machine Learning Research*, vol. 9, pp. 273–280, 2010.
- [43] M. Talagrand, “Sharper Bounds for Gaussian and Empirical Processes,” *The Annals of Probability*, vol. 22, no. 1, pp. 28–76, 1994.
- [44] S. Ghosal and A. Roy, “Posterior Consistency of Gaussian Process Prior for Nonparametric Binary Regression,” *The Annals of Statistics*, vol. 34, no. 5, pp. 2413–2429, 2006.
- [45] B. Laurent and P. Massart, “Adaptive Estimation of a Quadratic Functional by Model Selection,” *The Annals of Statistics*, vol. 28, no. 5, pp. 1302–1338, 2000.
- [46] S. A. Gershgorin, “Ueber die Abgrenzung der Eigenwerte einer Matrix,” *Bulletin de l’Academie des Sciences de l’URSS. Classe des sciences mathematiques et na*, no. 6, pp. 749–754, 1931.
- [47] S. Shekhar and T. Javidi, “Gaussian Process Bandits with Adaptive Discretization,” *Electronic Journal of Statistics*, vol. 12, pp. 3829–3874, 2018.
- [48] F. Vivarelli, “Studies on the Generalisation of Gaussian Processes and Bayesian Neural Networks,” Ph.D. dissertation, Aston University, 1998.
- [49] H. K. Khalil, *Nonlinear Systems*, 3rd ed. Upper Saddle River, NJ: Prentice-Hall, 2002.




**Armin Lederer** (S’20) received the B.Sc. and M.Sc. degree in electrical engineering and information technology from the Technical University of Munich, Germany, in 2015 and 2018, respectively. Since June 2018, he has been a PhD student at the Chair of Information-oriented Control, Department of Electrical and Computer Engineering at the Technical University of Munich, Germany. His current research interests include the stability of data-driven control systems and machine learning in closed-loop systems.



driven control systems and system identification based on Gaussian processes.

**Jonas Umlauf** (S’14) received the B.Sc. and M.Sc. degree in electrical engineering and information technology from the Technical University of Munich, Germany, in 2013 and 2015, respectively. His Master’s thesis was completed at the Computational and Biological Learning Group at the University of Cambridge, UK. Since May 2015, he has been a PhD student at the Chair of Information-oriented Control, Department of Electrical and Computer Engineering at the Technical University of Munich, Germany. His current research interests include the stability of data-



driven control systems and system identification based on Gaussian processes.

**Sandra Hirche** (M’03–SM’11–F’20) received the Dipl.-Ing degree in aeronautical engineering from the Technical University of Berlin, Berlin, Germany, in 2002, and the Dr. Ing. degree in electrical engineering from the Technical University of Munich, Munich, Germany, in 2005. From 2005 to 2007, she was awarded a Post-doctoral scholarship from the Japanese Society for the Promotion of Science at the Fujita Laboratory, Tokyo Institute of Technology, Tokyo, Japan. From 2008 to 2012, she was an Associate Professor with the Technical University of Munich. Since 2013, she has served as Technical University of Munich Liesel Beckmann Distinguished Professor and has been with the Chair of Information-Oriented Control, Department of Electrical and Computer Engineering, Technical University of Munich. She has authored or coauthored more than 150 papers in international journals, books, and refereed conferences. Her main research interests include cooperative, distributed, and networked control with applications in human-machine interaction, multirobot systems, and general robotics.

Dr. Hirche has served on the editorial boards of the IEEE Transactions on Control of Network Systems, the IEEE Transactions on Control Systems Technology, and the IEEE Transactions on Haptics. She has received multiple awards such as the Rohde & Schwarz Award for her Ph.D. thesis, the IFAC World Congress Best Poster Award in 2005, and – together with students – the 2018 Outstanding Student Paper Award of the IEEE Conference on Decision and Control as well as Best Paper Awards from IEEE Worldhaptics and the IFAC Conference of Manoeuvring and Control of Marine Craft in 2009.