

A Novel Pipeline for Improving Optical Character Recognition through Post-processing Using Natural Language Processing

Aishik Rakshit¹, Samyak Mehta², and Anirban Dasgupta³

Department of Electronics and Electrical Engineering

Indian Institute of Technology Guwahati, India

¹a.rakshit@iitg.ac.in, ²samyak.sanjay@iitg.ac.in, ³anirban.dasgupta@iitg.ac.in

Abstract—Optical Character Recognition (OCR) technology finds applications in digitizing books and unstructured documents, along with applications in other domains such as mobility statistics, law enforcement, traffic, security systems, etc. The state-of-the-art methods work well with the OCR with printed text on license plates, shop names, etc. However, applications such as printed textbooks and handwritten texts have limited accuracy with existing techniques. The reason may be attributed to similar-looking characters and variations in handwritten characters. Since these issues are challenging to address with OCR technologies exclusively, we propose a post-processing approach using Natural Language Processing (NLP) tools. This work presents an end-to-end pipeline that first performs OCR on the handwritten or printed text and then improves its accuracy using NLP.

Index Terms—OCR, NLP, Handwritten Text, Transformer, Paddle-Paddle

I. INTRODUCTION

Optical Character Recognition (OCR) is a technology for extracting texts from images containing text information [1]. Such images occur from photos containing text information, scanned documents, scene photos, subtitle text superimposed on an image, etc. OCR is useful as images consume more memory space than text files. Moreover, text information is easier to copy and edit and helpful in many artificial intelligence (AI) tools, particularly for Natural Language Processing (NLP) problems. Some general applications include self-service utility meter reading, intelligent traffic surveillance and parking system, license plate recognition, contactless check-in at private and public transportation stations, intelligent security systems, digitizing old books, etc. [2]. As such, OCR helps to reduce crime, increase police efficiency, and improve safety [2]. The OCR methods recognize characters in the image independently by image segmentation considering only the shape and structure of the characters. Significant research on OCR has been reported on recognizing texts from scanned documents, and number plates, with sufficient performance. Even OCR on handwritten texts in different languages has received much attention, however, with limited accuracy. Hence, there is scope for improvement in the efficiency of OCR of handwritten text. Even the OCR of printed text is yet to be perfect. The prime challenges for inaccurate or missing text are as follows:

- variations in font style and size,
- case sensitivity,
- similar character shapes, such as ‘o’ and ‘0’,
- varying orientations.

These OCR mistakes negatively impact several NLP applications, including text summarizing, part-of-speech (POS) tagging, sentence boundary detection, topic modeling, named entity recognition (NER), and text classification. The ability of NER tools to detect and identify proper nouns and classify them into the person, place, and organization categories significantly deteriorates when the error rate (ER) of OCR output rises. Post-processing OCR outputs can significantly help correct these mistakes and increase the accuracy of the outputs.

Hence, the objective is to develop an end-to-end pipeline that first performs OCR on the single-line handwritten or printed text and then improves its accuracy by post-processing the OCR output using NLP.

A. Prior Art

The current OCR approaches use Convolutional Neural Network (CNN)-based encoders for picture interpretation and Recurrent Neural Network (RNN)-based decoders for text generation. The two most popular OCR models are the Transformer-based OCR (Tr-OCR) model [3] and the Paddle-Paddle OCR (PP-OCR) model [4]. The Tr-OCR model uses the Transformer architecture for workpiece-level text generation and image understanding. TrOCR has a pre-trained image Transformer as an encoder with the decoder as a pre-trained text Transformer. This model has been trained on the IAM handwritten dataset.

The PP-OCR model consists of text detection, text recognition, and detected box rectification using a convolutional recurrent neural network (CRNN) as a text recognizer at the back end. The CRNN has convolutional layers for feature extraction followed by recurrence for sequence modeling. These architectures produce efficient results if trained on a specific type of data. However, generalizing is difficult on unconstrained datasets due to the large variability.

In the domain of OCR output correction, the prior algorithms used mainly operate on the standard pipeline with the delete

operation, followed by transposes, followed by replaces, and finally, inserts. This method used in implementing text blob's spelling correction has taken Peter Norvig's "How to Write a Spelling Corrector" [5] as ground truth for training. This approach is improved using SymSpellpy [6]. The symmetric delete spelling correction algorithm lowers the complexity of edit candidate generation and dictionary lookup for a specific Damerau-Levenshtein distance. It is language-independent and is about six times faster than the traditional approach.

II. MATERIALS AND METHODS

This firstly evaluates two OCR models in this work, *viz.*, Tr-OCR and PP-OCR, on various handwritten and printed datasets. This work then choose the better-fitting model for recognizing single-line handwritten text. A line segmentation module for segmenting a multi-line document into single lines and a classifier that classifies each of these single lines into printed or handwritten text are also implemented. The output of the OCR model is then fed to our post-processing model, which improves the accuracy of the OCR output.

The OCR output post-processing task aims to identify the sequence of words $X = x_1x_2...x_m$ present in the original hardcopy document given a sequence of n OCR degraded tokens $Y = y_1y_2...y_n$. It should be noted that n and m are not always equal because segmentation errors could result in OCR sub-sequences that are not correct word sequences.

We divide our work into two modules. The first consists of the segmentation unit, the classification unit and the OCR model unit. The OCR models are evaluated on various real-life datasets. We then select the better-fit model as input to the second module, *i.e.*, NLP-based post-processing. This module takes in the outputs of the OCR model and then post-processes it using NLP techniques to minimize error.

A. Module-A: OCR Engine

Module A consists of the first half of the pipeline which is to first perform line segmentation on a multi-line document, then classify each line into printed and handwritten text using a classifier, then perform OCR on it using a suitable OCR model. Evaluation has been performed on two existing popular OCR models on various datasets with different fonts, handwritten dataset, dataset with occluded or background color and noise.

1) *Segmentation*: The aim here is to Segmenting lines in documents using A* Path planning algorithm [7]. The method to achieve this is to:

- 1) We first input a non-skewed document of either handwritten or printed text into this model and then convert the input image to 2D grayscale image.
- 2) We use sobel filter to detect the text edges in the image. The image is convolved with two 3*3 kernels (horizontal and vertical), to calculate the image derivatives.
- 3) We then find the horizontal projection profile of the edge detected image. HPP is calculated by the array of the sum of elements in each row. So more peaks will be seen corresponding to the rows that have text whereas the blank areas will not peak in the HPP graph.

- 4) We then detect peaks, for which I take the threshold of one-fourth difference of maximum hpp and minimum hpp value. This helps in dividing the potential line segment regions from the text.
- 5) We then make a cut in places where upper line text connects with the lower line text.
- 6) We then use the A* path planning along the segmentation region and record the paths. This helps in segmenting the document into single lines.

2) *classification*: Convolutional neural networks (CNN) are used to classify text lines as either printed or handwritten, however it is actually the collection and preparation of the data that presents the biggest challenges. Presenting enough samples to an artificial neural network (ANN) is sufficient to achieve a decent level of accuracy for a wide range of tasks. In fact, current artificial neural networks (ANN) are already capable of handling extremely complicated data (such as ImageNet, which includes 90 different dog breeds to discriminate).

The system we created for this work is a DenseNet-121 that has been modified for the binary classification of handwritten and printed text. It is wrapped in some utility classes. A convolutional neural network called DenseNet-121 has 121 layers, the majority of which are tightly connected in 4 blocks. However, compared to designs with more parameters, it has a comparatively low number of parameters for a network of its size and so requires less training data. More information on the classifier used can be found in [8].

3) *Datasets*: The specific datasets that we have used for the purpose are:

- Born-Digital Images Dataset [9]: This dataset contains images made digitally employing a desktop scanner, a camera, and screen capture software. It has 3564 images of words clipped from the actual images and a text file containing the ground truth transcription of all images provided.
- Incidental Scene Text Dataset [10]: This dataset consists of 4468 cut-out word images corresponding to the axis-oriented bounding boxes of the words provided and a single text file with the ground truth.
- License Plate Dataset [11]: This dataset has 209 cropped license plates using the original bounding boxes and has all the single characters labeled, creating a total of 2026 character bounding boxes. Every image comes with a .xml annotation file.
- Single Line Handwritten Text Dataset [12]: This dataset [12] contains images of handwritten single-line English texts whose labels are similar to the IAM dataset. There are around 400 images along with their labels.
- Bing Images of Short Quotes: This dataset contains about 215 images of short quotes with different background styles. This dataset is unlabelled as its primary purpose is to see the improvements in the outputs after post-processing using NLP.

4) *Performance Metrics*: The performance evaluations used are character error rate (CER) and word error rate (WER) evaluation metrics. The CER gives the fraction of the number

of characters correctly identified, including spaces. The WER is the fraction of the number of words correctly output in reference to the ground truth text.

B. Module-B: NLP Engine

The models we consider are as follows:

1) *ByT5*: The Google AI team debuted T5 [13], also known as a Text-To-Text Transfer Transformer, in 2020. The encoder-decoder structure of the T5 transformer model is identical to that of conventional transformer models. There are 12 pairs of blocks of encoder-decoders in it. Self-attention, a feed-forward network, and optional encoder-decoder attention are all present in each block. The ByT5 [14] proposes a new model that can directly process raw text, i.e., it would be token-free. The benefits are as follows:

- They can process text in any language. Tokenizers tailored to specific languages are not necessary.
- They reduce the trouble of having complicated text preparation pipelines and are noise-resistant.
- Now that we only need 256 embeddings for a byte-level model, we no longer need a large vocabulary matrix.

2) *BART*: Bidirectional and Auto-Regressive Transformer [15]

BART is a pretraining denoising autoencoder for sequence-to-sequence models. The text is first corrupted using a random noise function, and then a model is learned to recreate the original text to train the BART model. It employs a typical Transformer-based neural machine translation architecture that, despite its simplicity, generalizes several more modern pretraining approaches, including GPT with its left-to-right decoder and BERT (owing to the bidirectional encoder).

The dataset used to train the models in a supervised manner was generated synthetically from the OSCAR Corpus.

3) *Alpaca-LORA*: The Alpaca model was optimized through fine-tuning from Meta’s LLaMA 7B model, which was achieved through supervised learning on a set of 52K instruction-following demonstrations generated from OpenAI’s text-davinci-003. The process of generating the dataset resulted in 52K distinct instructions and corresponding outputs, and was accomplished at a cost of less than \$500 by utilizing the OpenAI API. Hugging Face’s training framework was used to fine-tune the LLaMA models, with techniques such as Fully Sharded Data Parallel and mixed precision training being employed. The fine-tuning process of a 7B LLaMA model was accomplished in 3 hours, using 8 80GB A100s. We used the Alpaca model in a zero shot manner and it was run in 8-bit precision using bits and bytes. We tried multiple prompts with the Alpaca-LORA 7B model and the one that worked the best for us was “Fix all the errors in the sentence : text”

4) *Synthetic Dataset Generation*: OCR degraded text is generated for training our byT5 Transformer model using the **nlpaug** [16] library. The OCR Augmentor is used, which can be used to generate character-level errors in the text of the OSCAR [17] Corpus.

5) *Preprocessing Inputs*: To prevent any discrepancies in the lengths of the original Text and the Text Generated by the model with the ground truth, we chunk the texts into lengths

TABLE I
DATASET GENERATION PARAMETERS ARGUMENTS

Argument	Value
Character Augmentation Probability	0.7
Word Augmentation Probability	0.8

	text	ocr_text
2619	followed another after the June 11, 2017 succe...	fu11uwed another after the Jone 11, z011 8occe...
8878	4-WAY..InRainman changed his name to Kory Chav...	1 - WAY. . Rainman changed his name to Kuky Ch...
4797	desired.\nVery nice capture, Davandral You are...	desired. Veky nice capture, Davandral You are ...
4738	surprise.\nLeaders are the best at what they d...	surprise. Leadeke8 ake the best at what they do...
7723	even a BH's contraction. Until 8 the day Ethan...	even a BH ' s cuntkacti0n. Until 8 the day Eth...

Fig. 1. Synthetic Dataset Example

of 128 words, but as subword tokenization is being used, we set the max length to 256 but replace all the padding tokens with -100 to prevent loss calculation for them.

6) *Post-Processing Model Outputs*: The correct spacing insertion into the output from the model is performed using the output distribution. Given a text corpus, we assume that all words are dispersed separately. The relative frequency of each term is then all that is required to know. It is logical to take that they adhere to Zipf’s law [18], which states that the probability of a word having rank n in a list of words is approximate $\frac{1}{n \log N}$, where N refers to the total number of words in the corpus.

After the model is fixed, we can utilize dynamic programming to determine the spaces’ locations. The sentence that maximizes the product of the probabilities of each individual word is the most likely one, and dynamic programming makes it simple to calculate. We use a cost defined as the logarithm of the probability’s inverse to prevent overflows rather than utilizing the probability itself. This has been done using the word ninja [19] library.

III. RESULTS

A. OCR model evaluation

We will first discuss the results of the two OCR systems (PP-OCR and Tr-OCR) on various datasets, as discussed above, without any postprocessing. We then proceed to show results of the segmentation and classification sub-modules.

1) *Dataset 1: Born-Digital Images Dataset*: The outputs of some sample images in Fig. 2 are shown in Table II. The ultra-weight PP-OCR model, pre-trained in English and Chinese languages, resulted in a CER of 0.44. While the Tr-OCR model was fine-tuned on the SROIE printed text dataset, it resulted in a CER of 0.3. Hence Tr-OCR performed better than PP-OCR on this dataset.



Fig. 2. Sample Born-Digital Images

TABLE II
RESULTS ON SOME BORN-DIGITAL IMAGES

Image	Ground Truth	PP-OCR output	Tr-OCR output
Sample image 1	Linux	Linuv	Linux
Sample image 2	flying	flving	tiving
Sample image 3	Hardy	Hordh	Hardy



Fig. 3. Sample Incidental Scene Text Images

2) *Dataset 2: Incidental Scene Text Dataset:* The outputs of some sample images in Fig. 3 are shown in Table III. Using the ultra-weight PP-OCR model, which is pre-trained in English and Chinese languages, resulted in a CER of 0.65, while the Tr-OCR model fine-tuned on the SROIE dataset (printed text) resulted in a CER of 0.41. Hence Tr-OCR performed better than PP-OCR on this dataset.

3) *Dataset 3: License Plate Dataset:* This dataset consists of 209 cropped license plates (as seen in Fig. 4) using the original bounding boxes and has all the single characters labeled, creating a total of 2026 character bounding boxes. Every image comes with a .xml annotation file. The outputs of some sample images in Fig. 4 are shown in Table IV. Using the ultra-weight PP-OCR model pre-trained on English and Chinese languages resulted in a CER of 0.18. While the Tr-OCR model was fine-tuned on the SROIE dataset having printed text, it resulted in a CER of 0.24. Hence PP-OCR performed better than Tr-OCR on this dataset.

4) *Dataset 4: Single Line Handwritten Text Dataset:* This dataset contains handwritten single-line images (as seen in Fig. 5 and Fig. 6), and it's labeled similarly to the IAM dataset. Around 400 lines of handwritten images with their labels are provided.

TABLE III
RESULTS ON SOME INCIDENTAL SCENE TEXT IMAGES

Image	Ground Truth	PP-OCR output	Tr-OCR output
Sample image 1	PROHIBITED	PROHIRITED	PROHRITED
Sample image 2	Clementi	ment	Cementi
Sample image 3	Internal	Interna	Internal



Fig. 4. Sample License Plate Images

TABLE IV
RESULTS ON SOME LICENSE PLATE IMAGES

Image	Ground Truth	PP-OCR output	Tr-OCR output
Sample image 1	TN74F3339	TN74F339	TN74F3339
Sample image 2	MH14TCF459	MH14TCF459	MN14TCF459
Sample image 3	GJ17TC214	GJ17TC214	GJ17TQ214

Machine Learning is an idea to learn from examples

Fig. 5. Sample Single Line Handwritten text Image 1

the shortest path between point A and B, we

Fig. 6. Sample Single Line Handwritten text Image 2

Using the ultra weight PP-OCR model, pre-trained on English and Chinese languages, resulted in a CER of 0.53 and a WER of 0.8. While Tr-OCR model pre-trained on the IAM dataset of handwritten text resulted in a CER of 0.09 and WER of 0.24.

Hence Tr-OCR performed better than PP-OCR on this dataset. The outputs of some sample images in Fig. 5 and Fig. 6 are shown in Table V and Table VI respectively.

B. Classification

The model to classify the text into handwritten and printed text was tested on 2 datasets i.e. the Bing Images of Short quotes (discussed earlier) and a self made handwritten dataset of around 30 images.

In handwritten document dataset, it classified 30 out of 32 images correctly as handwritten text and 2 incorrectly as printed text. In printed quotes dataset, it classified 191 out of 198 images correctly as printed text and 7 incorrectly as handwritten text. Overall the classification model has an accuracy of about 96%.

C. Module-A pipeline Results

A mutli-line document is first fed to the segmentation module which breaks the document down to single line texts,

TABLE V
RESULTS OF SINGLE LINE HANDWRITTEN TEXT IMAGES

	Image 1
Ground Truth	Machine Learning is an idea to learn from examples
PP-OCR output	Mochint Leorning is on ideo to learn from exomples
Tr-OCR output	Machine learning is on idea to learn from examples

TABLE VI
RESULTS OF SINGLE LINE HANDWRITTEN TEXT IMAGES

	Image 2
Ground Truth	the shortest path between point A and B, we
PP-OCR output	Hhe Shortest poth between point A and B,We
Tr-OCR output	the shortest path between point A and B. see...

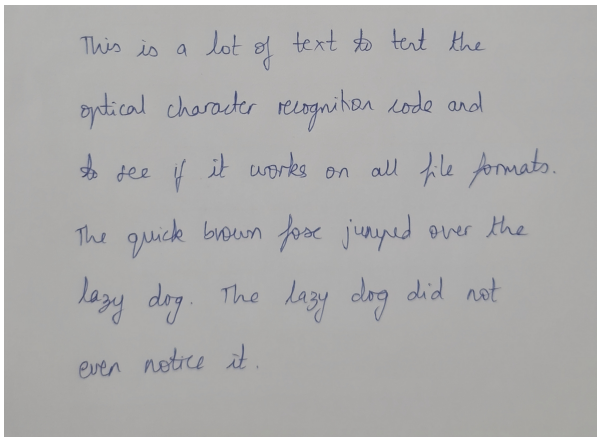


Fig. 7. Input document

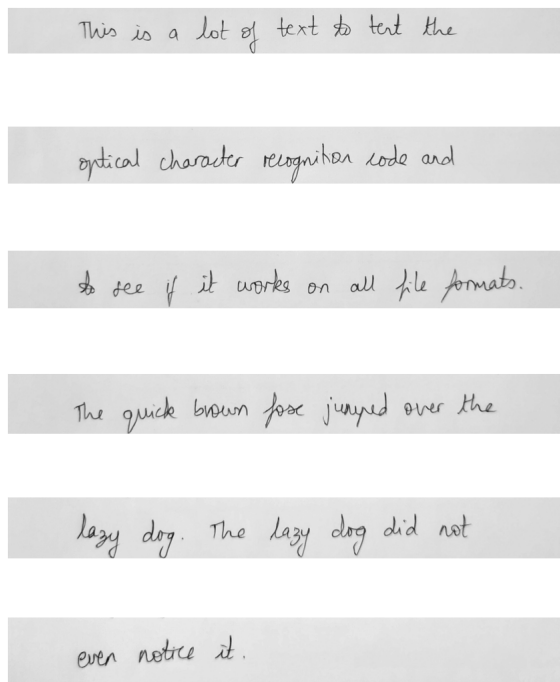


Fig. 8. Input document after segmentation

each line is then fed to the classification model which classifies it as handwritten or printed text. If it is handwritten text, the TrOCR model trained on handwritten text is used to perform OCR on it and if it is classified as printed text then the TrOCR model trained on printed text is used to perform OCR on it. The OCR output for each line is then clubbed and the output corresponding to the input document is obtained.

Figure 7 is an example of a handwritten document.

After segmenting it into individual lines we get we get Figure 8.

The classification model classifies each line correctly into printed text as show in Table VII.

We then perform OCR using TrOCR model pre-trained on handwritten text. Results obtained are shown in Table VIII. The CER for this example was 0.079 and WER was 0.2.

TABLE VII
RESULTS OF CLASSIFICATION OF INDIVIDUAL LINES OF THE INPUT DOCUMENT

Line No.	handwritten probability	printed probability	Classification
Line1	0.73	0.27	handwritten
Line2	0.71	0.29	handwritten
Line3	0.75	0.25	handwritten
Line4	0.77	0.23	handwritten
Line5	0.74	0.26	handwritten
Line6	0.55	0.45	handwritten

TABLE VIII
RESULTS OF OCR OF INDIVIDUAL LINES OF THE INPUT DOCUMENT

Line No.	TrOCR output	Ground Truth
Line1	This is a lot of text to test the	This is a lot of text to test the
Line2	political character recognition code and	optical character recognition code and
Line3	# to see if it works on all file formats.	to see if it works on all file formats.
Line4	# The quick brown face jumped over the	The quick brown fox jumped over the
Line5	" Lazy dog. The Lazy dog did not	lazy dog. The lazy dog did not
Line6	seven notice it.	even notice it.

Similarly we performed this pipeline over few more examples; both printed and handwritten. The average CER over all these examples is 0.103 and average WER is 0.274.

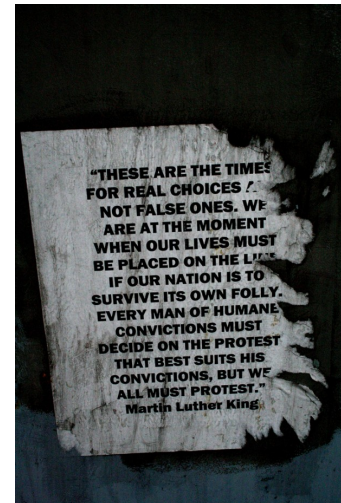


Fig. 9. Test 1: A sample one-line quote

OCR Output: THESE ARE THETIMES FORREALCHOICES NOT-FALSEONES.WE AREATTHE MOMENT WHEN OUR LIVES MUST BEPLACED ON THEL IFOUR NATIONISTO SURVIV NLP Output: THESE ARE THE TIMES FOR REAL CHOICES NOT FALSE ONES WE ARE AT THE MOMENT WHEN OUR LIVES MUST BE PLACED ON THE L I FOR NATION IS TO SURVIVE

Alpaca-LORA Output: These are the times for real choices not false ones. We are at the moment when our lives must be placed on the four nations to survive

D. Results after Post Processing

The figures 9 and 10 are two results of our pipeline revealing the Images of One Line Quotes, the OCR Output, and the Post-Processed output. The OCR Output for Fig.9 and Fig.10 shows how the spaces and spellings are corrected by the proposed pipeline. From Table:IX and Table:X, we can see that both the CER and WER on the datasets get reduced to a great extent.



Fig. 10. Test 2: A sample one-line quote
 OCR Output: Sleep is one of the great pleasures of life. Designing my hed linen line Seemed like a natural progression for me. Everyone loves getting into a bed made up with beautiful linen. I love Sewing. love tabrics,and I love sleeping 666im QUOTESTATS.COM
 NLP Output: sleep is one of the great pleasures of life Designing my he d linen line Seemed like a natural progression for me Everyone love
 Alpaca-LORA Output: Sleep is one of the great pleasures of life. Designing my hed linen line seemed like a natural progression for me. Everyone loves getting into a bed made up with beautiful linen. I love sewing. I love textiles, and I love sleeping.

TABLE IX
 POST PROCESSING METRICS SYNTHETIC OSCAR DATASET

Text Corpus	WER	CER
Baseline	0.455	0.124
Seq2SeqLM ByT5	0.128	0.059
Seq2SeqLM BART	0.062	0.013
Alpaca-LORA	0.045	0.005

TABLE X
 POST PROCESSING METRICS KAGGLE HANDWRITTEN DATASET

Model	WER	CER
OCR Output	0.363	0.169
TextBlob (Using Peter Norvig's Algorithm)	0.346	0.149
Symmetric Delete spelling correction algorithm(SymSpell)	0.308	0.135
Seq2SeqLM ByT5	0.242	0.093
Seq2SeqLM BART	0.192	0.088
Alpaca-LORA	0.135	0.023

IV. CONCLUSION

The evaluation of the two OCR models *viz.* PP-OCR and TrOCR over different datasets showed that TrOCR outperforms PP-OCR in all the datasets except the License plate dataset. A fine-tuning of the TrOCR is required on the License dataset to provide improved results, which can be considered as a future scope. Tr-OCR can be used for OCR of printed and handwritten texts as it gives better results in both cases. The line segmentation module works well for non-skewed documents. For skewed documents, another algorithm has to be developed for segmentation which can be considered as another future scope. Similarly, our OCR output Post Processing Pipeline effectively reduces the errors in the OCR Degraded text. This observation can be seen in our results, where for the first synthetically generated dataset, the WER of the OCR Output came down from 0.455 to 0.045, and the CER came down from 0.124 to 0.005. Similarly, on the Kaggle Single Line Dataset, the CER decreased from 0.169 to 0.023 and WER from 0.363 to 0.135.

ACKNOWLEDGEMENT

The authors like to thank the funds received from IITG Startup grant (xEEESUGIITG01349ANRD001) for the research.

REFERENCES

- [1] J. Liang, D. Doermann, and H. Li, "Camera-based analysis of text and documents: a survey," *International Journal of Document Analysis and Recognition (IJ DAR)*, vol. 7, pp. 84–104, 2005.
- [2] S. Bansal, M. Gupta, and A. K. Tyagi, "Building a character recognition system for vehicle applications," in *Advances in Decision Sciences, Image Processing, Security and Computer Vision: International Conference on Emerging Trends in Engineering (ICETE), Vol. 1*. Springer, 2020, pp. 161–168.
- [3] M. Li, T. Lv, L. Cui, Y. Lu, D. A. F. Florêncio, C. Zhang, Z. Li, and F. Wei, "Trocr: Transformer-based optical character recognition with pre-trained models," *CoRR*, vol. abs/2109.10282, 2021. [Online]. Available: <https://arxiv.org/abs/2109.10282>
- [4] Y. Du, C. Li, R. Guo, X. Yin, W. Liu, J. Zhou, Y. Bai, Z. Yu, Y. Yang, Q. Dang, and H. Wang, "PP-OCR: A practical ultra lightweight OCR system," *CoRR*, vol. abs/2009.09941, 2020. [Online]. Available: <https://arxiv.org/abs/2009.09941>
- [5] P. Norvig, "How to write a spelling corrector," *De: http://norvig.com/spell-correct.html*, 2007.
- [6] M. Lansley, S. Kapetanakis, and N. Polatidis, "Seader++ v2: detecting social engineering attacks using natural language processing and machine learning," in *2020 International Conference on Innovations in Intelligent Systems and Applications (INISTA)*. IEEE, 2020, pp. 1–6.
- [7] "Segmenting lines in handwritten documents using a* path planning algorithm," <https://muthu.co/segmenting-lines-in-handwritten-documents-using-a-path-planning-algorithm/>.
- [8] "Printed vs. handwritten text lines – automatically separated," <https://readcoop.eu/printed-vs-handwritten-text-lines-automatically-separated/>.
- [9] "Overview - born-digital images (web and email)," <https://rrc.cvc.uab.es/?ch=1&com=downloads>.
- [10] C. K. Ch'ng and C. S. Chan, "Total-text: A comprehensive dataset for scene text detection and recognition," in *2017 14th IAPR international conference on document analysis and recognition (ICDAR)*, vol. 1. IEEE, 2017, pp. 935–942.
- [11] "License plate characters - detection ocr," <https://www.kaggle.com/datasets/francescopettini/license-plate-characters-detection-ocr>.
- [12] "English handwritten line dataset," <https://www.kaggle.com/datasets/sushant097/english-handwritten-line-dataset>.
- [13] C. Raffel, N. Shazeer, A. Roberts, K. Lee, S. Narang, M. Matena, Y. Zhou, W. Li, and P. J. Liu, "Exploring the limits of transfer learning with a unified text-to-text transformer," *The Journal of Machine Learning Research*, vol. 21, no. 1, pp. 5485–5551, 2020.
- [14] L. Xue, A. Barua, N. Constant, R. Al-Rfou, S. Narang, M. Kale, A. Roberts, and C. Raffel, "Byt5: Towards a token-free future with pre-trained byte-to-byte models," *Transactions of the Association for Computational Linguistics*, vol. 10, pp. 291–306, 2022.
- [15] M. Lewis, Y. Liu, N. Goyal, M. Ghazvininejad, A. Mohamed, O. Levy, V. Stoyanov, and L. Zettlemoyer, "Bart: Denoising sequence-to-sequence pre-training for natural language generation, translation, and comprehension," *arXiv preprint arXiv:1910.13461*, 2019.
- [16] E. Ma, "Nlp augmentation," <https://github.com/makcedward/nlpaug>, 2019.
- [17] J. Abadji, P. Ortiz Suarez, L. Romary, and B. Sagot, "Towards a Cleaner Document-Oriented Multilingual Crawled Corpus," *arXiv e-prints*, p. arXiv:2201.06642, Jan. 2022.
- [18] S. T. Piantadosi, "Zipf's word frequency law in natural language: A critical review and future directions," *Psychonomic bulletin & review*, vol. 21, pp. 1112–1130, 2014.
- [19] [Online]. Available: <https://github.com/keredson/wordninja>