

# A Survey of Spiking Neural Network Accelerator on FPGA

Murat Isik 

## Abstract—

Due to the ability to implement customized topology, FPGA is increasingly used to deploy SNNs in both embedded and high-performance applications. In this paper, we survey state-of-the-art SNN implementations and their applications on FPGA. We collect the recent widely-used spiking neuron models, network structures, and signal encoding formats, followed by the enumeration of related hardware design schemes for FPGA-based SNN implementations. Compared with the previous surveys, this manuscript enumerates the application instances that applied the above-mentioned technical schemes in recent research. Based on that, we discuss the actual acceleration potential of implementing SNN on FPGA. According to our above discussion, the upcoming trends are discussed in this paper and give a guideline for further advancement in related subjects.

**Index Terms**—Neural Networks, Spiking Neural Network, FPGA Implementation, Hardware Accelerator, Survey.

## I. INTRODUCTION

**S**PIKING Neural Network (SNN) has been one of the most extensive research subjects in recent decades. Researchers successfully deployed the related instances in various application scenarios, such as speech recognition, biomedical analysis, and self-driving cars. SNNs are inspired by the biological neural system with the understanding of brain functionalities. The related works are more biologically plausible in both information transmission across neurons and internal neuron signal processing. Therefore, this technique causes a paradigm shift in the field of neural network research. The goal of SNNs is to develop a computational system modeling the behavior of real neurons. However, the complexities of the network model and corresponding computation requirements in SNN inference are rapidly increasing. The trade-off between hardware and power consumption and acceleration performance has become a research topic of importance. This leads to an actual requirement for customized hardware accelerators to achieve higher computing/power efficiency, especially for embedded and lightweight applications. Recent research shows that SNNs have the following excellent hardware implementation features: SNNs communicate across neurons using spikes, which are equivalent to a single bit in terms of logic resources and decrease the logic occupation. Therefore, *Field Programmable*

*Gate Arrays* (FPGAs) become a potential hardware platform for SNN acceleration, based on its features of logic reconfigurability, high power efficiency, and support of computing parallelization and bit-level operations.

Recent research has deployed SNNs on different platforms, such as *Central Processing Units* (CPUs), *Graphics Processing Units* (GPUs) and *Application-Specific Integrated Circuits* (ASICs). However, due to the restricted memory bandwidth, SNNs on CPU/GPU consume high power overhead with limited throughput [1], [2]. To achieve the best performance and energy efficiency, many researchers have focused on building custom ASICs for accelerating network inference workloads. Despite being an attractive solution, ASICs cannot offer sufficient flexibility to accommodate the rapid evolution of *Neural Network* (NN) models. The emergence of new types of layers within NN, including branching, elementwise addition, and batch normalization layers, has been seen in more recent models that require flexibility. Further, the high *Non-Recurring Engineering* (NRE) cost and time for design, verification, and fabrication of a large ASIC chip make it difficult to keep pace with the rapid model improvements in this space [3]. Consequently, FPGAs serve as configurable tools, facilitating the creation of unique logic, which may mitigate the limitations on the execution of neural networks. As an outcome, due to the apparent benefits of the SNN on hardware implementation, one of the current research hotspots is the development of hardware systems supporting SNN inference based on FPGA to achieve high throughput and power efficiency [4].

### A. Contributions of Our Survey

In this manuscript, we survey the upcoming techniques of FPGA-based SNN accelerators and its application instance in various scenarios. The major contributions of our survey are as follows:

- We categorize the widely-used spiking neuron models, spiking signal format, currently explored SNNs, SNN training tools, etc.
- Based on the above-mentioned background, we survey the feasible techniques for hardware design of SNN accelerator on FPGA and analyze the difficulties in the implementation, including accelerator architectures, optimization, and upcoming solutions.
- We enumerated the related application-based SNN acceleration on FPGA.
- We examine the research trends and optimization directions in developing FPGA-based SNN accelerators based on the above works.

Manuscript created June 2023; This work was developed by the IEEE Publication Technology Department. This work is distributed under the L<sup>A</sup>T<sub>E</sub>X Project Public License (LPPL) (<http://www.latex-project.org/>) version 1.3. A copy of the LPPL, version 1.3, is included in the base L<sup>A</sup>T<sub>E</sub>X documentation of all distributions of L<sup>A</sup>T<sub>E</sub>X released 2003/12/01 or later. The opinions expressed here are entirely that of the author. No warranty is expressed or implied. User assumes all risk.

Murat Isik is with Stanford University, 94305 Stanford, CA, United States of America [mrtisik@stanford.edu](mailto:mrtisik@stanford.edu)

arXiv:2307.03910v1 [cs.AR] 8 Jul 2023

## B. Organization

This manuscript is structured as following **Section II** introduces the technology background of *Spiking Neural Networks*. **Section III** discusses the popular implementations and solutions for SNN accelerators on FPGA in recent works. **Section IV** briefly emulates the previous FPGA applications in different scenarios based on SNN. **Section V** analyzes the trend of further work and upcoming research for the SNN accelerator on FPGA. **Section VI** concludes the survey.

## II. BACKGROUND

### A. Coding Formats of Spiking Signals

In recent artificial intelligence research, spiking neural networks have become a state-of-the-art topic for further modeling the working principle of bio-neural systems. Therefore, the input data need to be encoded into a spiking signal format. For instance, Figure 1 shows five most popular spiking coding formats in recent research [5], [6]:

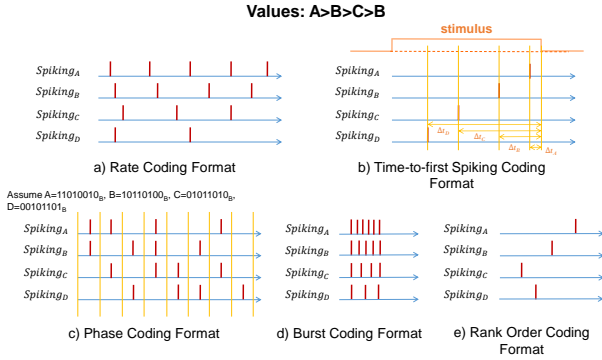


Fig. 1. Five popular spiking coding formats

- **Rate Coding Format:** Rate coding is the most widely-used format in related works. This format converts the input value to a Poisson spiking train with the corresponding fire rate. As shown in Figure 1a, larger input can be represented as the spiking train with a higher fire rate.
- **Time-to-first Spiking Coding Format:** *Time-to-first Spiking Coding* is a kind of temporal coding method. Instead of using fire rate to represent different input values, Time-to-first coding applies the fire latency in a stimulus duration to convert data as a spike. As shown in Figure 1b, the spike of larger input will be fired earlier. Compared with the rate coding format, time-to-first coding only requires a single spike; data information will be encoded in the temporal latency.
- **Phase Coding Format:** Above two coding methods need a conversion between data value and fire rate/latency. Different conversion solutions will influence the encoded spike trains. As shown in Figure 1c, work [7] explored another spiking encoding method that directly converts the binary format of input value as the spike train. The weight spike in this work will represent the significance of each input bit.
- **Burst Coding Format:** To reduce the transmission duration of spiking signal, work [8][9] explored a burst

transmission encoding method as shown in Figure 1d. This method encodes the input value as the number of spikes and the inter-spike interval (ISI) in the burst. More intensive spikes in burst represent a larger input.

- **Rank Order Coding Format:** Figure 1d shows the scheme of *Rank Order Coding* [10]. Instead of applying the spikes latency in stimulus to encode the inputs like *Time-to-first Spiking Coding* scheme, this encoding method encodes the input information as the spikes fire order ignoring the fire latency. Therefore, for  $N$  pre-neurons, their outputs can be encoded as  $2^N$  different data.

### B. Spiking Neuron Modelling and the Differences with Classic ANN Neuron

1) **Spiking Neuron Modelling:** A bio-inspired artificial intelligence technology called SNN has become a state-of-the-art technology in recent years. Therefore, the implementations of spiking neurons also mimic the actual natural neural cells. Based on the cell structure modelling, there are three widely-explored spiking neuron models on FPGA accelerator implementations: i) *Hodgkin-Huxley (HH) Model* [11], ii) *Izhikevich Model* [12], iii) *Leaky Integrate-and-Fire Model (LIF)* [13][14].

- **Hodgkin-Huxley (HH) Model:** This model simplified the neural cell structure as a RC circuit model as shown in Figure 2.

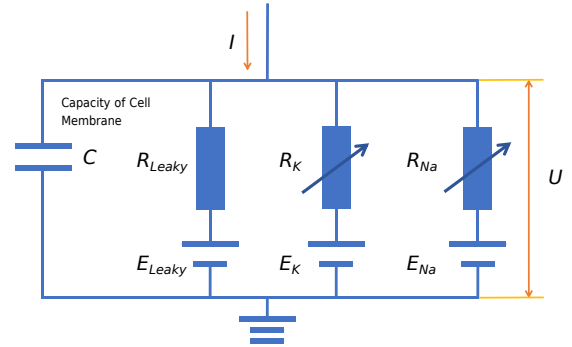


Fig. 2. RC Circuit Modelling of Hodgkin-Huxley Spiking Neuron Model

In this model,  $C$  represents the capacity of the cell membrane.  $R_K$  and  $R_{Na}$  mimic the sodium and potassium ion channels in neurons.  $R_{Leaky}$  simulates the leaky channel to lose the charge in the membrane. Therefore, Equation 1

$$\begin{aligned}
 I(t) &= I_C(t) + I_K(t) + I_{Na}(t) + I_{Leaky}(t) \\
 \Rightarrow C \frac{dU}{dt} &= I(t) - I_K(t) - I_{Na}(t) - I_{Leaky}(t) \quad (1)
 \end{aligned}$$

Because the conductance of ion channels in this model is simulated as the function of time and voltage, Equation 1 will be rewritten as:

$$\begin{aligned}
 I(t) &= C \frac{dU}{dt} + g_K n(t, U)^4 \cdot (U - U_K) \\
 &\quad + g_{Na} m(t, U)^3 h(t, U) \cdot (U - U_{Na}) \\
 &\quad + g_{Leaky}(t) \cdot (U - U_K) \\
 \begin{cases} \frac{dn(t, U)}{dt} = \alpha_n(U) \cdot (1 - n(t, U)) - \beta_n(U) \cdot n(t, U) \\ \frac{dm(t, U)}{dt} = \alpha_m(U) \cdot (1 - m(t, U)) - \beta_m(U) \cdot m(t, U) \\ \frac{dh(t, U)}{dt} = \alpha_h(U) \cdot (1 - h(t, U)) - \beta_h(U) \cdot h(t, U) \end{cases} \\
 \begin{cases} \alpha_i(U) = p_\infty(U) / \tau_p \\ \beta_i(U) = (1 - p_\infty(U)) / \tau_p \end{cases}
 \end{aligned} \tag{2}$$

In Equation 2,  $n$ ,  $m$ , and  $h$  are the conductance parameters for sodium and potassium ion channels,  $p$  represent the steady state values for activation.

- **Izhikevich Model:** Considering the parameters and complex computing in Equation 2, work [12] simplified the HH model based on bifurcation methodologies as Equation 3 to reduce the number of parameters.

$$\begin{aligned}
 v' &= 0.04v^2 + 5v + 140 - u + I \\
 u' &= a(bv - u) \\
 \text{if } v &\geq 30mV, \text{ then } \begin{cases} v \leftarrow c \\ u \leftarrow u + d \end{cases}
 \end{aligned} \tag{3}$$

In Equation 3,  $v$  implies the membrane potential (input).  $u$  means recover parameter.  $a$  means how fast the membrane potential recovers, the typical value is 0.02.  $b$  means the responsibility between  $u$  and input  $v$ , typical value is 0.2.  $c$  means the reset potential after spiking, the typical value is  $-65mV$ .  $d$  means the increase value of  $u$  after reset, typical value is  $2mV$  [15].

- **Leaky Integrate-and-Fire Model:**

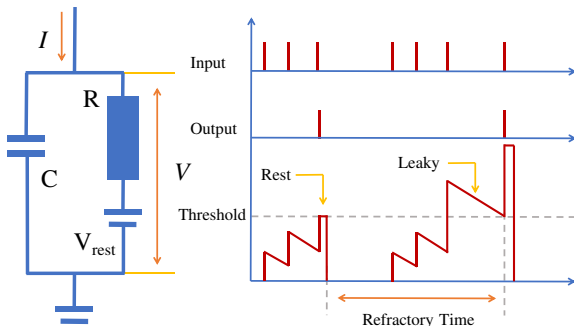


Fig. 3. RC Circuit Modelling of Leaky Integrate-and-Fire Spiking Neuron Model

To further simplify the spiking neuron model, authors in [13], [14] discussed the simplification of the HH model as *Leaky Integrate-and-Fire* (LIF) model, which has been the most widely-used model in recent research. As shown in Figure 3, LIF further simplified the HH model, the RC modeling formula is Equation 4:

$$C \frac{dU}{dt} = I(t) - \frac{V - V_{rest}}{R} \tag{4}$$

2) **Brief introduction of SNN Neurons hardware implementation:** Figure 4 shows the structure of neuron processing elements in SNNs hardware implementation. For SNN, when networks apply different neuron models and signal encoding schemes, the structures of neuron processing elements will be different. For instance, in the implementations based on LIF model and rate coding schemes, the neurons can consist of the following submodules: 1) *Multiplier*, 2) *Accumulator*, 3) *Thresholds*, and 4) *Spiking Encoder*:

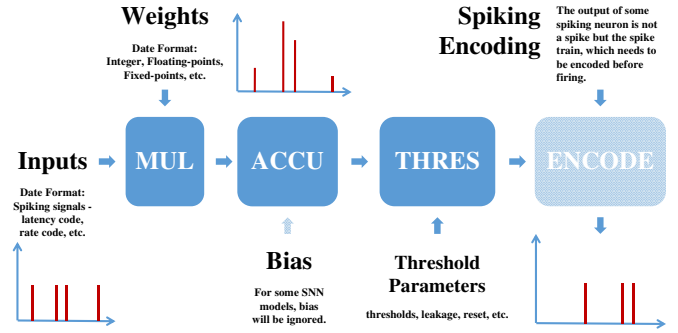


Fig. 4. Neuron Structure of Spiking Neural Networks

- **Multiplier** and **Accumulator** compute the product sum of weighted spikes based on different data formats. However, storing network weights consumes a large number of on-chip memory resource on FPGA. Considering the limitation of hardware resources, in addition to the common floating-point and fixed-point formats, some low-precision data formats are widely explored in recent research, such as i) *Quantization*, ii) *Binarization*, iii) *Approximation Computation*, and iv) *Posit-floating Computation*:

The authors of *Q-SpiNN* [16] and work [17] implemented a *Quantized Spiking Neural Network* (QSNN) framework to reduce the memory consumption of network weights based on the low-precision integer scheme. Moreover, work *BS4NN* [18] and work [19] further reduced the weight precision to the *Binarized Spiking Neural Network* (BSNN). Work *AxSNN* [20] explored the application of approximation computation on SNN. The authors of [21] researched the possibility of applying *Posit*-floating computation [22], [23] on FPGA-based SNN accelerators.

- **Thresholds and Spiking Encoding:** As shown in Figure 4, the parameters of thresholds will be the leaky rate, refractory time, fire thresholds, etc. For some coding schemes, such as *Phase Coding*, the encoding module will be necessary. More technique details about the spiking neuron implementation will be discussed in Section III.

### C. SNN Model Training and Conversion Tools

The simulation and evaluation of SNN accelerator implementations on FPGA require trained models. However,

because of the difference between SNN and classic ANN, SNN training is still a challenge in recent research and limits the application of SNNs. Some upcoming toolkits support the SNN model generation-based conversion from trained ANN models or directly SNN training.

1) *ANN Model Conversion*: Because of the difficulties in synaptic weight learning on SNN training, some works explored the solution that converts an ANN model to SNN. *Spiking Neural Network Conversion Toolbox* [24] implemented one python-based conversion tool from ANN to SNN supporting various ANN training libraries, such as *Keras*, *PyTorch*, *Caffe*, etc. It also supports the SNN model export for evaluation based on SNN simulation tools, like *pyNN* [25], *Brain2* [26], *sPyNNaker* [27], etc.

2) *SNN Model Training*: Compared with the ANN conversion, direct training of SNN can achieve higher accuracy. Some researchers explored the related SNN training algorithms [28], [29], [30]. Based on previous works, *snnTorch* [31] implemented a PyTorch-based SNN training acceleration library. This library supports the training of *Spiking Convolution Neural Network* (SCNN) and *Spiking Long-Short Term Memory Network* (SLSTM) based on the LIF neuron model and rate/latency coding. The training based on this work can also be accelerated by applying the GPU platform through PyTorch.

### III. TECHNIQUES

#### A. Topology Conversion

Spiking neural networks are biologically inspired *Artificial Neural Networks* (ANN), which are more power-efficient, but the discrete nature of the spikes makes it difficult to train an SNN. Thus, much work has been done to convert the topology of a trained network from ANN or CNN to SNN while copying the trained weights and adjusting the spiking threshold potential in SNN. In one such work [32], Deng et al. analyze the ANN to SNN conversion error and propose a method to transfer weights with no loss of accuracy. The authors modify the ReLU function on the source ANN by thresholding the maximum activation and reducing the simulation time to 1/10th of a typical SNN simulation time. Followed by a shifting operation to balance the output frequency is termed as the threshold balancing mechanism [33].

The ANN-SNN conversion techniques have managed to achieve deeper architectures but most of these techniques are based on the assumption that spike patterns of SNN a time-sampled ANN. Thus, the temporal properties of SNN are ignored. Some training algorithms like *Backpropagation Through Time* (BPPT) could solve this by training through time but it introduces vanishing gradients. Samadzadeh et al. in [34] instead initialize the weights with non-spiking training data. For the first few epochs, the SNN is trained like an ANN where the output activation function is changed to leaky ReLU. After which the activation function is modeled as a step function with the LIF neuron. By utilizing the skip connections in *ResNet* architecture a *Spiking ResNet* (STS-ResNet) architecture is proposed for testing the conversion accuracy and temporal feature extraction on *CIFAR10-DVS*, *NMNI* and *DVS-Gesture*.

The spatial and temporal properties of the SNN can be preserved to a greater extent with the use of recurrent convolution SNN. A sampling window in recurrent architecture captures the temporal correlations in event-based sequences. In [35], Xing et al. use a supervised *Spike Layer Error Reassignment* (SLAYER) training mechanism for ANN-SNN conversion. The SCRNN architecture is a combination of single SCRNN cells that process input sequences separately to maintain the temporal dimension. The spatial complexity is handled with decomposed input processed in cells at every time step. Each SCRNN cell accepts an input feature map, a fused feature map of previous states, and an output feature map of the current input. Thus, the network was made recurrent and evaluated on the *Dynamic Vision Sensor* (DVS) gesture dataset, achieving an accuracy of 96.59% for a 10-class gesture recognition task.

The elimination of all matrix multiplications in SNN makes them more energy-efficient than CNN. In [36], Wu et al. develop a unified framework that supports weight normalization, threshold balancing and an *Explicit Current Control* (ECC) method that controls the number of spikes passed to the SNN and reduces the residual membrane potential. The residual current in the neurons causes accuracy loss for shorter inference. The ECC also enables the conversion of *Batch Normalization* (BN) layer that many of the recent works fail to include. The role of the BN layer is to normalize the previous layer's output, which accelerates the CNN's convergence. This is implemented in the conversion by a numerical constant dependent on the training platform that updates the weight and bias to a normalized version of the same.

#### B. Neuron models on FPGA

A biological neuron can be implemented in either of the neuron models as discussed in section II. In [37], Juneeth et al. develop a spiking neuron model of *Hodgkin-Huxley* on an FPGA. The hardware architecture is based on a series of adder and multiplier blocks to implement the first-order differential equations in Verilog on *Xilinx Virtex-5*. Each of the neuron parameters is represented in a fixed point with chosen bit lengths. However, the physical justification for the bit optimization strategies is inconsistent. The use of multiplier blocks increases the number of LUTs and eventually, power consumption.

On the contrary, in [38], Farzin et al. propose a multiplier-less *Hodgkin-Huxley* model. The model approximates hyperbolic functions as piece-wise linear terms implement all multiply operations as logical shifts and adds. This is made possible with equations modified to power-2-based functions. Considering the high accuracy of a HH neuron, a multiplier-less design furthermore reduces the operational cost and increases the frequency.

Two simplified two-dimensional versions of the HH neuron model are the *FitzHugh-Nagumo* and *Morris-Lecar* neuron models [39]. In [40], Nouri et al. investigate the *FitzHugh-Nagumo* neuron model in terms of its digital implementation feasibility and computation overhead. The model is a cubical approximation with no auxiliary reset equations. The area and power numbers of the proposed design with *Euler* discretization are lower than a HH model apparatus. In [41], Mellal et



al. study the behavior of the Morris-Lecar neuronal model on a *Xilinx Zynq UltraScale+* board. The simulated and hardware results of the original and discrete implementations have a high correlation.

One of the basic building blocks of the human body is the *Central Nervous System* comprised of neurons, synapses, and glial cells. In [42], Abdulaziz et al. evaluate a model based on its complexity and hardware resources required to realize it on an FPGA. The two-neuron coupled *Izhikevich* model while satisfying the above parameters regenerates all the different dynamics of the human brain. The authors use a LUT-based approach to the quadratic equations instead of an approximation technique to replace the non-linear terms. As the size of the LUT increases to 1000 points the model becomes closer to the mathematical equations.

Another unique technique involving the *Izhikevich* neuron model is discussed in [43]. According to the authors, the *Izhikevich* neuron is practically more suitable for electrical realization due to its chaotic behavior. A modified version of the model is compared with the original coupled neuron dynamics through numerical simulations and FPGA device demonstration. The modified model has a longer processing time (2 clock cycles) but with no multiplier usage. This design characteristic has significantly reduced the utilization number while maintaining the accuracy of the model. Along with the spinal network these neuron models have been altered for use. In [44], Niu et al. the motoneurons in the motor nervous system are emulated with the *Izhikevich* model on an FPGA to analyze pediatric neurological diseases.

In [45], Panchapakesan et al. proposed a novel synchronous SNN execution divided into layers for each input, hidden, and output layers. The input is executed layer-by-layer as shown in Figure 5 synchronously to avoid frequent off-chip memory communication. Further, the internal parameters like membrane potential can be immediately used, reducing the on-chip resources utilized. Each layer is composed of modules that implement the functionality of integrating and fire neuron structure as discussed in section II. Such layer network depiction can also be observed in [46]. Khodamoradi et al. propose a streaming SNN accelerator architecture that utilizes the concept of layer modules for generating output spikes. However, this architecture is made more specific to edge devices with sparse input data. Highly sparse events can still utilize significant memory to store null information. This is mitigated with the use of binary tensors as input buffers.

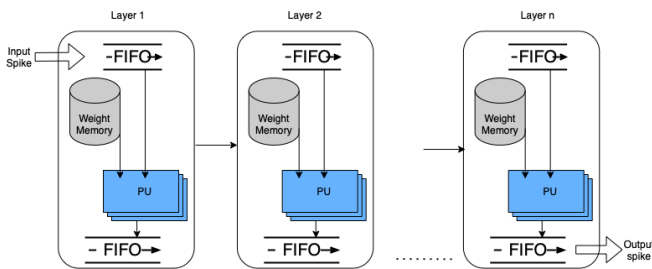


Fig. 5. Layer-by-layer architecture with LIF neuron in Processing Unit (PU).

The hardware layer network is also observed in [47] where

Fang focuses their work to retain the temporal information in a sequence of spikes in the architecture. The leaky integrate and fire neuron-based hardware avails a series of *Infinite Impulse Response* (IIR) filters to represent SNN. The time-encoded spikes provide the time information to interpret neurons as filters. Further, the suggested model incorporates synapse dynamics adding flexibility to the system. Each layer has a processing element that updates the neuron and synapse state variables. An optimized framework of end-to-end neuromorphic systems is described with reduced inference latency. The results compared to a CPU has better performance metrics.

Additionally, the LIF model has been holistically modified to several other forms. In [48], Heidarpour et al present a *CORDIC* implementation of an *Adaptive exponential integrate and fire* (AdEx) neuron model. The primary difference to Equation 4 is that the potential difference integrates exponentially in the current equation. In a biological neuron, the increase in action potential with an input spike is non-linear. Thus, non-linear LIF neuron models depict the biological behavior rather closely although the implementation cost of non-linear behavior on hardware is always higher. The authors in [48] discretized the differential equations explicitly with the Euler method and implement it on a *Xilinx Spartan 6* using simple add and shift operations only. Similarly, in [49], Basham et al demonstrate a *quadratic integrate and fire* (QIF) neuron model where the current equation integrates the square of potential difference. The design utilizes a fixed-point multiplier to evaluate the square of the voltage.

Lastly, in [50], Nallathambi et al instrument a probabilistic integrate and fire neuron model. In a deterministic approach when a neuron  $i$  spikes, the applied weight of the postsynaptic neuron is  $w_{ij}$ . For a set of  $N_i$  spikes with a probability of  $p_{ij}$  the new weight updates to  $N_i \times p_{ij} \times w_{ij}$ . In stochastic processing, the number of memory fetches can be reduced significantly. By sorting the synaptic weights the authors report a reduction of 90% off-chip memory accesses.

### C. Optimization techniques

*Spiking Neural Networks* can be divided in two different categories of optimization strategies. One, to make more biologically plausible neural models with better plasticity and second, to devise tuning algorithms that can transcend performance. More plasticity is accomplished with a trainable spiking network. Backpropagation is one such learning mechanism that has shown significant accuracy in ANN but it is not realizable for a biological spiking network. Thus, much work has been done to create the equivalent spiking backpropagation.

1) *Training SNN*: Training deep spiking Neural networks have shown a great requirement for optimized gradient-based approaches. One of the reasons for facing difficulty in achieving deeper DNN is its complex *Spatio-Temporal Dynamics*. *Converting ANN to SNN* and *Backpropagation with Surrogate Gradient* are two ways to get deep SNN. Converted SNNs need a longer training time for similar precision as ANN. Most popularly, *Backpropagation Through Time* (BPTT) is implemented by unfolding the gradient over a simulation time.

In [51], Fang et al propose *Spike-Element-wise* (SEW) *ResNet* to resolve exploding gradient with identity mapping. In *Spiking ResNet*, the adaptation of residual learning from *ResNet*, the ReLU activation block is replaced by spiking neurons which is incapable to replicate the identity mapping for all neuron models. However, in *SEW ResNet* element-wise function "g" facilitates identity mapping. When "g" is chosen to be an ADD function it avoids the infinite outputs problem by restricting the output.

Apart from a purely algorithmic perspective of improvement in spiking realizable Backpropagation, some work has been done by Shrestha et al to develop a biologically plausible algorithm that can fit the constraints of neuromorphic hardware. In [52], the authors have shown in-hardware supervised learning demonstrated on *Intel's Loihi* chip. The supervised learning is based on *Error modulated Spike-Timing Dependent Plasticity* (EMSTDP) with *Direct Feedback Alignment* (DFA) that reduces the number of neuron updates in the feedback path. The hardware realization of the algorithm is designed by creating two replicas of the same neuron with each of them functional in feed-forward and feedback paths respectively.

Further in [53], Heidarpur et al propose on-FPGA online STDP. Based on *CORDIC* an iterative algorithm all hyperbolic and exponential functions can be implemented with shift and addition operations. A *Izhikevich* neuron behaviour was replicated with qualitative error analysis between the *CORDIC* model compared to the original model of operation to achieve maximum precision. The proposed algorithm is tested for a two-layer network of 21 neurons with one output neuron. To demonstrate STDP learning on *Xilinx Spartan-6* FPGA, all the exponential terms were approximated with a negative power of 2 terms which can be synthesized in fast and low-cost hardware.

In STDP the weight update depends on the timing difference between the presynaptic and postsynaptic neuron pair. On the other hand, *Triplet STDP* (TSTDP) considers three consecutive spikes, one presynaptic and two post synaptic spikes for potentiation and depression respectively. In [54], Gomar et al could reproduce the learning curve by approximating the two variable TSTDP equations to one variable piecewise linear term where exponentials are converted to base-2 functions. The discrete values of the lines are stored in LUT memory whose size is optimized as per the design. The design is driven through a *Finite State Machine* (FSM) of 4 states with 2 states representing the Learning unit of the system. Compared to the LUT model this model is less accurate but consumes less than 1% on-chip resources.

So far we have discussed *Hebbian* learning applications, however, in [55], Liu et al explored non-Hebbian on-chip learning IP on recurrent SNN. The *Liquid State Machine* (LSM) based recurrent SNN consists of a reservoir which maps the input pattern to a multi-dimensional response in the reservoir. The output of the reservoir is then passed to the readout layer. The focus of this work is to develop learning rules with *SpiKL-IP* algorithm based on neural plasticity. *SpiKL* is a *Intrinsic Plasticity* (IP) rule whose key idea is to maximize the input to output information transfer. The algorithm is modified to reduce the complexity of hardware

implementation with LUTs and series expansion techniques. Moreover, the LIF neuron model is discretized to surpass differential equations. Compared to baseline LSM the current model has outperformed by 8% for speech recognition *TIMIT* dataset. Although a hardware resource utilization trade-off with extra energy overhead could be observed.

2) *Tuning SNN*: Since SNN architectures are resource-constrained, compression methods like pruning are an essential optimization to tune the performance. Nonetheless, most of the pruning approaches are ANN-specific and not compatible with SNN. This factor lingers the performance of a pruned SNN. In [56], Chen et al formulate a learning algorithm of connectivity and weight that defines gradient as a different parameter called *Gradient Rewiring* (Grad R). The combined learning and pruning algorithm change the synaptic connections based on the synaptic gradient parameter introduced. The algorithm is evaluated on *MNIST* and *CIFAR-10* datasets with a maximum of 73% connectivity. Although the techniques discussed in this section are the new frontiers of SNN optimization innovation, most of them have not made their way to a physical hardware implementation.

#### D. Technique Discussion

The design and implementation of deep learning algorithms, particularly SNN hardware implementation, has been a hot topic during the previous decade [57]. SNN is hungry for computing power. Because of the rapid improvements in integrated circuit technology, it is now feasible to build high-performance chips at a low cost and with efficient energy consumption. This allowed for the deployment of inference at the edge. Along with, SNN can be executed on any device with adequate capability. There are some examples: i) CPUs, ii) GPUs, iii) FPGAs, iv) ASICs. Diverse technologies have a different throughput, performance, design flexibility, and power efficiency.

Firstly, we partially consider traditional computing platforms to provide a comparison overview of the latest SNN accelerators targeting low-power and high-performance. As depicted in Table I, after developing circuits for edge computing, energy and performance efficiency are the most important criteria to consider. CPUs [47][58] are the most adaptable gadgets, and as such, have the lowest performance and energy efficiency.

Furthermore, ASICs [59], [60], [61], [62], [63] provide the highest performance and energy efficiency, but with very little flexibility attainable primarily by additional hardware logic. It has reached a peak performance of  $100\text{Kimg/sec}$  and  $7.89\text{TOPS/W}$  mean that are very energy efficient. ASIC circuits are specifically built for neural networks to improve performance and power efficiency.

Modern GPUs incorporate single-precision computation modules capable of performing several half-precision floating-point calculations. Thus, they seem to be the perfect basis for both learning and prediction. However, due to their multi-core structure, GPUs present a challenge with high power usage. Studies [47], [58] have shown power consumption figures markedly higher than those for FPGAs.

TABLE I  
SNN ON DIFFERENT HETEROGENEOUS DEVICES

Work	Platform	Operation Frequency	Power	Technology	Throughput	Scaled Efficiency
Park et al. [59]	ASIC LP CMOS	20MHz	23.6mW	65nm	100Kimg/sec	7.89TOPS/W
Buhler et al. [60]	ASIC CMOS	250MHz	87mW	40nm	1778Mpixel/sec	3.43TOPS/W
Kim et al. [61]	ASIC CMOS	40MHz	3.65mW	65nm	640Mpixel/sec	0.175TOPS/W
Chen et al. [62]	ASIC FinFET CMOS	110MHz	46.6W	10nm	-	0.110TOPS/W
Cho et al. [63]	ASIC CMOS	105MHz	94mW	40nm	440Mpixel/sec	0.083TOPS/W
Yang et al. [64]	FPGA Stratix-III	100MHz	10.5W	65nm	-	-
Pani et al. [65]	FPGA Zynq-7	100MHz	8.5W	40nm	-	0.290GOPS/W
Han et al. [66]	FPGA Zynq-7	200MHz	0.40W	28nm	161frame/sec	16.80GOPS/W
Liu et al. [67]	FPGA Kintex-7	200MHz	0.53W	28nm	208frame/sec	27.85GOPS/W
Ma et al. [68]	FPGA Spartan-6	75MHz	6.3mW	45nm	208frame/sec	27.85GOPS/W
Li et al. [69]	FPGA Virtex-7	100MHz	0.50W	28nm	317image/sec	2.08GOPS/W
Carpegna et al. [70]	FPGA Artix-7	100MHz	-	28nm	465image/sec	-
Ju et al. [58]	FPGA ZCU-102	150MHz	4.6W	16nm	164frame/sec	4.66GOPS/W
	CPU I7-6700k	4.0GHz	54W	14nm	4frame/sec	1.03GOPS/W
	GPU GTX 1080	1.6GHz	100W	16nm	162frame/sec	0.061GOPS/W
Fang et al. [47]	FPGA ZCU-102	125MHz	4.5W	16nm	2124image/sec	6.92GOPS/W
	CPU i9-9900K	3.7GHz	58.1W	14nm	100frame/sec	2.18GOPS/W
	GPU AGX Xavier	1.3GHz	14W	12nm	211frame/sec	1.67GOPS/W

FPGAs combine hardware and software (processing) in a single device, where software ensures programmability and hardware is utilized to implement specialized accelerators. GPUs have the higher performance among programmable or configurable devices and are less expensive than FPGAs.

Researchers have demonstrated that FPGAs may efficiently implement Spiking Neural Networks (SNN) in both hardware and software/hardware contexts [64], [65], [66], [67], [58], [47], [68], [69], [70]. They showed that their FPGA-based design had the highest performance of 2124 frame/sec and the lowest power of 0.40W. This corresponds to an energy efficiency of 16.80mOPs/W. The same platform may then be upgraded with an SNN without any board modifications just by reconfiguring the device.

In this section, key ideas for SNN implementation in equipment are shown, along with a comparison to different techniques in Table II. The table combines the most important information received from the available sources from among the numerous structures specified from now on. Without being exhaustive, this chart allows for a quick representation of the show status of the advanced systems.

This work [76], the usage of the *NeuroFlow* which FPGA architecture for SNN that was suggested approach aims for a real-time execution time of 0.1ms. *NeuroFlow* may be further reduced by adjusting the size of the arrangement or guessing on the network within this architecture. Moreover, the huge quantity of simulated neurons made available by *NeuroFlow* may be achieved using six FPGAs in a toroidal network design. The configuration restricts the number of synapses to a range of 1,000–10,000, where the chance of connection is based on a Gaussian probability of synaptic disconnection, with a standard deviation varying from 32 to 512. In this spectrum, a direct comparison might be challenging and potentially unfair to other SNN models. Another approach in this direction has been implemented by Han [66], which highlights crossover upgrade algorithms that integrate the points of interest of current algorithms to improve equipment planning and execution. Thus, this design, capacitively supports 16 384 neurons and 16.8 million synapses but uses fewer hardware resources and has a very low power consumption (0.477W) and the performance for processing neuron activation events is 6.72ms. For a modest to large scale SNNs on sophisticated equipment should be computationally simple and simultaneously capable of communicating to the large range of termination patterns displayed by various organic neurons. For this reason, several designs employ simpler custom neural models [71], and much more with the LIF model [73], [72].

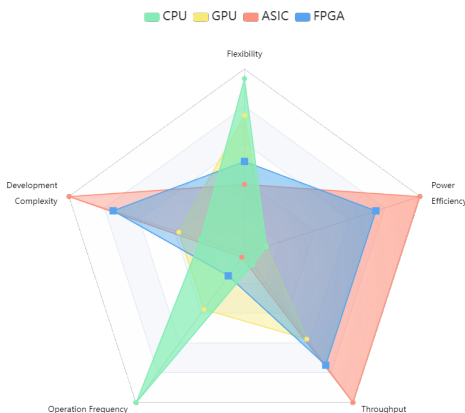


Fig. 6. SNN on Different Heterogeneous Devices

TABLE II  
DIFFERENT SNN MODELS ON FPGA

Work	Model	Time Resolution	Neurons / Core	Synapses / Neurons	Resources (FF, LUTs)	
Upegui et al. [71]	Custom	1.0ms	30	30	100,	100
Pearson et al. [72]	LIF	0.5ms	1120	$\approx 912/112$	-	-
Cassidy et al. [73]	LIF	320.0 ns	51	128	146,	230
Han et al. [66]	LIF	6.7ms	16.384	$\approx 1.025 \times 10^3$	5381,	7309
Thomas et al. [74]	IZ	10.0 $\mu$ s	1024	1024	39,	19
Ambroise et al. [75]	IZ	1.0ms	117	117	8,	17
Cheung et al. [76]	IZ	1.0ms	98.000	1.000 - 10.000	-	-
Pani et al. [65]	IZ	0.1ms	1440	1.440	37,	39
Gupta et al. [77]	Simplified LIF	1.0ms	800	12.544	29,	70
Li et al [69]	LIF	-	1094	162	-	-
Asgari et al [78]	LIF	45.6 $\mu$ s	16	7	5090,	34648
Fang H et al [79]	LIF	1.0ms	984	1.59	-,	57600
Ma et al. [68]	LIF	160s	1794	360	4705,	11489
Carpegna et al [70]	LIF	21.5ms	1384	226	26853 ,	29145
Liu et al. [67]	LIF	7.5ms	16.384	$\approx 1.025 \times 10^3$	30417,	46371

Spikes collection is performed at 32bits to maintain as much accuracy as conceivable. In [75], the authors demonstrate a comparable technique capable of simulating up to 167 neurons. In comparison to the one suggested, due to increased information exactness and synaptic current preparation which is more sophisticated to a certain degree such a task employs a greater number of assets. The FPGA architectures by [74] and [65] simulate a fully-connected network of 1024 neurons, 1440 neurons, based on the biologically plausible *Izhikevich* spiking model. The reported time resolutions are 10.0  $\mu$ s and 0.1ms. These implementations have low latency, despite the fact that simplified resource utilization is employed for it. An alternate notable design is that by Gupta et al. [77], which offers a simulation of a simpler and more computationally efficient model using FPGA infrastructure. This was engineered to leverage the sparsity of the network and generate each time unit corresponding to network activities. A network comprising 784 input and 16 output neurons, along with 12,544 synapses, was realized on hardware, thereby facilitating the creation of a hardware accelerator with minimal resource consumption.

In another study by Liu et al. [67], a neuron computing module was used, designed to replicate both *LIF* and *Izhikevich* neurons using the concurrent spike caching and scheduling strategy while simulating 16,384 neurons and 16.8 million synapses. They structured two distinct three-layer SNN networks applied for recognition tasks on the suggested platform. The employment of Slice LUTs, Slice Registers, and DSP of the SNN acceleration unit stands at 6.0%, 2.5%, and 7.6% respectively.

It is noteworthy that their design exhibits the highest occupancy ratio in BRAM. As a consequence, the parameters of the LIF and IZH neurons, along with the event buffer and synaptic delays, are produced using the on-chip storage resource BRAM. Hence, the BRAM is significantly employed, leading to increased power usage. Ma et al. [68]

established an embedded auxiliary processor to hasten the inference mechanism of SNNs. By time-sharing the physical neuron components, and developing a reconfigurable memory subsystem, the design realizes high hardware efficiency, fitting for resource-limited embedded applications. It also permits a customizable quantity of neurons, synapses, and synaptic delays, yielding significant flexibility.

Moreover, work by Fang H et al [79], Asgari et al [78], and Li et al [69] proposed to utilize their design on the identical neuron model (*LIF*) and targeting the same dataset (*MNIST*). Recently, Carpegna et al [70] presented Spiker, which employs a clock-driven neuron design wherein the membrane potential is modified at each clock cycle absent any spikes. Nevertheless, inputs are only processed when there's at least one spike present at the input of a layer. This approach uses more power than purely event-driven designs but allows for the utilization of fewer hardware resources. The FPGA usage is of 1384 neurons and 313600 synapses are around 55% for the LUTs, and 25% for the FFs. Considering the number of instantiated neurons, this is a major finding.

## IV. APPLICATIONS

### A. Image and Audio Processing

In [80], authors presented an application of animal behavior recognition using an SNN-based sound recognition system associated with animal movements. The spiking neural network was built on an FPGA device, and the neuromorphic auditory system employed in this study creates a representation similar to the spike outputs of the biological cochlea. Even when the sound was accompanied by the white noise of the same strength, the detection system based on SNN achieved an accuracy of over 91%.

In [81], the authors proposed a continuous voice recognition system that employs a *Delta Recurrent Neural Network* (DeltaRNN) on a *Xilinx Zynq-7100* FPGA to provide low



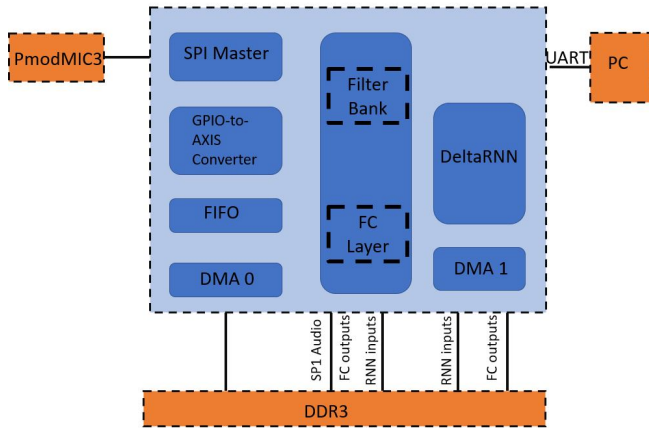


Fig. 7. System architecture of microphone

latency *Recurrent Neural Network* (RNN) processing. This system is suitable for *Internet of Thing* (IoT) applications since FPGA uses just  $70mW$  and can process each feature frame in microseconds.

Edge detection is a prominent machine learning job that necessitates the use of a large number of neurons as well as software simulations. As a result, scalability suffers, and computational time increases. This research [82] proposed a scalable FPGA implementation strategy with several innovations to shorten calculation times. Within this scenario, given spatial constraints, the time-division multiplexing structure proposes a balance between acceleration performance and the dimensions of SNN simulations. Furthermore, a study by Louis-Charles Caron et al. [83] accomplished image segmentation and monophonic audio source separation utilizing *Oscillatory Dynamic Link Matcher* (ODLM) protocols for motif recognition.

The authors in [84] developed a character identification model for multicore architectures relying on two SNN models. The selection of the *Izhikevich* and *Hodgkin-Huxley* neuron models over the integrate and fire models were motivated by their biological accuracy. All 48 visuals in the learning datasets were accurately distinguished within  $14ms$  and  $3.75ms$ , respectively. Moreover, the authors of [85] employed SNN for image clustering using FPGA. The *Gaussian Receptive Field* (GRF) is the most commonly used method for encoding data, with Hebbian learning being used for neural models. Not only did [85] use the *Receptive Field* (RF) for data encoding, but [86] also applied the T.lakymchuk model. To examine an image in its spatial domain form, the authors also utilized the Gabor filter, a bandpass filter.

A biologically driven, rotationally invariant visual identification system, executed using a pixel camera on FPGA, was deployed in [87]. The structure merged the *Ripple Pond Network* (RPN), a neural network proficient in fundamental 2D to 1D image conversion, rotationally invariant *Temporal Patterns* (TPs), and the *Synaptic Kernel Adaptation Network* (SKAN). By using the event-driven *Spike-timing dependent plasticity* (STDP) rule, Zaibo Kuang and Jiang Wang [88]

trained the MNIST dataset for digital categorization on a *Stratix-3* FPGA processor with 93% precision. As a result, the cost-effective network demonstrated great efficiency and can readily be scaled to a larger size.

### B. Biomedical Applications

The manuscript [89] presents a freely available FPGA-centric emulation environment for delving into the neuromorphic computation. The authors implemented the *MNIST* [90] dataset and *Vector-Matrix Multiplication* (VMM), comparing their accuracy with analogous architectures generated by IBM’s Compass simulation infrastructure. Considering the substantial computational intricacy of spiking neural networks, it’s arduous to actualize them on hardware necessitating proficiency. Thus, QingXiang Wu [91] unveiled a straightforward, effective, and swift strategy to instantiate SNN employing a customized toolkit. Thus, participants in this investigation seamlessly engineered and modeled various spiking neural networks on FPGA, enhancing the execution speed.

In a different study, Junxiu Liu [92] proposed a novel biologically-derived gas identification technique with minimal hardware footprints. This method utilized spiking neural pathways and neurons to recognize the abnormal frequency of the input spike generation by adjusting the discharge likelihood of the inhibitory neural linkage under diverse input situations.

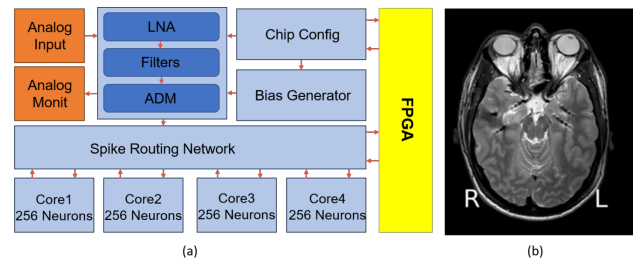


Fig. 8. Block diagram of the neuromorphic platform (a) and *Functional magnetic resonance imaging* (fMRI) brain image (b)

In [93], a neuromorphic system on a *Virtex-2 pro* FPGA was shown how neuronal elements from this construction kit can be deployed in parallel. The neuromorphic system mirroring the known architecture of the early olfactory pathway when coupled spontaneously produces rhythmic, limit-cycle dynamics resembling biology. Thus, The findings of this work show how these attractors may be read from the network to recognize previously experienced learned fragrances without confusion.

The authors [94] present a neuromorphic system that combines a neural recording headstage with an SNN processing core on the same die for processing *iElectroencephalography* (iEEG), and demonstrate how it can reliably detect *High-Frequency Oscillations* (HFO), achieving state-of-the-art accuracy, sensitivity, and specificity. This is the first feasibility research aimed at finding significant characteristics in iEEG in real-time utilizing mixed-signal neuromorphic computing Technologies on a custom board *XEM7360* FPGA.

In [95], The researchers wanted to construct an artificial intelligence signal identification system in a *PYNQ-Z2* FPGA

TABLE III  
APPLICATIONS OF CONTROL SYSTEMS

Work	Task	Platform	Neuron Model	Power	Frequency	Resources
Jimenez et al. [96]	spike-based PID	Spartan-3	LIF	65 mW	145 MHz	167 slice registers
Jalilian et al. [97]	PWM	Spartan-6	Izhikevich	14 mW	57 MHz	499 slice registers
Kotlyarevskaya et al. [98]	Myoelectric Control	Virtex-6	LIF	-	-	-
Linares et al. [99]	spike-based PID	Spartan-6	Custom	12 W	140 MHz	-

board that can detect patterns of bio-signals such as *Electrocardiography* (ECG) in battery-powered edge devices. Despite the increase in classification accuracy, deep learning models need expensive processing resources and power. Therefore, it makes deep neural network mapping a time-consuming process and deployment on wearable devices difficult to achieve. SNNs have been used to overcome these constraints.

### C. Control Systems

In [96], proposed a procedure that permits the usage of analog-like spike-based *Proportional-Integral-Derivative* (PID) controllers on low-cost *Virtex-3* FPGA. Spike-based PID controllers have been logically analyzed and characterized, demonstrating that they are exceptionally near to nonstop controller models unless they are actualized in a totally computerized gadget as FPGAs.

In [97], biological neuron model-generated spiking waveforms were utilized as substitutes for sawtooth waveforms to effectuate *Pulse-Width Modulation* (PWM), a modulation strategy that produces variable-width pulses to symbolize the amplitude of an analog input signal. This study proposes a signal generator on the FPGA platform, grounded in the *Izhikevich* neuron model, prized for its simplicity and precision.

An innovative stride in the realm of prosthetics is the bioelectric upper limb prosthesis serving as an actuator’s control. The authors of [98] adopted the *Izhikevich* neuron model and an FPGA-oriented LIF to mimic the behavior of biological neurons. Moreover, *PWM* has surged in its acceptance as a governing technique in both analog and digital circuits.

In [99], a spike-oriented proportional-integral-derivative engine speed controller was modified to govern the position of the 4 joints of a lightweight and *safe physical human-robot interaction* (pHRI) robotic arm, referred to as *event-driven BioRob* (ED-BioRob). These *spiking PID* (sPID) controllers were deployed on two *Spartan-3* FPGA platforms, that is, the *address-event representation Robot* (AER-Robot). The robot furnishes address-event-representation interfacing for spiking systems and is capable of driving DC motors with Pulse Frequency Modulation signals, reflecting the motor neurons of mammals.

### D. Autonomous Systems

FPGAs are gaining popularity because of their reconfigurability and hardware efficiency, and have been proposed for robotic vision. The publication [100] introduced the *Efficient Large-scale Stereo* (ELAS) based stereo vision system that is completely implemented on FPGA and is intended for real-time and energy-efficient applications. The *ELAS* which is

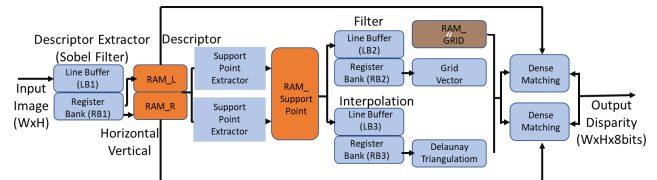


Fig. 9. Overview of ELAS

shown in Figure 9 calculation is reformulated as a standard design with a back focus introduction for hardware execution.

Within the examination at [101] the bound-together compute bottleneck of different localization frameworks is distinguished. Therefore, an *Oriented-Fast and Rotated-BRIEF* (ORB) based visual frontend design is displayed for real-time and energy-efficient localization and assessed on the FPGA platform.

Authors illustrated [102] an end-to-end usage on a genuine, high-*Degrees of Freedom* (DOF) mechanical arm, and the quickening agent was able to unravel energetic pick-and-place scenarios with a high rate of success. This sub-millisecond speed is adequate with a few limitations to empower already the infeasible automated applications, such as real-time arranging in energetic situations.

### E. Robotics

Due to their handy and beneficial assistance, robots are increasingly being integrated into our society. The authors of [103] aimed to leverage FPGA to create a cerebellum model capable of learning and adjusting conversational robot timing. The *Central Pattern Generator* (CPG), a locomotion mechanism for multi-legged robots, is an SNN application as well.

The research conducted in [104] applied advanced hippocampal pyramidal neuron models to construct hardware-spiking neural networks for navigation purposes. J.Parker Mitchell [105] utilized a *Dynamic Adaptive Neural Network Array* (DANNA) framework for Autonomous Robotic Navigation. The DANNA framework comprises a grid of adaptable neuromorphic computing components, each capable of behaving like a neuron and connected to its adjacent counterpart in the grid.

A modular hardware execution of a spiking neural network with real-time adjustable connections is presented in [106], framed within an autonomous robot impediment evasion schema. The structure is situated in a conventional 2D matrix of cells, each operating as a spiking neuron with unique functions. Another study [107] likewise tackled the robot

TABLE IV  
DATA TRANSMISSION SCHEME COMPARISON

Platform	Technology	Routing Method	Router Frequency	Router Latency	Peak Spike Throughput
SpiNNaker [112]	ASIC(130nm)	Multicast	180MHz	280ns	189Mspike/s
Loihi [113]	ASIC(14nm)	Unicast	1.67GHz	6.5ns	160Mspike/s
Ding et al. [111]	FPGA(28nm)	Multicast/Unicast	200MHz	25ns	200Mspike/s

obstacle avoidance dilemma. Inspired by the robustness and adaptability of biological systems, this research offered a uniquely flexible neural network model. The network observed a reduction of up to 75% of the initial synaptic inputs to a cell.

In [108], a neuromorphic framework was established on a *Spartan-6* FPGA to enable locomotion for three types of robots: bipedal, quadrupedal, and hexapods. In this exploration, the researcher conceived a fast, compact, and configurable FPGA architecture that hinged on the *CPG*, the movement mechanism for multi-legged robots.

#### F. Event vision sensors

A fault injection experiment and fault resilience analysis for an SNN hardware accelerator were given in the study at [109]. They created a fault injection framework that builds and maps SNN faulty instances into the hardware. The framework is allowing the researchers to expedite fault injection and analyze fault criticality on *ZCU104* FPGA development board.

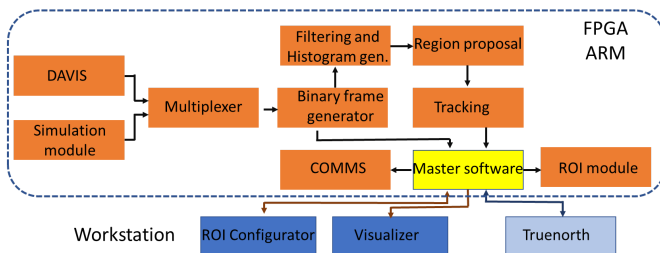


Fig. 10. System flow diagram of the neuromorphic vision sensor

This research described [110] one of the first end-to-end neuromorphic frameworks for real-time object tracking and categorization shown utilizing a low-power hardware implementation on *Trenz TE0720* FPGA. To take use of the low latency and asynchronous nature of *Neuromorphic Vision Sensors* (NVS) as an optional paradigm. The framework’s integral operation includes gathering occurrences from the camera, handling these occurrences to isolate surveilled entities, forwarding these observed coordinates to the neuromorphic chip for sorting, and the entity detection illustration, as demonstrated in Figure 10.

#### G. Communication

The authors of the work [111] describe a hybrid-mode router architecture for large-scale neuromorphic simulation by merging two types of router schemes. These router schemes are proposed to allow chip-to-chip transmission of spike and non-spike data. This work is being tested on a neuromorphic platform constructed using a chip *Artix-7* FPGA.

In Table IV displays the comparison of data transmission exists similar works. The proposed routers separate themselves from prior efforts by supporting both source-driven and destination-driven packet representations. The FPGA implemented method has a spike processing rate of 200Mspikes/s. The research found that their algorithm, routing strategies, and router design improved communication efficiency in the specified multichip network.

#### V. TREND

Based on the above surveyed related works, we can conclude the following four potential topics in further FPGA-based SNN accelerator research:

- **Approximation Computing in SNN:** Considering the hardware resource limitation on FPGA platforms, further compressing the memory consumption of weights and parameters in SNN models is necessary. The approximation computing methods and *Posit* computing methods applied in work [114][115] are the upcoming techniques that can be applied in SNN accelerators on FPGA. Besides, the application of quantization and binarization techniques on SNN accelerators can also be potential.
- **Implementation Toolchain/Framework for SNN on FPGA:** Considering the complexity of FPGA development, as the python-based hardware generation framework shown in HLS4ML [116][117][118] and FINN [119][120][121], an automatic hardware design generation framework/library/toolchain, will highly benefit the implementation and deployment of SNN acceleration on FPGA platforms. These frameworks/libraries/toolchains should be able to cooperate with the training/accelerating software libraries and convert the trained SNN model to the suitable hardware design for targeting platforms.
- **Automatic Network Generation of SNN on FPGA:** The automatic network model generation techniques, such as *Network Architecture Search* (NAS) are the upcoming topic in recent research. Work [122] explored the application of NAS on FPGA, which could also be one potential research and application idea for SNN acceleration on FPGA.
- **Upcoming Network Models of SNN on FPGA:** Recent work of FPGA-based SNN acceleration focus on the classic MLP, CNN, and LSTM models. Some state-of-the-art works, such as [123][124][125], explored the application of SNN on *Transformer* and *Graph Neural Networks* (GNNs). The implementation of FPGA-based accelerators for the above networks can extend the application scenarios of related research.

## VI. CONCLUSIONS

We have provided a survey on the hardware implementation of SNN that, in particular, covers recent trends in deploying FPGAs in different applications. The field of FPGA has proven that, despite the already apparent exceptional results, various researchers have illustrated the advantages of reconfigurable hardware implementations over other heterogeneous devices. In addition, we explained how different neural networks perform on FPGAs. With this survey, we proposed to summarize state-of-the-art work and highlight critical directions of inquiry about that such as image/audio processing, robotics, autonomous systems, event vision sensor, and biomedical applications.

## REFERENCES

- [1] P. K. Huynh, M. L. Varshika, A. Paul, M. Isik, A. Balaji, and A. Das, "Implementing spiking neural networks on neuromorphic architectures: A review," *arXiv preprint arXiv:2202.08897*, 2022.
- [2] M. Isik, K. Inadagbo, and H. Aktas, "Design optimization for high-performance computing using fpga," *arXiv preprint arXiv:2304.12474*, 2023.
- [3] A. Boutros, S. Yazdanshenas, and V. Betz, "You cannot improve what you do not measure: Fpga vs. asic efficiency gaps for convolutional neural network inference," *ACM Transactions on Reconfigurable Technology and Systems (TRETS)*, vol. 11, no. 3, pp. 1–23, 2018.
- [4] M. Isik, A. Paul, M. L. Varshika, and A. Das, "A design methodology for fault-tolerant computing using astrocyte neural networks," in *Proceedings of the 19th ACM International Conference on Computing Frontiers*, 2022, pp. 169–172.
- [5] W. Guo, M. E. Fouda, A. M. Eltawil, and K. N. Salama, "Neural coding in spiking neural networks: A comparative study for robust neuromorphic systems," *Frontiers in Neuroscience*, vol. 15, p. 212, 2021.
- [6] J. von Kügelgen, "On artificial spiking neural networks: Principles, limitations and potential," *June*, vol. 18, p. 2017, 2017.
- [7] J. Kim, H. Kim, S. Huh, J. Lee, and K. Choi, "Deep neural networks with weighted spikes," *Neurocomputing*, vol. 311, pp. 373–386, 2018.
- [8] E. M. Izhikevich, N. S. Desai, E. C. Walcott, and F. C. Hoppensteadt, "Bursts as a unit of neural information: selective communication via resonance," *Trends in neurosciences*, vol. 26, no. 3, pp. 161–167, 2003.
- [9] H. G. Eyherabide, A. Rokem, A. V. Herz, and I. Samengo, "Bursts generate a non-reducible spike-pattern code," *Frontiers in Neuroscience*, vol. 3, p. 2, 2009.
- [10] S. Thorpe and J. Gautrais, "Rank order coding," in *Computational neuroscience*. Springer, 1998, pp. 113–118.
- [11] A. L. Hodgkin and A. F. Huxley, "A quantitative description of membrane current and its application to conduction and excitation in nerve," *The Journal of physiology*, vol. 117, no. 4, p. 500, 1952.
- [12] E. M. Izhikevich, "Simple model of spiking neurons," *IEEE Transactions on neural networks*, vol. 14, no. 6, pp. 1569–1572, 2003.
- [13] L. F. Abbott, "Lapicque's introduction of the integrate-and-fire model neuron (1907)," *Brain Research Bulletin*, vol. 50, pp. 303–304, 1999.
- [14] A. M. Andrew, "Spiking neuron models: Single neurons, populations, plasticity," *Kybernetes*, 2003.
- [15] X. Fang, S. Duan, and L. Wang, "Memristive izhikevich spiking neuron model and its application in oscillatory associative memory," *Frontiers in Neuroscience*, vol. 16, 2022. [Online]. Available: <https://www.frontiersin.org/article/10.3389/fnins.2022.885322>
- [16] R. V. W. Putra and M. Shafique, "Q-spinn: A framework for quantizing spiking neural networks," in *2021 International Joint Conference on Neural Networks (IJCNN)*. IEEE, 2021, pp. 1–8.
- [17] C. J. Schaefer and S. Joshi, "Quantizing spiking neural networks with integers," in *International Conference on Neuromorphic Systems 2020*, ser. ICONS 2020. New York, NY, USA: Association for Computing Machinery, 2020. [Online]. Available: <https://doi.org/10.1145/3407197.3407203>
- [18] S. R. Kheradpisheh, M. Mirsadeghi, and T. Masquelier, "Bs4nn: Binarized spiking neural networks with temporal coding and learning," *Neural Processing Letters*, pp. 1–19, 2021.
- [19] M.-L. Wei, M. Yayla, S.-Y. Ho, J.-J. Chen, C.-L. Yang, and H. Amrouch, "Binarized snns: Efficient and error-resilient spiking neural networks through binarization," in *2021 IEEE/ACM International Conference On Computer Aided Design (ICCAD)*. IEEE, 2021, pp. 1–9.
- [20] S. Sen, S. Venkataramani, and A. Raghunathan, "Approximate computing for spiking neural networks," in *Design, Automation & Test in Europe Conference & Exhibition (DATE)*, 2017. IEEE, 2017, pp. 193–198.
- [21] V. H. Silva, J. F. Chaves, R. M. Gomes, and B. A. Santos, "Posit-based spiking neuron in an fpga."
- [22] J. L. Gustafson, "Posit arithmetic," *Mathematica Notebook describing the posit number system*, vol. 30, 2017.
- [23] Gustafson and Yonemoto, "Beating floating point at its own game: Posit arithmetic," *Supercomput. Front. Innov. Int. J.*, vol. 4, no. 2, p. 71–86, Jun. 2017. [Online]. Available: <https://doi.org/10.14529/jsfi170206>
- [24] B. Rueckauer, I.-A. Lungu, Y. Hu, M. Pfeiffer, and S.-C. Liu, "Conversion of continuous-valued deep networks to efficient event-driven networks for image classification," *Frontiers in Neuroscience*, vol. 11, 2017. [Online]. Available: <https://www.frontiersin.org/article/10.3389/fnins.2017.00682>
- [25] A. Davison, D. Brüderle, J. Eppler, J. Kremkow, E. Müller, D. Pecevski, L. Perrinet, and P. Yger, "Pynn: a common interface for neuronal network simulators," *Frontiers in Neuroinformatics*, vol. 2, 2009. [Online]. Available: <https://www.frontiersin.org/article/10.3389/fninf.2009.11.011>
- [26] M. Stimberg, R. Brette, and D. F. Goodman, "Brian 2, an intuitive and efficient neural simulator," *eLife*, vol. 8, p. e47314, aug 2019. [Online]. Available: <https://doi.org/10.7554/eLife.47314>
- [27] O. Rhodes, P. A. Bogdan, C. Brennickmeijer, S. Davidson, D. Fellows, A. Gait, D. R. Lester, M. Mikaitis, L. A. Plana, A. G. D. Rowley, A. B. Stokes, and S. B. Furber, "spynaker: A software package for running pynn simulations on spinnaker," *Frontiers in Neuroscience*, vol. 12, 2018. [Online]. Available: <https://www.frontiersin.org/article/10.3389/fnins.2018.00816>
- [28] J. H. Lee, T. Delbruck, and M. Pfeiffer, "Training deep spiking neural networks using backpropagation," *Frontiers in neuroscience*, vol. 10, p. 508, 2016.
- [29] J. J. Wade, L. J. McDaid, J. A. Santos, and H. M. Sayers, "Swat: a spiking neural network training algorithm for classification problems," *IEEE Transactions on Neural Networks*, vol. 21, no. 11, pp. 1817–1830, 2010.
- [30] Y. Wu, L. Deng, G. Li, J. Zhu, Y. Xie, and L. Shi, "Direct training for spiking neural networks: Faster, larger, better," in *Proceedings of the AAAI Conference on Artificial Intelligence*, vol. 33, no. 01, 2019, pp. 1311–1318.
- [31] J. K. Eshraghian, M. Ward, E. Neftci, X. Wang, G. Lenz, G. Dwivedi, M. Bennamoun, D. S. Jeong, and W. D. Lu, "Training spiking neural networks using lessons from deep learning," *arXiv preprint arXiv:2109.12894*, 2021.
- [32] S. Deng and S. Gu, "Optimal conversion of conventional artificial neural networks to spiking neural networks," *arXiv preprint arXiv:2103.00476*, 2021.
- [33] A. Sengupta, Y. Ye, R. Wang, C. Liu, and K. Roy, "Going deeper in spiking neural networks: Vgg and residual architectures," *Frontiers in neuroscience*, vol. 13, p. 95, 2019.
- [34] A. Samadzadeh, F. S. T. Far, A. Javadi, A. Nickabadi, and M. H. Chehreghani, "Convolutional spiking neural networks for spatio-temporal feature extraction," *arXiv preprint arXiv:2003.12346*, 2020.
- [35] Y. Xing, G. Di Caterina, and J. Soraghan, "A new spiking convolutional recurrent neural network (scrnn) with applications to event-based hand gesture recognition," *Frontiers in neuroscience*, vol. 14, p. 1143, 2020.
- [36] D. Wu, X. Yi, and X. Huang, "A little energy goes a long way: Build an energy-efficient, accurate spiking neural network from convolutional neural network," *Frontiers in Neuroscience*, vol. 16, 05 2022.
- [37] J. Kumar, J. Kumar, R. Bhakthavathalu *et al.*, "Design and implementation of hodgkin and huxley spiking neuron model on fpga," in *2016 IEEE International Conference on Recent Trends in Electronics, Information & Communication Technology (RTEICT)*. IEEE, 2016, pp. 1483–1487.
- [38] F. Shama, S. Haghiri, and M. A. Imani, "Fpga realization of hodgkin-huxley neuronal model," *IEEE Transactions on Neural Systems and Rehabilitation Engineering*, vol. 28, no. 5, pp. 1059–1068, 2020.
- [39] W. Gerstner and W. M. Kistler, *Spiking neuron models: Single neurons, populations, plasticity*. Cambridge university press, 2002.
- [40] M. Nouri, G. R. Karimi, A. Ahmadi, and D. Abbott, "Digital multiplierless implementation of the biological fitzhugh-nagumo model," *Neurocomputing*, vol. 165, pp. 468–476, 2015.



- [41] I. Mellal, D. Crompton, M. Popovic, and M. Lankarany, "A flexible fpga implementation of morris-lecar neuron for reproducing different neuronal behaviors," in *International Conference on Neuromorphic Systems 2021*, 2021, pp. 1–5.
- [42] A. S. Alkabaa, O. Taylan, M. T. Yilmaz, E. Nazemi, and E. M. Kalmoun, "An investigation on spiking neural networks based on the izhikevich neuronal model: Spiking processing and hardware approach," *Mathematics*, vol. 10, no. 4, p. 612, 2022.
- [43] Z. Karaca, N. Korkmaz, Y. Altuncu, and R. Kiliç, "An extensive fpga-based realization study about the izhikevich neurons and their bio-inspired applications," *Nonlinear Dynamics*, vol. 105, no. 4, pp. 3529–3549, 2021.
- [44] C. Niu, S. Nandyala, W. Sohn, and T. Sanger, "Multi-scale hyper-time hardware emulation of human motor nervous system based on spiking neurons using fpga," *Advances in Neural Information Processing Systems*, vol. 25, 2012.
- [45] S. Panchapakesan, Z. Fang, and J. Li, "Syncnn: Evaluating and accelerating spiking neural networks on fpgas," in *2021 31st International Conference on Field-Programmable Logic and Applications (FPL)*. IEEE, 2021, pp. 286–293.
- [46] A. Khodamoradi, K. Denolf, and R. Kastner, "S2n2: A fpga accelerator for streaming spiking neural networks," in *The 2021 ACM/SIGDA International Symposium on Field-Programmable Gate Arrays*, 2021, pp. 194–205.
- [47] H. Fang, Z. Mei, A. Shrestha, Z. Zhao, Y. Li, and Q. Qiu, "Encoding, model, and architecture: Systematic optimization for spiking neural network in fpgas," in *2020 IEEE/ACM International Conference On Computer Aided Design (ICCAD)*. IEEE, 2020, pp. 1–9.
- [48] M. Heidarpour, A. Ahmadi, and R. Rashidzadeh, "A cordic based digital hardware for adaptive exponential integrate and fire neuron," *IEEE Transactions on Circuits and Systems I: Regular Papers*, vol. 63, no. 11, pp. 1986–1996, 2016.
- [49] E. J. Basham and D. W. Parent, "Compact digital implementation of a quadratic integrate-and-fire neuron," in *2012 Annual International Conference of the IEEE Engineering in Medicine and Biology Society*. IEEE, 2012, pp. 3543–3548.
- [50] A. Nallathambi and N. Chandrachoodan, "Probabilistic spike propagation for fpga implementation of spiking neural networks," *arXiv preprint arXiv:2001.09725*, 2020.
- [51] W. Fang, Z. Yu, Y. Chen, T. Huang, T. Masquelier, and Y. Tian, "Deep residual learning in spiking neural networks," *Advances in Neural Information Processing Systems*, vol. 34, 2021.
- [52] A. Shrestha, H. Fang, D. P. Rider, Z. Mei, and Q. Qiu, "In-hardware learning of multilayer spiking neural networks on a neuromorphic processor," in *2021 58th ACM/IEEE Design Automation Conference (DAC)*. IEEE, 2021, pp. 367–372.
- [53] M. Heidarpur, A. Ahmadi, M. Ahmadi, and M. R. Azghadi, "Cordic-snn: On-fpga stdp learning with izhikevich neurons," *IEEE Transactions on Circuits and Systems I: Regular Papers*, vol. 66, no. 7, pp. 2651–2661, 2019.
- [54] S. Gomar and M. Ahmadi, "Digital realization of pstdp and tstdp learning," in *2018 International Joint Conference on Neural Networks (IJCNN)*. IEEE, 2018, pp. 1–5.
- [55] Y. Liu, W. Zhang, and P. Li, "Enabling non-hebbian learning in recurrent spiking neural processors with hardware-friendly on-chip intrinsic plasticity," *IEEE Journal on Emerging and Selected Topics in Circuits and Systems*, vol. 9, no. 3, pp. 465–474, 2019.
- [56] Y. Chen, Z. Yu, W. Fang, T. Huang, and Y. Tian, "Pruning of deep spiking neural networks through gradient rewiring," *arXiv preprint arXiv:2105.04916*, 2021.
- [57] S. Mittal, "A survey of fpga-based accelerators for convolutional neural networks," *Neural computing and applications*, vol. 32, no. 4, pp. 1109–1139, 2020.
- [58] X. Ju, B. Fang, R. Yan, X. Xu, and H. Tang, "An fpga implementation of deep spiking neural networks for low-power and fast classification," *Neural computation*, vol. 32, no. 1, pp. 182–204, 2020.
- [59] J. Park, J. Lee, and D. Jeon, "7.6 a 65nm 236.5 nj/classification neuromorphic processor with 7.5% energy overhead on-chip learning using direct spike-only feedback," in *2019 IEEE International Solid-State Circuits Conference (ISSCC)*. IEEE, 2019, pp. 140–142.
- [60] F. N. Buhler, P. Brown, J. Li, T. Chen, Z. Zhang, and M. P. Flynn, "A 3.43tops/w 48.9pj/pixel 50.1nj/classification 512 analog neuron sparse coding neural network with on-chip learning and classification in 40nm cmos," in *2017 Symposium on VLSI Circuits*, 2017, pp. C30–C31.
- [61] J. K. Kim, P. Knag, T. Chen, and Z. Zhang, "A 640m pixel/s 3.65 mw sparse event-driven neuromorphic object recognition processor with on-chip learning," in *2015 Symposium on VLSI Circuits (VLSI Circuits)*. IEEE, 2015, pp. C50–C51.
- [62] G. K. Chen, R. Kumar, H. E. Sumbul, P. C. Knag, and R. K. Krishnamurthy, "A 4096-neuron 1m-synapse 3.8-pj/sop spiking neural network with on-chip stdp learning and sparse weights in 10-nm finfet cmos," *IEEE Journal of Solid-State Circuits*, vol. 54, no. 4, pp. 992–1002, 2018.
- [63] S.-G. Cho, E. Beigné, and Z. Zhang, "A 2048-neuron spiking neural network accelerator with neuro-inspired pruning and asynchronous network on chip in 40nm cmos," in *2019 IEEE Custom Integrated Circuits Conference (CICC)*. IEEE, 2019, pp. 1–4.
- [64] S. Yang, J. Wang, B. Deng, C. Liu, H. Li, C. Fietkiewicz, and K. A. Loparo, "Real-time neuromorphic system for large-scale conductance-based spiking neural networks," *IEEE transactions on cybernetics*, vol. 49, no. 7, pp. 2490–2503, 2018.
- [65] D. Pani, P. Meloni, G. Tuveri, F. Palumbo, P. Massobrio, and L. Raffo, "An fpga platform for real-time simulation of spiking neuronal networks," *Frontiers in neuroscience*, vol. 11, p. 90, 2017.
- [66] J. Han, Z. Li, W. Zheng, and Y. Zhang, "Hardware implementation of spiking neural networks on fpga," *Tsinghua Science and Technology*, vol. 25, no. 4, pp. 479–486, 2020.
- [67] Y. Liu, Y. Chen, W. Ye, and Y. Gui, "Fpga-nhap: A general fpga-based neuromorphic hardware acceleration platform with high speed and low power," *IEEE Transactions on Circuits and Systems I: Regular Papers*, 2022.
- [68] D. Ma, J. Shen, Z. Gu, M. Zhang, X. Zhu, X. Xu, Q. Xu, Y. Shen, and G. Pan, "Darwin: A neuromorphic hardware co-processor based on spiking neural networks," *Journal of Systems Architecture*, vol. 77, pp. 43–51, 2017.
- [69] S. Li, Z. Zhang, R. Mao, J. Xiao, L. Chang, and J. Zhou, "A fast and energy-efficient snn processor with adaptive clock/event-driven computation scheme and online learning," *IEEE Transactions on Circuits and Systems I: Regular Papers*, vol. 68, no. 4, pp. 1543–1552, 2021.
- [70] A. Carpegna, A. Savino, and S. Di Carlo, "Fpga-optimized hardware acceleration for spiking neural networks," *arXiv preprint arXiv:2201.06993*, 2022.
- [71] A. Upegui, C. A. Pena-Reyes, and E. Sanchez, "An fpga platform for on-line topology exploration of spiking neural networks," *Microprocessors and microsystems*, vol. 29, no. 5, pp. 211–223, 2005.
- [72] M. J. Pearson, A. G. Pipe, B. Mitchinson, K. Gurney, C. Melhuish, I. Gilhespy, and M. Nibouche, "Implementing spiking neural networks for real-time signal-processing and control applications: A model-validated fpga approach," *IEEE Transactions on Neural Networks*, vol. 18, no. 5, pp. 1472–1487, 2007.
- [73] A. Cassidy, S. Denham, P. Kanold, and A. Andreou, "Fpga based silicon spiking neural array," in *2007 IEEE Biomedical Circuits and Systems Conference*. IEEE, 2007, pp. 75–78.
- [74] D. Thomas and W. Luk, "Fpga accelerated simulation of biologically plausible spiking neural networks," in *2009 17th IEEE symposium on field programmable custom computing machines*. IEEE, 2009, pp. 45–52.
- [75] M. Ambroise, T. Levi, S. Joucla, B. Yvert, and S. Saïghi, "Real-time biomimetic central pattern generators in an fpga for hybrid experiments," *Frontiers in neuroscience*, vol. 7, p. 215, 2013.
- [76] K. Cheung, S. R. Schultz, and W. Luk, "Neuroflow: a general purpose spiking neural network simulation platform using customizable processors," *Frontiers in neuroscience*, vol. 9, p. 516, 2016.
- [77] S. Gupta, A. Vyas, and G. Trivedi, "Fpga implementation of simplified spiking neural network," in *2020 27th IEEE International Conference on Electronics, Circuits and Systems (ICECS)*. IEEE, 2020, pp. 1–4.
- [78] H. Asgari, B. M.-N. Maybodi, M. Payvand, and M. R. Azghadi, "Low-energy and fast spiking neural network for context-dependent learning on fpga," *IEEE Transactions on Circuits and Systems II: Express Briefs*, vol. 67, no. 11, pp. 2697–2701, 2020.
- [79] H. Fang, A. Shrestha, D. Ma, and Q. Qiu, "Scalable noc-based neuromorphic hardware learning and inference," in *2018 International joint conference on neural networks (IJCNN)*. IEEE, 2018, pp. 1–8.
- [80] E. Cerezuela-Escudero, A. Jimenez-Fernandez, R. Paz-Vicente, J. P. Dominguez-Morales, M. J. Dominguez-Morales, and A. Linares-Barranco, "Sound recognition system using spiking and mlp neural networks," in *International Conference on Artificial Neural Networks*. Springer, 2016, pp. 363–371.
- [81] C. Gao, S. Braun, I. Kiselev, J. Anumula, T. Delbruck, and S.-C. Liu, "Real-time speech recognition for iot purpose using a delta recurrent neural network accelerator," in *2019 IEEE International Symposium on Circuits and Systems (ISCAS)*. IEEE, 2019, pp. 1–5.



- [82] B. Glackin, J. Harkin, T. M. McGinnity, L. P. Maguire, and Q. Wu, "Emulating spiking neural networks for edge detection on fpga hardware," in *2009 International Conference on Field Programmable Logic and Applications*. IEEE, 2009, pp. 670–673.
- [83] L.-C. Caron, F. Mailhot, and J. Rouat, "Fpga implementation of a spiking neural network for pattern matching," in *2011 IEEE International Symposium of Circuits and Systems (ISCAS)*. IEEE, 2011, pp. 649–652.
- [84] M. A. Bhuiyan, R. Jalasutram, and T. M. Taha, "Character recognition with two spiking neural network models on multicore architectures," in *2009 IEEE Symposium on Computational Intelligence for Multimedia Signal and Vision Processing*. IEEE, 2009, pp. 29–34.
- [85] M. A. Nuno-Maganda, M. Arias-Estrada, C. Torres-Huitzil, H. H. Avilés-Arriaga, Y. Hernández-Mier, and M. Morales-Sandoval, "A hardware architecture for image clustering using spiking neural networks," in *2012 IEEE Computer Society Annual Symposium on VLSI*. IEEE, 2012, pp. 261–266.
- [86] T. Iakymchuk, A. Rosado-Munoz, M. Bataller-Mompean, J. Guerrero-Martínez, J. Francés-Villora, M. Wegrzyn, and M. Adamski, "Hardware-accelerated spike train generation for neuromorphic image and video processing," in *2014 IX Southern Conference on Programmable Logic (SPL)*. IEEE, 2014, pp. 1–6.
- [87] R. J. Sofatzis, S. Afshar, and T. J. Hamilton, "Rotationally invariant vision recognition with neuromorphic transformation and learning networks," in *2014 IEEE International Symposium on Circuits and Systems (ISCAS)*. IEEE, 2014, pp. 469–472.
- [88] Z. Kuang, J. Wang, S. Yang, G. Yi, B. Deng, and X. Wei, "Digital implementation of the spiking neural network and its digit recognition," in *2019 Chinese Control And Decision Conference (CCDC)*. IEEE, 2019, pp. 3621–3625.
- [89] L. Lu and Y. Liang, "Spw: An efficient sparse winograd convolutional neural networks accelerator on fpgas," in *Proceedings of the 55th Annual Design Automation Conference*, 2018, pp. 1–6.
- [90] Y. LeCun, "The mnist database of handwritten digits," <http://yann.lecun.com/exdb/mnist/>, 1998.
- [91] Q. X. Wu, X. Liao, X. Huang, R. Cai, J. Cai, and J. Liu, "Development of fpga toolbox for implementation of spiking neural networks," in *2015 Fifth International Conference on Communication Systems and Network Technologies*. IEEE, 2015, pp. 806–810.
- [92] J. Liu, J. Harkin, L. McDaid, S. Karim, A. G. Millard, J. Hilder, S. Hickinbotham, A. P. Johnson, J. Timmis, D. M. Halliday *et al.*, "Bio-inspired anomaly detection for low-cost gas sensors," in *2018 IEEE 18th International Conference on Nanotechnology (IEEE-NANO)*. IEEE, 2018, pp. 1–4.
- [93] R. Guerrero-Rivera and T. C. Pearce, "Attractor-based pattern classification in a spiking fpga implementation of the olfactory bulb," in *2007 3rd International IEEE/EMBS Conference on Neural Engineering*. IEEE, 2007, pp. 593–599.
- [94] M. Sharifshazileh, K. Burelo, J. Sarnthein, and G. Indiveri, "An electronic neuromorphic system for real-time detection of high frequency oscillations (hfo) in intracranial eeg," *Nature communications*, vol. 12, no. 1, pp. 1–14, 2021.
- [95] A. Rana and K. K. Kim, "Fpga implementation of an artificial intelligence signal recognition system," *Journal of Sensor Science and Technology*, vol. 31, no. 1, pp. 16–23, 2022.
- [96] A. Jimenez-Fernandez, G. Jimenez-Moreno, A. Linares-Barranco, M. J. Dominguez-Morales, R. Paz-Vicente, and A. Civit-Balcells, "A neuro-inspired spike-based pid motor controller for multi-motor robots with low cost fpgas," *Sensors*, vol. 12, no. 4, pp. 3831–3856, 2012.
- [97] M. Jalilian, M. Nouri, A. Ahmadi, and N. Kandalaf, "Pulse width modulation (pwm) signals using spiking neuronal networks," in *2017 IEEE International Conference on Signal and Image Processing Applications (ICSIPA)*. IEEE, 2017, pp. 180–184.
- [98] M. V. Kotlyarevskaya, A. A. Zhilenkov, and L. O. Slepova, "Control of an actuator in the motion prosthetics device by signals of biological nervous system," in *2018 IEEE Conference of Russian Young Researchers in Electrical and Electronic Engineering (EIconRus)*. IEEE, 2018, pp. 894–897.
- [99] A. Linares-Barranco, F. Perez-Peña, A. Jimenez-Fernandez, and E. Chicca, "Ed-biorob: a neuromorphic robotic arm with fpga-based infrastructure for bio-inspired spiking motor controllers," *Frontiers in Neurobotics*, p. 96, 2020.
- [100] T. Gao, Z. Wan, Y. Zhang, B. Yu, Y. Zhang, S. Liu, and A. Raychowdhury, "Telas: An elas-based energy-efficient accelerator for real-time stereo matching on fpga platform," in *2021 IEEE 3rd International Conference on Artificial Intelligence Circuits and Systems (AICAS)*. IEEE, 2021, pp. 1–4.
- [101] Z. Wan, Y. Zhang, A. Raychowdhury, B. Yu, Y. Zhang, and S. Liu, "An energy-efficient quad-camera visual system for autonomous machines on fpga platform," in *2021 IEEE 3rd International Conference on Artificial Intelligence Circuits and Systems (AICAS)*. IEEE, 2021, pp. 1–4.
- [102] S. Murray, W. Floyd-Jones, Y. Qi, G. Konidaris, and D. J. Sorin, "The microarchitecture of a real-time robot motion planning accelerator," in *2016 49th Annual IEEE/ACM International Symposium on Microarchitecture (MICRO)*. IEEE, 2016, pp. 1–12.
- [103] T. V. Nhu and H. Sawada, "Cerebellum-like neural network for short-range timing function of a robotic speaking system," in *2017 3rd International Conference on Control, Automation and Robotics (ICCAR)*. IEEE, 2017, pp. 184–187.
- [104] M. Mokhtar, D. M. Halliday, and A. M. Tyrrell, "Autonomous navigational controller inspired by the hippocampus," in *2007 International Joint Conference on Neural Networks*. IEEE, 2007, pp. 813–818.
- [105] J. P. Mitchman, G. Bruer, M. E. Dean, J. S. Plank, G. S. Rose, and C. D. Schuman, "Neon: Neuromorphic control for autonomous robotic navigation," in *2017 IEEE International Symposium on Robotics and Intelligent Sensors (IRIS)*. IEEE, 2017, pp. 136–142.
- [106] D. Roggen, S. Hofmann, Y. Thoma, and D. Floreano, "Hardware spiking neural network with run-time reconfigurable connectivity in an autonomous robot," in *NASA/DoD Conference on Evolvable Hardware, 2003. Proceedings*. IEEE, 2003, pp. 189–198.
- [107] A. P. Johnson, J. Liu, A. G. Millard, S. Karim, A. M. Tyrrell, J. Harkin, J. Timmis, L. J. McDaid, and D. M. Halliday, "Homeostatic fault tolerance in spiking neural networks: a dynamic hardware perspective," *IEEE Transactions on Circuits and Systems I: Regular Papers*, vol. 65, no. 2, pp. 687–699, 2017.
- [108] E. I. Guerra-Hernandez, A. Espinal, P. Batres-Mendoza, C. H. Garcia-Capulin, R. D. J. Romero-Troncoso, and H. Rostro-Gonzalez, "A fpga-based neuromorphic locomotion system for multi-legged robots," *IEEE Access*, vol. 5, pp. 8301–8312, 2017.
- [109] T. Spyrou, S. El-Sayed, E. Afacan, L. Camuñas-Mesa, B. Linares-Barranco, and H.-G. Stratigopoulos, "Reliability analysis of a spiking neural network hardware accelerator," in *Design, Automation and Test in Europe Conference (DATE)*, 2022.
- [110] A. Ussa, C. S. Rajen, D. Singla, J. Acharya, G. F. Chuanrong, A. Basu, and B. Ramesh, "A hybrid neuromorphic object tracking and classification framework for real-time systems," *arXiv preprint arXiv:2007.11404*, 2020.
- [111] C. Ding, Y. Huan, H. Jia, Y. Yan, F. Yang, L. Liu, M. Shen, Z. Zou, and L. Zheng, "A hybrid-mode on-chip router for the large-scale fpga-based neuromorphic platform," *IEEE Transactions on Circuits and Systems I: Regular Papers*, 2022.
- [112] X. Lagorce, E. Stomatias, F. Galluppi, L. A. Plana, S.-C. Liu, S. B. Furber, and R. B. Benosman, "Breaking the millisecond barrier on spinnaker: implementing asynchronous event-based plastic models with microsecond resolution," *Frontiers in neuroscience*, vol. 9, p. 206, 2015.
- [113] M. Davies, N. Srinivasa, T.-H. Lin, G. Chinya, Y. Cao, S. H. Choday, G. Dimou, P. Joshi, N. Imam, S. Jain *et al.*, "Loihi: A neuromorphic manycore processor with on-chip learning," *Ieee Micro*, vol. 38, no. 1, pp. 82–99, 2018.
- [114] S. Ullah, S. Rehman, M. Shafique, and A. Kumar, "High-performance accurate and approximate multipliers for fpga-based hardware accelerators," *IEEE Transactions on Computer-Aided Design of Integrated Circuits and Systems*, pp. 1–1, 2021.
- [115] S. Nambi, S. Ullah, S. S. Sahoo, A. Lohana, F. Merchant, and A. Kumar, "jitalic<sub>z</sub>expan(nd;jitalic<sub>z</sub>): Exploring posits for efficient artificial neural network design in fpga-based systems," *IEEE Access*, vol. 9, pp. 103 691–103 708, 2021.
- [116] F. Fahim, B. Hawks, C. Herwig, J. Hirschauer, S. Jindariani, N. Tran, L. P. Carloni, G. D. Guglielmo, P. C. Harris, J. D. Krupa, D. S. Rankin, M. B. Valentin, J. D. Hester, Y. Luo, J. Mamish, S. Orgreni-Memik, T. Aarrestad, H. Javed, V. Loncar, M. Pierini, A. A. Pol, S. Summers, J. M. Duarte, S. Hauck, S. Hsu, J. Ngadiuba, M. Liu, D. Hoang, E. Kreinar, and Z. Wu, "hls4ml: An open-source codesign workflow to empower scientific low-power machine learning devices," *CoRR*, vol. abs/2103.05579, 2021. [Online]. Available: <https://arxiv.org/abs/2103.05579>
- [117] G. D. Guglielmo, J. M. Duarte, P. C. Harris, D. Hoang, S. Jindariani, E. Kreinar, M. Liu, V. Loncar, J. Ngadiuba, K. Pedro, M. Pierini, D. S. Rankin, S. Sagor, S. Summers, N. Tran, and Z. Wu, "Compressing deep neural networks on fpgas to binary and ternary precision with HLS4ML," *CoRR*, vol. abs/2003.06308, 2020. [Online]. Available: <https://arxiv.org/abs/2003.06308>

- [118] F. Fahim, B. Hawks, C. Herwig, J. Hirschauer, S. Jindariani, N. Tran, L. Carloni, G. D. Guglielmo, P. Harris, J. Krupa, D. Rankin, M. B. Valentin, J. Hester, Y. Luo, J. Mamish, S. Memik, T. Aarrestad, H. Javed, V. Loncar, M. Pierini, A. A. Pol, S. Summers, J. Duarte, S. Hauck, S.-C. Hsu, J. Ngadiuba, M. Liu, D. Hoang, E. Kreinar, and Z. Wu, "hls4ml: An open-source co-design workflow to empower scientific low-power machine learning devices," in *Research Symposium on Tiny Machine Learning*, 2021. [Online]. Available: <https://openreview.net/forum?id=YBFqldo30vG>
- [119] Y. Umuroglu, N. J. Fraser, G. Gambardella, M. Blott, P. Leong, M. Jahre, and K. Vissers, "Finn: A framework for fast, scalable binarized neural network inference," in *Proceedings of the 2017 ACM/SIGDA international symposium on field-programmable gate arrays*, 2017, pp. 65–74.
- [120] M. Blott, T. B. Preußer, N. J. Fraser, G. Gambardella, K. O'brien, Y. Umuroglu, M. Leeser, and K. Vissers, "Finn-r: An end-to-end deep-learning framework for fast exploration of quantized neural networks," *ACM Transactions on Reconfigurable Technology and Systems (TRETS)*, vol. 11, no. 3, pp. 1–23, 2018.
- [121] V. Rybalkin, A. Pappalardo, M. M. Ghaffar, G. Gambardella, N. Wehn, and M. Blott, "Finn-l: Library extensions and design trade-off analysis for variable precision lstm networks on fpgas," in *2018 28th international conference on field programmable logic and applications (FPL)*. IEEE, 2018, pp. 89–897.
- [122] Y. Kim, Y. Li, H. Park, Y. Venkatesha, and P. Panda, "Neural architecture search for spiking neural networks," *CoRR*, vol. abs/2201.10355, 2022. [Online]. Available: <https://arxiv.org/abs/2201.10355>
- [123] E. Mueller, V. Studenyak, D. Auge, and A. Knoll, "Spiking transformer networks: A rate coded approach for processing sequential data," in *2021 7th International Conference on Systems and Informatics (ICSAI)*, 2021, pp. 1–5.
- [124] Z. Zhu, J. Peng, J. Li, L. Chen, Q. Yu, and Z. Zheng, "Spiking graph convolutional networks," 2022. [Online]. Available: <https://openreview.net/forum?id=U13o26VB6KZ>
- [125] M. Xu, Y. Wu, L. Deng, F. Liu, G. Li, and J. Pei, "Exploiting spiking dynamics with spatial-temporal feature normalization in graph learning," *CoRR*, vol. abs/2107.06865, 2021. [Online]. Available: <https://arxiv.org/abs/2107.06865>