

Comparing Traditional and LLM-based Search for Consumer Choice:
A Randomized Experiment

Sofia Eleni Spatharioti
David M. Rothschild
Daniel G. Goldstein
Jake M. Hofman

Microsoft Research, New York City

Note: Paper first presented publicly on May 19, 2023 at University of Pennsylvania, with first pre-print released on July 7, 2023.

Abstract

Recent advances in the development of large language models are rapidly changing how online applications function. LLM-based search tools, for instance, offer a natural language interface that can accommodate complex queries and provide detailed, direct responses. At the same time, there have been concerns about the veracity of the information provided by LLM-based tools due to potential mistakes or fabrications that can arise in algorithmically generated text. In a set of online experiments we investigate how LLM-based search changes people's behavior relative to traditional search, and what can be done to mitigate overreliance on LLM-based output. Participants in our experiments were asked to solve a series of decision tasks that involved researching and comparing different products, and were randomly assigned to do so with either an LLM-based search tool or a traditional search engine. In our first experiment, we find that participants using the LLM-based tool were able to complete their tasks more quickly, using fewer but more complex queries than those who used traditional search. Moreover, these participants reported a more satisfying experience with the LLM-based search tool. When the information presented by the LLM was reliable, participants using the tool made decisions with a comparable level of accuracy to those using traditional search, however we observed overreliance on incorrect information when the LLM erred. Our second experiment further investigated this issue by randomly assigning some users to see a simple color-coded highlighting scheme to alert them to potentially incorrect or misleading information in the LLM responses. Overall we find that this confidence-based highlighting substantially increases the rate at which users spot incorrect information, improving the accuracy of their overall decisions while leaving most other measures unaffected. Together these results suggest that LLM-based information retrieval tools have promise for increasing the productivity of people engaged in decision tasks, and highlights the opportunity of communicating uncertainty to help people know when to do further research.

Introduction

Recent advances in AI, specifically large language models (LLMs), are revolutionizing familiar online applications. One of the first applications to be transformed was the search engine.

ChatGPT, an LLM chatbot, was released on November 30, 2022, and by February 2023, Microsoft and Google announced the upcoming availability of LLM-based search engines and began a rapid rollout with Microsoft ending its waitlist for Bing Chat on May 4, 2023.

How will people's experiences with search change with LLM-based tools? While there are numerous types of searches to investigate, we focus on a type with considerable commercial importance: searching for information about products. Online search engines have been essential components of the conversion journey even before online purchases were possible, as early internet sites used telephone numbers to complete purchases. Search engines play a vital role in what is called the conversion journey for goods and services, that is, the process by which consumers move from interest in a product category to a consideration set, a final product purchase, and even post-purchase activities like seeking support or choosing accessories. In a simple model, consumers begin with an interest in a product category and use search engines to gather preliminary information. They navigate in and out of the search engine as they explore different products. Those who opt to continue the journey move closer and closer to points of purchase, often found with search engines. Because of its integral connection to conversion journeys, search advertising has grown into a very large business, having revenues of \$84 billion in 2022 and making up the largest revenue share among all internet advertising forms (IAB, 2022). LLM-based search engines will presumably change the way people search and change the quantity and quality of user-provided information that can be used for ad targeting, thus altering customers' conversion journeys and the multi-billion dollar businesses built around them.

How will LLM-based search engines change conversion journeys? First, search engine results pages may transition from what are essentially lists of links and instant answers (often explicit quotes from third-party sites) to sequences of natural language messages comprising both external links and answers generated by the LLM itself. One on hand, this shift could potentially reduce the frequency of visits to third-party sites. By providing more comprehensive responses within the search engine itself, users may feel less necessity or inclination to further explore external sources. This change could streamline the decision-making or purchasing process, consequently reducing the overall time spent on these activities. On the other hand, it could increase the time spent on a journey as it makes getting more information so much less costly, encouraging searchers to explore more than they would with traditional search. Second, with more uniform answers (i.e., from a single search tool instead of various independent websites), it will be easier for users to form expectations of quality and accuracy of the search tool's results. It is an open question how the search engines will provide indicators of quality to searchers, but these expectations will evolve over time and drive decisions on when to stop searching and take an action (or not), add more queries, or leave the search engine for more information. Third, search could become a more iterative process, allowing users to build on previous searches in a conversational way that traditional search engine result pages do not easily accommodate. This iterative process will have a direct effect on the length of the conversation journey, how many products and product dimensions the searcher explores, which products and product dimensions the searcher explores, and more. Briefly exploring just three key elements of search that are likely to change relatively soon, we do not know a lot of key details of how these elements will change, how these changes will affect the conversion journeys they control, the

large sums of spent to influence and enhance those journeys, or the even larger sums spent as a result of them.

In what follows, we aim to understand the impact of LLM-based search tools on user behavior. To achieve this, we randomly assign participants to utilize either a conventional search engine or an LLM-based tool. We then observe their behavior while they undertake a product research task, analyzing elements like the queries they issue, the responses they receive, the decisions they make, and more. In the first experiment the LLM-based tool provides natural language answers, while the traditional search provides the more familiar set of relevant links and snippets. We focus mainly on the speed and accuracy of searches, measuring time to completion of each task, number and complexity of queries, and accuracy of final decisions. We also investigate users' perceptions of the reliability of both tools. Our findings from the first experiment reveal that users employing LLM-based search tools complete tasks more quickly, generate fewer (albeit more complex) queries, and demonstrate comparable accuracy for the majority of tasks. However, on tasks specifically designed to challenge the LLM-based tool, the accuracy of these participants declined, seemingly without their awareness. This issue was mitigated in the second experiment through the introduction of color-coded highlighting to alert users to potential inaccuracies. These findings indicate an opportunity for progress in how we communicate information generated by LLM-based tools. This evolution is crucial to ensure that these tools can simultaneously enhance both productivity and accuracy.

Related Work

At the time of writing, LLM-based search is a recent innovation. Its impact on the behavior of those conducting product searches does not seem to be addressed in existing literature.

Nonetheless, our work can be considered an extension of research examining the effects of AI assistance on worker productivity. Moreover, it builds upon the extensive literature on how people utilize search engines during their conversion journeys and how individuals absorb and react to different signals indicating data quality.

Noy and Zhang (2023) executed an online experiment to evaluate the impact of LLM-based writing assistants on worker productivity and associated measures. The participants were assigned tasks that simulated real work activities, such as writing press releases, brief reports, and emails. Experienced professionals in corresponding fields evaluated the participants' work and found that the AI assistant improved productivity and enhanced the quality of writing in several ways.

Brynjolfsson et al. (2023) explored the influence of generative AI on productivity in the customer service sector by investigating the deployment of a GPT-based chat assistant. They discovered that it positively impacted productivity, especially for lower-skilled workers, and resulted in other beneficial outcomes (e.g., fewer escalations).

In the domain of software developer productivity, Peng et al. (2023) conducted a controlled experiment using an LLM-based coding tool (GitHub Copilot) to assess its impact on productivity. Developers who were assigned coding tasks and randomly provided with LLM assistance completed the tasks in less than half the time it took the control group. The study revealed that certain groups (e.g., less experienced developers) reaped more benefits. Earlier

research by Ziegler et al. (2022) suggested that the rate of acceptance of code suggestions, rather than their actual persistence in the final code, predicts developers' perceptions of productivity. The findings of Peng et al. illustrate that productivity improvements can lead to significant time savings.

While this research primarily focuses on the impact of LLM-based search, it also contributes to the comprehensive literature on how people use search and adapt their search behavior as the technology evolves. Bates (1989) introduced models of online search, importantly focusing not merely on what people were beginning to do, but also how the skills of users co-evolved with the interface. Bennett et al. (2012) offered a detailed categorization of elements of the search session - from terms to the number of queries - that we expand upon in this paper. Liu (2021) surveyed a broad spectrum of research into what users aim to achieve in various search sessions. Numerous studies have examined changes in search behavior, from the impact of new interfaces (Bates, 1989) to auto-completion features (Mittra et al., 2014). This research also builds upon the literature about the conversion journey and how people use search engines to find products (Ramos and Cota, 2008).

Furthermore, our work investigates the potential overreliance on LLM-based tools when their responses contain errors or fabrications, a phenomenon that has been well documented (Liu et al., 2023). Although there has been significant effort to algorithmically identify these mistakes or generate calibrated probabilities for response correctness, most of it has focused on relatively straightforward scenarios, such as standardized tests or similar banks of question-answer pairs (Kadavath et al., 2022; Lin et al., 2022; Yin et al., 2023). Recent research has shown promise for more complex, real-world scenarios with the use of color-coded highlighting of LLM-generated code to help programmers direct their attention to potentially problematic output (Vasconcelos et

al., 2023). In our study, we adapt this approach to LLM-based search, using color-coded highlighting to alert users to potentially misleading information in LLM-generated responses.

In sum, our research relates to these works on worker productivity as it examines task completion with and without LLM assistance, and builds upon the study of conversion journeys through search. However, our paper differs from previous studies concerning worker productivity with LLM-based applications in several key ways. First, our task involves search rather than writing or coding assistance, rendering it more of an information extraction task than a text or code generation task. Second, consumers typically conduct product research for personal benefit, and sometimes even as a form of recreation, contrasting with the more repetitive workplace tasks (like responding to customers) addressed in productivity research. Although both text and code generation, as well as consumer product research, have economic implications, their natures differ.

Domain and Research Questions

The domain we investigate is product research by consumers. In particular, we focus on researching the purchase of a Sports Utility Vehicle (SUV). Figure 1 provides screenshots of a traditional search engine results page and how a currently-running LLM enhanced search tool responds to queries about product dimensions. In both panels the query was “what is the cargo space of a 2020 jeep wrangler?” In the left panel, Bing’s traditional search provides a mixture of organic results (links to websites) and highlighted answers that come from a snippet of a linked website. Note that the instant answers are directly attributed to a specific website. In the right panel, using Bing’s chat-based search, conversational instant answers appear in natural language. It includes the answer to the question in four plausible variations (2 or 4-doors, with seats up or

down). Figure 1 speaks to both key elements we are exploring in this paper: the use of natural language answers in LLM versus links or instant answers directly tied to a link, and the way that Bing’s LLM-based search creates a single format of their answer versus the mix of answer types with outside attribution in the traditional format.

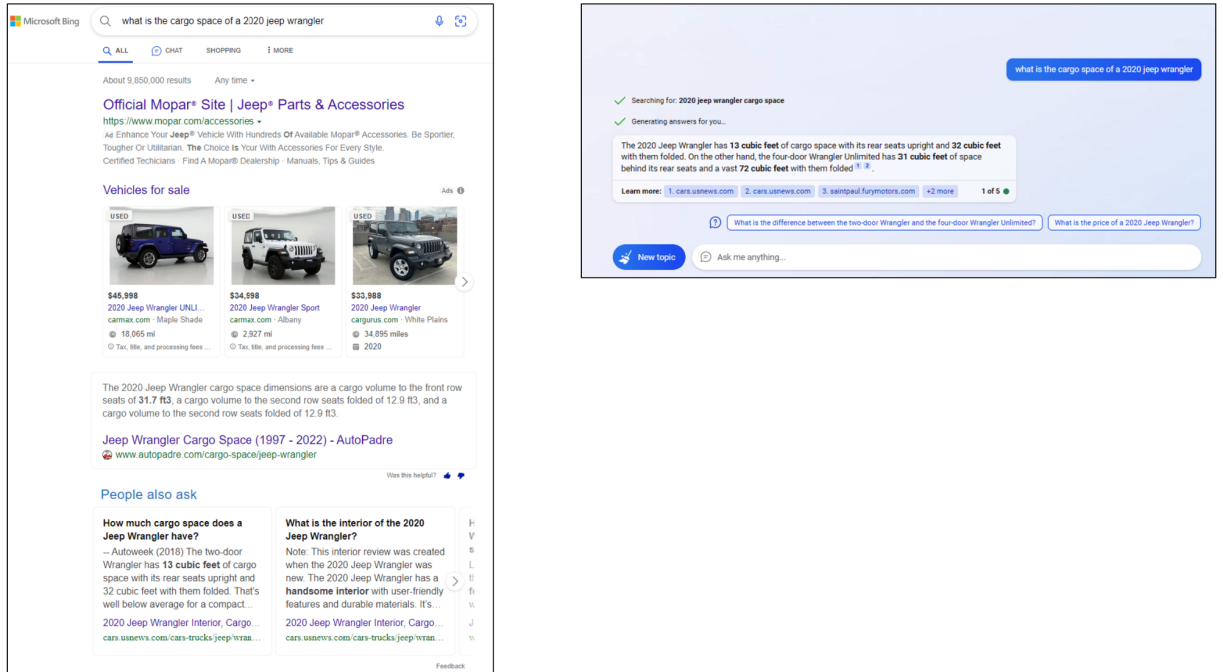


Figure 1: Example of the same query “what is the cargo space of a 2020 jeep wrangler” in (left) Bing’s traditional search on May 15, 2023 and (right) Bing’s conversational search on May 15, 2023.

Suppose a consumer ran an urban delivery service and was in the market for an SUV that offered ample cargo space (to store packages in) but with minimum total length (to facilitate parking). How might they go about searching for a vehicle that maximizes this ratio of cargo space to total length? Looking at data from a traditional search engine (Table 1), we see that people often search for one vehicle at a time and information on one dimension (e.g., cargo space) at a time. Perhaps our hypothetical searcher for a high volume, low length SUV might issue a high number of simple queries when using a traditional search engine.

Number of Vehicles	Number of Dimensions	Percent of Queries	Percent of Queries (w/ 1+ dimension)
1	0	63.00%	–
1	1	25.18%	68.40%
1	2	9.22%	25.05%
1	3	2.00%	5.43%
1	4	0.23%	0.63%
1	5	0.01%	0.01%
1	6	0.00%	0.00%
2	0	0.18%	–
2	1	0.10%	0.26%
2	2	0.07%	0.18%
2	3	0.01%	0.04%
2	4	0.00%	0.00%
3	0	0.00%	–
3	1	0.00%	0.00%

Table 1: Table of number of products and dimensions in all searches for top 25 SUV in 2022. Starting with a list of the top 25 SUV by sales in the first half of 2022 we looked at every 2022 Bing search that included these 25 SUVs and the top 10 most queried dimensions (e.g., cargo space, length, etc). Most queries mention only one vehicle. If a dimension is mentioned, most queries mention only one dimension.

How might the search experience differ in a world with LLM-enabled search tools?

Currently, with traditional search, we would expect a series of 1 product and 1 dimension searches (e.g., “Toyota Highlander total cargo space” in one query and “Toyota Highlander length” in another, followed by similar queries for other SUVs). But in a natural language environment, after getting used to the system, it may feel more natural to provide a more complex search for both products and both dimensions, and even ask the system to do the math to figure out which one has the best cargo space to length ratio. For instance, when choosing between two SUVs, a person could issue a complex query like “Which vehicle has a larger cargo space to length ratio, a Toyota Highlander or a Hyundai Santa Fe?” And, while the traditional search may provide incomplete and/or complicated sets of answers to these complex questions,

LLM-based search is likely to provide a fluent, natural language response. But, two key open questions remain: will users adapt to this new style, and what happens if the LLM response contains mistakes or fabrications?

To gain insight into this question, we conduct two online experiments in which participants are randomly assigned to complete a consumer product research task using either the LLM-based search tool or a traditional search tool and pose the following questions:

- **Research question 1 (efficiency):** How will task completion time and the number (and complexity) of queries issued differ between participants in the LLM search condition as opposed to the traditional search condition?
- **Research question 2 (accuracy):** How will the accuracy of decisions differ between participants in the LLM search condition as opposed to the traditional search condition?
- **Research question 3 (confidence and errors):** How will participants handle mistakes in the LLM responses with and without cues about the confidence reported information?
- **Research question 4 (perceptions):** How will the user experience and perceived reliability of results differ between participants in the LLM and traditional search conditions?

Experiment 1

We designed a task in which participants assume the role of running an urban delivery service (Figure 2). In this role, they are looking to purchase a vehicle to meet their business needs and are choosing between two SUVs. To capture common criteria for choosing a vehicle for deliveries (ability to hold many packages and parking flexibility), we defined the main metric for

choosing a vehicle as the cargo space to total length ratio. Cargo space in this case is defined as the maximum amount of space behind the driver's seat, with all other seats folded down, and total length is defined as the exterior length of the vehicle. Therefore, a higher cargo space to total length ratio would translate to a vehicle that is better suited to meet the delivery service business needs.

Task 1 of 5:

You run an urban delivery service and are looking for a vehicle that is easy to park but can hold a lot of packages.

Which has the larger total cargo space to total length ratio, the **2020 Kia Sportage (LX FWD)** or the **2020 Toyota RAV4 (LE FWD)**?

Ratio means the total cargo space divided by total length. Total cargo space means the maximum amount of space behind the driver's seat (i.e., with all other rows folded down). This is typically measured in cubic feet. Total length means the exterior length of the SUV from the front to back of the car. This is typically measured in inches.

Please use the interface on the right to research these products and make a decision on which one to choose.

- Make sure to include the year, make, model, and trim in your searches to get precise information.
- It's okay to copy and paste text into the search box if you wish.
- It's not necessary, but feel free use the table below to keep track of the information you search for and compare the products you are considering.
- When you have found the best product to purchase based on the above criteria, click the corresponding "Choose" button in the table below.

Product	ratio	Decision
Kia Sportage (LX FWD)	<input type="text"/>	<input type="button" value="CHOOSE"/>
Toyota RAV4 (LE FWD)	<input type="text"/>	<input type="button" value="CHOOSE"/>

Queries left for this task: 10

Figure 2: The main task interface. Participants are asked to choose between two vehicles. Instructions on the scenario and the metric of interest to make a decision are provided on the left, while the search tool is on the right. A notepad on the bottom left is also available for keeping track of found information.

Participants were invited to complete a series of five of the above defined tasks, where the goal for each task was to determine the best option from a randomly generated vehicle pair. We varied the type of assistance they received for their search in making their decisions in a two condition, between-subjects design. In one condition, participants were provided with an

experimental search engine built using the Bing API. Similar to traditional search, the experimental search engine returned a series of clickable links with descriptions based on the input query, that participants would be able to visit to get more information. In the second condition, participants had access to an experimental LLM-based search tool, built using GPT 3.5. The LLM-based tool responded in natural language to participant queries and had no conversational capabilities. No information on the technology used behind either search tool was provided to participants, but in both conditions participants were given a quick tutorial on how to use the corresponding tool and what to expect from it, as shown in Appendix I. Figure 3 shows the difference in responses from the search tool for the two conditions.

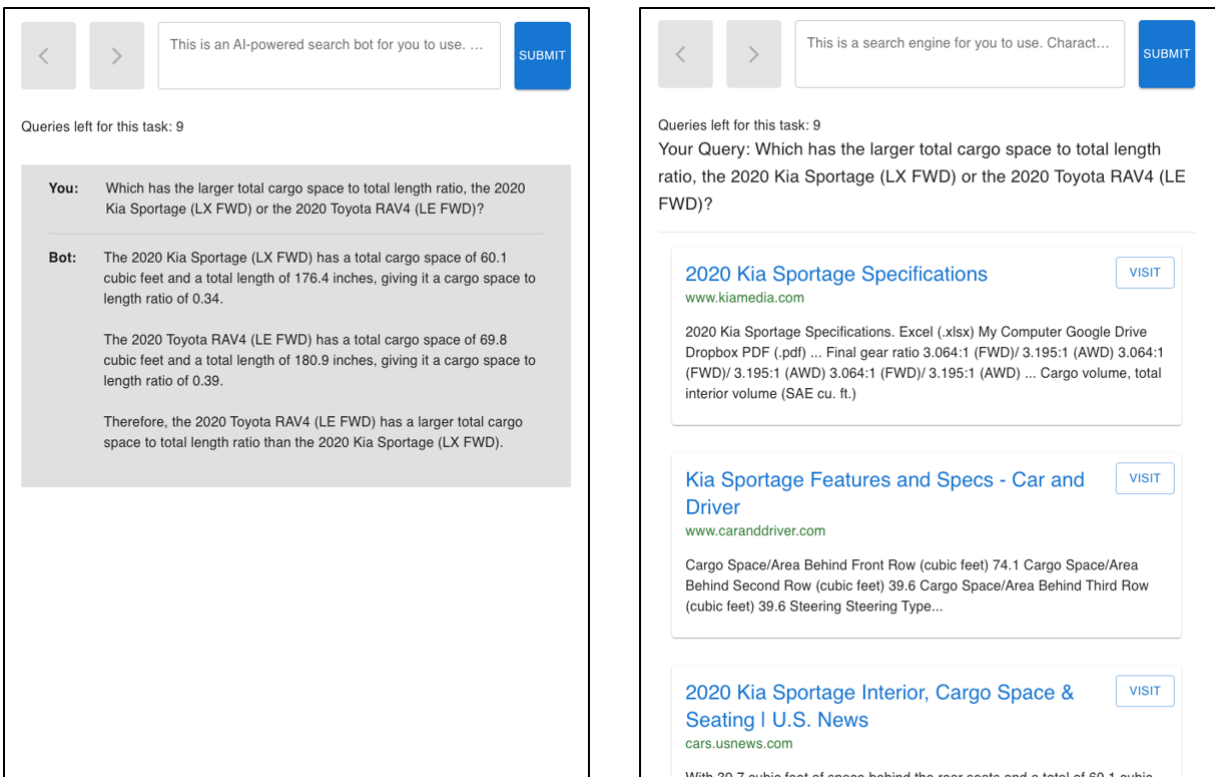


Figure 3: Search tool response interface for both conditions in this experiment: the experimental AI-powered search tool (left) and the experimental search engine (right).

We imposed a limit of 10 searches per task and a limit of 1,000 characters per search. In addition, participants had to complete at least one search to be allowed to make a decision and thus proceed to the next task. For both conditions, participants had access to their full search history and could revisit search tool responses at any time. After completing all available tasks, participants were also asked to complete a brief survey about their experience to conclude the experiment.

The LLM-based search tool was issued the following pre-prompt in order to provide a consistent experience for participants and to signal to participants that it is not a conversational tool: “You are a search engine to be used for finding facts about motor vehicles and doing math. If you are given a query about the features of a commercial car, truck, or SUV, do your best to answer it. If you are given a query that involves doing math, do your best to answer it. If you are given a query that seems like it's trying to refer to a previous conversation, respond with 'Sorry, I do not have the ability to refer to information from past questions or answers.' Otherwise respond with 'Sorry, that does not seem like a relevant query. Please try again.' Show your work.” This pre-prompt was not visible to participants.

In order to increase the chances that participants in the LLM-based tool condition would see a case on which the LLM-based tool reports erroneous information, we set the last item to be identical for all participants and to involve a vehicle with which the LLM-based tool tends to report the incorrect amount of cargo space (the 2020 Toyota 4Runner). In this particular case the LLM-based tool is prone to confuse the cargo space with the seats up for the cargo space with the seats down, thus reporting that the SUV with the largest cargo space (with seats down, as specified in the instructions) actually has the smallest cargo space. Participants in both conditions saw this item, in the same position (task 5).

We recruited 90 U.S. based participants from Amazon Mechanical Turk. For qualifications, we required at least 2500 HITs approved with a 99% minimum approval rate, along with an additional Masters system qualification. Participants were paid \$4 for completing the experiment, with no performance bonuses.

Results for Experiment 1

Efficiency. As shown in Figure 4, participants took less time to complete the task in the LLM-based search condition relative to the traditional search condition, a pattern which is apparent as early as the first question. In both conditions we see a learning effect where participants are slower in the first task compared to subsequent tasks. Participants are simultaneously learning about the task while also learning about the functionality of the tool they are using. In addition to the time to respond being less in the LLM-based search condition, the variance was also lower.

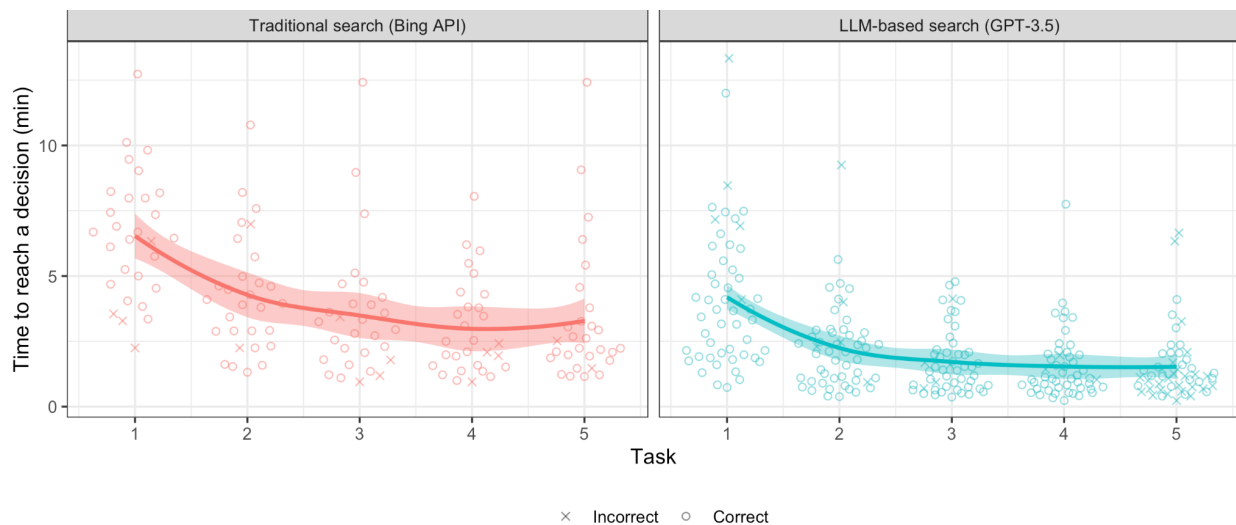


Figure 4: Time to reach a decision by condition and task. Participants answered questions about five pairs of vehicles, which each question counting as one task (horizontal axis). Each point represents one participant’s time taken for the task.

A linear mixed model fit to task duration confirms this. Specifically, we modeled the log task time based on a random effect by participant id, controls for task number, and a fixed effect for condition ($\text{lmer: log}_{10}(\text{task_duration_full}) \sim (1|\text{worker_id}) + \text{as.factor}(\text{task_num}) + \text{condition}$). The fixed effects estimates revealed statistically and practically significant effects of task number and condition on the log-transformed task duration. The LLM-based condition significantly reduced the log-transformed task duration compared to the traditional search condition (Estimate = -0.31613, SE = 0.05542, $t(78) = -5.70$, $p < .001$), and all tasks were faster, on average, relative to the first across conditions. The estimated average task durations, back-transformed from the log₁₀ scale, were 3.4 minutes (95% CI [2.8, 4.1]) for the traditional search condition and 1.6 minutes (95% CI [1.4, 1.9]) for the LLM-based search condition, a roughly 50% reduction for the LLM-based tool.

Consistent with participants taking less time to answer with the LLM-based tool, participants issued fewer queries with the LLM-based tool as well, as shown in Figure 5. With the LLM-based tool, most participants issued one query in all the tasks, while with the search tool, two queries was the most common pattern. Interestingly, many participants in the traditional search condition navigated to product information or comparison pages that allowed them to get both measurements for both vehicles in fewer than four, simpler queries for one product and dimension at a time.

We tested this difference with a generalized linear model, using a Poisson link function to model the number of queries by participant id as a random effect, task number as a control, and condition as a fixed effect ($\text{glmer: num_queries} \sim (1|\text{worker_id}) + \text{as.factor}(\text{task_num}) + \text{condition}$, family = poisson, data = task_data). The model revealed a modest but statistically

significant main effect of condition on the number of searches (Estimate = -0.26, SE = 0.12, z = -2.244, p = 0.02). The estimated average number of queries made was 2.5 (95% CI [2.1, 3.0]) for the traditional search condition and 1.9 (95% CI [1.7, 2.2]) for the LLM-based search condition.

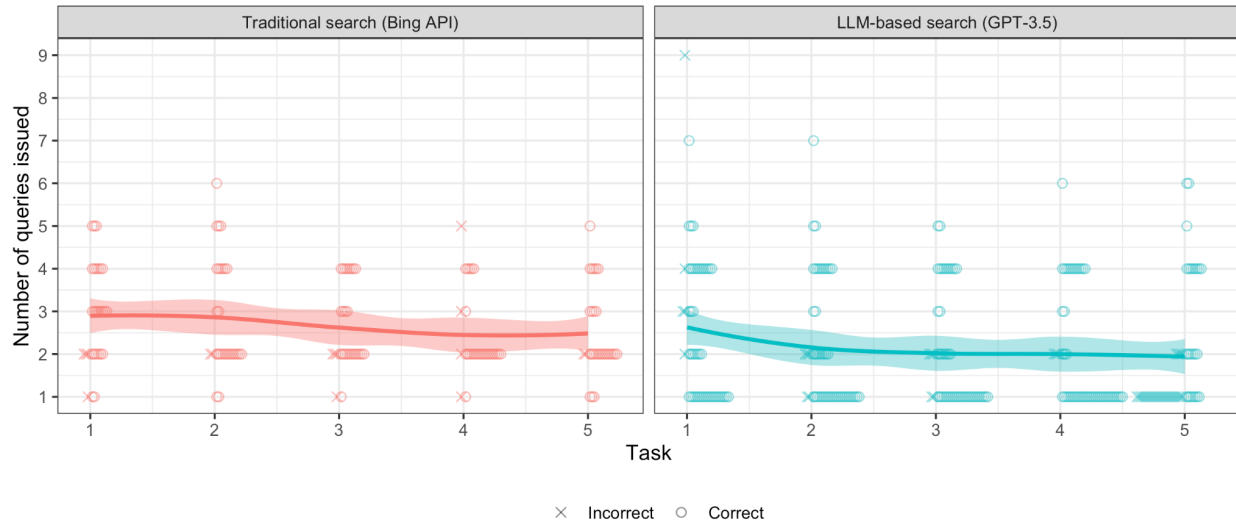


Figure 5: Number of queries issued by condition and task. Each point represents one participant’s number of queries for the task.

While participants take less time and issue fewer queries in the LLM-based search condition, they make up for fewer queries by asking more complex queries. We average the complexity of each person by task in Figure 6, where complexity is a number between 1 and 5 representing the number of unique elements of interest noted in the query. This could include 0, 1, or 2 products, 0, 1, or 2 dimensions, and 0 or 1 math question for the ratio of cargo space to length. Traditional search starts up above 2 on average and goes down, while LLM-based search starts near 3 on average and goes up. Most of the gains, in both conditions, are between the 1st and 3rd task. Most LLM-based searches are either 2 or 5, with comparatively few at 3 or 4. Similar to the telemetry data noted in Table 1, a surprising amount of traditional search is just 1 (i.e., a single product and no dimensions). While it takes a lot of time and queries, these searchers are almost always make correct final decisions.

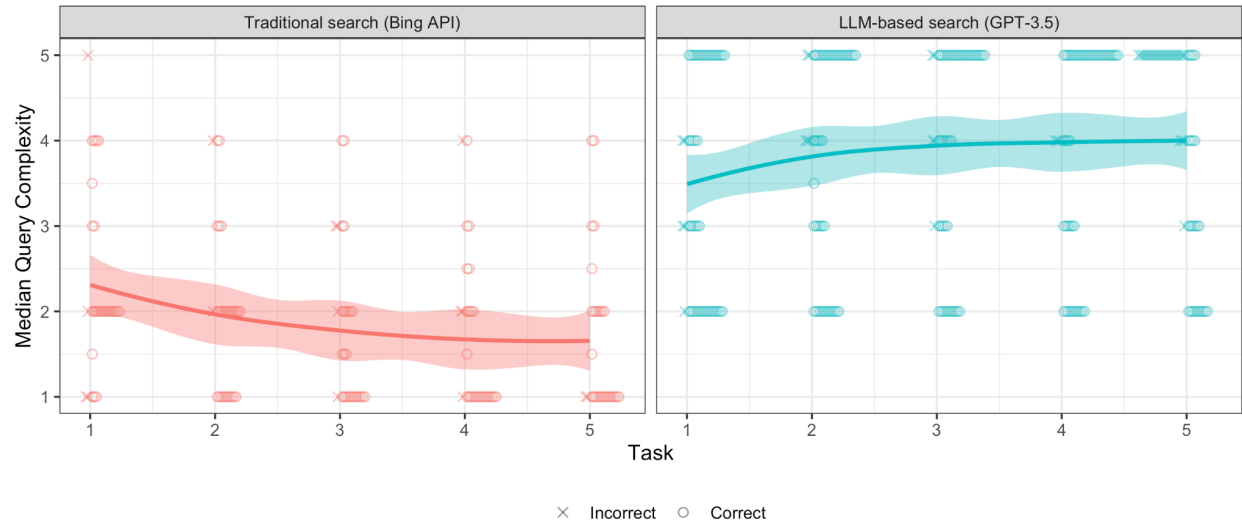


Figure 6: Complexity of queries issued by condition and task. Each point represents an average of the complexity of all of the queries issued by a given participant in a given task.

We tested this difference with a generalized linear model, using a Poisson link function to model the complexity of queries by participant id as a random effect, task number as a control, and condition as a fixed effect (glmer: $\text{complexity} \sim (1|\text{worker_id}) + \text{as.factor}(\text{task_num}) + \text{condition}$, family = poisson, data = task_data). The model revealed a statistically significant main effect of condition on the complexity of queries (Estimate = 0.65, SE = 0.09, $z = 7.38$, $p < 0.001$). The estimated average complexity of queries made was 1.8 (95% CI [1.6, 2.1]) for the traditional search condition and 3.4 (95% CI [3.1, 3.8]) for the LLM-based search condition.

Accuracy. Figure 7 shows accuracy by task. For the routine tasks (comparisons between 8 popular, randomly-paired SUV models) accuracy was comparable between the two conditions, despite the traditional search users spending more time and issuing more queries to answer the questions. On the task designed to be difficult (i. e., one where the LLM tends to err), accuracy

drops greatly due to mistakes in the LLM’s responses, largely due to it returning the cargo space with the second row of seats up instead of down.

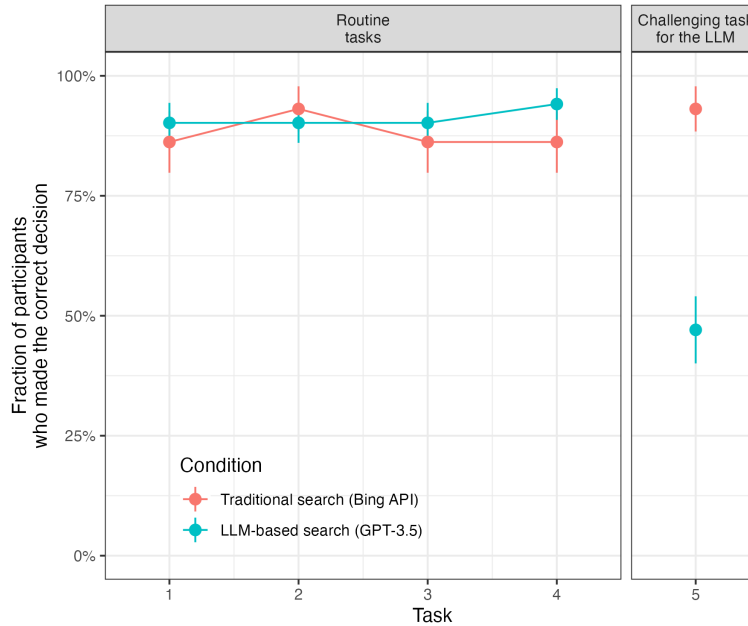


Figure 7: Accuracy by condition. The first four tasks are routine (comparisons between 8 popular SUV models), whereas the fifth is a comparison selected for which the LLM tends to err. Points represent means and error bars are plus or minus one standard error.

To compare accuracy between conditions we fit a generalized linear model for the first four “routine” tasks. Specifically, we modeled whether participants made the right choice for each task, accounting for random effects by participant id, controls for the task, and a fixed effect for the condition they were assigned to (traditional vs. LLM-based search), with a logistic model (glmer: $is_correct_decision \sim (1|worker_id) + as.factor(task_num) + condition$, family = binomial). The fixed effects estimates revealed no significant effect of condition on the likelihood of making a correct decision for routine tasks ($z = 0.99$, $p = 0.33$). The estimated probabilities of making a correct decision, averaged over routine tasks, were 92.3% (95% CI [83%, 97%]) for the traditional search condition and 95.3% (95% CI [89%, 98%]) for the LLM-based search condition.

We used a separate generalized linear model to investigate accuracy in the final task, which was constructed to be challenging for the LLM. Specifically, we fit a logistic model with a fixed effect for the condition to predict whether participants made the right choice for this task (glmer: `is_correct_decision ~ condition, family = binomial`). The fixed effect estimate showed that the LLM-based search condition had a significant negative effect on the likelihood of making a correct decision compared to the traditional search condition (Estimate = -2.72, SE = 0.79, $z = -3.46$, $p < .001$). The estimated probabilities of making a correct decision were 93% (SE = 5%, 95% CI [76%, 98%]) for the traditional search condition and 47% (SE = 7%, 95% CI [34%, 61%]) for the LLM-based search condition.

The previous figures hint at what happens in the final task: participants that have very complex queries are much more likely to get the task wrong. We dissected the query stream of the 51 participants in the LLM-based search condition: 30 of them did just one query in the final task with 23 getting the wrong answer and 7 getting the right answer. All 23 were given the wrong answer from their query, while all 7 that got the right got the correct answer from their query (most of the 23 that got wrong answers cut and paste the directions into the query, while the 7 that got right answers wrote in variations of the directions). Ten respondents had 2 queries (6 were correct and 4 wrong), and again their accuracy was directly driven by the accuracy of the answer to their queries. Eleven participants issued 4 or more queries: all of their queries returned correct answers and they all picked the correct option. No participant re-queried a product and dimension after seeing a wrong answer. Again these wrong answers were always driven by the LLM-based output giving a seats-up cargo space, rather than seats-down, giving a very small value for one particular SUV: yet, no participant issued a further query after getting an abnormally small cargo space reading on the fifth task.

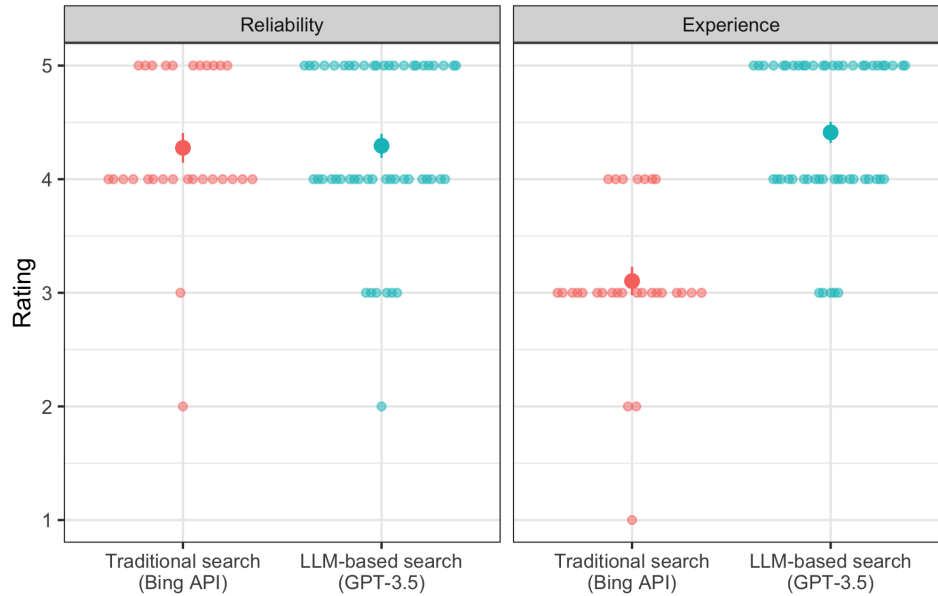


Figure 8: Results on user perceptions. Each smaller point represents one participant’s response, the larger points show the mean by condition with error bars of +/- 1 SE.

User experience and perceived reliability. In the survey at the end of the experiment we asked participants to rate the overall search experience they were shown and to rate the reliability of the results they were shown, both on 5 point Likert scales, with 1 being the worst and 5 being the best. As seen in Figure 8, perceived reliability was similar between conditions and overall quite high, which is remarkable in that many using the LLM-based tool were exposed to an erroneous response on the last task (by design). We find no statistically significant difference in participants’ subjective ratings of the reliability of the results they were shown ($t(62.03) = 0.11, p = 0.91$), indicating that users in the LLM condition who saw unreliable information were unaware of the errors made in the LLM output. Where experience is concerned, users strongly preferred completing the task with the LLM-based tool compared to traditional search. Overall we find that participants strongly preferred the LLM-based search experience (with average rating of

4.41) compared to the traditional search experience (with an average rating of 3.10), a statistically significant difference ($t(58.00) = 8.38, p < .001$).

Experiment 2

In the previous experiment we saw that while LLM-based search helped participants arrive at decisions faster than traditional search, these decisions were often—but not always—of the same quality. Specifically, when the LLM response contained inaccurate information, it was difficult for participants to spot these mistakes due to a lack of cues about the veracity of the information they were shown. We designed our second experiment to investigate how people react to explicit cues that convey confidence in the responses generated by the LLM, and how this affects their decision making.

This experiment was a three condition, between-subjects design where all participants were assigned to use the same LLM-based search tool that generated the same responses to a given query.¹ The only thing that varied between conditions was how the numerical measurements in the responses were displayed visually via color coding. In the control condition, participants saw answers similar to those shown in Experiment 1—plain text without any cues about the veracity of measurements in the response. In each of the two treatment conditions, participants saw confidence-based color highlighting for numerical measurements contained in responses. As depicted in Figure 9, the “High + low confidence” condition showed green highlighting for “high confidence” measurements and red for “low confidence” ones, whereas the “Low confidence only” condition showed red highlighting for “low confidence” measurements only. The highlighting of each measurement was based on the token generation

¹ We used GPT-3 in this experiment in order to have access to token probabilities, which are not available with GPT-3.5 used in the first experiment.

probabilities provided by GPT-3, with a generation probability of less than or equal to 50% displayed as a red highlight and greater than 50% displayed as a green highlight.²

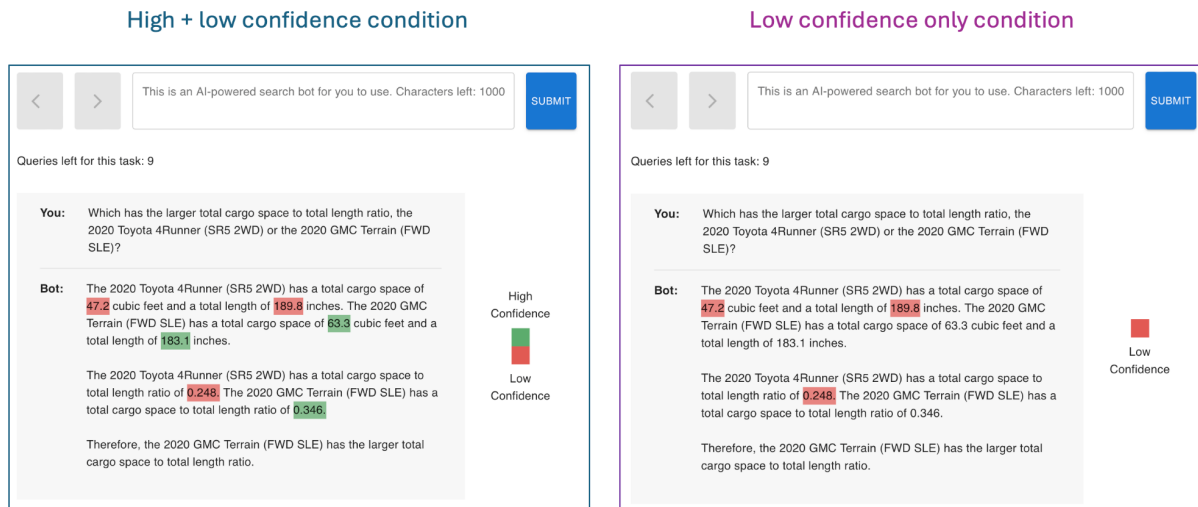


Figure 9: The two treatments tested in Experiment 2: highlighting of both low and high confidence measurements (left) and only low confidence measurements (right). There was an additional control condition in which no highlighting was shown, mirroring Experiment 1.

The procedure was nearly identical to Experiment 1. Participants completed a sequence of three decision tasks comparing pairs of SUVs on the same criteria as in our first experiment (the ratio of total cargo space to total length). And, as in the first experiment, all but the last task were “routine” for the LLM in that there was a high likelihood of it returning correct information with high confidence, whereas the third task was once again “challenging” for the LLM and likely to contain inaccurate information, but with low confidence. We achieved this by pre-prompting the LLM with ground truth measurements for the vehicles involved in each task *on everything except the first query of the third task*. This meant that the first and second tasks largely returned accurate information with high confidence, but the first query of the third task

² Specifically, for measurements greater than 1, we used the token probability for the whole number token only (to the left of the decimal), whereas for measurements less than 1 we used the token probability for the decimal token only (to the right of the decimal). For example, for “47.2” the token probability for “47” is used, whereas for “0.248” the token probability for “248” is used.

often contained mistakes that were highlighted as low confidence. So if participants issued queries of the form “Which has the larger total cargo space to length ratio the 2020 Toyota 4Runner or the the 2020 GMC Terrain” on the first query of the third task, those in the treatment condition would see cues about potentially unreliable information in the LLM response. The key question in this experiment was whether participants in the treatment conditions would take note of these low confidence cues and issue subsequent queries to double check the information they were shown.

We recruited 120 U.S. based participants from Amazon Mechanical Turk from a vetted pool of high-effort workers. For qualifications, we required at least 2,500 HITs approved with a 99% minimum approval rate. Participants were paid \$5 for completing the experiment, with no performance bonuses.

Results for Experiment 2

As in our first experiment, we analyzed efficiency, accuracy, and perceived experience across all conditions, but in this experiment we compare the three different treatments of confidence highlighting in LLM-based search instead of contrasting LLM-based search with traditional search.³ For brevity we include only top-level results on the accuracy and perceived experience here, with the remaining results presented in the Appendix.

³ Of note, results are not directly comparable between the two experiments because Experiment 1 used GPT-3.5 whereas Experiment 2 used GPT-3 due the need for token probabilities.

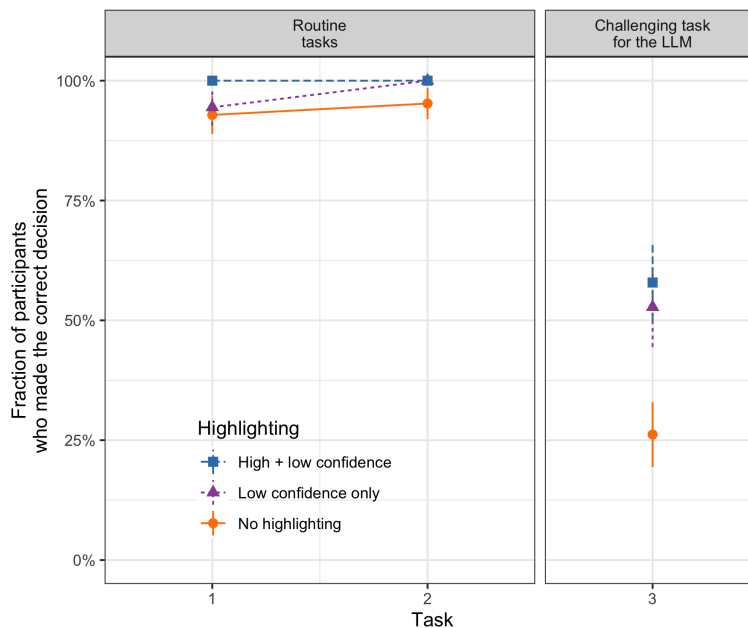


Figure 10: Accuracy by condition. The first two tasks are routine, whereas the third is a comparison selected for which the LLM tends to err. Points represent means and error bars are plus or minus one standard error.

As in our first experiment, for the routine tasks (tasks 1 and 2) where the LLM provided largely reliable information with high confidence, accuracy was comparable between all three conditions, and quite high (Figure 10). However, for the challenging task (task 3) where the LLM provided less reliable information on the first query, we see a dramatic difference between conditions: while accuracy plummets to 26% in the control condition without any confidence highlighting, accuracy in each of the treatment conditions was substantially higher—58% for the high + low confidence condition ($t(74.47) = -2.98, p < 0.01$) and 53% for the low confidence only condition ($t(70.36) = -2.44, p = 0.02$). In this case, both showing high and low confidence cues and simply flagging low confidence information more than doubled accuracy in the decision task.

As shown in additional plots in the appendix, the increased accuracy in the treatment conditions is largely due to participants issuing their initial query, seeing measurements flagged as low confidence, and issuing follow-up queries to double check the information they were shown. Whereas most participants in the control condition made a decision after one query, the majority of participants in the treatment conditions issued two or more queries, costing them some additional time, but more often leading to the correct decision. To narrow in on the most affected participants, 19 participants in the control condition, in both tasks 2 and 3, provided a complete query for their first query (i.e., a query that asked the comparison between both vehicles on the ratio of both dimensions): in both tasks only 2 asked a meaningful follow-up query despite all 19 getting the correct answer in task 2 and wrong answer in task 3. In comparison, for participants in the treatment conditions the amount issuing complete queries as the first query jumped from 24 to 31 between tasks 2 and 3, but the amount asking a meaningful follow-up query jumped from 5 to 15. So, the treatment conditions had a slightly high rate of follow-up queries (relative to the control condition) even when the answer was correct, but had a much higher rate of follow-up queries when the answer was incorrect.

Tying this back to experiment 1, the error the LLM-based search tool created was generally similar: a very small cargo space was assigned to a large SUV (due to outputting the seats up versus seats down size). In experiment 1 (and the control condition in experiment 2) participants were unlikely to issue a follow-up query when confronted with this small cargo space alone, but in the treatment conditions in experiment 2 participants were increasingly likely to follow up when confronted with both the small cargo space and a confidence-based color highlighting indicating uncertainty in that datapoint.

Finally, by way of perceived reliability and search experience, we find that all three conditions were rated quite favorably, and we detected no systematic difference between them, as shown in Figure 11. The no highlighting condition had an average reliability rating of 4.1, whereas the low confidence only condition had an average rating of 3.8 and the high + low confidence condition had an average rating of 4.0. Neither difference between the treatment conditions and the control is statistically significant (low confidence vs. no highlighting: $t(75.62) = 1.90$, $p = 0.06$; high + low confidence vs. no highlighting: $t(77.70) = 0.81$, $p = 0.42$). Similarly, the average search experience rating was 4.2 for the no highlighting condition, 3.9 for the low confidence only condition, and 3.7 for the high + low confidence condition. Despite a directional trend in the estimated means, neither difference is statistically significant (low confidence vs. no highlighting: $t(71.00) = 1.31$, $p = 0.19$; high + low confidence vs. no highlighting: $t(75.75) = 1.92$, $p = 0.06$).

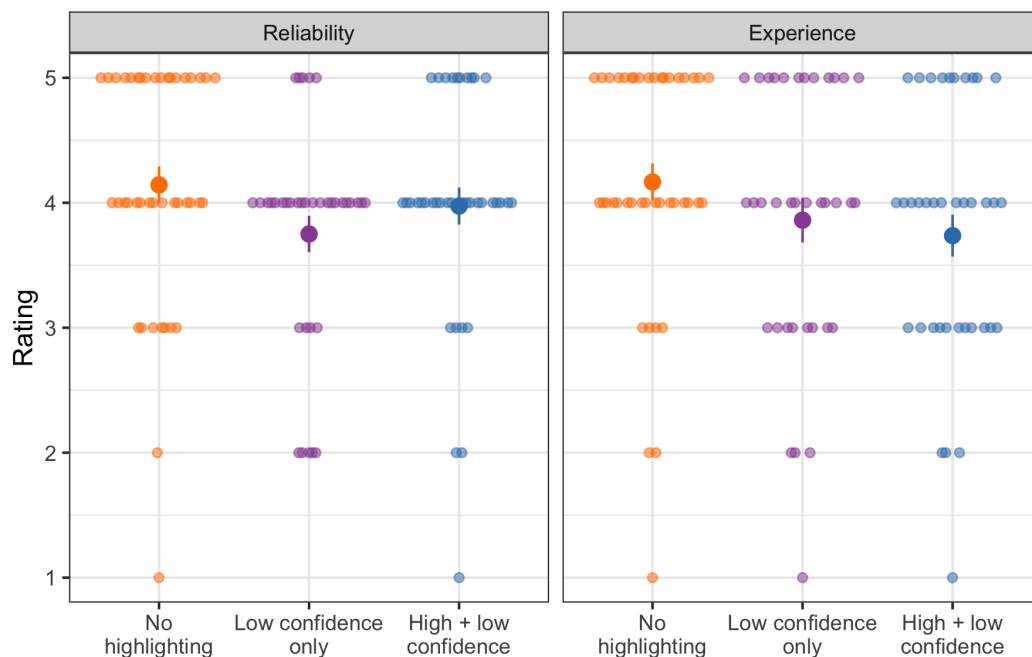


Figure 11: Results on user perceptions. Each smaller point represents one participant's response, the larger points show the mean by condition with error bars of +/- 1 SE.

Discussion and Conclusion

Our first experiment aimed to investigate the impact of using an LLM-based search tool on users' search experience compared to a traditional search engine. Answering our first research question, the results demonstrated that participants using the LLM-based search tool completed tasks significantly faster and issued fewer (but more complex) queries than those using the traditional search engine. Answering our second research question, accuracy remained largely unaffected, with comparable performance between the two conditions on routine tasks. Answering our third research question, the exception to this similar level of accuracy was the difficult task, specifically chosen to lead to errors in the LLM-based search tool, participants in this condition exhibited a significant drop in accuracy. Our second experiment shows how this can be ameliorated by providing users with cues that correlate with the veracity of the information they are shown.

Participants rated the overall search experience of the LLM-based tool much higher than the traditional search engine, which answers our fourth (and final) research question, and is consistent with their ability to complete tasks more quickly and with fewer (and for many more complex) queries. Yet, even though for many participants the LLM had an error in one of the tasks, there was no significant difference in participants' subjective ratings of the reliability of the results they were shown. Thus, while LLM-based search engines work feverishly to fix mistakes before they become answers, this paper adds to the motivation for more work exploring how to detect, signal, and ameliorate issues arising in how users respond to the occasional wrong output.

The paper is as much as result, as it is a challenge: how do we best identify potential errors in LLM-based outputs and how to best convey confidence to users so they can make informed decisions? In this paper we used token probabilities to identify potentially concerning output. In order to do that we had to rely GPT-3.5 to GPT-3.0, because token probabilities were not available GPT-3.5 or GPT-4. Furthermore, token probabilities are not perfectly correlated with error and do not capture all of the nuance that we would like. Further research is already underway for more efficient solutions to identifying potentially concerning output with the proper calibration and nuance. And the color coded system we used to identify potentially concerning datapoints is also just one possible way to convey uncertainty: we are also already exploring further variations of both conveying uncertainty and different methods of engaging with the user that may be more appropriate for various types of potential error.

Thinking more expansively, not all solutions need to involve determining precise probabilities and somehow signaling them to users. For example, in preliminary work on this paper we used a meta-prompt that did not ask for the LLM-based condition to show its work: our assumption was that showing a bunch of numbers may confuse a participant increasing the likelihood of them transcribing the wrong answer from a correct LLM-based output. But, we quickly realized that showing work was the only way for participants to pick up on internal inconsistencies in the LLM-based output (a key indicator of a low quality answer) and for them to learn the basic ranges for various values (helping them better spot anomalies). Building off of that example, research on numerical perspectives has found that people are more likely to spot errors in numbers when those numbers are put into perspective with familiar objects (Barrio, Goldstein, Hofman, 2016). One error the LLM-based tool made in these experiments was reporting the "seats up" cargo space instead of the "total cargo space" (measured with the second

and third rows of seats down) in an SUV. Because people may not realize that 16 cubic feet is too small to be the total cargo space in an SUV (typically 16 feet long), a comparison to a familiar object, such as a large garbage bin, may have helped them.

The paper also hints at possible benefits for traditional search: in the field it is very rare for people to query more than one product and one dimension at a time, despite how common it is to compare products and dimensions. Yet, in the first experiment participants in all conditions are induced to try more complex searches, and participants in the traditional search condition are achieving the correct answer in fewer than four queries, many with two or even one query. It is very possible that the introduction of LLM-based search norms may actually make people more efficient at traditional search as well.

By necessity our findings are narrow, insofar as we explored just two dimensions of a single product category, and a simplified decision task. We focused on high cost durable goods and we expect different goods, that already have dramatically different conversion journeys with traditional search, will be affected in different ways (for example: while users may quickly move to more complex searches for cars, they may maintain more simple searches for cheaper goods). Further, we expect users to respond differently to feedback differently under different conditions (for example: while they may see a signal for low confidence and add in a search if they are exploring cars, they may just forge ahead on a more disposable good). Finally, the choice of what SUV to buy generally involves more vehicles, dimensions, and time, we are just capturing a portion of the conversion journey.

We view this research as part of an opening salvo in what we hope and expect will be a robust literature on how LLM-based tools affect cognition and decision making from conversion journeys to content generation and beyond. With the rapid pace of production of technology and

the pace of users are learning to utilize the technology, we anticipate an intense co-evolution that will continue to challenge the research community's ability to create relevant and impactful work fast enough to meet the shifting landscape, but robust enough to meet the academic standards for which we want, and need, to judge these important disruptions.

Acknowledgements

We thank Jiawei Liu for the initial development of the web framework used in this experiment.

We thank Mark Whiting and Duncan Watts for assistance in recruiting participants in the second experiment. We thank the audience at University of Pennsylvania's "Large Language Models: Behavioral Science Meets Computer Science" workshop on May 19, 2023. We also thank Susan Dumais for her invaluable feedback.

References

Barrio, Pablo J., Daniel G. Goldstein, & Jake M. Hofman. (2016). Improving comprehension of numbers in the news. Proceedings of the 2016 CHI Conference on Human Factors in Computing Systems (CHI '16).

Bates, M. J. (1989). The design of browsing and berrypicking techniques for the online search interface. *Online review*, 13(5), 407-424.

Bennett, P. N., White, R. W., Chu, W., Dumais, S. T., Bailey, P., Borisyuk, F., & Cui, X. (2012, August). Modeling the impact of short-and long-term behavior on search personalization. In Proceedings of the 35th international ACM SIGIR conference on Research and development in information retrieval (pp. 185-194).

Brynjolfsson, Erik, Danielle Li, and Lindsey R. Raymond. (2023). Generative AI at Work. NBER Working Paper No. 31161, April 2023.

https://www.nber.org/system/files/working_papers/w31161/w31161.pdf

IAB (2022), PwC IAB Internet Advertising Revenue Report: Full Year 2022.

https://www.iab.com/wp-content/uploads/2023/04/IAB_PwC_Internet_Advertising_Revenue_Report_2022.pdf

Kadavath, S., Conerly, T., Askill, A., Henighan, T., Drain, D., Perez, E., ... & Kaplan, J. (2022). Language models (mostly) know what they know. <https://arxiv.org/abs/2207.05221>

Lin, S., Hilton, J., & Evans, O. (2022). Teaching models to express their uncertainty in words. <https://arxiv.org/abs/2205.14334>

Liu, J. (2021). Deconstructing search tasks in interactive information retrieval: A systematic review of task dimensions and predictors. *Information Processing & Management*, 58(3), 102522.

Liu, Nelson F., Tianyi Zhang, and Percy Liang (2023). Evaluating Verifiability in Generative Search Engines. <https://arxiv.org/abs/2304.09848>

Mitra, B., Shokouhi, M., Radlinski, F., & Hofmann, K. (2014, July). On user interactions with query auto-completion. In *Proceedings of the 37th international ACM SIGIR conference on Research & development in information retrieval* (pp. 1055-1058).

Noy, Shakked and Zhang, Whitney, Experimental Evidence on the Productivity Effects of Generative Artificial Intelligence (March 1, 2023). Available at SSRN: <https://ssrn.com/abstract=4375283> or <http://dx.doi.org/10.2139/ssrn.4375283>

Peng, Sida, Eirini Kalliamvakou, Peter Cihon, and Mert Demirel. (2023). The Impact of AI on Developer Productivity: Evidence from GitHub Copilot. arXiv, <https://arxiv.org/abs/2302.06590>

Ramos, A. and Cota, S. (2008). Search engine marketing McGraw-Hill, Inc.

Vasconcelos, H., Bansal, G., Fourney, A., Liao, Q. V., & Vaughan, J. W. (2023).

Generation probabilities are not enough: Exploring the effectiveness of uncertainty highlighting in AI-powered code completions. <https://arxiv.org/abs/2302.07248>

Yin, Z., Sun, Q., Guo, Q., Wu, J., Qiu, X., & Huang, X. (2023). Do Large Language Models Know What They Don't Know? <https://arxiv.org/abs/2305.18153>

Ziegler, Albert, Eirini Kalliamvakou, X. Alice Li, Andrew Rice, Devon Rifkin, Shawn Simister, Ganesh Sittampalam, and Edward Aftandilian. 2022. Productivity assessment of neural code completion. In Proceedings of the 6th ACM SIGPLAN International Symposium on Machine Programming (MAPS 2022). <https://doi.org/10.1145/3520312.3534864>

Appendix

I. Experiment 1

Tutorial. Before starting the first task, participants in each condition were given a short tutorial on what to expect from the search tool they would be using. Figure A1 shows the tutorial for the traditional search condition and Figure A2 shows the tutorial for LLM-based search.

Page 1 of 1

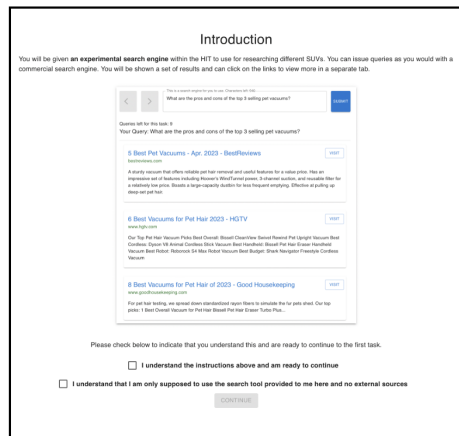
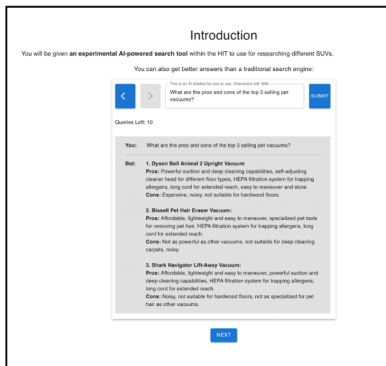
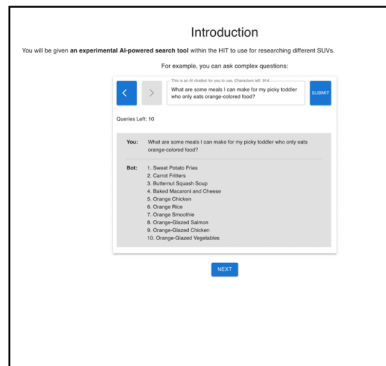


Figure A1: The tutorial for participants who were in the traditional search condition.

Page 1 of 3



Page 2 of 3



Page 3 of 3

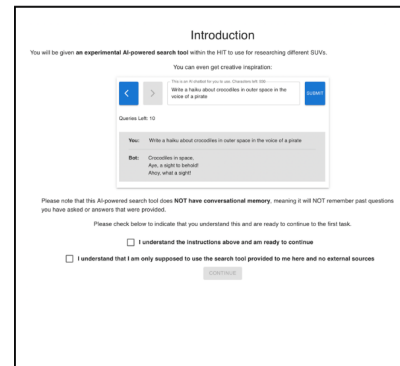


Figure A2: The tutorial for participants who were in the LLM-based search condition.

Speed and accuracy jointly. Speed and accuracy are both desirable for search engine users.

Figure A3 plots them against each other. The upper left corner of each panel represents the best performance, that is, the most correct answers in the least amount of time. To facilitate seeing patterns despite overplotting, a density was fit to the responses to create a heat map. The high density areas in both panels show the participants with the LLM tools in a favorable position near the upper left. They have less variance in time taken but more variance in accuracy, mostly owing to the additional item designed to be difficult. Performance on this item is marked with an x showing that the vast majority of participants who did not score all the questions correctly made an error on this item.

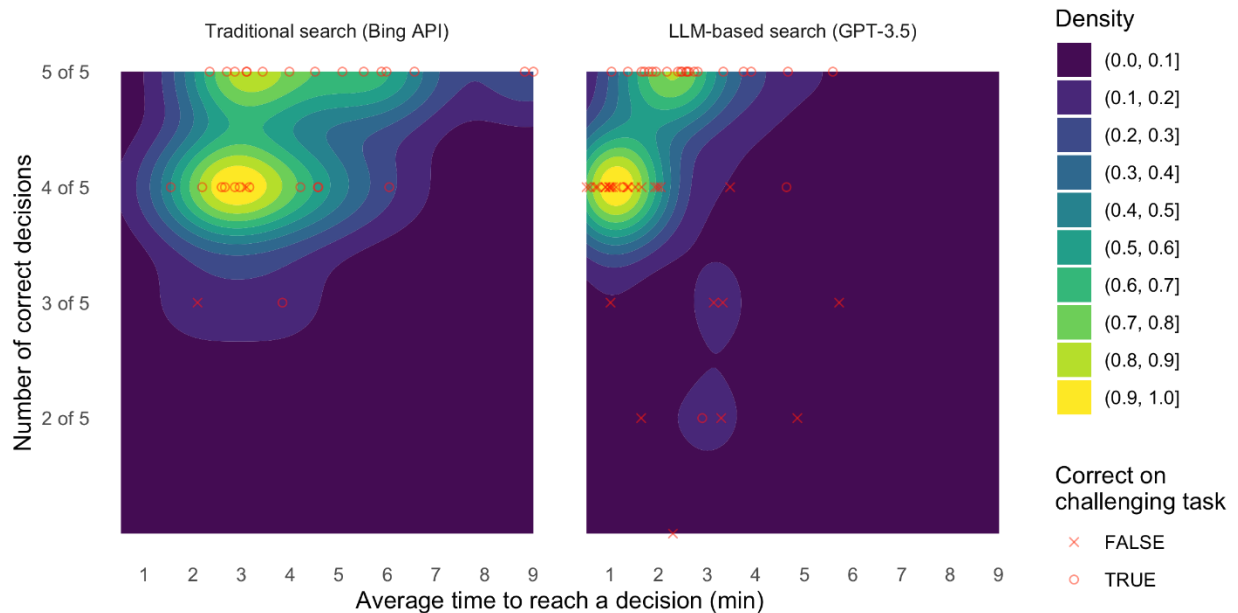


Figure A3: Joint view of speed and accuracy. Each point represents the data from one participant over five questions. Points are represented with an “o” if they got the challenging question correct and a “x” if they failed to.

II. Experiment 2

Efficiency. As in our first experiment, across conditions we see a learning effect where participants take less time to reach a decision on the second task compared to the first (Figure A4). Using a similar linear mixed model as in Experiment 1 to model log task duration on the routine tasks, we find that on average across all conditions, participants take 3.3 minutes (95% CI [2.9 minutes, 3.7 minutes]) to complete the first task, but only 1.8 minutes (95% CI [1.6 minutes, 2.0 minutes]) to complete the second task. Averaged over both of these tasks, we find that participants in the treatment conditions were slightly slower than those in the control overall, with a statistically significant difference for high + low confidence highlighting compared to no highlighting ($t(113) = 2.09, p = 0.04$) but no evidence of a systematic difference for low confidence highlighting only ($t(113) = 0.63, p = 0.53$). On the third task, where participants encounter potentially unreliable information, we see an increase in time to decision for the two treatment conditions that highlight potentially unreliable information, but no such increase for the control without confidence highlighting (low confidence only vs. no highlighting: $t(72.79) = -2.53, p = 0.01$; high + low confidence vs. no highlighting: $t(72.63) = -3.70, p < 0.001$).

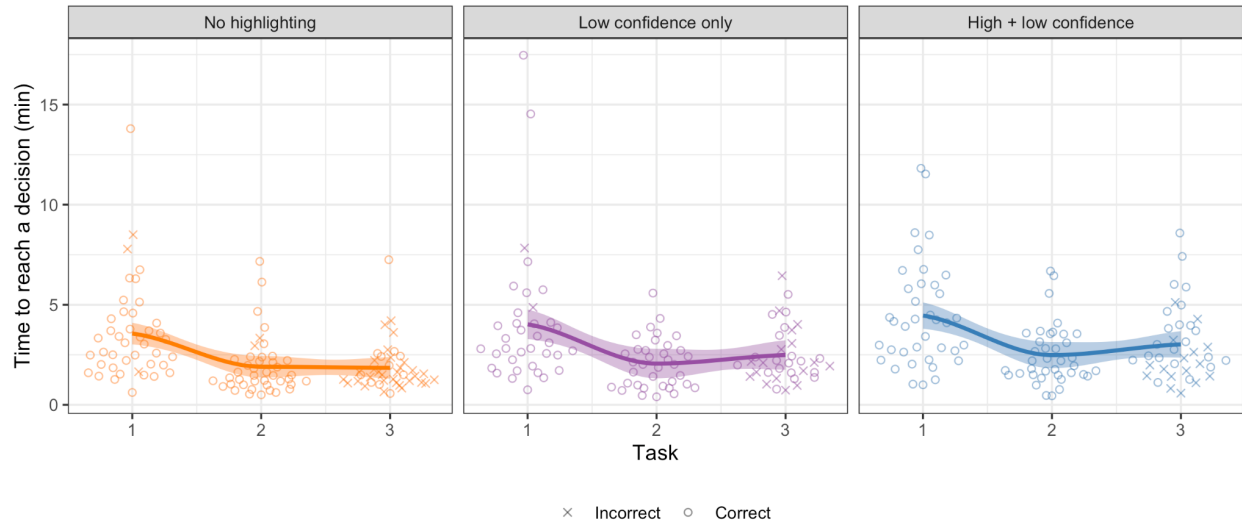


Figure A4: Time to reach a decision in Experiment 2 by condition and task. Each point represents one participant’s number of queries for the task.

Analyzing the number of queries using a similar linear mixed model as in Experiment 1, we find no evidence of systematic differences in the number of queries issued in the first two routine tasks across conditions, with participants issuing 2.3, 2.7, and 2.7 queries per task on average for the no highlighting, low confidence only, and high + low confidence conditions, respectively. However, in the third task we see substantial increases in the number of queries for the two treatment conditions compared to the control (low confidence only vs. no highlighting: 3.0 vs 2.2 queries on average, $t(70.97) = -2.00$, $p = 0.05$; high + low confidence vs. no highlighting: 3.6 vs 2.2 queries on average, $t(73.21) = -3.29$, $p = 0.002$). This is visually apparent in Figure A5, as depicted in uptick in queries for the middle and right panels compared to the left panel.

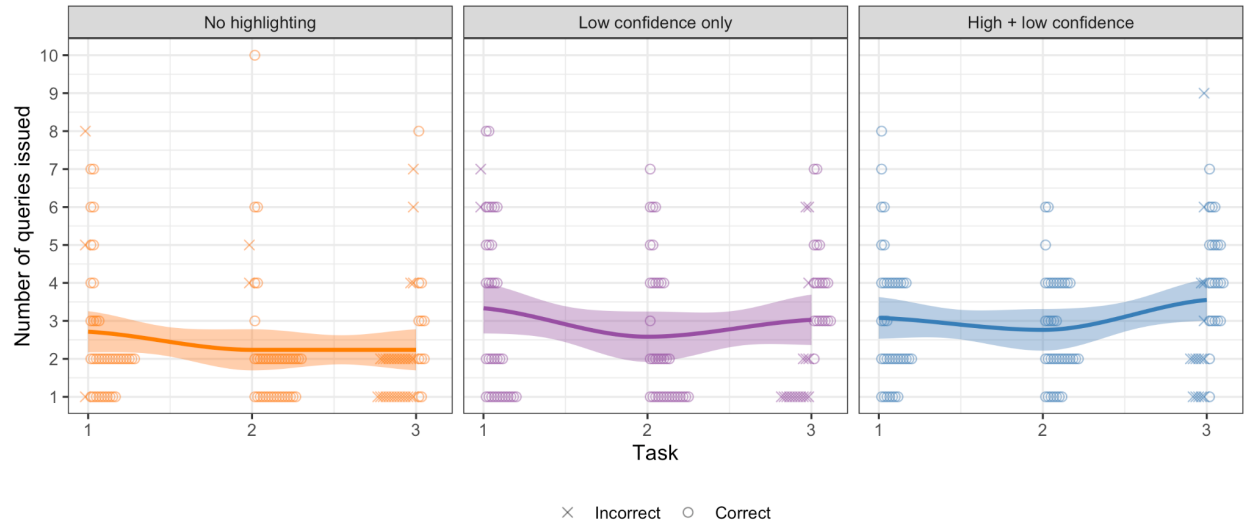


Figure A5: Number of queries issued in Experiment 2 by condition and task. Each point represents one participant's number of queries for the task.