

# Encrypted Dynamic Control exploiting Limited Number of Multiplications and a Method using Ring-LWE based Cryptosystem

Joowon Lee, Donggil Lee, Junsoo Kim, and Hyungbo Shim

**Abstract**—In this paper, we present a method to encrypt dynamic controllers that can be implemented through most homomorphic encryption schemes, including somewhat, leveled fully, and fully homomorphic encryption. To this end, we represent the output of the given controller as a linear combination of a fixed number of previous inputs and outputs. As a result, the encrypted controller involves only a limited number of homomorphic multiplications on every encrypted data, assuming that the output is re-encrypted and transmitted back from the actuator. A guidance for parameter choice is also provided, ensuring that the encrypted controller achieves predefined performance for an infinite time horizon. Furthermore, we propose a customization of the method for Ring-Learning With Errors (Ring-LWE) based cryptosystems, where a vector of messages can be encrypted into a single ciphertext and operated simultaneously, thus reducing computation and communication loads. Unlike previous results, the proposed customization does not require extra algorithms such as rotation, other than basic addition and multiplication. Simulation results demonstrate the effectiveness of the proposed method.

**Index Terms**—Encrypted control, security, privacy, homomorphic encryption, networked control.

## I. INTRODUCTION

WITH the development of various attack methods targeting networked control systems [1], [2], confidentiality of such systems has gained importance to protect transmission data and the system model from potential adversaries, who attempt to gather private control data and generate more sophisticated attacks based on the collected information. One of the approaches to protect significant data within the networked system is to use cryptography as in [3]. However, not all cryptosystems enable direct computations on encrypted data, thus putting the data in the middle of some operations on the network at risk of disclosure.

In this context, the notion of encrypted controller has been introduced, as in [4]–[8], where the controller operates directly over encrypted signals and parameters without decryption

through the use of homomorphic encryption. By doing so, all private control data in the network can be protected from the adversaries. This also hinders the adversaries from inferring some information about the plant model. Thus, encryption of controllers leads to enhanced security against attacks that make use of model knowledge or disclosure resources, as classified in [1].

However, implementation of dynamic encrypted controllers is not straightforward due to the recursive nature of the state update in dynamic controllers, while the number of repeated homomorphic operations without decryption is limited in most cryptosystems. Therefore, several methods to encrypt dynamic controllers have been proposed in ways to avoid recursive homomorphic operations being applied to the encrypted controller state. Some of the early works assumed that the whole state of the controller can be transmitted to the actuator and re-encrypted during each sampling period, as in [6]. Here, re-encryption refers to encryption of decrypted signals that are initially from the encrypted controller, and then sending them back to the controller, as depicted in Fig. 1 where  $\bar{\mathbf{u}}(k)$  is the re-encrypted signal. In case when the whole state is re-encrypted, the re-encryption consumes heavy communication load as the state dimension grows.

Later on, encrypted dynamic controllers that transmit only the controller output, instead of the whole state, have been presented using only a limited number of repeated homomorphic operations. For example, in [9], the controller resets its state periodically in order to cease the ongoing recursive operations, but this may result in performance degradation. Meanwhile, by applying re-encryption to the controller output, it is shown in [10] that the encrypted controller can operate non-recursively, for controllers where the output is a function of a finite number of previous inputs and outputs.

On the other hand, research on encrypted dynamic controllers carrying recursive homomorphic operations has been conducted, utilizing techniques from cryptography or control theory. In [7], the controller is encrypted by fully homomorphic encryption, which enables any operation for an unlimited number of times using the bootstrapping technique. However, this technique has been regarded impractical for real-time operations in control systems due to its high computational complexity. Subsequently, in [11], a method to recursively update the encrypted state without bootstrapping is proposed, where only the controller output is re-encrypted. In this case, to implement the recursive multiplications, a specific type of encryption scheme [12] is utilized, which allows the external

This work was supported by the National Research Foundation of Korea(NRF) grant funded by the Korea government(MSIT) (No. RS-2022-00165417).

J. Lee and H. Shim are with ASRI, Department of Electrical and Computer Engineering, Seoul National University, Korea.

D. Lee is with the Center for Intelligent and Interactive Robotics, Korea Institute of Science and Technology, Korea.

J. Kim is with the Department of Electrical and Information Engineering, Seoul National University of Science and Technology, Korea.

This work has been submitted to the IEEE for possible publication. Copyright may be transferred without notice, after which this version may no longer be accessible.

product of encrypted data.

### A. Contribution and Outline

In this paper, we present that encrypted linear dynamic controllers can be implemented with any sort of encryption scheme that allows a fixed number of addition and multiplication over encrypted messages, while re-encrypting only the controller output. Indeed, this applies to most homomorphic encryption schemes including somewhat, leveled fully, and fully homomorphic encryption.

To this end, we first show that given a linear controller, its output can be expressed as a linear combination of a fixed number of previous inputs and outputs, motivated by [10]. Then, by re-encrypting the controller output (instead of the whole state), the operation of the controller becomes non-recursive in the sense that homomorphic operations are executed only on newly encrypted data, hence it can operate for an infinite time horizon. The controller encrypted accordingly only involves quantization errors, which are generated by converting signals and control parameters into integer messages so that they can be homomorphically encrypted. We also provide a guidance for parameter design ensuring that the error between the encrypted and the given controller output to be arbitrarily small.

Furthermore, we propose an encrypted controller design customized for Ring Learning With Errors (Ring-LWE) based cryptosystems, which are widely used and accessible through libraries such as Microsoft SEAL [13], OpenFHE [14], and Lattigo [15]. Ring-LWE based cryptosystems originate from LWE-based cryptosystems [16], but they are more efficient in terms of computation load and storage as they utilize the structure of polynomial rings. Especially, a vector of messages can be encoded into a polynomial and homomorphically operated at once. Our proposed design makes use of this property to reduce the communication load and the number of homomorphic operations performed by the controller. Moreover, it does not involve algorithms or evaluation keys of Ring-LWE based cryptosystems other than homomorphic addition and multiplication, unlike the previous result [17] that requires rotation and key switching keys. Numerical analysis on the computational burden and simulation results demonstrate the efficiency and practicality of the proposed design.

The rest of the paper is organized as follows. Section II introduces properties of homomorphic encryption and Ring-LWE based cryptosystems, then formulates the problem. In Section III, the design process of encrypted dynamic controllers is presented, generalized for a wide range of homomorphic encryption. In Section IV, our customized design for Ring-LWE based cryptosystems is proposed. Section V compares the customized design with the controller presented in Section III and some previous results. Section VI provides simulation results. Finally, Section VII concludes the paper.

### B. Notation

The sets of integers, positive integers, nonnegative integers, and real numbers are denoted by  $\mathbb{Z}$ ,  $\mathbb{N}$ ,  $\mathbb{Z}_{\geq 0}$  and  $\mathbb{R}$ , respectively. We define  $\mathbb{Z}_N := \{z \in \mathbb{Z} \mid -N/2 \leq z < N/2\}$  for

$N \in \mathbb{N}$ . Let  $\lfloor \cdot \rfloor$ ,  $\lceil \cdot \rceil$ , and  $z \bmod N := z - \lfloor (z + N/2)/N \rfloor N$  for  $z \in \mathbb{Z}$  denote the floor, rounding, and modulo operation, respectively, which are defined element-wisely for vectors and matrices. A sequence of scalars, vectors, or matrices  $a_1, \dots, a_n$  is written as  $\{a_i\}_{i=1}^n$ , and let  $\text{col} \{a_i\}_{i=1}^n := [a_1^\top, a_2^\top, \dots, a_n^\top]^\top$ . The Hadamard product of two column vectors  $a = \text{col} \{a_i\}_{i=1}^n \in \mathbb{R}^n$  and  $b = \text{col} \{b_i\}_{i=1}^n \in \mathbb{R}^n$  is defined as  $a \circ b := \text{col} \{a_i b_i\}_{i=1}^n$ . Let  $\|\cdot\|$  denote the infinity norm of a matrix or a vector. The vectorization of a matrix  $A$  is written by  $\text{vec}(A)$ , and the Kronecker product is written by  $\otimes$ . We denote the zero column vector of length  $n$ , the  $m \times n$  zero matrix, and the  $n \times n$  identity matrix by  $\mathbf{0}_n$ ,  $\mathbf{0}_{m \times n}$ , and  $I_n$ , respectively.

## II. PRELIMINARIES & PROBLEM FORMULATION

### A. Required Homomorphic Properties

Homomorphic encryption allows certain operations on plaintexts (unencrypted data), such as addition and multiplication, to be executed over ciphertexts (encrypted data). Consider a homomorphic encryption scheme with encryption and decryption algorithm denoted by  $\text{Enc} : \mathcal{P} \rightarrow \mathcal{C}$  and  $\text{Dec} : \mathcal{C} \rightarrow \mathcal{P}$ , where  $\mathcal{P}$  and  $\mathcal{C}$  are the space of plaintexts and ciphertexts, respectively. Then, for an operation  $*_{\mathcal{P}}$  over  $\mathcal{P}$ , there exists an operation  $*_{\mathcal{C}}$  over  $\mathcal{C}$  such that

$$\text{Dec}(\text{Enc}(m_1) *_{\mathcal{C}} \text{Enc}(m_2)) = m_1 *_{\mathcal{P}} m_2, \quad \forall m_1, m_2 \in \mathcal{P}.$$

Throughout the paper, we consider homomorphic encryption schemes which support both addition and multiplication over ciphertexts. Though this excludes partial homomorphic encryption developed at the early stage, it is known to be not secure against attacks using quantum computers [18]. This subsection introduces basic properties that are generally satisfied by quantum-resistant homomorphic encryption, rather than dealing with specific schemes. For a detailed introduction to LWE-based cryptosystems, please refer to [19].

The form of the plaintext space varies by cryptosystems, but it is generally based on a finite set of integers. In this subsection, we let the plaintext space be given as  $\mathcal{P} = \mathbb{Z}_N$  with a parameter  $N \in \mathbb{N}$ . Accordingly, the encryption and decryption algorithm satisfy correctness, *i.e.*,

$$\text{Dec}(\text{Enc}(m)) = m \bmod N, \quad \forall m \in \mathcal{P}. \quad (1)$$

The additively homomorphic property refers that there exists an operation  $\oplus$  over ciphertexts such that

$$\text{Dec}(\text{Enc}(m_1) \oplus \text{Enc}(m_2)) = m_1 + m_2 \bmod N, \quad (2)$$

for any  $m_1 \in \mathcal{P}$  and  $m_2 \in \mathcal{P}$ . In addition, due to the multiplicatively homomorphic property, finite linear combinations of plaintexts can be computed over encrypted data, as described in the following property.

**Property 1.** For given  $N \in \mathbb{N}$  and  $\bar{r} \in \mathbb{N}$ , there exists an operation  $\text{Prod}_1$  over ciphertexts such that

$$\begin{aligned} \text{Dec}(\text{Prod}_1(\{\{\text{Enc}(a_i)\}_{i=1}^{\bar{r}}, \{\text{Enc}(m_i)\}_{i=1}^{\bar{r}}\})) \\ = \sum_{i=1}^{\bar{r}} a_i m_i \bmod N, \end{aligned}$$

for any  $a_i \in \mathbb{Z}_N$ ,  $m_i \in \mathbb{Z}_N$ ,  $i = 1, 2, \dots, r$ , and  $r \leq \bar{r}$ .  $\square$

Note that in Property 1, once a plaintext is encrypted, it only undergoes a single homomorphic multiplication and at most  $\bar{r} - 1$  homomorphic additions. As a result, Property 1 can be achieved by most homomorphic encryption schemes, even by somewhat homomorphic encryption where the number of repeated homomorphic multiplications is very limited.

We define the element-wise encryption of integer vectors as  $\text{Enc}_n(a) := \{\text{Enc}(a_i)\}_{i=1}^n$  for any vector of plaintexts  $a \in \mathbb{Z}_N^n$ . Likewise, the component-wise encryption of a matrix  $A = \{A_{ij}\} \in \mathbb{Z}_N^{m \times n}$  is defined as  $\text{Enc}_{m \times n}(A) := \{\{\text{Enc}(A_{ij})\}_{i=1}^m\}_{j=1}^n$ , as a collection of encrypted scalars. For the decryption of collected ciphertexts, let us abuse notation and denote it as  $\text{Dec}(\cdot)$ .

Homomorphic addition of element-wisely encrypted vectors or matrices is also defined element-wisely, satisfying (2). Correspondingly, homomorphic multiplication between  $\text{Enc}_{m \times n}(A)$  and  $\text{Enc}_n(a)$  is defined as

$$\text{Enc}_{m \times n}(A) * \text{Enc}_n(a) := \{b_i\}_{i=1}^n \quad (3a)$$

where

$$b_i := \text{Prod}_1 \left( \{\{\text{Enc}(A_{i,j})\}_{j=1}^n, \text{Enc}_n(a)\} \right), \quad (3b)$$

if  $n$  is less than or equal to  $\bar{r}$  given in Property 1. Furthermore, we define the multiplication between a matrix of plaintexts  $A \in \mathbb{Z}_N^{m \times n}$  and  $\text{Enc}_n(a)$  as

$$A \cdot \text{Enc}_n(a) := \{A_{i,1}\text{Enc}(a_1) \oplus \dots \oplus A_{i,n}\text{Enc}(a_n)\}_{i=1}^m. \quad (4)$$

### B. Ring-LWE based Cryptosystem

This subsection briefly describes Ring-LWE based cryptosystems and their key properties utilized in Section IV. Ring-LWE based cryptosystems make use of the structure of polynomial rings so that both plaintexts and ciphertexts consist of polynomials. They include several well-known homomorphic encryption schemes such as BFV [20], BGV [21], and CKKS [22], which share common properties introduced in this subsection.

A polynomial ring  $R_{p,N} := \mathbb{Z}_N[X]/\langle X^p + 1 \rangle$  can be understood as the finite set of polynomials with degree less than  $p$  and coefficients in  $\mathbb{Z}_N$ . Any integer polynomial can be mapped to a polynomial in this set by taking the modular operation  $\text{mod}(X^p + 1, N)$ , where the operation  $\text{mod } N$  is applied to each coefficient and  $X^p$  is regarded as  $-1$ .

To encrypt (quantized) vector signals in control systems through a Ring-LWE based cryptosystem, a method to encode an integer vector into a polynomial in  $R_{p,N}$  called ‘‘packing’’ [21, Section 5.1.1] can be utilized. Based on the number theoretic transform [23], the packing function  $\text{Pack} : \mathbb{Z}_N^p \rightarrow R_{p,N}$  and the unpacking function  $\text{Unpack} : R_{p,N} \rightarrow \mathbb{Z}_N^p$  satisfy the following properties;

$$\text{Unpack}(\text{Pack}(u)) = u \text{ mod } N,$$

$$\text{Unpack}(f(X) + g(X) \text{ mod } (X^p + 1, N)) = u + v \text{ mod } N,$$

$$\text{Unpack}(f(X)g(X) \text{ mod } (X^p + 1, N)) = u \circ v \text{ mod } N,$$

for any  $u \in \mathbb{Z}_N^p$  and  $v \in \mathbb{Z}_N^p$ , where  $f(X) = \text{Pack}(u)$  and  $g(X) = \text{Pack}(v)$ . See Appendix A for more details and numerical examples on the packing and unpacking functions.

In case when a Ring-LWE based cryptosystem is used, we apply the packing function before every encryption, and similarly the unpacking function after every decryption. This enables element-wise addition and multiplication between vectors to be computed over ciphertexts at once, without having to encrypt each component of the vectors separately.

The basic settings and algorithms of Ring-LWE based cryptosystems are introduced below. Refer to Appendix B for the details of these algorithms in case of the BGV scheme.

- *Parameters* ( $N, p, q$ ): The plaintext space  $\mathcal{P}$  is  $R_{p,N}$  and the ciphertext space  $\mathcal{C}$  is  $R_{p,q}^2$  or  $R_{p,q}^3$ , where  $q \gg N$ ,  $N = 1 \text{ mod } 2p$ , and  $p$  is a power of 2.
- *Encryption and packing*: For  $m \in \mathbb{Z}_N^p$ , define

$$\text{Enc}'(m) := \text{Enc}(\text{Pack}(m)) \in R_{p,q}^2.$$

- *Decryption and unpacking*: For  $\mathbf{c} \in R_{p,q}^2$  or  $R_{p,q}^3$ ,

$$\text{Dec}'(\mathbf{c}) := \text{Unpack}(\text{Dec}(\mathbf{c})) \in \mathbb{Z}_N^p.$$

- *Homomorphic addition*  $\oplus : R_{p,q}^i \times R_{p,q}^i \rightarrow R_{p,q}^i$  for  $i = 2, 3$ .
- *Homomorphic multiplication*  $\text{Mult} : R_{p,q}^2 \times R_{p,q}^2 \rightarrow R_{p,q}^3$ .

Note that the homomorphic multiplication of Ring-LWE cryptosystems increases the dimension of ciphertexts by one. There exists an algorithm called relinearization [21] which reduces the dimension of ciphertexts to 2 while preserving the message inside. However, relinearization is not necessary for the proposed encrypted controller in this paper, so we handle ciphertexts of both length 2 and 3.

Given proper encryption parameters, Ring-LWE based cryptosystems satisfy (1), (2), and Property 1, since  $a_i$  and  $m_i$ ,  $i = 1, 2, \dots, r$ , can be regarded as constant polynomials in  $R_{p,N}$ . In addition, the algorithms  $\text{Enc}'$  and  $\text{Dec}'$  satisfy the following property, where vectors, instead of scalars, are encrypted.

**Property 2.** For given  $N \in \mathbb{N}$ ,  $\bar{r} \in \mathbb{N}$ , and  $p \in \mathbb{N}$ , there exists an operation  $\text{Prod}_2$  over ciphertexts such that

$$\begin{aligned} \text{Dec}'(\text{Prod}_2(\{\{\text{Enc}'(\mathbf{a}_i)\}_{i=1}^r, \{\text{Enc}'(\mathbf{m}_i)\}_{i=1}^r\})) \\ = \sum_{i=1}^r \mathbf{a}_i \circ \mathbf{m}_i \text{ mod } N, \end{aligned} \quad (5)$$

for any  $\mathbf{a}_i \in \mathbb{Z}_N^p$ ,  $\mathbf{m}_i \in \mathbb{Z}_N^p$ ,  $i = 1, 2, \dots, r$ , and  $r \leq \bar{r}$ .  $\square$

Property 2 indicates that Ring-LWE based cryptosystems with packing support a single component-wise homomorphic multiplication of newly encrypted vectors followed by at most  $\bar{r} - 1$  homomorphic additions. In contrast, for cryptosystems having only Property 1, this can be achieved by repeating the operation  $\text{Prod}_1$  for  $p$  times.

### C. Problem Formulation

Consider a discrete-time plant written as

$$\begin{aligned} x_p(k+1) &= Ax_p(k) + Bu(k), \\ y(k) &= Cx_p(k), \end{aligned} \quad (6)$$

where  $x_p(k) \in \mathbb{R}^{n_p}$ ,  $u(k) \in \mathbb{R}^h$ , and  $y(k) \in \mathbb{R}^l$  is the state, input, and output of the plant, respectively. Suppose that a discrete-time dynamic controller has been designed as

$$\begin{aligned} x(k+1) &= Fx(k) + Gy(k), \quad x(0) = x_0, \\ u(k) &= Hx(k), \end{aligned} \quad (7)$$

where  $x(k) \in \mathbb{R}^n$  is the state, so that the closed-loop system of (6) and (7) is stable. Throughout the paper, it is assumed that the controller (7) is controllable and observable.

We aim to construct an encrypted controller from the given controller (7) satisfying the followings:

- All signals being transmitted between the plant and the controller are encrypted, and only the controller output is sent to the plant rather than the whole state. An additional communication link is installed to re-encrypt the controller output at the actuator and transmit it back to the controller, as shown in Fig. 1.
- Every entity on the network (the shaded area in Fig. 1), including the honest-but-curious encrypted controller, is not capable of decryption.
- It can be implemented through any cryptosystem satisfying Property 1, which corresponds to most homomorphic encryption schemes, including somewhat, leveled fully, and fully homomorphic encryption.
- The proposed design guarantees that the error between the output of the original controller and that of the encrypted controller can be made arbitrarily small, by adjusting parameters for quantization.

### III. ENCRYPTED CONTROLLER DESIGN

In this section, we present a design method of encrypted controllers which can be realized through any cryptosystem that supports finite homomorphic linear combinations over newly encrypted data. In order to utilize such cryptosystems, the encrypted controller is designed to perform a limited number of homomorphic operations at each time step. Therefore, only Property 1 and the basic homomorphic properties stated in Section II-A are used throughout this section.

To this end, we transform the controller (7) first so that the output is represented using a fixed number of previous inputs and outputs, by feeding back the output itself. Next, based on this transformed controller, we design the encrypted controller that achieves a desired control performance by proper choice of parameters.

We define a new state for the given controller (7) which consists of the inputs and outputs during the past  $n$  steps, by

$$\begin{aligned} z(k) &:= [y(k-1)^\top, \dots, y(k-n)^\top, \\ &u(k-1)^\top, \dots, u(k-n)^\top]^\top \in \mathbb{R}^{\bar{n}}, \end{aligned}$$

where  $\bar{n} := n(h+l)$ . Since  $z(k)$  has an increased dimension compared to the original state  $x(k)$ , the following lemma is provided to ensure the existence of a mapping from  $z(k)$  to  $x(k)$ , before expressing the controller (7) with  $z(k)$ .

**Lemma 1.** If the controller (7) is controllable and observable, then there exist  $M \in \mathbb{R}^{n \times \bar{n}}$  and  $z_0 \in \mathbb{R}^{\bar{n}}$  such that  $x(k) = Mz(k)$  for all  $k \in \mathbb{Z}_{\geq 0}$ , with  $z(0) = z_0$ .  $\square$

*Proof.* By the observability of  $(F, H)$ , there exists a matrix  $R \in \mathbb{R}^{n \times h}$  such that  $\bar{F} := F - RH$  is nilpotent. Then, it follows that

$$x(k+1) = \bar{F}x(k) + Gy(k) + Ru(k), \quad u(k) = Hx(k).$$

Since  $\bar{F}^n = \mathbf{0}_{n \times n}$ , the state  $x(k)$  can be computed as

$$x(k) = \sum_{i=1}^n \bar{F}^{i-1} (Gy(k-i) + Ru(k-i)) =: Mz(k), \quad (8)$$

for all  $k \geq n$ . Suppose that  $x(-n) = \mathbf{0}_n$ , then there exists an input sequence  $\{y(k)\}_{k=-n}^{-1}$  which satisfies  $x(0) = x_0$  for any  $x_0 \in \mathbb{R}^n$  by the controllability. Accordingly, the output sequence  $\{u(k)\}_{k=-n}^{-1}$  and then  $z(k)$  for  $k = 0, 1, \dots, n-1$  are determined, satisfying (8) for all  $k \in \mathbb{Z}_{\geq 0}$ . Let  $z_0$  be defined as the determined  $z(0)$ , and this concludes the proof.  $\blacksquare$

From the initial value  $z_0$  given by Lemma 1, we define  $u(k)$  and  $y(k)$  for  $k = -1, -2, \dots, -n$  virtually as

$$z_0 =: [y(-1)^\top, \dots, y(-n)^\top, u(-1)^\top, \dots, u(-n)^\top]^\top. \quad (9)$$

Then, using the matrix  $M$  from Lemma 1, the controller (7) is transformed into

$$z(k+1) = \mathcal{F}z(k) + \mathcal{G}y(k) + \mathcal{R}u(k), \quad z(0) = z_0, \quad (10a)$$

$$u(k) = \mathcal{H}z(k), \quad (10b)$$

where

$$\mathcal{F} := \left[ \begin{array}{cc|cc} \mathbf{0}_{l \times (n-1)l} & \mathbf{0}_{l \times l} & & \\ I_{(n-1)l} & \mathbf{0}_{(n-1)l \times l} & & \\ \hline & & \mathbf{0}_{nl \times nh} & \\ & & \mathbf{0}_{h \times (n-1)h} & \mathbf{0}_{h \times h} \\ & & I_{(n-1)h} & \mathbf{0}_{(n-1)h \times h} \end{array} \right],$$

$$\mathcal{G} := \left[ \begin{array}{c} I_l \\ \mathbf{0}_{(n-1)l \times l} \\ \mathbf{0}_{nl \times h} \end{array} \right], \quad \mathcal{R} := \left[ \begin{array}{c} \mathbf{0}_{nl \times h} \\ I_l \\ \mathbf{0}_{(n-1)h \times h} \end{array} \right], \quad \mathcal{H} := HM.$$

It can be observed that (10a) represents the update of  $z(k)$  by definition, where  $y(k)$  and  $u(k)$  are placed at the top of the first  $nl$  and the last  $nh$  elements of  $z(k)$  by  $\mathcal{G}$  and  $\mathcal{R}$ , respectively. Note that  $\mathcal{F}$ ,  $\mathcal{G}$ , and  $\mathcal{R}$  are integer matrices consisting only of zeros and ones.

Based on (10), we construct the encrypted controller as follows. First, the control parameter  $\mathcal{H}$  is quantized with a parameter  $1/s \geq 1$  and then encrypted as

$$\mathbf{H} := \text{Enc}_{c_{h \times \bar{n}}} \left( \left\lceil \frac{\mathcal{H}}{s} \right\rceil \right).$$

Since the structures of  $\mathcal{F}$ ,  $\mathcal{G}$ , and  $\mathcal{R}$  are universal by construction and do not depend on the model of the given controller, we leave them unencrypted.

The sensor and the actuator encrypt the plant output and the input with a parameter  $1/L > 0$  for quantization, as

$$y(k) = \text{Enc}_l \left( \left\lceil \frac{y(k)}{L} \right\rceil \right), \quad u(k) = \text{Enc}_h \left( \left\lceil \frac{u(k)}{L} \right\rceil \right), \quad (11)$$

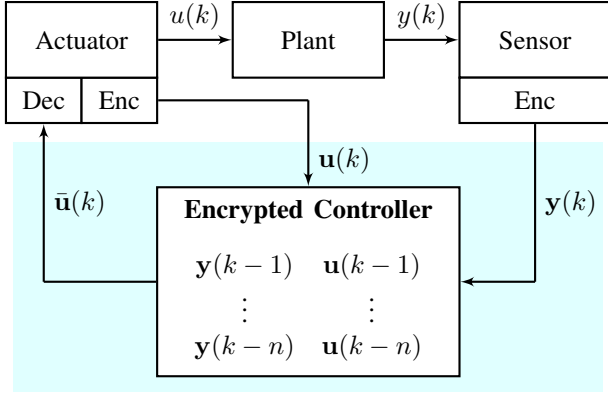


Fig. 1. System configuration with the encrypted controller (12)-(13) exploiting only a limited number of homomorphic multiplications. The shaded area represents the networked part of the system.

respectively. The encrypted controller receives  $\mathbf{y}(k)$  and  $\mathbf{u}(k)$ , then returns  $\bar{\mathbf{u}}(k)$  as follows;

$$\mathbf{z}(k+1) = \mathcal{F} \cdot \mathbf{z}(k) \oplus \mathcal{G} \cdot \mathbf{y}(k) \oplus \mathcal{R} \cdot \mathbf{u}(k), \quad (12a)$$

$$\bar{\mathbf{u}}(k) = \mathbf{H} * \mathbf{z}(k), \quad (12b)$$

$$\mathbf{z}(0) = \text{Enc}_{c_{\bar{n}}} \left( \left[ \frac{z_0}{L} \right] \right),$$

where the operators  $\oplus$ ,  $\cdot$ , and  $*$  are defined in (2), (4), and (3a), respectively. By the definitions of  $\mathcal{F}$ ,  $\mathcal{G}$ , and  $\mathcal{R}$ , it can be observed from (12a) that the state  $\mathbf{z}(k)$  acts as a container storing  $n$  pairs of encrypted inputs and outputs, as

$$\mathbf{z}(k) = \begin{bmatrix} \{\mathbf{y}(k-i)\}_{i=1}^n \\ \{\mathbf{u}(k-i)\}_{i=1}^n \end{bmatrix}.$$

Thus, the controller (12) does not exhibit recursive homomorphic operations when updating the state  $\mathbf{z}(k)$ .

In (12a), the scale of  $\mathbf{z}(k)$  is maintained to be  $1/L$  due to its initial value and the matrices  $\mathcal{F}$ ,  $\mathcal{G}$ , and  $\mathcal{R}$  consisting only of integer components. On the other hand, the output  $\bar{\mathbf{u}}(k)$  in (12b) is of scale  $1/(Ls)$  because  $\mathcal{H}$  is scaled by  $1/s$ . Therefore, the actuator decrypts  $\bar{\mathbf{u}}(k)$ , re-scales it, and then returns the plant input during the re-encryption process, as

$$u(k) = \text{Dec}(\bar{\mathbf{u}}(k)) \cdot Ls. \quad (13)$$

The overall encrypted control system is depicted in Fig. 1.

Now we analyze the performance of the encrypted controller (12). To begin with, consider a perturbed controller written by

$$\begin{aligned} x(k+1) &= Fx(k) + Gy(k) + e_x(k), \\ u(k) &= Hx(k) + e_u(k), \\ x(0) &= x_0 + e_0, \end{aligned} \quad (14)$$

where  $e_x(k) \in \mathbb{R}^n$ ,  $e_u(k) \in \mathbb{R}^h$ , and  $e_0(k) \in \mathbb{R}^n$  are perturbations added to the original controller (7). The virtual values of  $u(k)$  and  $y(k)$  for  $k = -1, -2, \dots, -n$  are again defined as (9), without the perturbations.

We claim that the messages inside (12) obey the same dynamics as (14), regarding the quantization errors as perturbations. It can be assured by showing that the signals quantized in (11), the message inside the initial state  $\mathbf{z}(0)$ , and the outcome of the operations in (14) belong to the plaintext space

$\mathbb{Z}_N$  for the whole time. If this was not the case, they would be modified by the modular operation during the decryption in (13) (recall the equation (1)). To this end, we first choose the modulus  $N$  to satisfy

$$\frac{1}{L} \max \left\{ \frac{\|u(k)\|}{s}, \|y(k)\|, \|z_0\| \right\} + \frac{1}{2} < \frac{N}{2}, \quad (15)$$

which is always possible since the left hand side is bounded.

The following lemma shows that the encrypted controller (12)-(13) is equivalent to (14) with bounded perturbations under the condition (15).

**Lemma 2.** Given  $T \in \mathbb{Z}_{\geq 0}$ , suppose that the perturbed controller (14) satisfies (15) for all  $k \in \{0, 1, \dots, T\}$ . Then, the encrypted controller (12)-(13) generates the same control input sequence  $\{u(k)\}_{k=0}^T$  as (14), with some  $\{e_0, e_x(k), e_u(k)\}$  satisfying

$$\begin{aligned} \|e_0\| &\leq \frac{L}{2} \|M\|, \quad \|e_x(k)\| \leq \frac{L}{2} \|M\|, \quad \text{and} \\ \|e_u(k)\| &\leq \frac{s\bar{n}}{2} \left( \left\| \text{col} \left\{ \begin{bmatrix} y(k-i) \\ u(k-i) \end{bmatrix} \right\}_{i=1}^n \right\| + \frac{L}{2} \right). \end{aligned} \quad (16)$$

□

*Proof.* We first specify the perturbations in (14) and show that (16) holds. To this end, consider a controller written as

$$z(0) = L \left[ \frac{z_0}{L} \right] =: z_0 + e_{0,z}, \quad (17a)$$

$$\begin{aligned} z(k+1) &= \mathcal{F}z(k) + \mathcal{G}L \left[ \frac{y(k)}{L} \right] + \mathcal{R}L \left[ \frac{u(k)}{L} \right] \\ &=: \mathcal{F}z(k) + \mathcal{G}y(k) + \mathcal{R}u(k) + e_z(k), \end{aligned} \quad (17b)$$

$$u(k) = s \left[ \frac{\mathcal{H}}{s} \right] z(k) =: \mathcal{H}z(k) + e_{u,z}(k), \quad (17c)$$

which is represented as a perturbed (10) with perturbations  $e_{0,z} \in \mathbb{R}^{\bar{n}}$ ,  $e_z(k) \in \mathbb{R}^{\bar{n}}$ , and  $e_{u,z}(k) \in \mathbb{R}^h$ . The perturbations can be expressed explicitly as

$$\begin{aligned} e_z(k) &= L \begin{bmatrix} \left[ \frac{y(k)}{L} \right] - \frac{y(k)}{L} \\ \mathbf{0}_{(n-1)l} \\ \left[ \frac{u(k)}{L} \right] - \frac{u(k)}{L} \\ \mathbf{0}_{(n-1)h} \end{bmatrix}, \quad e_{0,z} = L \left( \left[ \frac{z_0}{L} \right] - \frac{z_0}{L} \right), \\ e_{u,z}(k) &= s \left( \left[ \frac{\mathcal{H}}{s} \right] - \frac{\mathcal{H}}{s} \right) z(k), \end{aligned} \quad (18)$$

and hence are bounded as

$$\|e_z(k)\| \leq \frac{L}{2}, \quad \|e_{0,z}\| \leq \frac{L}{2}, \quad \text{and} \quad \|e_{u,z}(k)\| \leq \frac{s\bar{n}}{2} \|z(k)\|.$$

By multiplying  $M$  to (17b) and using the relation  $x(k) = Mz(k)$ , the controller (17) is transformed to (14) since  $M(\mathcal{F} + \mathcal{R}\mathcal{H}) = FM$  and  $M\mathcal{G} = G$ . The perturbations are also transformed to  $e_x(k) = Me_z(k)$ ,  $e_0 = Me_{0,z}$ , and  $e_u(k) = e_{u,z}(k)$ . It is clear from (17) that

$$z(k) = \begin{bmatrix} \text{col} \{ [y(k-i)/L] \}_{i=1}^n \\ \text{col} \{ [u(k-i)/L] \}_{i=1}^n \end{bmatrix} \quad (19)$$

for all  $k \in \mathbb{Z}_{\geq 0}$ , and therefore (16) follows.

For the rest of the proof, we denote  $u(k)$  and  $y(k)$  of (17) by  $\tilde{u}(k)$  and  $\tilde{y}(k)$ , respectively, in order to differentiate them

from  $u(k)$  and  $y(k)$  of (11) and (13). Now we prove that (12) is equivalent to (17) as long as  $\tilde{u}(k)$  and  $\tilde{y}(k)$  satisfy (15) for  $k = 0, 1, \dots, T$ . Using the homomorphic properties (2) and (4), it is derived from (11) and (12) that

$$\mathbf{z}(k) = \begin{bmatrix} \text{col} \{ \text{Enc}_l (\lceil y(k-i)/L \rceil) \}_{i=1}^n \\ \text{col} \{ \text{Enc}_h (\lceil u(k-i)/L \rceil) \}_{i=1}^n \end{bmatrix} \quad \forall k \in \mathbb{Z}_{\geq 0}. \quad (20)$$

In addition, one can obtain from (3a) and Property 1 that

$$\begin{aligned} \text{Dec}(\bar{\mathbf{u}}(k)) &= \left\{ \text{Dec} \left( \text{Prod}_1 \left( \{ \text{Enc}(\lceil \mathcal{H}_{ij}/s \rceil) \}_{j=1}^{\bar{n}}, \mathbf{z}(k) \right) \right) \right\}_{i=1}^h \\ &= \lceil \mathcal{H}/s \rceil \text{Dec}(\mathbf{z}(k)) \pmod{N}, \end{aligned} \quad (21)$$

where  $\mathcal{H}_{ij}$  denotes the  $(i, j)$ -th component of the matrix  $\mathcal{H}$ .

We show by induction that  $z(k) = L \text{Dec}(\mathbf{z}(k))$ ,  $u(k) = \tilde{u}(k)$ , and  $y(k) = \tilde{y}(k)$  for  $k = 0, 1, \dots, T$ . Since (15) implies that both  $\lceil z_0/L \rceil$  and  $\lceil \tilde{u}(k)/(Ls) \rceil$  are in  $\mathbb{Z}_N$ , the decryption of (20) leads to  $z(0)/L$  without being altered by the modulo operation. Hence, it follows that

$$u(0) = Ls (\lceil \mathcal{H}/s \rceil z(0)/L \pmod{N}) = \tilde{u}(0) \quad (22)$$

from (13) and (21), and thus  $y(0) = \tilde{y}(0)$  under the same plant (6). Suppose that the induction hypothesis holds for all  $k = 0, 1, \dots, \tau$ , where  $\tau$  is smaller than  $T$ . Then, since  $u(\tau)$  and  $y(\tau)$  satisfy (15), the decryption of (20) equals to (19) at  $k = \tau + 1$ . Therefore, by computing  $u(\tau + 1)$  from  $z(\tau + 1)$  analogously to (22), the induction concludes. ■

So far, the upper bound of  $e_u(k)$  provided by (16) and the lower bound of  $N$  assumed by (15) depend on the input and output of the perturbed controller (14). However, using the closed-loop stability of (6) and (7), not only the constant bounds on the perturbations and the parameter  $N$  but also the performance error between the given controller (7) and its encryption (12) can be derived deterministically.

To state the result, we consider two closed-loop systems; one consists of the plant (6) and the given controller (7), and the other consists of the plant (6) and the encrypted controller (12). For clarity, let us denote the plant input and the output of the former closed-loop system as  $u'(k)$  and  $y'(k)$ , respectively. Since the original closed-loop system is stable, both  $\|u'(k)\|$  and  $\|y'(k)\|$  are bounded by some constant  $S > 0$  for all  $k \in \mathbb{Z}_{\geq 0}$ .

The following theorem provides an upper bound of the performance error, in terms of the difference between  $u(k)$  and  $u'(k)$ , which can be made arbitrarily small by adjusting the quantization parameters  $L$  and  $s$ .

**Theorem 1.** There exists<sup>1</sup> a set of positive numbers  $\{\epsilon_0, \epsilon_1, \epsilon_2, \epsilon_3\}$  such that the encrypted controller (12)-(13) guarantees

$$\left\| \begin{bmatrix} u(k) - u'(k) \\ y(k) - y'(k) \end{bmatrix} \right\| \leq \frac{\epsilon_1 L + \epsilon_2 Ls + \epsilon_3 s}{1 - \epsilon_0 s} =: \epsilon(L, s) \quad (23)$$

for all  $k \in \mathbb{Z}_{\geq 0}$ , provided that  $N$ ,  $L$ , and  $s$  are chosen to satisfy

$$\frac{1}{L} \max \left\{ \frac{\epsilon(L, s) + S}{s}, \|z_0\| \right\} + \frac{1}{2} < \frac{N}{2} \quad (24)$$

<sup>1</sup>See (28) in the proof for an explicit form of  $\{\epsilon_0, \epsilon_1, \epsilon_2, \epsilon_3\}$ .

and  $1/s > \epsilon_0$ . □

*Proof.* Under the stable closed-loop system of the plant (6) and the perturbed controller (14), we show that (15) and (23) hold for all  $k \in \mathbb{Z}_{\geq 0}$  if the perturbations satisfy (16). The closed-loop system of (6) and (14) is written by

$$\begin{aligned} \mathbf{x}(k+1) &= \begin{bmatrix} A & BH \\ GC & F \end{bmatrix} \begin{bmatrix} x_p(k) \\ x(k) \end{bmatrix} + \begin{bmatrix} B & \mathbf{0}_{n_p \times n} \\ \mathbf{0}_{n \times h} & I_n \end{bmatrix} e(k) \\ &=: \mathbf{A}\mathbf{x}(k) + \mathbf{B}e(k), \\ \begin{bmatrix} y(k) \\ u(k) \end{bmatrix} &= \begin{bmatrix} C & \mathbf{0}_{l \times n} \\ \mathbf{0}_{h \times n_p} & H \end{bmatrix} \mathbf{x}(k) + \begin{bmatrix} \mathbf{0}_{l \times h} & \mathbf{0}_{l \times n} \\ I_h & \mathbf{0}_{h \times n} \end{bmatrix} e(k) \\ &=: \mathbf{C}\mathbf{x}(k) + \mathbf{D}e(k), \end{aligned} \quad (25)$$

where the stacked perturbations  $e(k) := \text{col} \{e_u(k), e_x(k)\}$  are regarded as the external input, and the initial state is  $\mathbf{x}(0) = \text{col} \{x_p(0), x_0 + e_0\} =: \mathbf{x}_0 + \text{col} \{\mathbf{0}_{n_p}, e_0\}$ . Since the matrix  $\mathbf{A}$  is Schur stable, there exist  $\alpha \geq 0$  and  $\gamma \in [0, 1)$  such that  $\|\mathbf{A}^k\| \leq \alpha \gamma^k$  for all  $k \in \mathbb{Z}_{\geq 0}$ . Then, for all  $k \in \mathbb{Z}_{\geq 0}$ ,

$$\begin{aligned} \|\mathbf{x}(k+1)\| &\leq \alpha \|\mathbf{x}(0)\| + \frac{\alpha \|\mathbf{B}\|}{1 - \gamma} \max_{i \in [0, k]} \{\|e(i)\|\}, \\ \left\| \begin{bmatrix} y(k) \\ u(k) \end{bmatrix} \right\| &\leq \alpha \|\mathbf{C}\| \|\mathbf{x}(0)\| + \beta \max_{i \in [0, k]} \{\|e(i)\|\}, \end{aligned} \quad (26)$$

where  $\beta := 1 + \alpha \|\mathbf{C}\| \|\mathbf{B}\| / (1 - \gamma)$ , since  $\|\mathbf{D}\| = 1$ .

Assuming  $1/s > \bar{n}\beta/2$ , we show by induction that

$$\|e(k)\| \leq \Delta := \max \left\{ \frac{L}{2} \|M\|, \frac{s\bar{n}}{2} \left( \|z_0\| + \frac{L}{2} \right), \delta \right\}, \quad (27)$$

for all  $k \in \mathbb{Z}_{\geq 0}$ , where

$$\delta := \left( 1 - \frac{s\bar{n}\beta}{2} \right)^{-1} \frac{s\bar{n}}{2} \left( \alpha \|\mathbf{C}\| \|\mathbf{x}_0\| + \frac{L}{2} \alpha \|\mathbf{C}\| \|M\| + \frac{L}{2} \right).$$

It is clear that (27) holds at  $k = 0$  by (16). Suppose that (27) holds for  $k = 0, 1, \dots, \tau$  with some  $\tau \in \mathbb{N}$ . By (26), it is derived that for  $k = 0, 1, \dots, \tau$ ,

$$\left\| \begin{bmatrix} y(k) \\ u(k) \end{bmatrix} \right\| \leq \alpha \|\mathbf{C}\| \left( \|\mathbf{x}_0\| + \frac{L}{2} \|M\| \right) + \beta \Delta =: \mathcal{U}(\Delta),$$

since  $\|\mathbf{x}(0)\| \leq \|\mathbf{x}_0\| + \|e_0\|$ . Thus, we obtain

$$\frac{s\bar{n}}{2} \left( \left\| \begin{bmatrix} y(k) \\ u(k) \end{bmatrix} \right\| + \frac{L}{2} \right) \leq \frac{s\bar{n}}{2} \left( \mathcal{U}(\Delta) + \frac{L}{2} \right) \leq \Delta$$

for  $k = \tau - n + 1, \dots, \tau - 1, \tau$ , where the last inequality results from the definition of  $\delta$ . This leads to  $\|e_u(\tau + 1)\| \leq \Delta$  by (16) and proves (27).

Next, consider the error dynamics defined by subtracting the closed-loop system of (6) and (7) from (25). It has the initial state  $\text{col} \{\mathbf{0}_{n_p}, e_0\}$  and the output bounded as

$$\left\| \begin{bmatrix} y(k) - y'(k) \\ u(k) - u'(k) \end{bmatrix} \right\| \leq \frac{L}{2} \alpha \|\mathbf{C}\| \|M\| + \beta \Delta =: \hat{\mathcal{U}}(\Delta).$$

Then, there exists  $\{\epsilon_0, \epsilon_1, \epsilon_2, \epsilon_3\}$  such that  $\epsilon(L, s) \geq \hat{\mathcal{U}}(\Delta)$  and  $\epsilon_0 \geq \bar{n}\beta/2$ , such as

$$\begin{bmatrix} \epsilon_0 \\ \epsilon_1 \\ \epsilon_2 \\ \epsilon_3 \end{bmatrix} = \frac{1}{2} \begin{bmatrix} \bar{n}\beta \\ \|M\| (\alpha \|\mathbf{C}\| + \beta) \\ \bar{n}\beta/2 \\ \bar{n}\beta (\alpha \|\mathbf{C}\| \|\mathbf{x}_0\| + \|z_0\|) \end{bmatrix}. \quad (28)$$

Therefore, the perturbed controller satisfies (23), and hence (15) for all  $k \in \mathbb{Z}_{\geq 0}$  by (24).

Since the system (25) satisfies (15) for all  $T \in \mathbb{Z}_{\geq 0}$ , the encrypted controller (12)-(13) yields the same  $u(k)$  and  $y(k)$  as (25) for all  $k \in \mathbb{Z}_{\geq 0}$  by Lemma 2, and this concludes the proof.  $\blacksquare$

Theorem 1 implies that given any  $\delta > 0$ , there exist  $L$  and  $s$  such that  $\epsilon(L, s) < \delta$ . Thus, under an arbitrary performance error  $\epsilon(L, s) \geq 0$ , Theorem 1 provides a guidance to choose proper parameters to construct the encrypted controller (12)-(13) which guarantees the desired performance (23).

**Remark 1.** (*Guide for parameter design*) The design parameters can be selected through the following procedure. Once the desired performance error  $\epsilon(L, s)$  is set, one is able to choose  $L$  and  $s$  based on (23) and (28). Next, the plaintext space size  $N$  is determined by (24). Meanwhile, the parameter  $\bar{r}$  of Property 1 should be greater than or equal to  $\bar{n}$  due to the homomorphic operations in (12). Given  $N$  and  $\bar{r}$ , the remaining parameters of the homomorphic encryption scheme in use are determined so that the desired security level is achieved and Property 1 holds.  $\square$

#### IV. CUSTOMIZED DESIGN FOR RING-LWE BASED CRYPTOSYSTEMS

This section proposes a customized design of the encrypted controller presented in Section III for Ring-LWE based cryptosystems, utilizing the properties introduced in Section II-B where the addition and multiplication of several messages can be computed over ciphertexts at once. Consequently, the proposed method reduces the number of homomorphic operations at each time step, the communication load between the plant and the controller, and the amount of encrypted control parameters stored at the controller compared to the design in Section III.

In order to utilize Property 2, we encrypt the plant input  $u(k)$  and the output  $y(k)$  each into a single ciphertext, then represent (10b) as a combination of element-wise additions and multiplications. To begin with, let the matrix  $\mathcal{H}$  be split into  $2n$  matrices as

$$\mathcal{H} = \left[ \underbrace{\mathcal{H}_1}_{l} \cdots \underbrace{\mathcal{H}_n}_{l} \mid \underbrace{\mathcal{H}_{n+1}}_h \cdots \underbrace{\mathcal{H}_{2n}}_h \right] \in \mathbb{R}^{h \times n(l+h)},$$

where  $\mathcal{H}_i \in \mathbb{R}^{h \times l}$  and  $\mathcal{H}_{n+i} \in \mathbb{R}^{h \times h}$ ,  $i = 1, 2, \dots, n$ . Then, (10) can be rewritten as

$$u(k) = \sum_{i=1}^n \mathcal{H}_i y(k-i) + \mathcal{H}_{n+i} u(k-i). \quad (29)$$

Now we need to express each matrix-vector multiplication through element-wise operations between vectors.

Consider, for example, the product  $Hx$  between a matrix  $H \in \mathbb{R}^{h \times n}$  and a vector  $x \in \mathbb{R}^n$ , as shown in Fig. 2, where the  $i$ -th row of  $H$  are denoted by  $H_i \in \mathbb{R}^{1 \times n}$ . In Fig. 2, the matrix  $H$  is vectorized to be a column vector of length  $hn$ , and the vector  $x$  is duplicated  $h$  times to build another vector of the same length. Such column vectors of length  $hn$  can be regarded as having  $h$  "partitions" of length  $n$ . When these

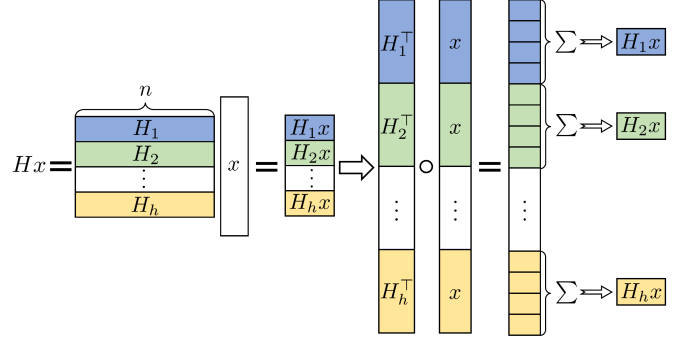


Fig. 2. Product  $Hx$  implemented with Hadamard product, where each row of  $H$  is denoted by  $H_i$  for  $i = 1, 2, \dots, h$ .

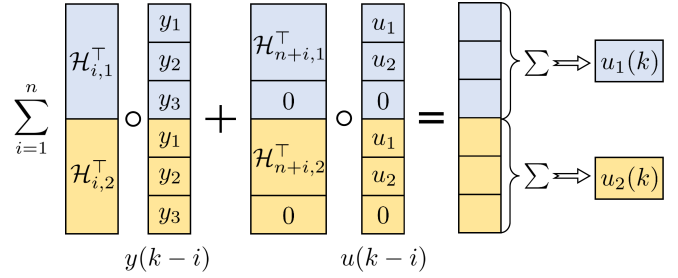


Fig. 3. Implementation of (10b) using (30) when  $l = 3$ ,  $h = 2$ , and  $p = 6$ , where  $\mathcal{H}_{i,j}$  is the  $j$ -th row of  $\mathcal{H}_i$  for  $i = 1, 2, \dots, 2n$ .

two vectors of length  $hn$  are multiplied element-wise, we obtain another vector of length  $hn$  whose elements in the  $i$ -th partition are summed up to be  $H_i x$ , i.e., the  $i$ -th element of  $Hx$ . The overall process can be summarized as

$$Hx = \text{col} \left\{ \left( \text{vec}(H^T) \circ (\mathbf{1}_h \otimes x), e_i \otimes \mathbf{1}_n \right) \right\}_{i=1}^h, \quad (30)$$

where  $e_i \in \mathbb{R}^h$  is a unit vector whose only nonzero element is its  $i$ -th element.

The method of (30) is then applied to  $2n$ -matrix-vector multiplications in (29), as shown in Fig. 3, by duplicating the plant output and input  $h$ -times to build column vectors of length  $h \cdot \max\{h, l\}$ . When  $h \neq l$ , zeros are padded in these vectors of length  $h \cdot \max\{h, l\}$  to fit the length of each partition, as in the case depicted in Fig. 3. Then, the summations of elements within each partition are performed only at the end to yield  $u(k)$ , after element-wise multiplications between  $2n$ -pairs of vectors followed by element-wise additions.

Note that the summation of elements within each partition cannot be implemented solely by element-wise operations. Indeed, methods to implement the matrix-vector multiplication over Ring-LWE ciphertexts have been developed using an algorithm called "rotation" [24], [25], which allows permutation of elements within a vector. However, the rotation requires additional storage for the encrypted controller, since a given ciphertext is decomposed and multiplied by the "rotation key" which should be kept by the controller<sup>2</sup> [20], [21].

Instead, we make use of the fact that the output of the encrypted controller is re-encrypted at the actuator, as in (13),

<sup>2</sup>For numerical analysis on the effect of applying rotation, see Section V-B.

and hence can undergo a simple process such as summation of elements after decryption. This is reasonable considering that the actuator is capable of decryption, which already involves addition of scalars. Therefore, we encrypt the controller (29) to operate

$$\sum_{i=1}^n (\text{vec}(\mathcal{H}_i^\top) \circ (\mathbf{1}_h \otimes y(k-i)) + \text{vec}(\mathcal{H}_{n+i}^\top) \circ (\mathbf{1}_h \otimes u(k-i))) \quad (31)$$

over encrypted data, and leave the rest of the operation to the actuator.

In (31), it is assumed that  $h = l$ , which will also be applied for the rest of this section to ignore the padded zeros for simplicity. In addition, we assume that  $p = h^2$ , and hence the vectors in Fig. 3 are fully packed into each plaintext in  $R_{p,N}$ . Otherwise, zeros are again padded at the end of each vector before packing.

Now each  $\mathcal{H}_i$  is vectorized as the matrix  $H$  in (30), then quantized and encrypted analogously to (11);

$$\mathbf{H}_i := \text{Enc}' \left( \left\lceil \frac{\text{vec}(\mathcal{H}_i^\top)}{s} \right\rceil \right), \quad \text{for } i = 1, 2, \dots, 2n, \quad (32)$$

where  $1/s \geq 1$  is again a scaling parameter and  $\text{Enc}'$ , the composition of encryption and packing defined in Section II-B, is used. In order to be multiplied with each  $\mathbf{H}_i$ , the plant output and input are duplicated  $h$  times, quantized, and encrypted as

$$\begin{aligned} \mathbf{y}(k) &= \text{Enc}' \left( \left\lceil \frac{\mathbf{1}_h \otimes y(k)}{L} \right\rceil \right), \\ \mathbf{u}(k) &= \text{Enc}' \left( \left\lceil \frac{\mathbf{1}_h \otimes u(k)}{L} \right\rceil \right), \end{aligned} \quad (33)$$

respectively at the sensor and the actuator with  $1/L > 0$ .

The encrypted controller operates (31) over the encrypted parameters (32) and the inputs (33) transmitted from the sensor and the actuator, then returns the output  $\bar{\mathbf{u}}(k)$  following the procedure described in Algorithm 1. The initial condition of the encrypted controller is also set by  $z_0$  in Lemma 1, but it is transformed into the duplicated form as in (34). Regarding the dynamics (10) of  $z(k)$ , the operation of (10b) is implemented as (35), utilizing the homomorphic operation  $\text{Prod}_2$  in Property 2, and the state update (10a) is implemented as Steps 2 and 3 of Algorithm 1.

After the encrypted controller output  $\bar{\mathbf{u}}(k)$  is transmitted to the actuator, it is decrypted, re-scaled, and processed as

$$u(k) = \text{col} \left\{ \langle \text{Dec}'(\bar{\mathbf{u}}(k)) \cdot Ls, e_i \otimes \mathbf{1}_h \rangle \right\}_{i=1}^h, \quad (36)$$

where the elements within the  $i$ -th partition of  $\text{Dec}'(\bar{\mathbf{u}}(k)) \cdot Ls$  are summed up to be the  $i$ -th element of  $u(k)$ , as in (30).

The following theorem is analogous to Theorem 1 so that the performance error, in terms of the difference between the control input  $u(k)$  from the encrypted controller and  $u'(k)$  from the original controller (7), is assured to be under a certain bound, which can be made arbitrarily small by adjusting the scaling parameters  $L$  and  $s$ .

---

**Algorithm 1** Encrypted controller design customized for Ring-LWE based cryptosystems.

---

**Setup:** Let  $z_0 =: \text{col} \{z_0^i\}_{i=1}^{2n}$ , where each  $z_0^i \in \mathbb{R}^h$ . Define

$$\mathbf{z}_i(k) := \text{Enc}' \left( \left\lceil \frac{\mathbf{1}_h \otimes z_0^i}{L} \right\rceil \right) \quad (34)$$

for  $i = 1, 2, \dots, 2n$  and set  $k = 0$ .

**Input:**  $\mathbf{u}(k)$  and  $\mathbf{y}(k)$

1: Compute  $\bar{\mathbf{u}}(k)$  as

$$\bar{\mathbf{u}}(k) = \text{Prod}_2 \left( \{\mathbf{H}_i\}_{i=1}^{2n}, \{\mathbf{z}_i(k)\}_{i=1}^{2n} \right). \quad (35)$$

2: Set  $\mathbf{z}_1(k+1) = \mathbf{y}(k)$  and  $\mathbf{z}_{n+1}(k+1) = \mathbf{u}(k)$ .

3: For  $i = 2, 3, \dots, n$ , set

$$\mathbf{z}_i(k+1) = \mathbf{z}_{i-1}(k) \quad \text{and} \quad \mathbf{z}_{n+i}(k+1) = \mathbf{z}_{n+i-1}(k).$$

4: Update  $k \leftarrow k + 1$ .

**Output:**  $\bar{\mathbf{u}}(k)$

---

**Theorem 2.** There exists<sup>3</sup> a set of positive numbers  $\{\epsilon_0, \epsilon_1, \epsilon_2, \epsilon_3\}$  such that the encrypted controller of (33), (36), and Algorithm 1 guarantees (23) for all  $k \in \mathbb{Z}_{\geq 0}$ , given  $N$ ,  $L$ , and  $s$  satisfying

$$\left( \frac{1}{L} \max \{ \epsilon(L, s) + S, \|z_0\| \} + \frac{1}{2} \right) \cdot \left( \frac{1}{s} \left\| \text{vec} \left( \sum_{i=1}^{2n} \mathcal{H}_i^\top \right) \right\| + n \right) < \frac{N}{2} \quad (37)$$

and  $1/s > \epsilon_0$ .  $\square$

*Proof.* First, we follow the proof of Lemma 2 analogously and consider the controller (17). Suppose that  $u(k)$  and  $y(k)$  of (17) are bounded as

$$\left( \frac{1}{L} \max \{ \|u(k)\|, \|y(k)\|, \|z_0\| \} + \frac{1}{2} \right) \cdot \left( \frac{1}{s} \left\| \text{vec} \left( \sum_{i=1}^{2n} \mathcal{H}_i^\top \right) \right\| + n \right) < \frac{N}{2} \quad (38)$$

for  $k = 0, 1, \dots, T$  with some  $T \in \mathbb{N}$ . By induction, it can be shown that for  $k = 0, 1, \dots, T$ ,

$$z(k) = L \cdot \text{col} \left\{ \left[ I_h \quad \mathbf{0}_{h \times (p-h)} \right] \text{Dec}'(\mathbf{z}_i(k)) \right\}_{i=1}^{2n},$$

since for all  $k \in \mathbb{Z}_{\geq 0}$ ,

$$\mathbf{z}_i(k) = \begin{cases} \text{Enc}' \left( \left\lceil \frac{\mathbf{1}_h \otimes y(k-i)}{L} \right\rceil \right) & \text{for } i \in [1, n], \\ \text{Enc}' \left( \left\lceil \frac{\mathbf{1}_h \otimes u(k-i)}{L} \right\rceil \right) & \text{for } i \in [n+1, 2n] \end{cases}$$

by Algorithm 1, and

$$\text{Dec}'(\bar{\mathbf{u}}(k)) = \sum_{i=1}^{2n} \text{vec} \left( \left\lceil \frac{\mathcal{H}_i}{s} \right\rceil^\top \right) \circ \text{Dec}'(\mathbf{z}_i(k)) \pmod{N}$$

<sup>3</sup>See (28) in the proof of Theorem 1 for an explicit form of  $\{\epsilon_0, \epsilon_1, \epsilon_2, \epsilon_3\}$ .



by Property 2. Note that (38) ensures

$$\left\| \sum_{i=1}^{2n} \text{vec} \left( \begin{bmatrix} \mathcal{H}_i \\ s \end{bmatrix}^\top \right) \right\| \cdot \|z(k)\| < \frac{N}{2}.$$

Thus, the encrypted controller of (33), (36), and Algorithm 1 generates the same control input  $\{u(k)\}_{k=0}^T$  as (17), which can be transformed to the perturbed controller (14) satisfying (16). The rest of the proof is analogous to the proof of Theorem 1. The only difference is that the parameters satisfy (37) which is derived directly from (38). ■

Note that the inequality (37) of Theorem 2 differs from (24) of Theorem 1. This is because unlike (13) where the encrypted controller output contains the message of  $u(k)$ , the output of Algorithm 1 has the outcome of element-wise operations in (35) as its message. Thus, the condition (37) ensures that every element of each partition inside  $\bar{\mathbf{u}}(k)$  belongs to  $\mathbb{Z}_N$ .

The design parameters can be determined through a process analogous to Remark 1. The difference is that after the parameters  $L$  and  $s$  are determined, the size of the plaintext space  $N$  is chosen to satisfy (37), instead of (15). The parameter  $\bar{r}$  of Property 2 should also be greater than or equal to  $2n$ , the number of homomorphic additions in (35). Moreover, in order for the duplicated vectors in (33) to be packed inside the plaintexts of Ring-LWE based cryptosystems, the parameter  $p$  needs to be at least  $h \cdot \max\{h, l\}$ . Given these requirements, one can refer to [26] in choosing an appropriate pair of  $p$  and  $q$  that achieves a desired level of security.

## V. DISCUSSIONS

### A. Effect of Customization in Section IV

This subsection discusses the efficiency of the customization proposed in Section IV by comparing it with the encrypted controller presented in Section III, in terms of the computation load and the storage consumed by each encrypted data. For comparison, it is assumed that both controllers are implemented using Ring-LWE based cryptosystems, and we have calculated the number of encryptions, decryptions, and homomorphic operations performed by each encrypted control system at each time step. In addition, the storage consumed by each encrypted data is examined in terms of the number of polynomials composing the corresponding ciphertext. Note that a newly encrypted data of Ring-LWE based cryptosystem consists of two polynomials, and an outcome of homomorphic multiplication between two ciphertexts consists of three polynomials. The result of comparison is shown in Table I.

In conclusion, the customization proposed in Section IV is more efficient than the general design presented in Section III, especially when the plant is a multi-input multi-output system where either  $h$  or  $l$  is larger than 1. Particularly, the efficiency of the customized design comes from the fact that the number of homomorphic multiplications is independent from the dimensions of the input and output, considering the high computational complexity of homomorphic multiplication compared to other algorithms [24]. Moreover, since the communication load at each  $k$  depends on the number of polynomials for  $\mathbf{u}(k)$ ,  $\bar{\mathbf{u}}(k)$ , and  $\mathbf{y}(k)$ , it can be seen from Table I that the

TABLE I  
COMPARISON OF ENCRYPTED CONTROLLERS IN SECTIONS III AND IV  
IMPLEMENTED BY RING-LWE BASED CRYPTOSYSTEMS

		Section III	Section IV
# of algorithms executed at each $k$	Enc	$h + l$	2
	Dec	$h$	1
	$\oplus$	$h(nh + nl - 1)$	$2n - 1$
	Mult	$hn(h + l)$	$2n$
# of polynomials in	$\mathbf{u}(k)$	$2h$	2
	$\bar{\mathbf{u}}(k)$	$3h$	3
	$\mathbf{y}(k)$	$2l$	2
	$\mathbf{z}(k)$	$2n(h + l)$	$4n$
	$\mathbf{H}$	$2hn(h + l)$	$4n$

TABLE II  
COMPARISON OF ENCRYPTED CONTROLLER IN SECTION IV WITH  
PREVIOUS RESULTS

At each $k$ ,	# of scalar multiplications	communication load
Algorithm 1	$O(np \log p)$	$7p$
[17]	$O((n + h + l)dp \log p)$	$6p$
[11]	$O(n(n + h + l)dp^2)$	$(2h + l)(p + 1)$

communication load of the customized design is constant, regardless of the input or output length.

### B. Comparison to Previous Results

The proposed controller in Section IV is compared with two previous results; in [17], a Ring-LWE based cryptosystem is utilized but the matrix-vector multiplication is implemented differently, and in [11], an LWE-based cryptosystem is utilized with the external product [12] between ciphertexts. For the rest of this subsection, the parameters of the LWE-based cryptosystem are set as follows: the plaintext space is  $\mathbb{Z}_N$ , the length of the secret key<sup>4</sup> is  $p$ , and each ciphertext consists of integers in  $\mathbb{Z}_q$ . Such selection of parameters provides a fair comparison since the secret key of a Ring-LWE based cryptosystem is a polynomial in  $R_{p,q}$ , represented by  $p$  integers in  $\mathbb{Z}_q$ .

Unlike our proposed controller, the encrypted controller of [17] performs algorithms of Ring-LWE based cryptosystems other than homomorphic addition and multiplication, such as relinearization and rotation. To be specific, it conducts  $(n+1)$ -homomorphic multiplications, followed by the same number of relinearizations, and  $(h+l-1)$ -rotations at each time step. Relinearization is for reducing the number of polynomials in each ciphertext from three to two after homomorphic multiplications, and rotation is utilized to implement matrix-vector multiplications over Ring-LWE ciphertexts. Meanwhile, the controller proposed in [11] executes  $(n^2 + 2hn + ln)$ -external products at each time step, since the matrices and signals are encrypted element-wisely.

For comparison, we consider the number of scalar multiplications executed at each time step by these encrypted

<sup>4</sup>It is a key essential for encryption and decryption in a cryptosystem.

controllers, which is summarized in Table II. In detail, homomorphic multiplication of Ring-LWE based cryptosystems requires  $O(p \log p)$ -scalar multiplications, since it includes 4-polynomial multiplications [20], [21]. Note that a polynomial multiplication can be computed through  $O(p \log p)$ -scalar multiplications [23]. Relinearization, rotation, and external product have in common that they decompose a given ciphertext in base  $\nu \in \mathbb{N}$ , where  $\nu$  is usually far smaller than  $q$ , and compute over this expanded ciphertext. Both relinearization and rotation carry  $2d$ -polynomial multiplications, where  $d := \lfloor \log_\nu q \rfloor$ , as in [20], [21]. Additionally, they require a relinearization key and a rotation key, respectively, to be stored in the encrypted controller, and each of them is a  $2 \times 2d$  matrix of polynomials. The external product of LWE-based cryptosystems multiplies a vector of length  $d(p+1)$  with a  $(p+1) \times d(p+1)$  matrix [12], which corresponds to  $d(p+1)^2$ -scalar multiplications. Hence, the total number of scalar multiplications performed by each encrypted controller can be derived as in Table II.

All of these three encrypted controllers make use of re-encryption, but they differ in communication load, computed as the number of integers transmitted between the plant and the controller at each time step, as can be seen in Table II. Our proposed controller in Section IV receives  $\mathbf{y}(k) \in R_{p,q}^2$  and  $\mathbf{u}(k) \in R_{p,q}^2$ , then returns  $\bar{\mathbf{u}}(k) \in R_{p,q}^3$ . Thus, the overall communication load is  $2p + 2p + 3p = 7p$ . On the other hand, the controller of [17] returns a ciphertext in  $R_{p,q}^2$  thanks to relinearization, and hence the communication load is  $2p + 2p + 2p = 6p$ . Unlike the other two controllers, every signal is encrypted and computed element-wisely in [11]. That is, the controller receives  $(h+l)$ -ciphertexts and transmits  $h$  ciphertexts to the plant. A ciphertext of LWE-based cryptosystems is in  $\mathbb{Z}_q^{p+1}$  [16], and its dimension is preserved after the external product. Therefore, it carries  $(2h+l)(p+1)$ -amount of communication load, which depends on the dimensions of the input and output.

It can be observed from Table II that the proposed controller customized for Ring-LWE based cryptosystems carries less amount of computations compared to the methods of [17] and [11]. Although the communication load of our design is greater than that of [17], it can also be reduced to  $6p$  by applying relinearization, which increases the number of scalar multiplications to  $O((n+d)p \log p)$ . Still, the computation load is less than that of [17]. When the plant is a single-input single-output system, the controller of [11] exhibits the least communication load, however, it becomes inefficient as the dimension of either the input or output grows.

## VI. SIMULATION RESULTS

This section provides simulation results of the proposed method in Section IV applied to a controller stabilizing the model of AFTI/F-16 aircraft [27]; by discretizing the

continuous-time plant, we have the plant (6) with matrices

$$\begin{aligned} A &= \begin{bmatrix} 1.0000 & 0.0020 & 0.0663 & 0.0047 & 0.0076 \\ 0 & 1.0077 & 2.0328 & -0.5496 & -0.0591 \\ 0 & 0.0478 & 0.9850 & -0.0205 & -0.0092 \\ 0 & 0 & 0 & 0.3679 & 0 \\ 0 & 0 & 0 & 0 & 0.3679 \end{bmatrix}, \\ B &= \begin{bmatrix} 0.0029 & 0.0045 \\ -0.3178 & -0.0323 \\ -0.0086 & -0.0051 \\ 0.6321 & 0 \\ 0 & 0.6321 \end{bmatrix}, \\ C &= \begin{bmatrix} 0 & 1 & 0 & 0 & 0 \\ 0 & -0.2680 & 47.7600 & -4.5600 & 4.4500 \\ 1 & 0 & 0 & 0 & 0 \\ 0 & 0 & 0 & 1 & 0 \\ 0 & 0 & 0 & 0 & 1 \end{bmatrix}, \end{aligned} \quad (39)$$

under the sampling period 0.05s. The initial state of the plant is set as  $x_p(0) = [1, -1, 0, 0.7, 1]^\top$ . Let the controller (7) be designed as

$$\begin{aligned} x(k+1) &= (A - L_c C + B K_c) x(k) + L_c y(k), \\ u(k) &= K_c x(k), \end{aligned}$$

which is in the observer-based form with the gains

$$\begin{aligned} L_c &:= \begin{bmatrix} 0.0011 & 0.0014 & 0.5868 & 0.0056 & 0.0007 \\ 0.6296 & 0.0429 & -0.0003 & -0.1811 & -0.1278 \\ 0.0326 & 0.0205 & 0.0000 & 0.0337 & -0.0480 \\ -0.0049 & -0.0003 & 0.0002 & 0.1732 & 0.0005 \\ -0.0037 & 0.0003 & 0.0000 & 0.0005 & 0.1733 \end{bmatrix}, \\ K_c &:= \begin{bmatrix} 0.5743 & 0.5544 & 3.6332 & -0.3636 & -0.0668 \\ -1.8788 & -0.3166 & -2.3100 & 0.2151 & 0.0691 \end{bmatrix}, \end{aligned}$$

and the initial state  $x(0) = [-0.001, 0.013, 0.2, -0.02, 0]^\top$ .

We implemented the encrypted controller of (33), (36), and Algorithm 1 using Lattigo [15], a homomorphic encryption library which supports Ring-LWE based cryptosystems in Go. The proposed controller was encrypted by the BGV scheme [21] with the encryption parameters set as follows;  $N = 65929217 \approx 2^{26}$  and  $p = 2^{12}$  for the plaintext space  $\mathcal{R}_{p,N}$ ,  $q = 18889455798646780911617 \approx 2^{74}$  for the ciphertext space  $\mathcal{R}_{p,q}$ , and the standard deviation of the error distribution<sup>5</sup>  $\sigma = 3.2$ . The parameters were selected to ensure 128-bit security [26] and satisfy Property 2 for  $\bar{r} \geq 2n$ . To efficiently handle large integers, Lattigo automatically chooses the ciphertext modulus  $q$  around a given power of 2, which is in this case  $2^{74}$ .

Fig. 4 depicts the performance error in terms of the difference between the control input of the original controller  $u'(k)$  and that of the encrypted controller  $u(k)$ , under varying quantization parameters  $1/L$  and  $1/s$ . This demonstrates that the performance error can be maintained under a certain level, which tends to decrease with a larger value of either  $1/L$  or  $1/s$ . Fig. 5 shows the state  $x_p(k) = [x_p^1(k), x_p^2(k), \dots, x_p^5(k)]^\top$  of the plant (39) equipped with the proposed encrypted controller when  $1/L = 2000$  and  $1/s = 10^4$ . It can be seen that each element of the state approaches to zero as expected.

The average elapsed time for a control period—the time taken from the sensor to the actuator at each time step—was

<sup>5</sup>See Appendix B for the precise meaning of this distribution.

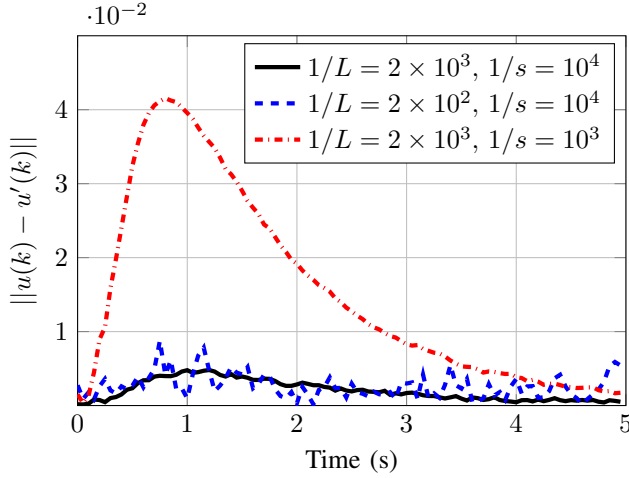


Fig. 4. Performance error  $\|u(k) - u'(k)\|$  of the proposed encrypted controller customized for Ring-LWE based cryptosystem.

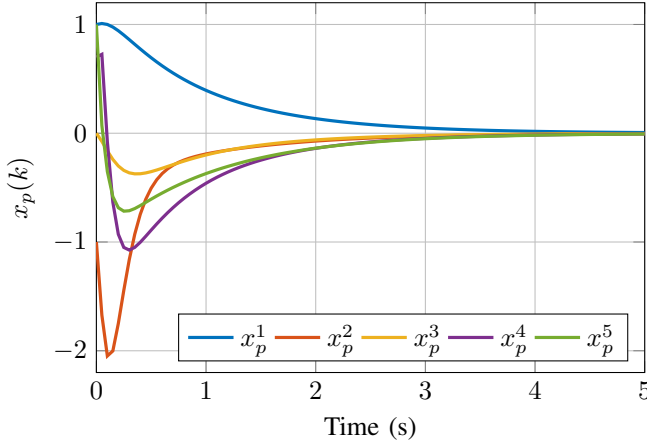


Fig. 5. State of the plant controlled by the proposed encrypted controller when  $1/L = 2000$  and  $1/s = 10^4$ .

0.0104s, which is within the sampling period 0.05s. Note that during the control period, the encrypted controller performs 10 homomorphic multiplications, since the order of the controller is 5. The experiments were conducted using 2.9GHz Intel Core i7-10700 CPU with 16GB RAM. This demonstrates the practicality of the proposed design.

## VII. CONCLUSION

We have proposed an encrypted controller design which does not involve infinitely many recursive homomorphic operations over encrypted data. It is implementable through most homomorphic encryption schemes, regardless of somewhat, leveled fully, or fully homomorphic encryption. The design is based on representing the controller output into a linear combination of a fixed number of previous inputs and outputs. Furthermore, it is customized for Ring-LWE based cryptosystems, where a vector of messages can be encrypted into a single ciphertext and operated at once. The efficiency of using the customized method is discussed numerically, in terms of computation and communication loads. For both the design

and its customization, guidance for proper choice of parameters is provided to achieve a desired level of performance.

## APPENDIX

### A. Packing and Unpacking

Suppose that  $p$  is a power of 2 and  $N$  is a prime such that  $N \equiv 1 \pmod{2p}$ . Let  $\zeta$  be the primitive  $2p$ -th root of unity modulo  $N$ , i.e.,  $\zeta^{2p} \pmod{N} = 1$  and  $\zeta^k \pmod{N} \neq 1$  for  $k = 1, 2, \dots, 2p-1$ . For  $i = 1, 2, \dots, p$ , let  $\zeta_i := \zeta^{2i-1} \pmod{N}$ , whose multiplicative inverse is  $\zeta_i^{-1} = \zeta^{2p-(2i-1)} \pmod{N}$ . We first construct a Vandermonde matrix as

$$\Theta := \begin{bmatrix} 1 & \zeta_1 & \cdots & \zeta_1^{p-1} \\ 1 & \zeta_2 & \cdots & \zeta_2^{p-1} \\ \vdots & \vdots & \cdots & \vdots \\ 1 & \zeta_p & \cdots & \zeta_p^{p-1} \end{bmatrix}.$$

Note that the inverse matrix of  $\Theta$  is

$$\Theta^{-1} = p^{-1} \begin{bmatrix} 1 & 1 & \cdots & 1 \\ \zeta_1^{-1} & \zeta_2^{-1} & \cdots & \zeta_p^{-1} \\ \vdots & \vdots & \cdots & \vdots \\ \zeta_1^{-(p-1)} & \zeta_2^{-(p-1)} & \cdots & \zeta_p^{-(p-1)} \end{bmatrix},$$

where  $p^{-1}$  is the multiplicative inverse of  $p$  in  $\mathbb{Z}_N$  such that  $pp^{-1} \pmod{N} = 1$ . Then, the packing and unpacking functions are defined as follows [23]:

$$\text{Pack}(z) := [1 \ X \ \cdots \ X^{p-1}] \Theta^{-1} z \pmod{N},$$

$$\text{Unpack}(a(X)) := \text{col} \{a(\zeta_i)\}_{i=1}^p \pmod{N}.$$

The following example illustrates how the packing operates and preserves the element-wise addition and multiplication of vectors.

*Example:* Consider the case when  $p = 4$  and  $N = 17$ . It is easily seen that the primitive eighth root of unity modulo 17 is 2, and the multiplicative inverse of  $p$  in  $\mathbb{Z}_{17}$  is  $-4$ . Then, the matrices  $\Theta$  and  $\Theta^{-1}$  are computed as

$$\Theta = \begin{bmatrix} 1 & 2 & 4 & 8 \\ 1 & 8 & -4 & 2 \\ 1 & -2 & 4 & -8 \\ 1 & -8 & -4 & -2 \end{bmatrix}, \quad \Theta^{-1} = \begin{bmatrix} -4 & -4 & -4 & -4 \\ -2 & 8 & 2 & -8 \\ -1 & 1 & -1 & 1 \\ 8 & -2 & -8 & 2 \end{bmatrix}.$$

Given two vectors in  $\mathbb{Z}_{17}^4$  as  $u = [1, 3, 5, 7]^\top$  and  $v = [2, -4, -6, 8]^\top$ , one can obtain polynomials in  $R_{4,17}$  as

$$\text{Pack}(u) = -7X^3 + 4X^2 - 7X + 4 \quad \text{and}$$

$$\text{Pack}(v) = 3X^3 + 8X^2 + 7X.$$

The addition of the polynomials yields

$$\text{Pack}(u) + \text{Pack}(v) \pmod{17} = -4X^3 - 5X^2 + 4,$$

which is unpacked to  $[3, -1, -1, -2]^\top = u + v \pmod{17}$ . Similarly, multiplying the polynomials over  $R_{4,17}$  gives

$$\begin{aligned} & \text{Pack}(u)\text{Pack}(v) \pmod{(17, X^4 + 1)} \\ &= -4X^6 + 7X^5 - 4X^4 + X^3 - 6X \pmod{(X^4 + 1)} \\ &= X^3 + 4X^2 + 4X + 4, \end{aligned}$$

and the resulting polynomial is unpacked to  $[2, 5, 4, 5]^\top = u \circ v \pmod{17}$ .

## B. BGV scheme [21]

The encryption, decryption, and basic homomorphic operations of the BGV scheme are defined as follows.

- **Parameters** ( $N, p, q, \sigma$ ): The plaintext modulus  $N \in \mathbb{N}$  and the ciphertext modulus  $q \in \mathbb{N}$  are coprime, where  $q \gg N$ , and  $p$  is a power of 2. Sampling an error polynomial  $e \in R_{p,q}$  from the distribution  $\chi$ , which is denoted by  $e \leftarrow \chi$ , indicates that each coefficient of  $e$  is sampled from the discrete Gaussian distribution  $N(0, \sigma)$ .
- **Secret key generation**:  $\mathbf{sk} \leftarrow \chi$
- **Encryption**: Sample  $a \in R_{p,q}$  uniformly from  $R_{p,q}$  and  $e \leftarrow \chi$ . For a plaintext  $m \in R_{p,N}$ ,

$$\text{Enc}(m) := \begin{bmatrix} a \cdot \mathbf{sk} + Ne + m \\ -a \end{bmatrix} \bmod (X^p + 1, q) \in R_{p,q}^2.$$

- **Decryption**: For a ciphertext  $\mathbf{c} \in R_{p,q}^n$ ,

$$\text{Dec}(\mathbf{c}) := \langle \mathbf{c}, \mathbf{sk} \rangle \bmod (X^p + 1, q) \bmod N \in R_{p,N},$$

where  $\mathbf{sk} := [1, \mathbf{sk}, \dots, \mathbf{sk}^n]^\top \bmod (X^p + 1, q)$ .

- **Addition**: For  $\mathbf{c}_1 \in R_{p,q}^n$  and  $\mathbf{c}_2 \in R_{p,q}^n$ ,

$$\mathbf{c}_1 \oplus \mathbf{c}_2 := \mathbf{c}_1 + \mathbf{c}_2 \bmod q \in R_{p,q}^n.$$

- **Multiplication**: For  $\mathbf{c}_1 \in R_{p,q}^2$  and  $\mathbf{c}_2 \in R_{p,q}^2$ ,

$$\text{Mult}(\mathbf{c}_1, \mathbf{c}_2) := \begin{bmatrix} c_{1,1}c_{2,1} \\ c_{1,1}c_{2,2} + c_{1,2}c_{2,1} \\ c_{1,2}c_{2,2} \end{bmatrix} \bmod (X^p + 1, q),$$

where  $\mathbf{c}_1 =: [c_{1,1}, c_{1,2}]^\top$  and  $\mathbf{c}_2 =: [c_{2,1}, c_{2,2}]^\top$ .

## REFERENCES

- [1] A. Teixeira, I. Shames, H. Sandberg, and K. H. Johansson, "A secure control framework for resource-limited adversaries," *Automatica*, vol. 51, pp. 135–148, 2015.
- [2] D. Ding, Q.-L. Han, X. Ge, and J. Wang, "Secure state estimation and control of cyber-physical systems: A survey," *IEEE Transactions on Systems, Man, and Cybernetics: Systems*, vol. 51, no. 1, pp. 176–190, 2021.
- [3] M. Khari, A. K. Garg, A. H. Gandomi, R. Gupta, R. Patan, and B. Balusamy, "Securing data in internet of things (IoT) using cryptography and steganography techniques," *IEEE Transactions on Systems, Man, and Cybernetics: Systems*, vol. 50, no. 1, pp. 73–80, 2020.
- [4] M. Schulze Darup, A. B. Alexandru, D. E. Quevedo, and G. J. Pappas, "Encrypted control for networked systems: An illustrative introduction and current challenges," *IEEE Control Systems Magazine*, vol. 41, no. 3, pp. 58–78, 2021.
- [5] J. Kim, D. Kim, Y. Song, H. Shim, H. Sandberg, and K. H. Johansson, "Comparison of encrypted control approaches and tutorial on dynamic systems using learning with errors-based homomorphic encryption," *Annual Reviews in Control*, vol. 54, pp. 200–218, 2022.
- [6] K. Kogiso and T. Fujita, "Cyber-security enhancement of networked control systems using homomorphic encryption," in *2015 54th IEEE Conference on Decision and Control (CDC)*, 2015, pp. 6836–6843.
- [7] J. Kim, C. Lee, H. Shim, J. H. Cheon, A. Kim, M. Kim, and Y. Song, "Encrypting controller using fully homomorphic encryption for security of cyber-physical systems," *IFAC-PapersOnLine*, vol. 49, no. 22, pp. 175–180, 2016.
- [8] F. Farokhi, I. Shames, and N. Batterham, "Secure and private control using semi-homomorphic encryption," *Control Engineering Practice*, vol. 67, pp. 13–20, 2017.
- [9] C. Murguia, F. Farokhi, and I. Shames, "Secure and private implementation of dynamic controllers using semihomomorphic encryption," *IEEE Transactions on Automatic Control*, vol. 65, no. 9, pp. 3950–3957, 2020.
- [10] J. Kim, F. Farokhi, I. Shames, and H. Shim, "Toward nonlinear dynamic control over encrypted data for infinite time horizon," arXiv:2110.06270v1 [eess.SY], 2021.
- [11] J. Kim, H. Shim, and K. Han, "Dynamic controller that operates over homomorphically encrypted data for infinite time horizon," *IEEE Transactions on Automatic Control*, vol. 68, no. 2, pp. 660–672, 2023.
- [12] C. Gentry, A. Sahai, and B. Waters, "Homomorphic encryption from learning with errors: Conceptually-simpler, asymptotically-faster, attribute-based," in *Advances in Cryptology – CRYPTO 2013*, R. Canetti and J. A. Garay, Eds. Berlin, Heidelberg: Springer Berlin Heidelberg, 2013, pp. 75–92.
- [13] "Microsoft SEAL (release 4.1)," <https://github.com/Microsoft/SEAL>, Jan. 2023, Microsoft Research, Redmond, WA.
- [14] A. A. Badawi, J. Bates, F. Bergamaschi, D. B. Cousins, S. Erabelli, N. Genise *et al.*, "OpenFHE: Open-source fully homomorphic encryption library," *Cryptology ePrint Archive, Paper 2022/915*, 2022. [Online]. Available: <https://eprint.iacr.org/2022/915>
- [15] "Lattigo v5," Online: <https://github.com/tuneinsight/lattigo>, Nov. 2023, ePFL-LDS, Tune Insight SA.
- [16] O. Regev, "On lattices, learning with errors, random linear codes, and cryptography," *Journal of the ACM*, vol. 56, no. 6, 2009.
- [17] K. Teranishi, T. Sadamoto, and K. Kogiso, "Input–output history feedback controller for encrypted control with leveled fully homomorphic encryption," *IEEE Transactions on Control of Network Systems*, vol. 11, no. 1, pp. 271–283, 2024.
- [18] L. Chen, S. Jordan, Y.-K. Liu, D. Moody, R. Peralta, R. A. Perner, and D. Smith-Tone, "Report on post-quantum cryptography," US Department of Commerce, National Institute of Standards and Technology, USA, Tech. Rep. 8105, 2016.
- [19] J. Kim, H. Shim, and K. Han, "Comprehensive introduction to fully homomorphic encryption for dynamic feedback controller via LWE-based cryptosystem," in *Privacy in Dynamical Systems*, F. Farokhi, Ed. Singapore: Springer Singapore, 2020, pp. 209–230.
- [20] J. Fan and F. Vercauteren, "Somewhat practical fully homomorphic encryption," *Cryptology ePrint Archive, Paper 2012/144*, 2012. [Online]. Available: <https://eprint.iacr.org/2012/144>
- [21] Z. Brakerski, C. Gentry, and V. Vaikuntanathan, "(Leveled) Fully homomorphic encryption without bootstrapping," *ACM Transactions on Computation Theory*, vol. 6, no. 3, 2014.
- [22] J. H. Cheon, A. Kim, M. Kim, and Y. Song, "Homomorphic encryption for arithmetic of approximate numbers," in *Advances in Cryptology – ASIACRYPT 2017*, T. Takagi and T. Peyrin, Eds. Cham: Springer International Publishing, 2017, pp. 409–437.
- [23] J. W. Cooley and J. W. Tukey, "An algorithm for the machine calculation of complex fourier series," *Mathematics of Computation*, vol. 19, no. 90, pp. 297–301, 1965.
- [24] S. Halevi and V. Shoup, "Algorithms in HELib," in *Advances in Cryptology – CRYPTO 2014*, J. A. Garay and R. Gennaro, Eds. Berlin, Heidelberg: Springer Berlin Heidelberg, 2014, pp. 554–571.
- [25] X. Jiang, M. Kim, K. Lauter, and Y. Song, "Secure outsourced matrix computation and application to neural networks," in *Proceedings of the 2018 ACM SIGSAC Conference on Computer and Communications Security (CCS '18)*. New York, NY, USA: Association for Computing Machinery, 2018, pp. 1209–1222.
- [26] M. Albrecht, M. Chase, H. Chen, J. Ding, S. Goldwasser, S. Gorbunov *et al.*, *Homomorphic encryption standard*. Cham: Springer International Publishing, 2021, pp. 31–62.
- [27] K. M. Sobel and E. Y. Shapiro, "A design methodology for pitch pointing flight control systems," *Journal of Guidance, Control, and Dynamics*, vol. 8, no. 2, pp. 181–187, 1985.