

Interactive Conversational Head Generation

Mohan Zhou, Yalong Bai, Wei Zhang, Ting Yao, *Senior Member, IEEE* and Tiejun Zhao

Abstract—We introduce a new conversation head generation benchmark for synthesizing behaviors of a single interlocutor in a face-to-face conversation. The capability to automatically synthesize interlocutors which can participate in long and multi-turn conversations is vital and offer benefits for various applications, including digital humans, virtual agents, and social robots. While existing research primarily focuses on talking head generation (one-way interaction), hindering the ability to create a digital human for conversation (two-way) interaction due to the absence of listening and interaction parts. In this work, we construct two datasets to address this issue, “ViCo” for independent talking and listening head generation tasks at the sentence level, and “ViCo-X”, for synthesizing interlocutors in multi-turn conversational scenarios. Based on ViCo and ViCo-X, we define three novel tasks targeting the interaction modeling during the face-to-face conversation: 1) responsive listening head generation making listeners respond actively to the speaker with non-verbal signals, 2) expressive talking head generation guiding speakers to be aware of listeners’ behaviors, and 3) conversational head generation to integrate the talking/listening ability in one interlocutor. Along with the datasets, we also propose corresponding baseline solutions to the three aforementioned tasks. Experimental results show that our baseline method could generate responsive and vivid agents that can collaborate with real person to fulfil the whole conversation. Project page: <https://vico.solutions/>.

Index Terms—Conversational Head Generation, Listening Head Generation, Video Synthesis

1 INTRODUCTION

COMMUNICATION [1]–[5] is the fundamental social process for effectively exchanging information between people. A typical oral-based conversation ordinarily involves two interlocutors alternating the roles of speaker and listener to achieve a successful conversation through verbal and non-verbal reciprocal interactions, *e.g.*, auditory signals, gestures, hand signs, body postures, and *etc.* There have been extensive investigations into the study of human communication among sociology, psychology, human-computer interaction, and *etc.* Especially the oral-based conversation can be modeled by three dimensions: *speaker*, *listener*, and their mutual *interactions*. In real scenarios, all three dimensions are equally important: speakers produce and transmit messages, listeners receive messages and give feedback, and the mutual interactions connect them, making the conversation a closed loop.

While existing researches mainly focus on single-sided communication – speaker-centric synthesis. As shown in Fig. 1, speech-to-gesture generation [6] learns a mapping between the audio signal and the speaker’s pose. Speech to lip generation [7] aims to refine the lip-synchronization of a given video input. Talking head synthesis [8]–[10] tries to generate a vivid talking video of a specific speaker with facial animations from a still image and a clip of audio. However, these works solely concentrate on the speaking role, disregarding the essential role of the listener, let alone the crucial aspect of their mutual interactions. Notably, during a face-to-face conversation, listening behavior is even more critical, as proper feedback to the speaker (*e.g.*, *nod*, *smile*, *eye contact*, *etc.*) is vital for a successful communication [11]–[13]. Through real-time feedback, listeners show how they are engaged (*e.g.*, *interested*, *understand*, *agree*, *etc.*) to the speech, such that conversation gets more accessible

for both participants. And only if both the listener and the speaker are modeled, do we have the occasion to model their interactions.

In this paper, we first construct two datasets for the conversational head generation: 1) **ViCo**, a dataset of in-the-wild speaker-listener clip pairs to highlight the listening part within one utterance. Three listening styles, based on positive, neutral, and negative attitudes, are exhibited by listeners, and qualified listeners are expected to respond actively to the speaker with verbal and non-verbal signals. It serves the purpose of talking and listening head generation at the sentence level. 2) **ViCo-X**, a dataset of recorded dialogue scenarios by experienced actors with twenty-six different dialog acts, *i.e.* communicative intentions, to emphasize the interaction part within multi-turn dialogues. Interlocutors would talk, listen and collaborate with real person to complete the conversation. The generation of conversational agents can be achieved from this.

Compared to speaker-centric datasets such as MEAD [9], VoxCeleb2 [14] and *etc.*, ViCo introduces the listener role to the conversation, focuses on the receipt and feedback of information and offers a vital complement to speaker-centric tasks. It features real persons in actual conversations, thus enabling natural human interactions to reflect all three dimensions found in classical oral conversations. While ViCo-X records the behaviors of two interlocutors in multiple turns of a dialogue, paying more attention to the “interactions”. The multi-turn dialogues are brought in as a video corpus, bringing the possibility of long-term mutual interaction modeling.

Based on ViCo and ViCo-X, we propose to formulate a conversational agent who aims to model one of the interlocutors in the conversation. It is designed as a digital twin of interlocutor as Fig. 1 (d) shows. We further nominate two sub-tasks, expressive talking head generation and responsive listening head generation, to empower the agent

• Corresponding Email: tjzhao@hit.edu.cn

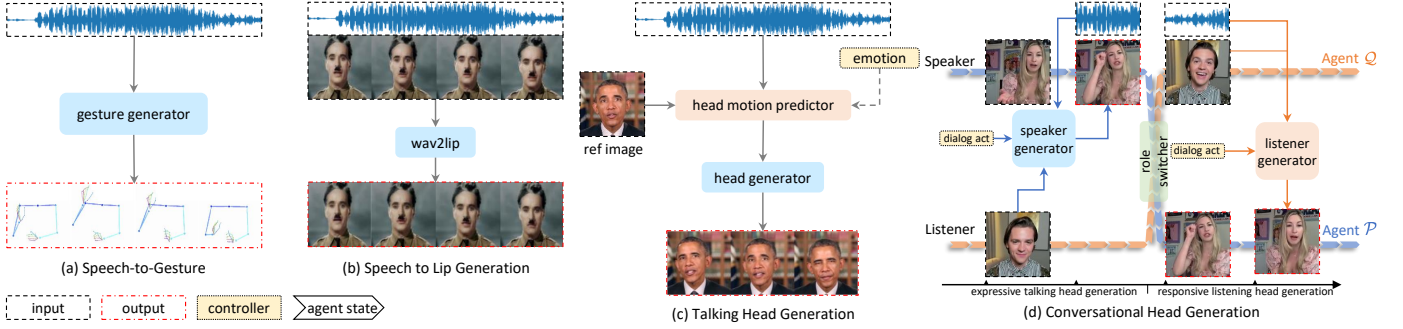


Fig. 1: Illustration of three related tasks (a ~ c) and our proposed responsive listening head generation and conversational head generation (d). (a) Speech-to-gesture translation: generates plausible body gestures to go along with the input speech. (b) Speech to lip generation: produces synchronized lip motions based on given speech. (c) Talking head generation: synthesizes talking face video conditioned on speaker identity, speech audio, and/or the speaker’s emotion. (d) Our proposed conversational head generation involves both talking and listening head generation in mutual interaction, responding to the other interlocutor during a multi-turn conversation.

with communication capabilities. Different from traditional talking head generation tasks that only transmit messages, expressive talking head generation introduces the listener role to speaker modeling, enabling speakers to notice the listener feedback concurrently, *i.e.*, bi-directional communication. Responsive listening head generation focuses on listener modeling and targets to synthesize listeners that are responsive, *i.e.*, dynamically respond to speaker verbal and non-verbal signals. And finally, to achieve head generation in multi-turn dialogues, a role transformer network is included to make interlocutors’ role switches in a seamless and natural way. Hence, the conversational property in digital human generation tasks could be highlighted. It allows us to synthesize an interlocutor who can normally communicate with real people. This capability is undoubtedly critical to a wide range of applications, including virtual anchors, digital influencers, customer representatives, and digital avatars in Metaverse, wherever it involves interactive and conversational communication.

The main contributions are summarized as follows:

- We construct two datasets ViCo and ViCo-X for listener modeling and conversational agent modeling.
- Based on the datasets, we introduce a new task, conversational head generation, including expressive talking head generation and responsive listening head generation, to mimic one interlocutor in a conversation.
- Furthermore, we introduce a baseline approach for synthesizing an interlocutor capable of engaging in speaker/listener interactions with real individuals. Our method is evaluated through comprehensive quantitative and qualitative analyses, including user studies, which substantiate its effectiveness and efficiency.

2 RELATED WORKS

Speaker-centered video synthesis Given time-varying signals and a reference still image of the speaker, the talking head synthesis task aims to generate a vivid clip for the speaker with the time-varying signals matched. Based on the different types of time-varying signals, we can group these tasks into two groups: 1) audio-driven talking head synthesis [7], [8], [19]–[22], 2) video-driven talking head

synthesis [23]. The goal of the former one is to generate a video of the speaker that matches the audio. And the latter one is to generate videos of speakers with expressions similar to those in the video. They only matter to transmit messages to listeners while ignoring listener feedback. Our expressive talking head generation is an improved version: we do not just talk, we communicate.

Listening behaviors modeling Many applications and research papers have focused on speaking, while “listener modeling” is seldom explored. Gillies *et al.* [15] first propose the data-driven method that can generate an animated character that can respond to speaker’s voice. This lacks the supervision of speaker visual signals, which is incomplete for responsive listener modeling. And this method can not be applied to realistic head synthesis. Heylen *et al.* [17] further studied the relationship between listener and speaker audio/visual signals from a cognitive technologies view. SEMAINE [16] records the conversation between a human and a limited artificial listener. MAHNOB Laughter database [24] focuses on studying laughter’s behaviors when watching funny video clips. Apart from these related works, ALICO [18] corpus about active listener analysis is the most relevant dataset to our proposed task. However, it has not been made public and also not constructed from the real scene conversations. Moreover, the main objective of ALICO is for psychology analysis, the data mode of that dataset is vastly different from the audio-video corpora in computer vision area. In the past few years, social AI intelligence [25], [26] has been introduced to model the non-verbal social signals in triadic or multi-party interactions. Joo *et al.* [25] is concerned with the overall posture and head movement of a person, and Oertel *et al.* [26] aims to mine listening motion rules for robotics controlling. Both related works only deal with the speaking status and ignore the speaker’s content. What’s more, they rarely care about two-person interactions nor pay attention to model the face in detail, which is also different from our task. A detailed comparison to existing related datasets is shown in Tab. 1.

As far as we know, this is the first time to introduce the learning-based listening head generation task in computer vision area. In this work, we propose a formulation of

TABLE 1: Comparison with other human conversation-related datasets.

Dataset	Year	Public	Interlocutor	Multi-turn	Style	Environment	Head motion	Body motion	Other Anno
GRID	2006	✓	Speaker	✗	Lab	Realistic	✗	✗	-
LRW	2016	✓	Speaker	✗	Wild	Realistic	✗	✗	-
ObamaSet	2017	✓	Speaker	✗	Wild	Realistic	✓	✗	-
VoxCeleb	2017	✓	Speaker	✗	Wild	Realistic	✓	✗	-
VoxCeleb2	2018	✓	Speaker	✗	Wild	Realistic	✓	✗	-
LRS2-BBC	2018	✓	Speaker	✗	Wild	Realistic	✓	✗	-
LRS2-TED	2018	✓	Speaker	✗	Wild	Realistic	✓	✗	-
Faceforensics++	2019	✓	Speaker	✗	Wild	Realistic	✓	✗	-
MEAD	2020	✓	Speaker	✗	Wild	Realistic	✓	✗	emotion
Speech2Gesture	2019	✓	Presenter	✗	Wild	Realistic	✓	✓	-
Ted Gesture	2019	✓	Presenter	✗	Wild	Realistic	✓	✓	-
Gillies <i>et al.</i> [15]	2008	✗	Speaker, Listener	✗	Lab	Simulated	✓	✓	-
SEMAINE [16]	2011	✓	Speaker, Listener	✗	Lab	Simulated	✓	✗	custom dimension
Heylen <i>et al.</i> [17]	2011	✗	Speaker, Listener	✗	Lab	Simulated	-	-	-
ALICO [18]	2014	✗	Speaker, Listener	✗	Lab	Realistic	✓	✗	feedback signal
ViCo	2022	✓	Speaker, Listener	✗	Wild	Realistic	✓	✗	attitude
ViCo-X	2023	✓	Conversational Agent	✓	Lab	Realistic	✓	✓	dialogue act

responsive listening head generation and construct a public ViCo dataset for this task. Meanwhile, a baseline method is proposed for listening head synthesis by perceiving both speaker’s audio/visual signals and preset attitude.

Speaker-Listener Coupling in Communication Classical two-party face-to-face communication usually includes two interlocutors’ collaboration. They would act as speakers or listeners in turn and finally agree with some points, then finalize the conversation. We can notice the “coupling” in this procedure: each interlocutor plays both the speaker and listener roles. This phenomenon is traceable to the neuroscience [27] level and is deserved to be studied for more realistic and emotional digital human modeling.

3 TASK OVERVIEW

We present Interactive Conversational Head Generation, a novel task involving the synthesis of one interlocutor’s head during the conversation. In particular, our aim is to comprehend the dialog act and the behaviors of other interlocutors, such as audio cues, head motions, facial expressions, eye blinks, and more.

Assume there are two interlocutors \mathcal{P} and \mathcal{Q} , given the input N -turn video sequences of \mathcal{Q} : $\mathcal{V}_N^{\mathcal{Q}} = \{\mathcal{V}_1^{\mathcal{Q}}, \mathcal{V}_2^{\mathcal{Q}}, \dots, \mathcal{V}_N^{\mathcal{Q}}\}$, these two interlocutors’ audio signal sequences $\mathcal{A} = \{A_1, A_2, \dots, A_N\}$, the speaker’s dialog acts or listener’s attitudes $E = \{e_1, e_2, \dots, e_N\}$, and the role indicator vector $R = \{r_1, r_2, \dots, r_N\}$ ($r_i = 1$ for speaker and $r_i = 0$ for listener) of \mathcal{P} , the conversational head generation task aims to generate the visual representations of \mathcal{P} in this N -turn conversation that can both listen and talk in one paradigm:

$$\mathcal{V}_N^{\mathcal{P}} = \mathbf{G}(\mathcal{A}, R, E, \mathcal{V}_N^{\mathcal{Q}}, v^{\mathcal{P}}), \quad (1)$$

where $v^{\mathcal{P}}$ represents the initial (identity) image of the interlocutor \mathcal{P} . Note that the \mathcal{V}_i represent a video clip of this interlocutor and can be further subdivided as $\mathcal{V}_i = \{V_{i,1}, V_{i,2}, \dots, V_{i,|A_i|}\}$, where $V_{i,j}$ denotes the image.

Speaker dialog act definition Dialog act theory provides an empirically-grounded framework for computational modeling of communication, specifically focusing on linguistic and nonverbal behaviors within a dialogue. Informally speaking, dialog acts are such actions as *providing information*, *apologizing for a misunderstanding*, and *giving feed-*

back, *etc.* This theory remains independent of any specific dialog system and effectively captures the actions performed by the interlocutors. Roughly, it can be divided into 9 core orthogonal dimensions (*e.g.*, task, turn management, time management, social obligations management, own/partner communication management and *etc.*) and hosts total of 57 functions. These dialog acts are theoretically justified and domain-independent. They can also be recognized by human analysts from the “semantic” view.

Listener attitude definition During conversation, after perceiving the signals from the speaker, the listener usually reacts with an active, responsive *attitude*, including epistemic attitudes (*e.g.*, agree, disagree) and affective attitudes (*e.g.*, like, dislike). In general, attitude potentially guides the listener’s behavior and consequently affects the conversation. Also, different attitude results in different facial expressions and behaviors of the listener [28], *e.g.* a laugh appears as the most appropriate signal for *like*, a combination of smile and raise eyebrows could be a possibility for *interested*, *disagree* can be meant by a head shake, *dislike* is represented by a frown and tension of the lips, *etc.*

Feature extraction In this work, we extract the energy feature, temporal domain feature, and frequency domain feature of the input audio; and model the facial expression and head poses using 3DMM [29] coefficients.

For the audio, we extract the Mel-frequency cepstral coefficients (MFCC) feature with the corresponding MFCC Delta and Delta-Delta features. Furthermore, we incorporate the energy, loudness, and zero-crossing rate (ZCR) are also embedded into audio features denoted as S_i for each audio clip A_i . The audio feature extracted from \mathcal{A} can be denoted as $S = \{S_1, S_2, \dots, S_t\}$.

There has been extensive research [30]–[32] in the area of 3D face reconstruction. Here, we leverage the state-of-the-art deep learning-based face reconstruction model [33] to get the 3DMM [29] coefficients and then drive the head movements and expression changes. Specially, for any facial image, we can get the reconstruction coefficients $\{\alpha, \beta, \delta, p, \gamma\}$ which denote the identity, expression, texture, pose and lighting, respectively. Further, we distinguished the 3D reconstruction coefficients into two parts: $\mathcal{I} = (\alpha, \delta, \gamma)$ to represent relatively fixed, identity-dependent features, and $m = (\beta, p)$ to represent relatively dynamic, identity-independent features. After the face parameterization, we

can adjust the motion and expression changes through m , and modify the identity through \mathcal{I} .

Task definition Given that the identity-dependent features (\mathcal{I}) are weakly correlated with the interlocutor motion patterns, we use only the head motion and facial expression feature m for conversational head generation model training and then adapt the identity-dependent features \mathcal{I} of different interlocutor identities for visualization and evaluation. Thus our interactive conversational head synthesis task can be formulated:

$$\begin{aligned}\mathcal{M}_N^P &= \mathbf{G}_m(\mathcal{A}, \mathbf{R}, \mathbf{E}, \mathcal{M}_N^Q, m^P), \\ \mathcal{V}_N^P &= \mathbf{G}_v(\mathcal{M}_N^P, \mathcal{I}^P, v^P),\end{aligned}\quad (2)$$

where \mathcal{M}_i is the dynamic feature predicted for this interlocutor of i -th round. Here, \mathbf{G}_m would infer 3DMM coefficients of \mathcal{P} and \mathbf{G}_v render the coefficients into video. To get a better modeling for \mathbf{G}_m , we split it into expressive talking head modeling and responsive listening head modeling with respect to \mathbf{R} and then combine them to formulate the whole conversational head.

Start with a much simpler subproblem, considering a single turn of this conversation. Our aim is either to generate a listener based on the speaker’s audio A , behaviors \mathcal{M}^S and current dialog act e :

$$\mathcal{M}^L = \mathbf{G}_m^L(A, e, \mathcal{M}^S, m^L), \quad (3)$$

where S and L denote the speaker and listener respectively, or to generate a speaker based on the audio A , dialog act or attitude e and listener behaviors \mathcal{M}^L :

$$\mathcal{M}^S = \mathbf{G}_m^S(A, e, \mathcal{M}^L, m^S), \quad (4)$$

For the former task, we propose a framework for responsive listening head generation, which aims to fill the blank of listener modeling. And for the latter task, we introduce listener behaviors \mathcal{M}^L to classical talking head generation, named expressive talking head generation, to make speaker better communicate with listener.

And finally, towards generation in N -round and ensure the interlocutors’ role switches are smooth, we continue to solve Eq. (2) in conversational wide to modeling agent \mathcal{P} .

The 3D face rendering technology \mathbf{G}_v has been well studied in many recent works [19], [34]. Moreover, the face rendering models are usually identity-specific, so one may need to train separately for each identity for better performance. To highlight the properties of the conversational head synthesis task, and decouple the critical factor, our proposed model primarily focuses on the motion-related and identity-independent 3D facial coefficients prediction task \mathbf{G}_m , and use the pretrained rendering model [35] for simplified visualization. And some video post-processing methods, such as video frame interpolation [36], denoising [37], super resolution [38], [39], in-painting [40], can be used for better visual effects.

4 DATASET CONSTRUCTION

4.1 ViCo Dataset

To highlight the “listener” dimension, we first construct a speaker-listener dataset ViCo mainly for responsive listening-head generation by capturing *conversational* video

TABLE 2: Statistics of ViCo dataset. #ID indicates the number of identities. The same person/identity can play different roles with multiple attitudes.

Attitude	#Videos	#Speaker	#Listener	#ID	#Clips	Duration
Positive	42	53	62	81	226	49 min 18 s
Neutral	35	38	48	63	134	27 min 7 s
Negative	11	11	9	18	123	18 min 57 s
Total	50	67	76	92	483	95 min 22 s

clips from YouTube containing two people’s frontal faces. To ensure the validity of a video clip, it must fulfill the following conditions::

- The screen should display only two individuals, with one person actively speaking and the other attentively listening.
- Both individuals’ frontal faces should be prominently visible, ensuring clear visibility.
- The facial expressions of both individuals should appear natural and stable throughout the clip.
- The listener should actively engage with the speaker, responding dynamically and in real time to foster an interactive exchange.

The annotators were tasked with meticulously documenting the precise start and end times of each “valid” clip. Additionally, they were instructed to label the speaker’s position (left or right of the screen) and discern the listener’s attitude exhibited in the video. In ViCo, we group the attitudes into three categories: positive, negative and neutral. Positive attitude consists of *agree*, *like*, *interested*. Conversely, negative attitude consists of *disagree*, *dislike*, *disbelieve*, *not interested*. Cross-validation was applied among at least three annotators for each candidate clip for quality control. For each valid clip, we use the MTCNN to detect the face regions in each frame, and then crop and resize the detected face regions to 384×384 resolution image sequence for model training and evaluation, as shown in Fig. 2.

Table 2 shows the statistical information of our annotated responsive listening head generation dataset ViCo. The proposed dataset contains rich samples of 483 video clips. We normalize all videos to 30 FPS. Moreover, our dataset is composed of high-quality videos (1920×1080) and audios (44.1 kHz/16 bit) and contains diverse scenarios, including news interviews, entertainment interviews, TED discussions, variety shows and *etc.*, which provides rich semantic information and various listener patterns. The video clips’ length can range from 1 to 71 seconds.

4.2 ViCo-X Dataset

We have collected the in-the-wild dataset ViCo for talking head generation and listening head generation. However, limited by the video quality, conversation content, and scenario restrictions, the functional multi-turn conversational data is still unavailable. Thus we use higher quality devices to record conversational “interactions” in specific scenarios to build the multi-turn conversation dataset, ViCo-X.

To the best of our knowledge, this is the first multi-turn multimodal interaction dataset (ViCo-X) to model human behaviors in conversation. The dataset consists of data in

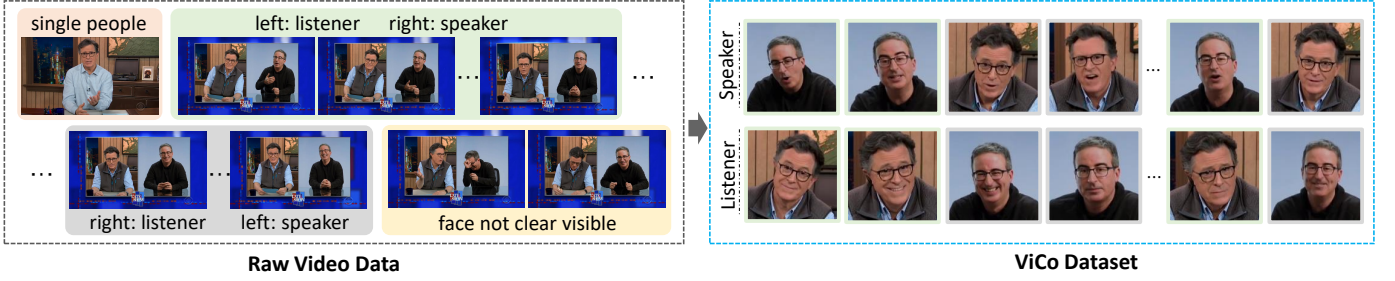


Fig. 2: In ViCo, valid clips are selected in accordance with the standards that 1) both the speaker and listener behaviors are clearly visible, and 2) listeners are responsively engaged to the conversation. The facial regions of listener-speaker pairs are further cropped for constructing our ViCo dataset (right).

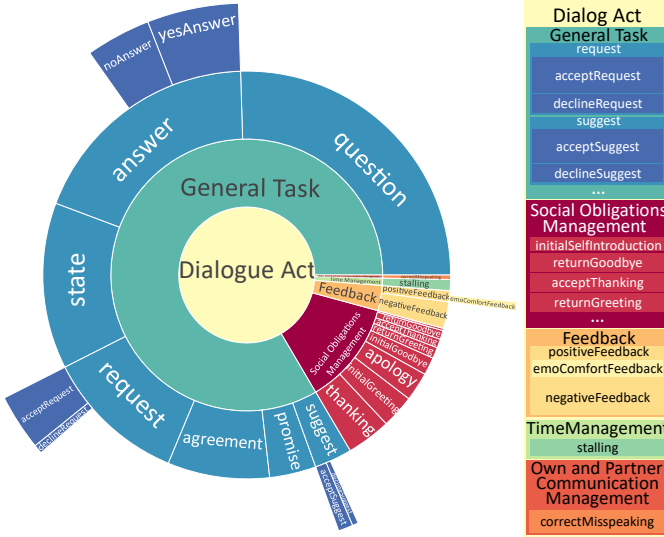


Fig. 3: Dialog act distribution in ViCo-X dataset.

three modalities: audio, video, and text, and a fine-grained dialog act annotation is attached to each sentence in the conversation. We establish this multi-modality dataset to encourage more studies in “interactive face-to-face conversation understanding and modeling”.

In this dataset, we focus on the multi-turn conversations in a functional and application-oriented scenario, thus using the Jing Dong Dialogue Corpus (JDDC) [41], the large-scale real scenario Chinese E-commerce conversation corpus, as the transcriptions. Based on this corpus, we first filter out the sensitive and inappropriate dialogues. After that, we select representative and diverse dialogues, and further label the dialog acts (DA) following the ISO standard [42], and its distribution in our dataset is shown in Fig. 3. To ensure rigorous quality control in DA labeling, cross-validation was implemented using a minimum of three annotators with the standard of Fleiss Kappa exceeding 0.9.

Then, given the transcriptions, during the recording process, the actors are spaced two meters apart, with their bodies facing the camera and their backs against the green screen. Actors are asked to communicate messages and intentions through words, expressions, head movements, hand postures, or body gestures under the dialog act constraints. Speakers are required to raise their emotions and speak their transcripts in a natural style, and listeners



Fig. 4: A screenshot of conversational interaction between two interlocutors in the recording.

should be responsive and active to the speaker. There is a guidance team to guarantee the recording quality and the professionalism of actors. Figure 4 shows an image when recording. Our videos are in 2048×1024 and 30 fps format, and audios are 48 kHz and over 300 kbps. Thus the details can be maintained well.

With the recording finished annotators are asked to indicate the start and end time of each sentence (accurate to $1/30$ second) and label the position of the speaker (left or right of the screen). Finally, these components make up the entire ViCo-X dataset totaling 44k frames.

In contrast to the ViCo dataset, our newly recorded ViCo-X dataset not only offers enhanced real-time performance but also boasts higher-quality recordings. ViCo-X is built upon a real E-commerce conversation corpus, encompassing twenty-five diverse scenarios that encompass the majority of interactions between customer service representatives and customers, which provides a wealth of semantic information and encompasses various conversation patterns. It enables comprehensive studies of human-human interactions within specific scenarios and offers valuable insights into the dynamics of mutual interaction between virtual humans and real humans.

In contrast to the existing talking head video datasets [9], [14] and listening head video dataset ViCo that aims to model a sub-part of the conversation, ViCo-X takes a different viewpoint by focusing on modeling the real conversations. It emphasizes the dynamic interaction between interlocutors who can alternate roles as both speakers and listeners, and prioritizes mutual engagement rather than unidirectional information perception or conveyance.

5 INTERACTIVE CONVERSATIONAL HEAD GENERATION

This section demonstrates how to achieve interactive conversational head generation in multi-turn communicative scenarios as outlined in Sec. 3.

5.1 Responsive Listening Head Generation

According to psychological knowledge, an active listener tends to respond based on the speaker’s audio [43] and visual signals [15], [44]. And at a given moment, the listener receives information from the speaker of that moment as well as information from history and adopts a certain attitude to present actions in response to the speaker. Thus, the goal of our model is to estimate the conditioned probability $P(\mathcal{M}^L | \mathbf{A}, e, \mathcal{M}^S, m^L)$, where the \mathcal{M}^S and \mathbf{A} are time-varying signals that the listener should respond to, and the reference listener feature m^L and attitude e constrain the pattern of the entire generated sequence.

Inspired by the sequence-to-sequence model, a multi-layer sequential decoder module \mathbf{G}_m is applied for modeling the time-sequential signals of conversation. Unlike talking-head generation [8]–[10], which accepts an entire input of audio and then processes it using a bidirectional LSTM or attention layer; in our scenario, the model \mathbf{G}_m receives the streaming input of the speaker where future information is not available.

For the speaker feature encoder, at each time step t , we first extract the audio feature s_t and the speaker’s head and facial expression representation m_t^s , then apply non-linear feature transformations following a multi-modal feature fusion function f_{am} to get the encoded feature of speaker. The representation of reference listener m_1^l and attitude e can be embedded as the initial state h_1 for the sequential motion decoder. At each time step t , taking the speaker’s fused feature $f_{am}(s_t, m_t^s)$ as input, \mathbf{G}_m^L in Eq. 3 is functioned as updating current state h_{t+1} and generating the listener motion m_{t+1}^l , which contains two feature vectors, i.e. β_{t+1}^l for the expression and p_{t+1}^l for the head rotation and translation. Our responsive listening head generator supports an arbitrary length of speaker input. The procedure can be formulated as:

$$\beta_{t+1}^l, p_{t+1}^l = \mathbf{G}_m^L(h_t, f_{am}(s_t, m_t^s)). \quad (5)$$

This way, the responsive listener can be synthesized by referring to the speaker’s verbal and non-verbal signals.

5.2 Expressive Talking Head Generation

Talking head generation aims to synthesize a clear and vivid talking-head video that the identity matches the given reference image(s) and the motion (notably for lips) corresponds to the driven source (e.g., a piece of audio speech). It has been well studied in recent years, a classical 3DMM coefficients-based solution can be formulated as:

$$\beta_{\{1, \dots, t\}}^{s*}, p_{\{1, \dots, t\}}^{s*} = \mathbf{G}_m^{S*}(\mathbf{A}, e, m^S), \quad (6)$$

where e could be some factors those affect speaker behaviours, e.g., emotion, dialogue act, etc., while such efforts are neglected the listener. From the perspective of psychology and social behavior, the speakers should also react to

the listener’s non-verbal response when talking. Here we propose the listener-aware speaker modeling, which targets making the speaker more lively with the listener supervision by introducing the concept of “interactive” to the speaker.

As Fig. 1(d) left subfigure shown, different from Fig. 1(c) which the driven source is audio signals only, we force the talking head generation model to receive the streaming input of listener frames and expect the synthesized video more suitable for face-to-face conversation scenario.

In view of the given audio are batched and can be modeled with bi-directional models [19] while the listener inputs are streaming, we divide the talking head modeling into two parts: audio-supervised speaker modeling and listener-supervised speaker modeling, and fuse these two for final results. The former task has been well studied in previous literature, and the latter task is similar to Sec. 5.1: At each time step t , we would extract the listener’s representation m_t^l and encode the representation of reference speaker m_t^s and s as the initial state h_1^l for the listener-aware speaker decoder. Then we can predict the expected speaker head motion and expression which reflect to the listener:

$$\beta_{t+1}^{s'}, p_{t+1}^{s'} = \mathbf{G}_m^{S'}(h_t^l, m_t^l) \quad (7)$$

Then a weighted fusion is performed for blending the output of audio-supervised speaker model and listener-supervised speaker model:

$$\begin{aligned} \beta_{t+1}^s &= \alpha_\beta \beta_{t+1}^{s'} + (1 - \alpha_\beta) \beta_{t+1}^{s*}, \\ p_{t+1}^s &= \alpha_p p_{t+1}^{s'} + (1 - \alpha_p) p_{t+1}^{s*}, \end{aligned} \quad (8)$$

where α_β and α_p are trainable parameters that can be optimized during training procedure.

5.3 Interactive Conversational Head Generation

In the real scenario, a conversation is usually multi-turn and each interlocutor can act as both the speaker and listener. Existing works mostly focus on modeling a single role and neglect the *constant transformation* for each interlocutor between speaker and listener. To tackle this problem and towards face-to-face conversation modeling, we propose a novel task: conversational head generation, which aims to synthesize a conversational head which can interact with human avatar in both talking and listening manner and the state can be well switches during role alteration as illustrated in Fig. 1(d).

Instead of using if/else toggles directly, which would make the transformation rigid and spiky, we introduce a more smooth transformation trick to switch the agent role. To alternate the agent role from r_{t-1} to r_t ($r_{t-1} \neq r_t$), the hidden state h_t is inferred from the previous state h_{t-1} :

$$h_t = \mathbf{T}(h_{t-1}, r_{t-1}, r_t), \quad (9)$$

where T is role switcher network to bridge r_t with r_{t-1} . In such manner, we can extend the single-turn speaker/listener modeling to multi-turn agent modeling, formulating a complete conversational head.

5.4 Optimization Objectives

For optimization, regardless of the role in the communication, we use a consistent optimization strategy. With the ground truth patterns denoted as $\hat{\mathcal{M}}_T = [\hat{m}_2, \hat{m}_3, \dots, \hat{m}_T]$, we drop the last prediction m_{T+1} due to the lack of supervision and use L_2 distance to optimize training procedure:

$$\mathcal{L}_{gen} = \sum_{t=2}^T \|\beta_t - \hat{\beta}_t\|_2 + \|p_t - \hat{p}_t\|_2. \quad (10)$$

Moreover, a motion constraint loss \mathcal{L}_{mot} is applied to guarantee the inter-frame continuity across $\hat{\mathcal{M}}_T$ is similar to the predicted \mathcal{M}_T :

$$\mathcal{L}_{mot} = \sum_{t=2}^T w_1 \|\mu(\beta_t) - \mu(\hat{\beta}_t)\|_2 + w_2 \|\mu(p_t) - \mu(\hat{p}_t)\|_2, \quad (11)$$

where $\mu(\cdot)$ measures the inter-frame changes of current frame and its adjacent previous frame, i.e., $\mu(\beta_t) = \beta_t - \beta_{t-1}$, w_1 and w_2 is a weight to balance the motion constraint loss and generation loss. The final loss function of this communication role can be formulated as:

$$\mathcal{L}_{total} = \mathcal{L}_{gen} + \mathcal{L}_{mot}. \quad (12)$$

For the responsive listening head generation (Sec. 5.1) and expressive talking head generation (Sec. 5.2), we optimize the \mathcal{L}_{total} for the listener and speaker patterns respectively. And for the conversational head finetune (Sec. 5.3), we optimize these two patterns simultaneously.

6 EXPERIMENTS

6.1 Implementation Details

The ViCo dataset is divided into two parts: i) training set for learning listener / speaker patterns, ii) test set for validating the performance, generalizability, and transferability of our model. All identities do not overlap between train set and test set. And in ViCo-X dataset, we perform a five-fold cross validation and results are conducted on the whole dataset.

We extract 45-dimensional acoustic features for audios, including 14-dim MFCC, 28-dim MFCC-Delta, energy, ZCR and loudness. There are multiple choices to implement \mathbf{G}_m , such as standard sequential models like LSTM, GRU, or a Transformer decoder with sliding window. Here we adopt LSTM for our baseline since it has been widely used in many similar applications such as motion generation [45], and achieve stable state-of-the-art performance when training on small corpus [46]. The role switcher network \mathbf{T} is implemented just by two linear mappings (listener \leftrightarrow speaker) on hidden states. Our models are trained with AdamW optimizer with a learning rate of 2×10^{-3} (decayed exponentially by 0.5 every 30 epochs), $\beta_1 = 0.9$ and $\beta_2 = 0.999$, for 300 epochs. For all experiments, we keep the same hyperparameter for fair and set w_1 to 1×10^{-3} and w_2 to 1.

6.2 Evaluation Metrics

Since we use a detached renderer rather than an end-to-end pipeline, we can divide the assessment into two sides: the performance of listener generator \mathbf{G}_m and the visual effects of renderer \mathbf{G}_v . For the former one (the **Generator Part**), we use L_1 distance between the generated features

and the ground-truth features (FD) to ensure the predicted fine-grained head and expression coefficients similar to the ground-truth. And for the latter one (the **Renderer Part**), we select the Fréchet Inception Distance (FID) [47], Structural SIMilarity (SSIM), Peak Signal-to-Noise Ratio (PSNR) and Cumulative Probability of Blur Detection (CPBD) to evaluate the visual effects of renderer. Besides, the cosine similarity from ArcFace is introduced for identity-preserving measurement. And for talking head generation, we apply the Landmark Distance (LMD) for the fine lip movements matching, and the lip-sync metric by SyncNet [48] for the synchronization of lip motion with the input audio. Since we did not contribute to the renderer part and instead used a pre-trained renderer, *we only assess the model performance with the Generator Part and leave the Renderer Part to provide a basic criterion for evaluation of future realistic face rendering research work.*

In order to properly evaluate the performance of the conversational head generation system, it is necessary to conduct user studies. To ensure fair results, 20 volunteers will be recruited to rate the synthesized results.

6.3 Quantitative Results

Responsive Listening Head Generation In Table 3, we report the results across different listening head generation methods, including 1) “Random”: generate frames from reference image but injecting small perturbations in a normal distribution to mimic random head motion. 2) “Mirror”: copying the speaker’s motion patterns \mathcal{M}^S . 3) “Responsive”: the proposed responsive listening head generation method (Sec. 5.1).

The results show that in both datasets, ViCo and ViCo-X, the “Responsive” listeners significantly outperformed the traditional non-parametric listeners (“Random” and “Mirror”). This significant difference in performance can be attributed to the introduction of speakers’ audio and visual signals. This is also in line with our psychological perception that the listener doesn’t just do some mechanical or meaningless actions, it coordinates with the speaker’s behaviors in real-time and dynamically.

Expressive Talking Head Generation Table 4 shows how the listener’s visual signals affect speaker behaviors. In ViCo and ViCo-X, the audio + listener speaker shows a similar trend of improvements compared to audio-only speakers. With the integration of listener visual signals, the speakers can exhibit more realistic expressions. These findings support that communication and presentation are distinct, and monologues are not leading to communication.

Conversational Head Generation To assess the distinctness of the speaker/listener switches agent and our carefully designed agent, we aggregated the best listeners and speakers in ViCo-X dataset to build a baseline and compare with our method. Results in Tab. 5 reveal that the performance of our conversational agent was superior to the baseline on the majority of benchmarks. A plausible explanation for the decline in performance observed in LMD, AVOffset, and AVConf could be attributed to our conversational agent’s emphasis on fostering a smoother transition in role alternation. This prioritization aims to enhance naturalness and rationality in conversations.

TABLE 3: Results of Responsive Listening Head Generation on ViCo and ViCo-X datasets.

Dataset	Method	Generator			Render				
		ExpFD ↓	AngleFD ↓	TransFD ↓	SSIM ↑	CPBD ↑	PSNR ↑	FID ↓	CSIM ↑
ViCo	Random	16.435	9.401	7.600	0.592	0.104	17.497	47.751	0.060
	Mirror	18.882	10.155	7.624	0.553	0.086	16.224	61.280	0.063
	Responsive	15.149	7.963	6.721	0.584	0.097	17.492	52.947	0.058
ViCo-X	Random	13.739	5.913	6.316	0.654	0.154	18.615	37.277	0.176
	Mirror	17.635	7.744	8.844	0.630	0.172	17.523	48.286	0.184
	Responsive	10.656	4.350	5.129	0.685	0.183	20.032	36.707	0.194

TABLE 4: Results of Expressive Talking Head Generation on ViCo and ViCo-X dataset.

Dataset	Method	Generator						Render				
		ExpFD ↓	AngleFD ↓	TransFD ↓	LMD ↓	AVOffset ↓	AVConf ↑	SSIM ↑	CPBD ↑	PSNR ↑	FID ↓	CSIM ↑
ViCo	Audio Only	17.486	7.642	7.450	13.505	0.376	1.480	0.603	0.080	17.977	45.581	0.086
	Audio + Listener	16.604	8.302	6.641	14.366	0.094	1.948	0.586	0.073	17.426	46.181	0.085
ViCo-X	Audio Only	12.731	5.357	5.271	7.744	0.636	2.524	0.673	0.183	19.362	35.111	0.211
	Audio + Listener	12.690	5.557	5.192	8.100	0.083	2.755	0.668	0.180	19.123	35.850	0.214

TABLE 5: Results of Conversational Head Generation on ViCo-X dataset.

Method	Generator						Render				
	ExpFD ↓	AngleFD ↓	TransFD ↓	LMD ↓	AVOffset ↓	AVConf ↑	SSIM ↑	CPBD ↑	PSNR ↑	FID ↓	CSIM ↑
Listener + Speaker	13.954	6.515	5.537	9.325	0.193	2.764	0.641	0.163	17.938	41.929	0.200
Conversational Agent	13.293	5.669	5.434	9.430	0.362	2.418	0.652	0.164	18.448	41.842	0.196

6.4 Qualitative Results

Further, to gain more intuitive insight into these methods, we also visualized the results of the generations to compare the differences between the different configurations.

Figure 5 shows the results of listening head generation and talking head generation on ViCo and ViCo-X dataset. For each task and dataset, a random sequence was chosen and then down-sampled to six frames to qualitatively visualize the generated results against the ground truth video. The figure reveals that our model is generally able to capture listener and speaker patterns, such as eye, mouth, and head motion, *etc.*; even if they may differ from the ground truth but still convey rationality. Overall, in terms of visual plausibility, our results outperform other methods, showcasing more convincing outcomes characterized by realistic head motions and expressive changes.

We plot the conversational head generation results on ViCo-X dataset in Fig. 6. We employ the same processing strategy as described earlier. Notably, during role alternation, our method exhibits a smoother transition in both motion and expression changes, resulting in a more natural performance overall.

6.5 User Study

Given one interlocutor’s ground-truth video and the other’s synthesized video, twenty volunteers participated in the study and were asked to rate on the total ViCo-X dataset. We adopt the commonly-used five-point scale for each instance: score 1 indicates the synthesized heads cannot speak expressively or listen responsively, while score 5 implies the generated heads are consistent with human subjective perceptions, and even able to communicate with real people.

In this test, our synthesized heads get an average score of 3.35 ± 0.12 , which is superior to the baseline **Listener + Speaker** 3.02 ± 0.35 . This verifies that our model is capable to mimic the interlocutor behaviors in conversation and results in responsive, vivid, and natural conversational heads. In addition, we also explore the upper bounds of the ViCo-X dataset. The score rated on ground-truth videos is 4.4 ± 0.10 , indicating there is ample room to promote.

7 CONCLUSION

In this paper, we address the problem of synthesizing conversational interaction in current digital humans by proposing two datasets ViCo and ViCo-X. On ViCo, we propose the responsive listening head generation task, which involves generating video clips that respond attentively to a speaker by comprehending their facial signals and voices. Additionally, we introduce the expressive speaker generation task to enable “conversational” speakers to perceive the listener’s reactions while speaking. And on ViCo-X, we define the conversational head generation task, which aims to synthesize a conversational agent with the other interlocutor’s behaviors. With agent modeling, digital humans can talk, listen, and collaborate with each other to complete the conversation.

We anticipate that ViCo and ViCo-X would prove valuable in human-computer interaction research and virtual human applications. Given the prevalence of communication across various domains such as doctor–patient interactions, teacher–student dialogues, salesperson–customer exchanges, and more, our proposed conversational head generation task fills a crucial void in face-to-face communication modeling. This advancement holds the potential to drive applications in those scenarios, opening new avenues for development and innovation.



Fig. 5: Qualitative results for listening head (upper) and talking head generation (lower) on ViCo (left) and ViCo-X (right). The “Mirror” row in the listening head generation section is not shown because it merely utilizes the speaker’s motion and expression. The “Expressive” row in the talking head generation section denotes the speaker generated with both audio and listener visual signals.




Fig. 6: Conversational head generation results on ViCo-X. The audio with a red border signifies current speaker is \mathcal{P} , and the green border denotes current speaker is \mathcal{Q} . The last two rows show our synthesized “Conversational Agent”. When synthesizing one interlocutor, the other’s ground-truth visual signals are given.

REFERENCES

- [1] C. R. Berger, "Interpersonal communication: Theoretical perspectives, future prospects," *Journal of communication*, 2005. 1
- [2] J. M. Honeycutt and S. G. Ford, "Mental imagery and intrapersonal communication: A review of research on imagined interactions (iis) and current developments," *Annals of the International Communication Association*, vol. 25, no. 1, pp. 315–345, 2001. 1
- [3] J. Parker and E. Coiera, "Improving clinical communication: a view from psychology," *Journal of the American Medical Informatics Association*, vol. 7, no. 5, pp. 453–461, 2000. 1
- [4] D. W. Stacks and M. B. Salwen, *An integrated approach to communication theory and research*. Routledge, 2014. 1
- [5] M. Tomasello, *Origins of human communication*. MIT press, 2010. 1
- [6] S. Ginosar, A. Bar, G. Kohavi, C. Chan, A. Owens, and J. Malik, "Learning individual styles of conversational gesture," in *Proceedings of the IEEE/CVF Conference on Computer Vision and Pattern Recognition*, 2019, pp. 3497–3506. 1
- [7] K. Prajwal, R. Mukhopadhyay, V. P. Namboodiri, and C. Jawahar, "A lip sync expert is all you need for speech to lip generation in the wild," in *Proceedings of the 28th ACM International Conference on Multimedia*, 2020, pp. 484–492. 1, 2
- [8] J. S. Chung, A. Jamaludin, and A. Zisserman, "You said that?" *arXiv preprint arXiv:1705.02966*, 2017. 1, 2, 6
- [9] K. Wang, Q. Wu, L. Song, Z. Yang, W. Wu, C. Qian, R. He, Y. Qiao, and C. C. Loy, "Mead: A large-scale audio-visual dataset for emotional talking-face generation," in *European Conference on Computer Vision*. Springer, 2020, pp. 700–717. 1, 5, 6
- [10] H. Zhu, M.-D. Luo, R. Wang, A.-H. Zheng, and R. He, "Deep audio-visual learning: A survey," *International Journal of Automation and Computing*, pp. 1–26, 2021. 1, 6
- [11] D. McNaughton, D. Hamlin, J. McCarthy, D. Head-Reeves, and M. Schreiner, "Learning to listen: Teaching an active listening strategy to preservice education professionals," *Topics in Early Childhood Special Education*, vol. 27, no. 4, pp. 223–231, 2008. 1
- [12] K. Robertson, "Active listening: more than just paying attention," *Australian family physician*, vol. 34, no. 12, 2005. 1
- [13] M. Rost and J. Wilson, *Active listening*. Routledge, 2013. 1
- [14] J. S. Chung, A. Nagrani, and A. Zisserman, "Voxceleb2: Deep speaker recognition," *arXiv preprint arXiv:1806.05622*, 2018. 1, 5
- [15] M. Gillies, X. Pan, M. Slater, and J. Shawe-Taylor, "Responsive listening behavior," *Computer animation and virtual worlds*, vol. 19, no. 5, pp. 579–589, 2008. 2, 3, 6
- [16] G. McKeown, M. Valstar, R. Cowie, M. Pantic, and M. Schroder, "The semaine database: Annotated multimodal records of emotionally colored conversations between a person and a limited agent," *IEEE transactions on affective computing*, vol. 3, no. 1, pp. 5–17, 2011. 2, 3
- [17] D. Heylen, E. Bevacqua, C. Pelachaud, I. Poggi, J. Gratch, and M. Schröder, "Generating listening behaviour," in *Emotion-oriented systems*. Springer, 2011, pp. 321–347. 2, 3
- [18] H. Buschmeier, Z. Malisz, J. Skubisz, M. Wlodarczak, I. Wachsmuth, S. Kopp, and P. Wagner, "Alico: A multimodal corpus for the study of active listening," in *LREC 2014, Ninth International Conference on Language Resources and Evaluation*, 26–31 May, Reykjavik, Iceland, 2014, pp. 3638–3643. 2, 3
- [19] C. Zhang, Y. Zhao, Y. Huang, M. Zeng, S. Ni, M. Budagavi, and X. Guo, "Facial: Synthesizing dynamic talking face with implicit attribute learning," in *Proceedings of the IEEE/CVF International Conference on Computer Vision*, 2021, pp. 3867–3876. 2, 4, 6
- [20] L. Yu, H. Xie, and Y. Zhang, "Multimodal learning for temporally coherent talking face generation with articulator synergy," *IEEE Transactions on Multimedia*, vol. 24, pp. 2950–2962, 2021. 2
- [21] S. E. Eskimez, Y. Zhang, and Z. Duan, "Speech driven talking face generation from a single image and an emotion condition," *IEEE Transactions on Multimedia*, vol. 24, pp. 3480–3490, 2021. 2
- [22] M. C. Doukas, E. Ververas, V. Sharmanska, and S. Zafeiriou, "Freeheadgan: Neural talking head synthesis with explicit gaze control," *IEEE Transactions on Pattern Analysis and Machine Intelligence*, 2023. 2
- [23] A. Bansal, S. Ma, D. Ramanan, and Y. Sheikh, "Recycle-gan: Unsupervised video retargeting," in *Proceedings of the European conference on computer vision (ECCV)*, 2018, pp. 119–135. 2
- [24] S. Petridis, B. Martinez, and M. Pantic, "The mahnob laughter database," *Image and Vision Computing*, vol. 31, no. 2, pp. 186–202, 2013. 2
- [25] H. Joo, T. Simon, M. Cikara, and Y. Sheikh, "Towards social artificial intelligence: Nonverbal social signal prediction in a triadic interaction," in *Proceedings of the IEEE/CVF Conference on Computer Vision and Pattern Recognition*, 2019, pp. 10873–10883. 2
- [26] C. Oertel, P. Jonell, D. Kontogiorgos, K. F. Mora, J.-M. Odobez, and J. Gustafson, "Towards an engagement-aware attentive artificial listener for multi-party interactions," *Frontiers in Robotics and AI*, p. 189, 2021. 2
- [27] G. J. Stephens, L. J. Silbert, and U. Hasson, "Speaker-listener neural coupling underlies successful communication," *Proceedings of the National Academy of Sciences*, vol. 107, no. 32, pp. 14425–14430, 2010. 3
- [28] D. Heylen, E. Bevacqua, M. Tellier, and C. Pelachaud, "Searching for prototypical facial feedback signals," in *International Workshop on Intelligent Virtual Agents*. Springer, 2007, pp. 147–153. 3
- [29] V. Blanz and T. Vetter, "A morphable model for the synthesis of 3d faces," in *Proceedings of the 26th annual conference on Computer graphics and interactive techniques*, 1999, pp. 187–194. 3
- [30] A. Tewari, M. Zollhoefer, F. Bernard, P. Garrido, H. Kim, P. Perez, and C. Theobalt, "High-fidelity monocular face reconstruction based on an unsupervised model-based face autoencoder," *IEEE transactions on pattern analysis and machine intelligence*, vol. 42, no. 2, pp. 357–370, 2018. 3
- [31] L. Tran and X. Liu, "On learning 3d face morphable model from in-the-wild images," *IEEE transactions on pattern analysis and machine intelligence*, vol. 43, no. 1, pp. 157–171, 2019. 3
- [32] J. Booth, A. Roussos, E. Ververas, E. Antonakos, S. Ploumpis, Y. Panagakis, and S. Zafeiriou, "3d reconstruction of "in-the-wild" faces in images and videos," *IEEE transactions on pattern analysis and machine intelligence*, vol. 40, no. 11, pp. 2638–2652, 2018. 3
- [33] Y. Deng, J. Yang, S. Xu, D. Chen, Y. Jia, and X. Tong, "Accurate 3d face reconstruction with weakly-supervised learning: From single image to image set," in *IEEE Computer Vision and Pattern Recognition Workshops*, 2019. 3
- [34] H. Kim, P. Garrido, A. Tewari, W. Xu, J. Thies, M. Niessner, P. Pérez, C. Richardt, M. Zollhöfer, and C. Theobalt, "Deep video portraits," *ACM Transactions on Graphics (TOG)*, vol. 37, no. 4, pp. 1–14, 2018. 4
- [35] Y. Ren, G. Li, Y. Chen, T. H. Li, and S. Liu, "Pirenderer: Controllable portrait image generation via semantic neural rendering," in *Proceedings of the IEEE/CVF International Conference on Computer Vision*, 2021, pp. 13759–13768. 4
- [36] W. Bao, W.-S. Lai, X. Zhang, Z. Gao, and M.-H. Yang, "Memc-net: Motion estimation and motion compensation driven neural network for video interpolation and enhancement," *IEEE transactions on pattern analysis and machine intelligence*, vol. 43, no. 3, pp. 933–948, 2019. 4
- [37] H. Chen, Y. Jin, K. Xu, Y. Chen, and C. Zhu, "Multiframe-to-multiframe network for video denoising," *IEEE Transactions on Multimedia*, vol. 24, pp. 2164–2178, 2021. 4
- [38] C. Dong, C. C. Loy, K. He, and X. Tang, "Image super-resolution using deep convolutional networks," *IEEE transactions on pattern analysis and machine intelligence*, vol. 38, no. 2, pp. 295–307, 2015. 4
- [39] P. Yi, Z. Wang, K. Jiang, J. Jiang, T. Lu, and J. Ma, "A progressive fusion generative adversarial network for realistic and consistent video super-resolution," *IEEE Transactions on Pattern Analysis and Machine Intelligence*, vol. 44, no. 5, pp. 2264–2280, 2020. 4
- [40] R. Szeto, X. Sun, K. Lu, and J. J. Corso, "A temporally-aware interpolation network for video frame inpainting," *IEEE transactions on pattern analysis and machine intelligence*, vol. 42, no. 5, pp. 1053–1068, 2019. 4
- [41] M. Chen, R. Liu, L. Shen, S. Yuan, J. Zhou, Y. Wu, X. He, and B. Zhou, "The jddc corpus: A large-scale multi-turn chinese dialogue dataset for e-commerce customer service," *arXiv preprint arXiv:1911.09969*, 2019. 5
- [42] H. Bunt, J. Alexandersson, J.-W. Choe, A. C. Fang, K. Hasida, V. Petukhova, A. Popescu-Belis, and D. Traum, "Iso 24617-2: A semantically-based standard for dialogue annotation," UNIVERSITY OF SOUTHERN CALIFORNIA LOS ANGELES, Tech. Rep., 2012. 5
- [43] A. Kendon, "Movement coordination in social interaction: Some examples described," *Acta psychologica*, vol. 32, pp. 101–125, 1970. 6
- [44] R. Maatman, J. Gratch, and S. Marsella, "Natural behavior of a listening agent," in *International workshop on intelligent virtual agents*. Springer, 2005, pp. 25–36. 6

- [45] A. Richard, M. Zollhöfer, Y. Wen, F. De la Torre, and Y. Sheikh, "Meshtalk: 3d face animation from speech using cross-modality disentanglement," in *Proceedings of the IEEE/CVF International Conference on Computer Vision*, 2021, pp. 1173–1182. 7
- [46] G. Melis, T. Kočiský, and P. Blunsom, "Mogrifier lstm," *arXiv preprint arXiv:1909.01792*, 2019. 7
- [47] M. Heusel, H. Ramsauer, T. Unterthiner, B. Nessler, and S. Hochreiter, "Gans trained by a two time-scale update rule converge to a local nash equilibrium," *Advances in neural information processing systems*, vol. 30, 2017. 7
- [48] J. S. Chung and A. Zisserman, "Out of time: automated lip sync in the wild," in *Asian conference on computer vision*. Springer, 2016, pp. 251–263. 7