

Improving CNN-based Person Re-identification using score Normalization

Ammar Chouchane*, Abdelmalik Ouamane*, Yassine Himeur**, Wathiq Mansoor**, Shadi Atalla**, Afaf Benzaibak*

and Chahrazed Boudellal*

* Laboratory of LI3C, University of Biskra, Biskra, Algeria

**College of Engineering and Information Technology, University of Dubai, Dubai, UAE

Abstract—Person re-identification (PRe-ID) is a crucial task in security, surveillance, and retail analysis, which involves identifying an individual across multiple cameras and views. However, it is a challenging task due to changes in illumination, background, and viewpoint. Efficient feature extraction and metric learning algorithms are essential for a successful PRe-ID system. This paper proposes a novel approach for PRe-ID, which combines a Convolutional Neural Network (CNN) based feature extraction method with Cross-view Quadratic Discriminant Analysis (XQDA) for metric learning. Additionally, a matching algorithm that employs Mahalanobis distance and a score normalization process to address inconsistencies between camera scores is implemented. The proposed approach is tested on four challenging datasets, including VIPeR, GRID, CUHK01, and PRID450S, and promising results are obtained. For example, without normalization, the rank-20 rate accuracies of the GRID, CUHK01, VIPeR and PRID450S datasets were 61.92%, 83.90%, 92.03%, 96.22%; however, after score normalization, they have increased to 64.64%, 89.30%, 92.78%, and 98.76%, respectively. Accordingly, the promising results on four challenging datasets indicate the effectiveness of the proposed approach.

Index Terms—PRe-ID, Score Normalization, XQDA, CNN, feature extraction.

I. INTRODUCTION

Person re-identification, or PRe-ID, involves recognizing an individual across different images or videos captured in a surveillance system [1]. This is critical in various real-time applications such as person retrieval, video monitoring, public safety, long-term human behavior analysis, and cross-camera tracking [2], [3]. PRe-ID typically utilizes appearance descriptor features to represent the person being identified. Efforts to enhance the representation of these features and the learning algorithms have been a focus in recent research, due to the challenges posed by factors such as lighting variations, changing poses, backgrounds, and clothing. Machine learning and deep learning, particularly deep Convolutional Neural Network (CNN) approaches, have been successfully applied to PRe-ID and achieved remarkable outcomes.

The use of CNN models has become popular in recent deep learning architectures, either through the development of new models or through the use of pretrained models known as transfer learning [4], [5]. The process of person re-identification, which involves matching individuals detected by different cameras, usually consists of two main steps, as shown in Figure 2. These steps are: (1) Feature extraction (FE), which involves obtaining

more reliable, robust, and concise features than raw pixel data, and (2) learning the system with ample data to allow it to perform re-identification automatically during online testing.

The Gaussian of Gaussian (GOG) and Local Maximal Occurrence (LOMO) descriptors are the two most commonly used FE methods in the field of person re-identification [6], [7]. The GOG descriptor, proposed by Matsukawa et al. [8], involves dividing the pedestrian image into k rectangular blocks and representing each block by 4 Gaussian distributions in different color spaces (RGB, Lab, HSV, and nRnG). On the other hand, the LOMO descriptor, introduced by Liao et al. [9], extracts two types of features (scale-invariant local ternary pattern and HSV color histograms) from the pedestrian image by dividing it into horizontal patches and calculating the occurrence of local geometric features. The aim of metric learning is to learn a metric that can effectively compare two pedestrian images. Popular examples of metric learning approaches include KISSME [9] and Cross-view Quadratic Discriminate Analysis (XQDA) [10].

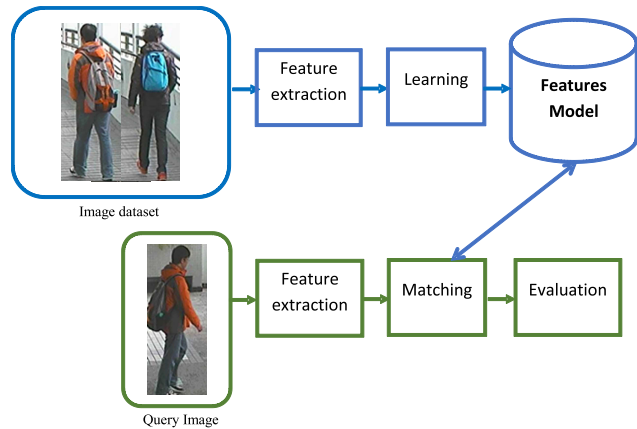


Fig. 1: Person re-identification system outline.

The PRe-ID system uses three main approaches to tackle the problem, as shown in Fig. 2. These approaches include Feature Descriptor Learning, Metric Learning, and Deep Learning. The Feature Descriptor Learning methods aim to learn distinctive and representative features from pedestrian images that distinguish the appearances of individuals in the datasets [11]. Many effective techniques have been proposed in this category, such as Gaussian of Gaussian (GOG) [6] and LOMO (Local Maximal

Occurrence) descriptors [7] as well as various other techniques discussed in [12], [13], [14], [15], and [16]. Metric learning is a technique utilized to enhance the precision of machine learning models. It trains a model to compute the similarity between images of pedestrians captured from different cameras to achieve greater matching accuracy [10], [17]–[20]. On the other hand, deep learning is a sophisticated task that has gained popularity for enhancing PR systems and achieving high performance [21]–[24]. This type of machine learning algorithm employs multiple layers to analyze large datasets of images or video frames and make data-based decisions, leading to more accurate predictions compared to traditional methods. The deep learning approaches can further be classified into four categories such as CNN, RNN, and GAN-based methods. Figure 2 summarizes a taxonomy of Pre-ID of approaches.

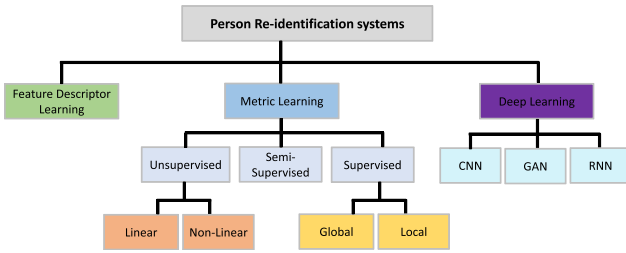


Fig. 2: Strategies Classification Pre-ID of approaches.

Overall, the main contributions of this work can be summarized as follows:

- Utilizing CNN features as a transfer learning process for effective feature representation.
- Enhancing the discriminative power in person re-identification by implementing Cross-view Quadratic Discriminant Analysis (XQDA), a robust metric learning method that employs the Mahalanobis distance for matching.
- Applying a score normalization technique which greatly improved results on four benchmark datasets: VIPeR [10], GRID [25], CUHK01 [26], and PRID450s [27].
- Evaluating and comparing the proposed approach against the state-of-the-art methods.

The paper is organized as follows: Section 2 outlines the methodology and details of the proposed approach, including the CNN feature model, the XQDA metric learning technique, and the score normalization process. Experimental results are reported in Section 3. Finally, the conclusions and future work are discussed in Section 4.

II. METHODOLOGY AND DESCRIPTION OF THE PROPOSED APPROACH

A. FE based on a pretrained model of CNN

Person Re-identification (Pre-ID) entails the process of recognizing an individual by correlating the identity of a probe image to a set of images. This task is fundamentally confronted by two main challenges: Feature Extraction (FE) and metric learning. In an effort to address these obstacles, this study leverages a pretrained Convolutional Neural Network (CNN) model derived from the ImageNet

dataset in conjunction with the Cross Quadratic Discriminant Analysis (XQDA) metric learning method, which exhibited efficacy in our experimental trials. Specifically, the study obtained 4,096-dimensional feature vectors by extracting the features from the fully connected layer 7 (FC7) of the learned CNN, as delineated in Figure 3. The XQDA metric learning method was deployed to bolster the discriminative capability of the target dataset for the task of person re-identification. The research utilized the AlexNet architecture, comprising eight layers in total; the initial five are convolutional, while the last three are fully connected. In particular, the fully connected seventh layer serves as the feature vector, representing the unique biometric signature of each individual within the dataset.

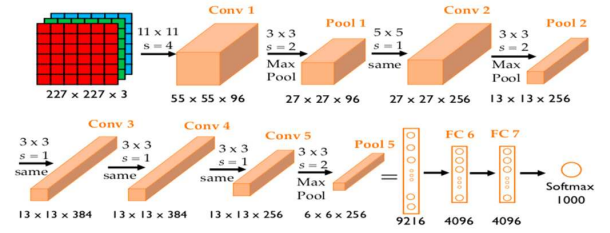


Fig. 3: AlexNet architecture model based CNN.

B. Features projection and metric learning using XQDA algorithm

The XQDA metric learning algorithm is a modification of the KISS metric algorithm [28]. XQDA learns a discriminative feature subspace in a low-dimensional space through the use of Fisher criterion [17]. It is preferred to have a lower dimensional space (\mathbb{R}^r , where $r < d$) as the initial dimension of the feature vector d is quite large, leading to better classification results. The intra-person set difference (X_s) of n similar pairs is represented as a matrix $\mathbb{R}^{d \times n}$, while the extra-person difference set (X_D) of n dissimilar pairs is represented as a matrix $\mathbb{R}^{d \times n}$, where d is the dimension of the feature vectors. Each column in X_s indicates the difference between a similar pair, and each column in X_D represents the difference between a dissimilar pair. The covariance matrices are calculated using the following equations:

$$\Sigma_s = \frac{1}{n} X_s X_s^T \quad (1)$$

$$\Sigma_D = \frac{1}{n} X_D X_D^T \quad (2)$$

XQDA calculates the distance between the training samples (μ and ν) from two camera views as follows:

$$d(\mu, \nu) = (\mu - \nu)^T W (\Sigma_{s'}^{-1} - \Sigma_{D'}^{-1}) W^T (\mu - \nu) \quad (3)$$

The new subspace projection matrix (W) to be learned by XQDA is represented in this equation. The covariance matrices, $\Sigma_{s'}$ and $\Sigma_{D'}$, are obtained by transforming Σ_s and Σ_D respectively through W^T . These variances of the subspace are used to differentiate between intra-person

and extra-person differences. As a result, the projection direction W is estimated through the following equation.

$$J(W) = \frac{W^T \Sigma_s W}{W^T \Sigma_D W} \quad (4)$$

The equation can be converted into a generalized eigenvalue decomposition problem. The r eigenvectors corresponding to the largest eigenvalues of $\Sigma^{-1} D \Sigma_s$ form the projection matrix $W = [w_1, w_2, \dots, w_r]$. The output metric matrix is represented as $M = \Sigma^{-1} s' - \Sigma_D^{-1}$, which can be used to calculate the distance between two given feature vectors.

C. Matching based Mahalanobis distance

The Mahalanobis distance is a popular and effective metric for comparing the similarity between two data points. It is often utilized to improve the classification process [27]. Given m data points $x_i \in \mathbb{R}^m$, the objective is to find a matrix M such that the distance metric is expressed as follows.

$$d_M = (x_i, x_j)^T M (x_i, x_j) \quad (5)$$

Where x_i and x_j are two vectors (samples), and M is a positive semidefinite matrix.

D. Score normalization

The Mahalanobis distance is calculated using global samples from different cameras with varying image resolutions, resulting in heterogeneous scores. To make these scores comparable, score normalization is performed. A min-max normalization function was applied in this work, which addresses bias and variation that could affect the comparison scores [29]. This normalization step improved the results and is defined as follows.

$$N = \frac{x - x_{\min}}{x_{\max} - x_{\min}} \quad (6)$$

where x_{\min} is the minimum score vector and where x_{\max} is the maximum score vector.

III. IMPLEMENTATIONS AND RESULTS

A. Datasets and protocols

The proposed approach utilizing CNN features has been tested on four demanding datasets: PRID450s, VIPeR, GRID and CUHK01. The traits of these datasets are detailed in Table I. Examples from the utilized datasets are depicted in Figure 4.

TABLE I: Datasets and its characteristics.

Dataset	Release Time	Identities	Images	Cameras	Size
PRID450s	2011	450	900	2	128×48
VIPeR	2014	632	1264	2	128×48
GRID	2009	1025	1275	8	Vary
CUHK01	2012	971	3884	2	160×60




Fig. 4: Sample images from the datasets considered in this study: (A) PRID450s, (B) VIPeR, (C) GRID, (D) CUHK01.

B. Evaluation metrics

To assess the effectiveness of our proposed approach in Pre-ID systems, we employed a 10-fold cross-validation methodology. This involved randomly dividing the image set into ten subsets, with nine sets used for training and one set for testing in each fold. To evaluate the performance, we used the Cumulative Matching Characteristic (CMC) metric, which is a popular method for re-identification performance evaluation. The CMC curve displays the rank matching rates, where a rank " r " matching rate refers to the percentage of probe images that have correct matches within the top " r " ranks among the gallery images. To conduct our experiments, we split the datasets randomly into training and test sets, with an equal number of individuals in each set. It is worth noting that for the GRID dataset, the gallery collection now includes an additional 775 pictures. The number of probe images in all datasets is equivalent to the number of gallery images.

To evaluate the effectiveness of the proposed strategy, we employed a 10-fold cross-validation methodology and conducted ten repetitions, with the CMC curve averages being reported. The CMC score represents the success rate of accurately identifying the matched image at each rank. Specifically, we focused on the accuracy at rank-1 since it indicates the probability of the correct image being displayed as the top result. In addition, we also considered the accuracy at ranks 5, 10, and 20 during the evaluation process.

C. Discussions

To address the challenges of person re-identification, we investigated the effectiveness of the XQDA metric learning technique, along with the Mahalanobis distance metric, and hence helps in enhancing the classification outcomes. We also employed score normalization to eliminate any potential biases or discrepancies in the scores, which could lead to unfair comparisons.

Our results showed that the proposed method was effective in achieving improved performance on the PRID450s, VIPeR, GRID, and CUHK01 datasets, as demonstrated by

the CMC curves. In particular, the CMC curves with score normalization were significantly higher than those without it, which highlights the importance of this step in achieving fair comparisons.

These findings suggest that the proposed XQDA metric learning approach, along with the Mahalanobis distance metric and score normalization, can significantly improve the accuracy of person re-identification. The application of this technique may have significant implications for the development of robust and effective surveillance systems in the future. However, it is important to note that further studies are needed to assess the generalizability of these findings to other datasets and scenarios.

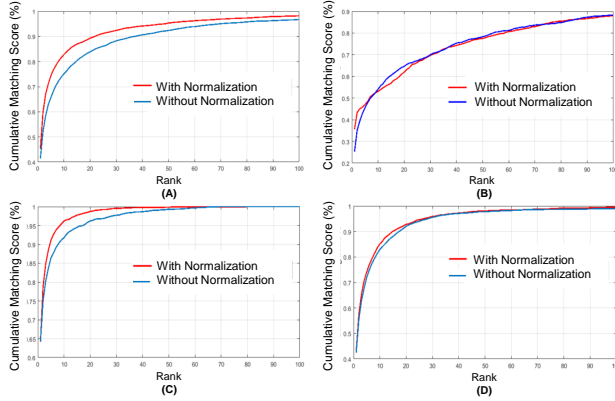


Fig. 5: CMC curves of all datasets, Samples images from the used datasets, (A) CUHK01, (B) GRID, (C), VIPeR (D) PRID450s

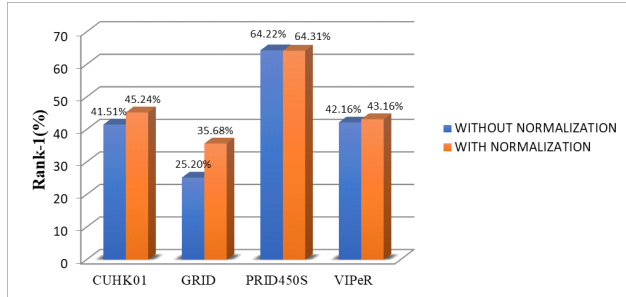


Fig. 6: Performance of the proposed scheme on different datasets (with and without normalization).

Furthermore, to provide a comprehensive overview of the re-identification accuracy for each dataset, we included a table (Table II) that reports the performance metrics at various ranks, including rank-1, rank-5, rank-10, and rank-20.

To better understand the impact of score normalization on the re-identification accuracy, Figure 5 specifically highlights the rank-1 performance in terms of the CMC curves of each dataset without score normalization. Additionally, Figure 6 portrays the accuracy performance of the proposed scheme on the four datasets. The results of our experiments suggest that the proposed XQDA metric learning approach, in combination with the Mahalanobis distance metric and score normalization, can effectively improve the performance of person re-identification on the four challenging datasets.

As indicated in Table II, the score normalization improved the rank-1 rate on all datasets. Without normalization, the rank-1 rates were 42.16%, 25.20%, 41.51% and 64.22% for VIPeR, GRID, CUHK01, and PRID450s respectively. With score normalization, the rates improved to 43.16%, 35.68%, 45.24% and 64.32% respectively. The GRID dataset showed a particularly significant improvement of 10.48% in rank-1 after score normalization. We attribute the improvement in the re-identification system to the use of score normalization on our datasets.

TABLE II: Accuracy on the different datasets with and without score normalization.

Without/with Normalization	Ranks				
	Rank-1	Rank-5	Rank-10	Rank-15	Rank-20
CUHK01					
Without	41.51%	65.61%	75.11%	80.39%	83.90%
With	45.24%	74.35%	82.78%	86.95%	89.30%
GRID					
Without	25.20%	45.52%	54.08%	60.84%	61.92%
With	35.68%	46.96%	53.04%	56.88%	64.64%
PRID450S					
Without	64.22%	86.44%	91.78%	94.53%	96.22%
With	64.32%	91.11%	96.18%	97.78%	98.76%
VIPeR					
Without	42.16%	71.99%	83.01%	88.04%	92.03%
With	43.16%	74.11%	85.13%	90.13%	92.78%

IV. CONCLUSION

This research work addresses the challenging task of PRe-ID in security, surveillance, and retail analysis, which involves identifying an individual across multiple cameras and views. The proposed approach combines a CNN-based FE method with Cross-view XQDA for metric learning. In addition, a matching algorithm that employs Mahalanobis distance and a score normalization process to address inconsistencies between camera scores are also implemented. The evaluation results on four challenging datasets, including VIPeR, GRID, CUHK01, and PRID450S, demonstrate the effectiveness of the proposed approach. The implementation of score normalization shows significant improvement in the different rank rate accuracies of the datasets. Overall, the proposed approach provides a promising solution to the PRe-ID task, which can have important implications for various real-world applications in security, surveillance, and retail analysis.

REFERENCES

- [1] Y. Himeur, S. Al-Maadeed, H. Kheddar, N. Al-Maadeed, K. Abualsaud, A. Mohamed, and T. Khattab, "Video surveillance using deep transfer learning and deep domain adaptation: Towards better generalization," *Engineering Applications of Artificial Intelligence*, vol. 119, p. 105698, 2023.
- [2] H. Liu, Z. Xiao, B. Fan, H. Zeng, Y. Zhang, and G. Jiang, "Prgcn: Probability prediction with graph convolutional network for person re-identification," *Neurocomputing*, vol. 423, pp. 57–70, 2021.
- [3] Y. Himeur, S. Al-Maadeed, N. Al-Maadeed, K. Abualsaud, A. Mohamed, T. Khattab, and O. Elharrouss, "Deep visual social distancing monitoring to combat covid-19: A comprehensive survey," *Sustainable cities and society*, p. 104064, 2022.
- [4] O. Elharrouss, S. Al-Maadeed, N. Subramanian, N. Ottakath, N. Al-Maadeed, and Y. Himeur, "Panoptic segmentation: A review," *arXiv preprint arXiv:2111.10250*, 2021.

- [5] Y. Himeur, S. Al-Maadeed, I. Varlamis, N. Al-Maadeed, K. Abualsaud, and A. Mohamed, "Face mask detection in smart cities using deep and transfer learning: lessons learned from the covid-19 pandemic," *Systems*, vol. 11, no. 2, p. 107, 2023.
- [6] R. Prates and W. R. Schwartz, "Kernel cross-view collaborative representation based classification for person re-identification," *Journal of Visual Communication and Image Representation*, vol. 58, pp. 304–315, 2019.
- [7] M. Gou, Z. Wu, A. Rates-Borras, O. Camps, R. J. Radke *et al.*, "A systematic evaluation and benchmark for person re-identification: Features, metrics, and datasets," *IEEE transactions on pattern analysis and machine intelligence*, vol. 41, no. 3, pp. 523–536, 2018.
- [8] T. Matsukawa, T. Okabe, E. Suzuki, and Y. Sato, "Hierarchical gaussian descriptor for person re-identification," in *Proceedings of the IEEE conference on computer vision and pattern recognition*, 2016, pp. 1363–1372.
- [9] S. Liao, Y. Hu, X. Zhu, and S. Z. Li, "Person re-identification by local maximal occurrence representation and metric learning," in *Proceedings of the IEEE conference on computer vision and pattern recognition*, 2015, pp. 2197–2206.
- [10] D. Gray and H. Tao, "Viewpoint invariant pedestrian recognition with an ensemble of localized features," in *Computer Vision—ECCV 2008: 10th European Conference on Computer Vision, Marseille, France, October 12–18, 2008, Proceedings, Part I 10*. Springer, 2008, pp. 262–275.
- [11] Y. Himeur and K. A. Sadi, "Robust video copy detection based on ring decomposition based binarized statistical image features and invariant color descriptor (rbsif-icd)," *Multimedia Tools and Applications*, vol. 77, pp. 17 309–17 331, 2018.
- [12] B. J. Prosser, S. Gong, and T. Xiang, "Multi-camera matching using bi-directional cumulative brightness transfer functions," in *BMVC*, vol. 8. Citeseer, 2008, pp. 164–1.
- [13] C. Su, S. Zhang, F. Yang, G. Zhang, Q. Tian, W. Gao, and L. S. Davis, "Attributes driven tracklet-to-tracklet person re-identification using latent prototypes space mapping," *Pattern Recognition*, vol. 66, pp. 4–15, 2017.
- [14] C. Su, F. Yang, S. Zhang, Q. Tian, L. S. Davis, and W. Gao, "Multi-task learning with low rank attribute embedding for multi-camera person re-identification," *IEEE transactions on pattern analysis and machine intelligence*, vol. 40, no. 5, pp. 1167–1181, 2017.
- [15] L. Wei, S. Zhang, W. Gao, and Q. Tian, "Person transfer gan to bridge domain gap for person re-identification," in *Proceedings of the IEEE conference on computer vision and pattern recognition*, 2018, pp. 79–88.
- [16] G. Chen, T. Gu, J. Lu, J.-A. Bao, and J. Zhou, "Person re-identification via attention pyramid," *IEEE Transactions on Image Processing*, vol. 30, pp. 7663–7676, 2021.
- [17] Z. Yang, Y. Wu, J. Cheng, S. Peng, L. Wang, and D. Tao, "Incremental xqda metric learning for person reidentification," in *2018 IEEE International Conference on Information and Automation (ICIA)*. IEEE, 2018, pp. 433–438.
- [18] O. Javed, K. Shafique, Z. Rasheed, and M. Shah, "Modeling inter-camera space-time and appearance relationships for tracking across non-overlapping views," *Computer Vision and Image Understanding*, vol. 109, no. 2, pp. 146–162, 2008.
- [19] L. Zhang, T. Xiang, and S. Gong, "Learning a discriminative null space for person re-identification," in *Proceedings of the IEEE conference on computer vision and pattern recognition*, 2016, pp. 1239–1248.
- [20] Y. Gavini, A. Agarwal, and B. Mehtre, "Thermal to visual person re-identification using collaborative metric learning based on maximum margin matrix factorization," *Pattern Recognition*, vol. 134, p. 109069, 2023.
- [21] X. Chang, T. M. Hospedales, and T. Xiang, "Multi-level factorisation net for person re-identification," in *Proceedings of the IEEE conference on computer vision and pattern recognition*, 2018, pp. 2109–2118.
- [22] J. Song, Y. Yang, Y.-Z. Song, T. Xiang, and T. M. Hospedales, "Generalizable person re-identification by domain-invariant mapping network," in *Proceedings of the IEEE/CVF conference on Computer Vision and Pattern Recognition*, 2019, pp. 719–728.
- [23] Y. Liu, W. Zhou, J. Liu, G.-J. Qi, Q. Tian, and H. Li, "An end-to-end foreground-aware network for person re-identification," *IEEE Transactions on Image Processing*, vol. 30, pp. 2060–2071, 2021.
- [24] Z. Ming, M. Zhu, X. Wang, J. Zhu, J. Cheng, C. Gao, Y. Yang, and X. Wei, "Deep learning-based person re-identification methods: A survey and outlook of recent works," *Image and Vision Computing*, vol. 119, p. 104394, 2022.
- [25] C. C. Loy, T. Xiang, and S. Gong, "Time-delayed correlation analysis for multi-camera activity understanding," *International Journal of Computer Vision*, vol. 90, pp. 106–129, 2010.
- [26] W. Li, R. Zhao, and X. Wang, "Human reidentification with transferred metric learning," in *Computer Vision—ACCV 2012: 11th Asian Conference on Computer Vision, Daejeon, Korea, November 5–9, 2012, Revised Selected Papers, Part I 11*. Springer, 2013, pp. 31–44.
- [27] P. M. Roth, M. Hirzer, M. Köstinger, C. Beleznai, and H. Bischof, "Mahalanobis distance learning for person re-identification," *Person re-identification*, pp. 247–267, 2014.
- [28] M. Koestinger, M. Hirzer, P. Wohlhart, P. M. Roth, and H. Bischof, "Large scale metric learning from equivalence constraints," in *2012 IEEE conference on computer vision and pattern recognition*. IEEE, 2012, pp. 2288–2295.
- [29] A. Nautsch, J. Patino, A. Treiber, T. Stafylakis, P. Mizera, M. Todisco, T. Schneider, and N. Evans, "Privacy-preserving speaker recognition with cohort score normalisation," *arXiv preprint arXiv:1907.03454*, 2019.