
Recursive Algorithmic Reasoning

Dulhan Jayalath^{*1} Jonas Jürß^{*1} Petar Veličković¹²

Abstract

Learning models that execute algorithms can enable us to address a key problem in deep learning: generalizing to out-of-distribution data. However, neural networks are currently unable to execute recursive algorithms because they do not have arbitrarily large memory to store and recall state. To address this, we (1) propose a way to augment graph neural networks (GNNs) with a stack, and (2) develop an approach for capturing intermediate algorithm trajectories that improves algorithmic alignment with recursive algorithms over previous methods. The stack allows the network to learn to store and recall a portion of the state of the network at a particular time, analogous to the action of a call stack in a recursive algorithm. This augmentation permits the network to reason recursively. We empirically demonstrate that our proposals significantly improve generalization to larger input graphs over prior work on depth-first search (DFS).

1. Introduction

If neural networks could learn to reason in an algorithmic structure, they may gain some of the substantial generalization properties seen in algorithms (Xu et al., 2020; Veličković & Blundell, 2021). For example, sorting algorithms are correct regardless of the size of the input array. On the other hand, we cannot expect neural networks to generalize to significantly larger inputs than those seen during training. Furthermore, as first demonstrated by Li et al. (2020), neural networks that mimic algorithms can outperform hand-coded solutions in terms of efficiency. Recently, Numeroso et al. (2023) also showed that the algorithmic reasoning paradigm can enable neural networks to execute algorithms even with missing input features.

Since many classical algorithms are naturally amenable to graph representations (Veličković & Blundell, 2021; Veličković et al., 2022), recent approaches train GNNs with

a recurrent state to execute algorithms (Xu et al., 2020; Veličković et al., 2022). Even with this state, these GNNs cannot execute recursive algorithms like DFS with arbitrarily large problem instances as they need memory at least large enough to store as many states as the maximum recursion depth of the problem.

To address this fundamental issue, we propose a framework for augmenting GNNs with a stack. Inspired by call stacks in computer programs, this augmentation enables the network to learn how to save and recall state as required by recursive algorithms. As DFS is the prototypical recursive algorithm, we also conduct an analysis which allows us to identify several key modifications to how intermediate algorithm trajectories are captured in the CLRS-30 algorithmic reasoning benchmark (Veličković et al., 2022). These improvements allow the network to more closely structurally resemble a recursive algorithm.

We test our framework by implementing two methods of augmenting GNNs with a stack. We evaluate these approaches on the benchmark, empirically observing that our stack-based methods outperform standard GNNs (including the work in CLRS-30) on out-of-distribution generalization. Moreover, through a set of ablation experiments, we find support for our arguments regarding the limitations of existing recursive algorithms in CLRS-30 and the benefits of our modifications.

Our insights are practical beyond DFS. The execution path of a recursive function’s call graph is precisely a depth-first search. Therefore, DFS can in principle be used to express all other recursive algorithms given that the execution path is known upfront. Consequently, we believe that our analysis will be beneficial for algorithmic reasoning across many recursive problems.

Our main contributions are:

1. A novel neural network architecture that uses a stack to learn to save and recall state exactly; this architecture significantly outperforms previous work (Veličković et al., 2022) on out-of-distribution generalization when learning DFS.

^{*}Equal contribution ¹Department of Computer Science and Technology, University of Cambridge, Cambridge, UK ²Google DeepMind, London, UK. Correspondence to: Dulhan Jayalath <dhj26@cl.cam.ac.uk>, Jonas Jürß <jj570@cl.cam.ac.uk>.

The code used for our experiments is available at <https://github.com/DJayalath/gnn-call-stack>. This repository contains commands to reproduce all experiments.

2. An analysis of how intermediate algorithm trajectories are captured in recursive algorithms and subsequent improvements to allow GNNs to align more closely with these algorithms.

2. Background

2.1. Neural Algorithmic Reasoning

Algorithms can have strong guarantees about correctness and generalization. For example, it is possible to guarantee that a particular algorithm is correct for an input of any size. On the other hand, generalization remains a key problem in deep learning. We cannot guarantee that a neural network will be correct for problem instances of all sizes. Motivated by this dichotomy, the field of *neural algorithmic reasoning* (NAR) (Veličković & Blundell, 2021) seeks to mimic algorithms using neural networks with the goal of achieving similar generalization properties to algorithms.

Recent work has motivated the use of graphs as representations for algorithms. Xu et al. (2020) showed GNNs are structurally well-suited to learn dynamic programming (DP) algorithms. Veličković & Blundell (2021) stated more generally that algorithms align closely with graph representations as they can be seen as manipulations of sets of objects and the relations between them. For example, the arrays that are input to and output by a sorting algorithm can be represented as chains. Based on this, Veličković & Blundell (2021) proposed a framework for neural algorithmic reasoning with GNNs.

In addition to generalization with respect to the size of the problem instance, this line of work can enable deep neural networks to utilize knowledge of algorithms they have already learned. Xhonneux et al. (2021) have shown that we can learn to transfer algorithmic knowledge with *NeuralExecutor++* and Ibarz et al. (2022) have shown that a single generalist neural network can learn to execute a wide range of algorithms—sometimes achieving better generalization performance than neural networks trained on the specific algorithm under test.

2.2. The CLRS Algorithmic Reasoning Benchmark

Towards the goal of unified evaluation in NAR, Veličković et al. (2022) introduced CLRS-30. It is both a benchmark for evaluating GNNs on algorithmic tasks and a standardised neural model for algorithmic reasoning. CLRS-30 measures NAR performance on a set of 30 curated algorithms, aligning closely to the definitions in the algorithms textbook *Introduction to algorithms* by Cormen et al. (2009).

The neural model represents the inputs and outputs of an algorithm (and the relations between them) as a graph $G = (V, E)$. At each step of training, CLRS-30 pro-

vides ground truth values for the state of variables in an algorithm—these are called *hints* (Veličković et al., 2022; Bevilacqua et al., 2023). For example, the *left* and *right* pointers in the quicksort algorithm are hints. The network learns to predict the state of these hints, which are encoded as vectors, at each step of computation. By learning to predict hints, the network’s reasoning may align more closely with that of the algorithm.

Figure 1 provides a high-level unfolded view of the recurrent steps in the CLRS-30 benchmark. The inputs to one step are node inputs \mathbf{x}_i , edge inputs \mathbf{e}_{ij} , and graph inputs \mathbf{g} . These inputs are defined by the algorithm and hints are included as part of them (where hints can belong to nodes, edges, or the graph). They are encoded with linear layers f to get node, edge, and graph features $\mathbf{h}_i, \mathbf{h}_{ij}, \mathbf{h}_g \in \mathbb{R}^{d_h}$ where

$$\mathbf{h}_i^t = f_n(\mathbf{x}_i^t) \quad \mathbf{h}_{ij}^t = f_e(\mathbf{e}_{ij}^t) \quad \mathbf{h}_g^t = f_g(\mathbf{g}^t), \quad (1)$$

and d_h defines the dimension of these features¹. The features are passed through a processor network (a GNN) ψ to get processed node and edge features $\mathbf{p}_i, \mathbf{p}_{ij} \in \mathbb{R}^{d_h}$ such that

$$\mathbf{p}_i^t, \mathbf{p}_{ij}^t = \psi(\mathbf{h}_i^t, \mathbf{p}_i^{t-1}, \mathbf{h}_{ij}^t, \mathbf{h}_g^t) \quad (2)$$

where \mathbf{p}_i^{t-1} is a recurrent state carried forward from the previous time step. These processed features are decoded to make predictions for the hints

$$\hat{\mathcal{H}}^t = g_{\mathcal{H}}(\{\mathbf{p}_i^t \mid i \in V\}, \{\mathbf{p}_{ij}^t \mid (i, j) \in E\}) \quad (3)$$

where $g_{\mathcal{H}}$ is the hint decoder. In the last step T , predictions for the outputs

$$\hat{\mathcal{O}} = g_{\mathcal{O}}(\{\mathbf{p}_i^T \mid i \in V\}, \{\mathbf{p}_{ij}^T \mid (i, j) \in E\}) \quad (4)$$

where $g_{\mathcal{O}}$ is the output decoder. The hint predictions are aggregated with the algorithm inputs in the following step to form the next inputs \mathbf{x}_i^{t+1} , \mathbf{e}_{ij}^{t+1} , and \mathbf{g}^{t+1} . Therefore, the network is applied like a recurrent component across steps. In training, the hints can optionally be teacher forced (i.e., we can replace the generated hints with the ground truth hints during training) with some probability. Note that the processed node embeddings \mathbf{p}_i^t will be the recurrent state passed to the next step.

2.3. Depth-First Search in CLRS-30

The DFS algorithm in CLRS-30 (Appendix D) has a set of hints which we describe in Table 1. In this algorithm, each hint is encoded for each node. For example, there is a pointer to the predecessor of every node in the graph. Therefore, we call these hints *per-node* hints. In other algorithms, a

¹This is only the typical case. Note that the node, edge, and graph features can each have different dimensions if so desired.

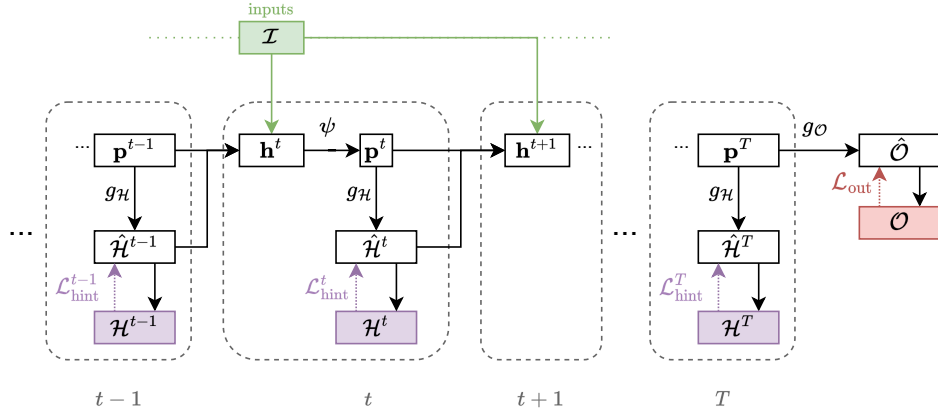


Figure 1: **Recurrent steps in CLRS-30.** The processor network takes the features \mathbf{h}^t and produces the processed features \mathbf{p}^t . These are used to predict the hints $\hat{\mathcal{H}}^t$ for that step. A loss is calculated between the ground truth hints and the predicted hints. The hints can optionally be teacher forced with some probability. The predicted hints are accumulated with the processed features and algorithm inputs to form the encoded features \mathbf{h}^{t+1} for the next step. In the final step, the processed features are used to predict the output $\hat{\mathcal{O}}$. A loss is calculated between this and the ground truth output of the algorithm.

Table 1: **Hints provided by CLRS-30 for the depth-first search algorithm.** All of these hints (except *time*) are per-node hints. Hints marked with * correspond to a variable in the DFS algorithm given in Appendix D.

Hint	Explanation
π_h^*	Pointer to predecessor for each node
<i>color</i> *	Color of each node
d^*	Time of discovery for each node
f^*	Time of finalization for each node
s_{prev}	Pointer to previous node for each node
s	Current node
u^*	Node being explored
v^*	Node to be explored
s_{last}	Last node explored for each node
<i>time</i> *	Time step

hint can be associated with the whole graph (a *graph* hint). One example of a graph hint is the *min* pointer in binary search. It does not belong to any particular element of the input representation, but is instead shared between all of them.

3. Augmenting A GNN With A Stack

Recursive algorithms typically require storing state in a call stack, executing the recursive call, and finally restoring this state to complete the recursion step. To support similar reasoning, our method adds stack memory to the processor network described in Section 2.2, providing an inductive

bias towards storing and recalling state like a call stack. We first add a one-hot encoded graph hint

$$\mathcal{H}_{\text{stack.op}}^t \in \{\text{push}, \text{pop}, \text{noop}^2\}$$

denoting the stack operation that the target algorithm performs at step t . The ground truth for this hint is `push` when entering a recursive call in the target algorithm, `pop` when returning from one, and `noop` otherwise. This simulates the actions of a call stack.

We introduce a stack at step t as \mathcal{S}^t , which is composed of a sequence of stack elements $\mathbf{z}^0, \dots, \mathbf{z}^{\rho_t}$ where ρ_t indicates the number of elements on \mathcal{S}^t . We start with $\rho_0 := 0$ and define $\mathbf{z}^0 := \mathbf{0}$.

The elements that are pushed to the stack are defined by the type of stack. We introduce two types: a stack for every node whose elements are processed node features (a *node-wise* stack), and a single stack for the graph for which elements are some pooled encoding of the node features (a *graph* stack). Figure 2 provides a high-level demonstration of how the stack is used and how stack usage is learned. Stack operations are supervised such that the network learns to push and pop at precisely the same times as the recursive algorithm (i.e., when state needs to be saved, and when it needs to be recalled).

3.1. Node-Wise Stack

To store one element per node $i \in V$ we define $\mathbf{z}_i^{\rho_t} \in \mathbb{R}^{d_{\text{stack}}}$ to be the top stack element corresponding to node i at step

²Indicates no stack operation. The state of the stack is unmodified.

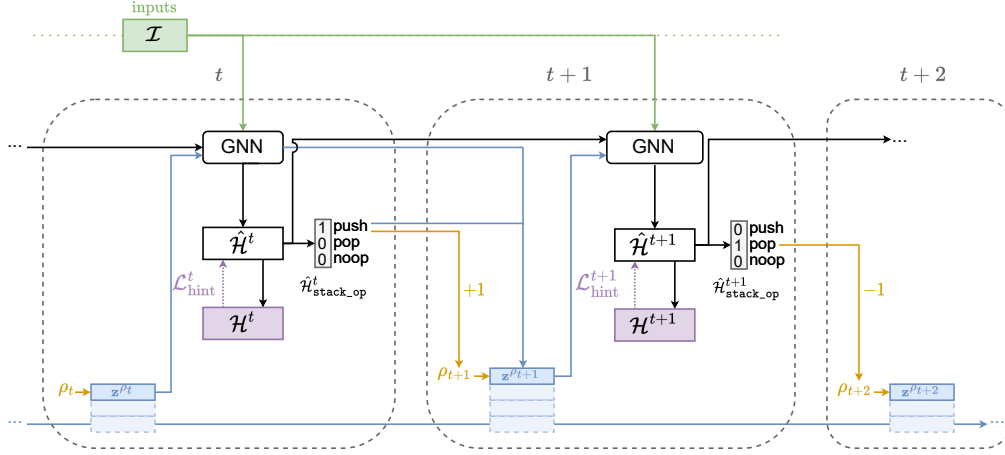


Figure 2: **Pushing and popping states with a stack-augmented GNN.** The input to the network is the state at the top of the stack, the hints, and the algorithm inputs. Note that we do not pass the recurrent state to the GNN (Section 4.2). The network predicts the next processed features (which form the stack element), stack operation, and next hints. If the operation is a push, the next stack element is formed and placed on the stack; if it is a pop, the current top stack element is discarded.

t . Depending on the predicted operation $\hat{\mathcal{H}}_{\text{stack_op}}^t$ we can then update the stack for step $t + 1$ as follows:

$$\rho_{t+1} = \begin{cases} \rho_t + 1, & \text{if push} \\ \max\{\rho_t - 1, 0\}, & \text{if pop} \\ \rho_t, & \text{if noop} \end{cases}$$

$$\mathbf{z}_i^{\rho_{t+1}} = \begin{cases} \phi_{\text{value}}(\mathbf{p}_i^t), & \text{if push} \\ \mathbf{z}_i^{\rho_{t-1}}, & \text{if pop} \\ \mathbf{z}_i^{\rho_t}, & \text{if noop} \end{cases}$$

Here, $\phi_{\text{value}} : \mathbb{R}^{d_h} \rightarrow \mathbb{R}^{d_{\text{stack}}}$ denotes a (potentially learnable) function to decide which information to put on the stack. In each step t we concatenate $\mathbf{z}_i^{\rho_t}$ to the initial node embeddings that serve as input to the GNN ψ given by \mathbf{h}_i^t and optionally (see Section 4.2) \mathbf{p}_i^{t-1} .

Notably, using the top of the stack as an input to the network is effectively the same as providing a dynamic skip connection across time. As a result, we mitigate vanishing gradient issues because we do not need to backpropagate through intermediate time steps between when the state was first pushed and the current time.

3.2. Graph-Level Stack

We also consider a graph-level stack. In this case, the stack element $\mathbf{z}^{\rho_t} \in \mathbb{R}^{d_{\text{stack}}}$ is a vector of fixed size. The pop and noop operations are similar to the node-wise stack. In the case of a push operation, we update the stack with

$$\mathbf{z}^{\rho_{t+1}} := \bigoplus_{i \in V} \phi_{\text{value}}(\mathbf{p}_i^t) \quad (5)$$

where \bigoplus is some permutation-invariant aggregation. In step t the top stack element \mathbf{z}^{ρ_t} is concatenated to the graph

features \mathbf{h}_g^t . For ϕ_{value} , we use a 2-layer MLP. Another option is to take the first d_{stack} entries of the node embedding such that

$$\phi_{\text{value}}(\mathbf{p}_i^t) := (\mathbf{p}_i^t)_{0:d_{\text{stack}}} \quad (6)$$

where $d_h \geq d_{\text{stack}}$.

4. Stacks Are Not All You Need

4.1. Recursive Problems Require Additional Memory

The DFS algorithm implementation in CLRS-30, although based on a recursive algorithm, is not truly recursive. Hints, such as the predecessor π , are present for *each* node (per-node hints). Together, these per-node hints provide *global* information about the entire computation state. This information is already sufficient to deduce what to do in the next algorithm step *without additional memory* as demonstrated by Figure 3. Essentially, with these per-node hints, a stack is not required. In contrast, the recursive implementation of DFS described in Appendix D has access to only the predecessor of the *current* node. As a result, the variables in the recursive algorithm are more similar to graph hints, relative to the current node being explored, than per-node hints. The use of per-node hints in the CLRS-30 implementation is problematic as it implies that the network will not be closely aligned with a recursive algorithm.

To remedy this issue, we use a different set of hints with the aim of achieving closer algorithmic alignment with recursion. We provide hints based directly on the variables in the algorithm (Table 2), where all except *color* are graph hints rather than per-node hints. These new hints are relative only to the current node being explored. The *color* hint remains a per-node hint as this information is required when looping

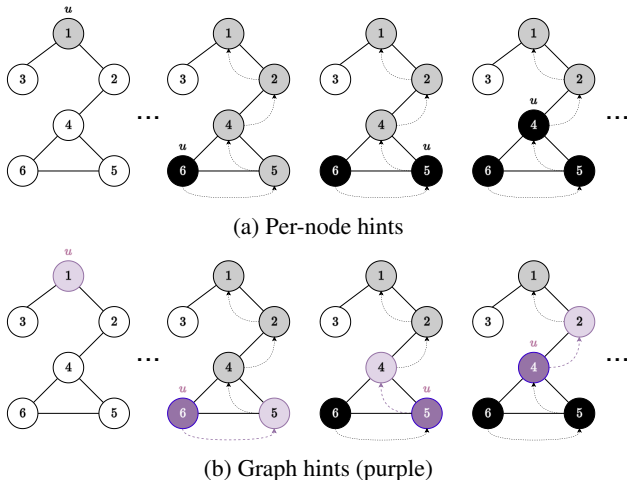


Figure 3: **Per-node hints are sufficient to determine the next step of DFS.** Some steps of the DFS algorithm are shown on a graph in (a). The nodes are colored white, gray, or black (*color*). The back-pointers indicate the predecessor of a node (π). The current focus of the algorithm is u . After reaching the state in the second graph, the algorithm backtracks to the predecessor, Node 5. Finalizing Node 5 as it has no unexplored neighbours, the algorithm backtracks to Node 4 and so on. It knows which node to go to next, because it has the current node u , the predecessor pointers π for all nodes, and the colors of all nodes. Therefore, per-node hints are enough to determine the next step of DFS without any additional state. Our proposed hints (Table 2) provide only information for u , the predecessor pointer for u , and the colors of all nodes. This is shown by the purple shading in (b). The predecessor pointer for u is insufficient to backtrack more than one node as the algorithm can only backtrack from Node 6 to 5 before running out of purple-shaded back-pointers. Therefore, state recall is a requirement to solve DFS with our hints.

over the neighbours of a node in the algorithm (see line 5 of `DFS-Visit()` in Appendix D). This configuration of hints is more similar to the state pushed to the call stack in a truly recursive DFS algorithm as we only save the state related to the node we are currently exploring. With this change, the network will not have enough information to execute DFS without storing and restoring state as the DFS algorithm does. A similar procedure can be applied to recursive algorithms in general by ensuring that variables which would be pushed onto the call stack in a recursive call are used as graph hints.

4.2. Recurrent States Can Encode Global Information

Removing per-node hints is not enough as they can also be learned implicitly in the node-wise recurrent state \mathbf{p}_i^{t-1} . Whatever information can be carried from a hint, can also be

Table 2: **Modified hints for the depth-first search algorithm.** All hints except *color* are graph hints. All except *stack_op* correspond directly to the algorithm in Appendix D.

Hint	Explanation
u	Node being explored
u_π	Predecessor of node
u_d	Time when node discovered
u_f	Time when node finalized
u_v	Neighbour to be explored
<i>color</i>	Color of all nodes
<i>time</i>	Time step
<i>stack_op</i>	Stack operation (push/pop/noop)

learned as part of this hidden state. Therefore, the network could learn a representation similar to the previous unmodified hints through this state. In such a case, the network would not need to save or restore state once again. Consequently, we do not pass information in the recurrent state to the GNN and enforce that it relies only on the information on our stack. Hence, we modify Equation 2 to

$$\mathbf{p}_i^t, \mathbf{p}_{ij}^t = \psi(\mathbf{h}_i^t, \mathbf{h}_{ij}^t, \mathbf{h}_g^t) \quad (7)$$

Similarly, a node-wise stack could be used like a node-wise recurrent state by pushing to the stack in each step. In this case, we would provide a recurrent state to the GNN, which could learn per-node hints implicitly, via the call stack. Since our stack is explicitly supervised through ground truth stack operations, we avoid this problem by incentivizing it to perform the correct stack operation rather than pushing in every step.

4.3. Recursive Algorithms Generate Results Sequentially

Moreover, recursive algorithms do not output the complete result at once. Instead, they sequentially generate the result over the recursive calls. For instance, in DFS, the search result (predecessors of all discovered nodes) is generated sequentially as nodes are explored. This is different to CLRS-30 where, in the output, all of the predecessors are predicted at once from the processed features. Since we use graph hints instead of per-node hints and replace the node-wise hidden state by a graph-level stack, we need to memorize the previous results as part of the graph-level stack element. This is a memory bottleneck and will inevitably lead to detrimental performance with a growing number of nodes. Therefore, we modify CLRS-30 to collect the predicted outputs for each node into a single output to align more closely with the behaviour of the recursive algorithm. We provide an example of this for DFS in Figure 4. This method can

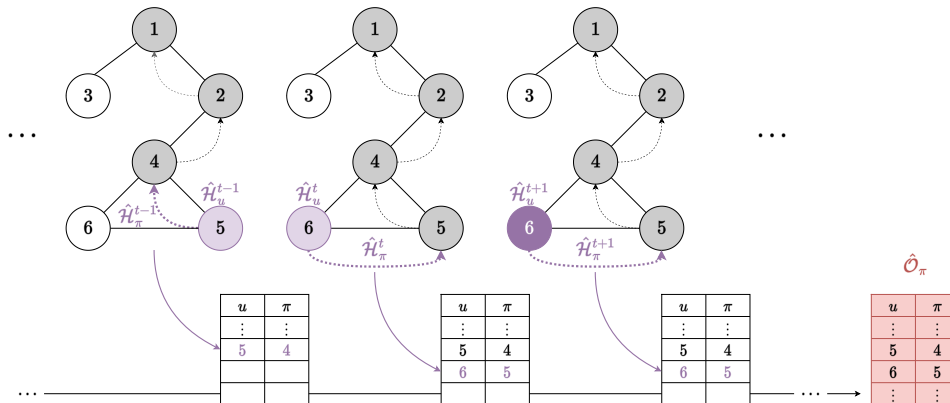


Figure 4: **Collecting the output from predecessor hint predictions.** In each step, the network only predicts graph hints like the current node \hat{H}_u^t and its predecessor \hat{H}_π^t marked in purple (dark for black nodes, light for gray nodes). To collect the final output, we maintain a table during execution. In each step, we take the entry of the predicted current node \hat{H}_u^t and overwrite its predecessor with the predicted predecessor \hat{H}_π^t . Predecessors of nodes that are not purple are only shown for context. Our network does not have access to the corresponding hints.

also be applied to other recursive algorithms. For example, in quicksort, we would collect the final position of the pivot element after each recursive call.

5. Results & Discussion

In Table 3, we summarize our results on different network configurations. We refer to test accuracy on larger graphs (96 nodes) as out-of-distribution (OOD) performance. While the setup proposed by Ibarz et al. (2022) (Experiment 1) achieves near-perfect test accuracy on our dataset, it fails to generalize to larger graphs. In contrast, our method achieves similar in-distribution performance, and at 73% accuracy, drastically better OOD generalization performance (Experiment 2). Experiment 7 shows that teacher forcing is required to achieve the generalization performance we see. In line with a similar observation by Ibarz et al. (2022), DFS is one of the algorithms in CLRS-30 that benefits from teacher forcing.

In Experiment 3, we note that removing the stack only has a minor effect on the the OOD performance but significantly reduces in-distribution accuracy. We hypothesize that this is the performance that can be achieved when only the hints are provided. There is no additional information propagation in terms of stack or hidden state. The main generalization benefit stems from turning our per-node hints into graph hints and collecting outputs as described in Section 4. This is a result of a significant improvement in alignment with the original DFS algorithm.

Notably, not learning the value network ϕ_{value} (Equation 6), does not noticeably impact performance (Experiment 8). This could indicate that learning an encoding of the processed features is unnecessary as the GNN ψ , which

processes features, is able to learn a good encoding anyway. In addition, as we empirically demonstrate in Experiment 6, collecting the outputs is a crucial component of aligning with the DFS algorithm as it has a significant impact on accuracy.

While we adjusted the DFS hints and output collection in a way that theoretically makes a graph-level stack sufficient, learning to store the relevant information for each node appears to be easier than also learning which node to focus on. This reflects in the fact that adding a (per-node) recurrent state to the graph-level stack (as done in the original method in Experiment 1) yields another significant boost in performance (Experiment 4). Removing the graph-level stack only has a minor effect (Experiment 5).

Based on this insight, we evaluate a network augmented with a node-wise stack as described in Section 3.1. We use the same graph hints and outputs as described in Section 4. This allows us to propagate per-node information while maintaining the inductive bias of a call stack. As our network is essentially a graph RNN, it faces the same forgetting issues as other recurrent networks (Koutník et al., 2014; Hochreiter, 1991). The stack resolves these forgetting issues, which are caused by using a node-wise hidden state instead of a stack as in Experiment 5. Our method enables the network to perfectly recall state from more than one step in the past—a particularly practical feature when dealing with problems of high recursion depth. We achieve perfect test accuracy in-distribution as well as on larger out-of-distribution graphs (Experiment 10). Even when reintroducing the recurrent state, the network learns to make use of the node-wise callstack and achieves only slightly worse generalization accuracy (Experiment 11).

Table 3: **Call stacks improve generalization performance.** Test accuracy for graphs with 32 (in-distribution) and 96 (out-of-distribution) nodes respectively. The train and validation set contain a mix of graphs of up to 32 nodes as described in Appendix A. *Ours* denotes the setting where hints are mostly graph hints (Section 4.1), the output is collected from local predictions (Section 4.3) and we use 50% teacher forcing, a graph-level stack (Section 3.2) and no hidden state (Section 4.2). The *Network Configuration* column denotes the respective changes from this setup. We report the mean and standard deviation of test accuracy over three runs at the point of best validation accuracy (early stopping). For complete implementation details, see Appendix C. Our node-wise call stack configuration achieves the best out-of-distribution generalization performance.

ID	Network Configuration	Test Accuracy (32 nodes)	Test Accuracy (96 nodes)
(1)	DFS as in Ibarz et al. (2022) (single task)	99.79% \pm 0.20	53.92% \pm 14.06
(2)	Ours	98.00% \pm 0.60	73.00% \pm 6.31
(3)	No stack	65.33% \pm 4.69	72.88% \pm 7.47
(4)	Using hidden state \mathbf{p}_i^{t-1}	100.00% \pm 0.00	82.19% \pm 1.07
(5)	Using hidden state and no stack	100.00% \pm 0.00	78.65% \pm 5.44
(6)	No output collection (Section 4.3)	50.54% \pm 3.90	25.08% \pm 0.97
(7)	No teacher forcing	71.73% \pm 2.14	43.88% \pm 15.73
(8)	ϕ_{value} not learned (Equation 6)	97.54% \pm 0.83	67.42% \pm 3.67
(9)	Attention (Appendix B)	92.27% \pm 5.04	49.40% \pm 2.28
(10)	Ours (node-wise stack) (Section 3.1)	100.00% \pm 0.00	100.00% \pm 0.00
(11)	Ours (node-wise stack) + hidden state	100.00% \pm 0.00	99.79% \pm 0.29

Our modifications make the implementation in CLRS-30 significantly more closely aligned with the recursive DFS algorithm defined by Cormen et al. (2009). Noting that memoization does not change expressiveness, DFS can be expressed as a dynamic programming problem. Previous work may have achieved strong empirical results on DFS without our modifications because the previous hints were sufficient to allow the algorithm to be solved as DP. Hence, the problem can be reasoned about without a stack due to the alignment between GNNs and DP as shown by Xu et al. (2020). It is perhaps because other approaches do not conform as closely to DP as our approach conforms to recursion that these implementations do not result in networks which generalize as well out-of-distribution.

6. Related Work

Motivated by patterns which are difficult to learn in deep neural networks, Joulin & Mikolov (2015) developed stack-augmented recurrent networks. They use the stack to learn control over the memory of the network, enabling it to learn with infinite structured memory. They showed that these networks are able to learn some basic algorithms (such as binary addition) which require memorization. However, they did not study recursive algorithms or attempt to align the learned method with the algorithm structure. Cai et al. (2017) incorporated recursion through the Neural Programmer-Interpreter (NPI) framework (Reed & de Freitas, 2016). This was achieved by incorporating recursive elements into the NPI traces (somewhat similar to incor-

porating per-node hints in CLRS-30). They demonstrated strong generalization performance when learning sorting algorithms. In contrast to our approach, they do not explicitly introduce a call stack to learn the relevant state. Petersen et al. (2021) proposed a method of relaxing conditions on control structures in algorithms such that they were smoothly differentiable. This approach allows neural networks to directly learn the relaxed algorithms. Similar to the method proposed by Cai et al. (2017), this technique also cannot permit reasoning like recursive algorithms as there is no saving or restoring of state.

7. Conclusion & Future Work

To enable neural networks to inherit some of the generalization properties of recursive algorithms, we introduced a new framework for augmenting GNNs with a call stack. This framework permits GNNs to execute recursive algorithms in a way that is more aligned with recursion. We also proposed improvements to capturing intermediate algorithm trajectories and predicting outputs in the CLRS-30 algorithmic reasoning benchmark that further improved algorithmic alignment. With these improvements, our framework allowed a GNN with a call stack to significantly outperform previous work when generalizing out-of-distribution on DFS. Moreover, our stack-augmented graph neural network has the ability to perfectly recall state from history, avoiding the memory bottleneck of hidden states in recurrent networks.

It would be desirable to formalize the alignment of our modifications in CLRS-30 with our stack-augmented GNN architecture, similar to the alignment between DP and GNNs shown by Xu et al. (2020). In addition, we note that the stability of learning could be improved by teacher forcing the executed stack operation in addition to the stack hint.

Our method relies on ground-truth hints to supervise stack usage. This is usually not available outside an algorithmic reasoning setting. Usage of the stack could instead be learned through reinforcement learning, supervising the stack with the policy loss. This would enable call stacks to be used with neural networks beyond only known recursive algorithms. Similar to the work by Li et al. (2020), it could allow the network to discover new methods of using the stack which can outperform known solutions. For example, the policy network of a navigation agent could employ our architecture. This would enable the agent to better learn to map and navigate its environment as this task requires implicitly learning to recursively plan paths.

Our work is the first to demonstrate the use of a stack-augmented neural network in NAR. We have used this architecture to improve algorithmic alignment in recursive problems and enlarged the class of algorithms we can precisely reason about with GNNs. As a result, this work is a step towards transferable algorithmic knowledge (Xhonneux et al., 2021) and generalist algorithmic learners (Ibarz et al., 2022). We hope that our work illuminates the path towards reasoning on recursive problems with neural networks.

Acknowledgements

DJ and JJ would like to sincerely thank Edan Toledo for valuable technical contributions which did not make it to the final manuscript, Dobrik Georgiev for assistance understanding the inner workings of CLRS-30, and Yonatan Gideoni for reviewing early drafts of this work. All the authors thank Zhe Wang and Murray Shanahan for reviewing the final draft of this paper. Finally, we would like to thank Reviewer #2 at the ICML 2023 Workshop on Knowledge and Logical Reasoning in the Era of Data-Driven Learning for their detailed and insightful comments on our work.

References

- Bevilacqua, B., Nikiforou, K., Ibarz, B., Bica, I., Paganini, M., Blundell, C., Mitrovic, J., and Veličković, P. Neural Algorithmic Reasoning with Causal Regularisation, February 2023. URL <http://arxiv.org/abs/2302.10258>. arXiv:2302.10258 [cs, stat].
- Cai, J., Shin, R., and Song, D. Making Neural Programming Architectures Generalize via Recursion, April 2017. URL <http://arxiv.org/abs/1704.06611> [cs].
- Cormen, T. H., Leiserson, C. E., Rivest, R. L., and Stein, C. *Introduction to algorithms*. MIT Press, Cambridge, Massachusetts, 3rd edition, 2009. ISBN 978-0-262-03384-8 978-0-262-53305-8.
- Durrett, R. *Random Graph Dynamics*. Cambridge Series in Statistical and Probabilistic Mathematics. Cambridge University Press, 2006. doi: 10.1017/CBO9780511546594.
- Gilmer, J., Schoenholz, S. S., Riley, P. F., Vinyals, O., and Dahl, G. E. Neural message passing for quantum chemistry. In *International conference on machine learning*, pp. 1263–1272. PMLR, 2017.
- Hochreiter, S. Untersuchungen zu dynamischen neuronalen Netzen. *Master’s thesis, Institut für Informatik, Technische Universität, München*, 1:1–150, 1991.
- Ibarz, B., Kurin, V., Papamakarios, G., Nikiforou, K., Benani, M., Csordás, R., Dudzik, A., Bošnjak, M., Vitvitskyi, A., Rubanova, Y., Deac, A., Bevilacqua, B., Ganin, Y., Blundell, C., and Veličković, P. A Generalist Neural Algorithmic Learner, December 2022. URL <http://arxiv.org/abs/2209.11142>. arXiv:2209.11142 [cs, stat].
- Joulin, A. and Mikolov, T. Inferring Algorithmic Patterns with Stack-Augmented Recurrent Nets. In *Advances in Neural Information Processing Systems*, volume 28. Curran Associates, Inc., 2015.
- Kingma, D. P. and Ba, J. Adam: A method for stochastic optimization. In Bengio, Y. and LeCun, Y. (eds.), *3rd International Conference on Learning Representations, ICLR 2015, San Diego, CA, USA, May 7-9, 2015, Conference Track Proceedings*, 2015. URL <http://arxiv.org/abs/1412.6980>.
- Koutník, J., Greff, K., Gomez, F. J., and Schmidhuber, J. A clockwork RNN. In *Proceedings of the 31th International Conference on Machine Learning, ICML 2014, Beijing, China, 21-26 June 2014*, volume 32 of *JMLR Workshop and Conference Proceedings*, pp. 1863–1871. JMLR.org, 2014. URL <http://proceedings.mlr.press/v32/koutnik14.html>.
- Li, Y., Gimeno, F., Kohli, P., and Vinyals, O. Strong Generalization and Efficiency in Neural Programs, July 2020. URL <http://arxiv.org/abs/2007.03629>. arXiv:2007.03629 [cs, stat].
- Numeroso, D., Bacciu, D., and Veličković, P. Dual algorithmic reasoning. In *The Eleventh International Conference on Learning Representations*, 2023. URL <https://openreview.net/forum?id=hhvkdRdWt1F>.

- Petersen, F., Borgelt, C., Kuehne, H., and Deussen, O. Learning with Algorithmic Supervision via Continuous Relaxations, October 2021. URL <http://arxiv.org/abs/2110.05651>. arXiv:2110.05651 [cs, stat].
- Reed, S. and de Freitas, N. Neural Programmer-Interpreters, February 2016. URL <http://arxiv.org/abs/1511.06279>. arXiv:1511.06279 [cs].
- Veličković, P. and Blundell, C. Neural algorithmic reasoning. *Patterns*, 2(7):100273, July 2021. ISSN 2666-3899. doi: 10.1016/j.patter.2021.100273. URL <https://www.sciencedirect.com/science/article/pii/S2666389921000994>.
- Veličković, P., Badia, A. P., Budden, D., Pascanu, R., Banino, A., Dashevskiy, M., Hadsell, R., and Blundell, C. The CLRS Algorithmic Reasoning Benchmark, June 2022. URL <http://arxiv.org/abs/2205.15659>. arXiv:2205.15659 [cs, stat].
- Xhonneux, L.-P., Deac, A.-I., Veličković, P., and Tang, J. How to transfer algorithmic reasoning knowledge to learn new algorithms? In *Advances in Neural Information Processing Systems*, volume 34, pp. 19500–19512. Curran Associates, Inc., 2021.
- Xu, K., Li, J., Zhang, M., Du, S. S., Kawarabayashi, K.-i., and Jegelka, S. What Can Neural Networks Reason About?, February 2020. URL <http://arxiv.org/abs/1905.13211>. arXiv:1905.13211 [cs, stat].

A. Increasing Dataset Difficulty With Higher Recursion Depth

The graph distribution in CLRS-30 for training and testing is generated from randomly sampling Erdős–Rényi (E-R) graphs with different edge connection probabilities. The expected distance between two nodes in these graphs is logarithmic in the number of nodes (Durrett, 2006). For a more challenging task, we modify the graph distribution by replacing 15% with randomly generated binary trees. These graphs have longer chains on average than the E-R graphs, requiring a greater recursion depth in DFS. As a result, the network will be required to recall states from further back in time.

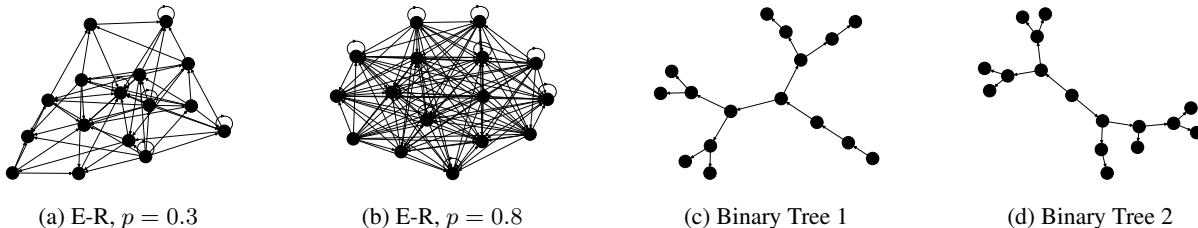


Figure 5: Example graphs from our dataset.

B. Pooling With Attention

In addition to the setup described in Section 3.2, we also evaluate a simple form of attention where we weight the embeddings produced per node based on a learned function $\phi_{\text{att}} : \mathbb{R}^{d_h} \times \mathbb{R}^{d_{\text{graphs}}} \rightarrow \mathbb{R}$ depending on both, the node embeddings as well as the encoded graph features.

$$\mathbf{z} := \bigoplus_{i \in V} \phi_{\text{att}}(\mathbf{p}_i^t, \mathbf{h}_g^t) \phi_{\text{value}}(\mathbf{p}_i^t) \quad (8)$$

The underlying idea here is that many algorithms would likely focus on the information of one or few nodes for each step embedding. Apart from that, note that an extensive variety of attention-based mechanisms would be possible. On the one hand, one could change ϕ_{att} from a simple MLP to a more complex function, e.g. by generating key and value vectors from the node embeddings and query vectors from the graph level features. On the other hand, one could change the representation of graph-level data from the graph features \mathbf{h}_g^t to e.g. some pooled version of the node embeddings $\bigoplus_{i \in V} \mathbf{p}_i^t$ or a combination of these. However, thoroughly evaluating all of these techniques was not the main goal of this work.

In Experiment 9, we evaluate this attention-based pooling approach. It fails to generalize to larger graphs. Since we use sum pooling, this may be because the magnitude of the encoded graph features are out-of-distribution, making the generated weights perform worse. A mean-pooling approach could lead to better performance.

C. Implementation Details

Table 4 details the values of hyperparameters in our method. Note that complete implementation details are also provided in our repository. The codebase contains a README file with commands to reproduce all of our experiments.

Table 4: Parameter values in our network configurations.

Parameter	Value
GNN Architecture	MPNN (Gilmer et al., 2017)
Epochs	20000
\bigoplus	\sum
d_h	128
d_{stack}	64
ϕ_{value}	{layers: 2, hidden dim: 128}
ϕ_{att}	{layers: 2, hidden dim: 128}
Activation	ReLU
Optimizer	Adam (Kingma & Ba, 2015)

D. Depth-First Search Algorithm

Algorithm 1: Depth-First Search. Reproduced from *Introduction to algorithms* (Cormen et al., 2009, Chapter 22).

DFS(G)

```
1  for each vertex  $u \in G.V$ 
2     $u.color = WHITE$ 
3     $u.\pi = NIL$ 
4   $time = 0$ 
5  for each vertex  $u \in G.V$ 
6    if  $u.color == WHITE$ 
7      DFS-Visit( $G, u$ )
```

DFS-Visit(G, u)

```
1   $time = time + 1$ 
2   $u.d = time$ 
3   $u.color = GRAY$ 
4  for each  $v \in G.Adj[u]$ 
5    if  $v.color == WHITE$ 
6       $v.\pi = u$ 
7      DFS-Visit( $G, v$ )
8   $u.color = BLACK$ 
9   $time = time + 1$ 
10  $u.f = time$ 
```