

# Black-Box Prediction of Flaky Test Fix Categories Using Language Models

Sakina Fatima  
University of Ottawa  
sfati077@uottawa.ca

Hadi Hemmati  
York University  
hemmati@yorku.ca

Lionel Briand  
University of Ottawa  
lbriand@uottawa.ca

**Abstract**—Flaky tests are problematic because they non-deterministically pass or fail for the same software version under test, causing confusion and wasting developer time. While machine learning models have been used to predict flakiness and its root causes, there is less work on providing support to fix the problem. To address this gap, we propose a framework that automatically generates labeled datasets for 13 fix categories and train models to predict the fix category of a flaky test by analyzing the test code only. Though it is unrealistic at this stage to accurately predict the fix itself, the categories provide precise guidance about what part of the test code to look at. Our approach is based on language models, namely CodeBERT and UniXcoder, whose output is fine-tuned with a Feed Forward Neural Network (FNN) or a Siamese Network-based Few Shot Learning (FSL). Our experimental results show that UniXcoder outperforms CodeBERT, in correctly predicting most of the categories of fixes a developer should apply. Furthermore, FSL does not appear to have any significant effect. Given the high accuracy obtained for most fix categories, our proposed framework has the potential to help developers fix flaky tests quickly and accurately. To aid future research, we make our automated labeling tool, dataset, prediction models, and experimental infrastructure publicly available.

**Index Terms**—Fixing Flaky Tests; Software Testing; Natural Language Processing, Code Models, Few Shot Learning

## I. INTRODUCTION

Flaky tests are test cases that non-deterministically fail or pass in different runs, without any changes in the source code being tested. This inconsistency is frustrating and troublesome for the developers and Quality Assurance (QA) teams, especially during regression testing. Often times, the flakiness is caused by various factors such as different configurations to run the same code, timing issues with lasting effects of what has been executed before the flaky test, race conditions in concurrent systems, and missing external dependencies.

Flaky tests are a widespread problem in software development and a major challenge to address. With millions of tests in the repositories, even a small percentage of flaky tests require significant manual effort to detect and fix. For example, a report from Google shows that they had 1.6M test failures on average each day, and 73K out of 1.6M (4.56%) test failures were caused by flaky tests [1], [42]. Several other companies like Microsoft [44], Facebook [43], Netflix, and Salesforce [5] have reported similar experiences, where flaky tests have significantly delayed their deployment process.

To detect test flakiness, according to a recent study [36], practitioners are still relying mainly on reruns and manual

inspection. In the literature, state-of-the-art (SOTA) work on handling test flakiness relies on advanced machine learning (ML) models for the automated prediction of flakiness and its causes [1], [45]–[47]. However, there is less work on helping developers and testers fix the flakiness of their test cases.

In this paper, we take a first step in this direction, by proposing a framework relying on pre-trained language models to predict the fix category of a flaky test case, only using the test case code. We aim to develop this prediction black-box i.e. by using the flaky test code only and not accessing the production code. The fix category is intended to guide the tester in fixing the flaky test by pointing to the type of issues that is probably responsible for flakiness.

Our study is different than existing work [20] whose focus is on predicting the category of flaky tests with respect to their root causes. Since knowing such root causes, especially at a high-level, does not necessarily help in fixing the test code, our work focuses on predicting fix categories in terms of what part of the test code needs fixing. Therefore, such fix categories are expected to guide the tester towards concrete modifications and thus decrease their manual investigation effort.

We chose not to target a fully automated repair mechanism for flaky tests, given that even having a remote chance to achieve high accuracy would require massive training data that are simply not available. Further, in initial studies, using SOTA program repair techniques did not show acceptable results for fixing flakiness, which led us to investigate the prediction of fix categories. But we believe a semi-automated approach based on such precise guidance is still very beneficial, especially when the number of flaky tests is large and any time saved during manual inspection of the test code will add up to significant savings during the regression testing of large systems.

Our approach consists of (a) proposing a classification of flaky test fixes that is amenable to automated labelling and (b) empirically investigating the use of pre-trained language models for predicting the category of a given flaky test. We assessed two pre-trained large language models (CodeBERT [14] and UniXcoder [47]), each with and without Few-Shot Learning (FSL) [58]. FSL is being considered since, typically, one has to deal with small datasets of flaky tests in each fix category, that are available for fine-tuning.

Our results show that (a) pre-trained language models can, for most categories, predict the fix category with high accuracy (ranging from 86% to 100% precision and 81% to 96% recall

only by considering the test code, (b) UniXcoder outperforms CodeBERT for predicting the fix categories (c) FSL does not improve the results significantly. In summary, the contributions of this paper are as follows:

- Defining a practical categorization for flaky test fixes.
- Developing a set of heuristics and accompanying open-source script to automatically label flaky tests based on their fixes.
- Creating a public dataset of labeled flaky tests for training, using our automated script.
- Proposing a black-box framework for predicting flaky test fix categories using language models (pre-trained on code) and few-shot learning.
- Quantitative and qualitative analysis of two SOTA code models, with and without FSL, to compare alternative prediction models.

The rest of this paper is organized as follows: Section II presents our approach for developing an automated tool for labeling flaky tests with fix categories and predicting such categories using code models, with and without FSL. Section III evaluates our approach, reports experimental results, and discusses their implications. Section IV reports on a qualitative analysis of the two code models to demonstrate and explain their ability to learn from test code and subsequently make predictions. Section V analyzes threats to validity. Section VI reviews and contrasts related work. Finally, Section VII concludes the paper and suggests future work.

## II. APPROACH

Our approach for predicting the fix category of flaky tests is divided into two components: (a) automatically constructing a high-quality dataset of fix categories, based on existing datasets of flaky test cases and their fixes, and (b) building a prediction model of fix categories, using the created dataset, to guide the repair of flaky tests. Having an appropriate and well-defined methodology for activity (a) is important in practice, as we expect that local prediction models will need to be built in most contexts based on locally collected data.

### A. Automatically Constructing a Dataset of Fix Categories

In a nutshell, our approach starts with an existing set of fix categories and then extends it to a more comprehensive and practical set, and finally creates a set of heuristics to automatically label fixes in existing flaky test datasets.

To the best of our knowledge, the categories of flaky test fixes presented by Parry et al. [2], as shown in Figure 2, represent the largest and most recent existing classification in the literature. These fix categories were manually developed by the authors by analyzing code diffs, developer’s comments, and any linked issues of 75 flakiness-repairing commits that originated from 31 open-source Python projects [2].

Their categorization procedure accepts multiple sources of information (i.e., fixes but also comments and linked issues), which might not be all available for many flaky tests in a project. Therefore, not all fixes can be labeled with a category

12 lines - 6 Removals

```
1 def test_remove_dags(self):
2     """DAGs can be removed from database."""
3     example_dags_list = list(self._write_example_dags().values())
4     filtered_example_dags_list = [dag for dag in example_dags_list if not dag.is_subdag]
5     dag_removed_by_id = filtered_example_dags_list[0]
6     SDH.remove_dag(dag_removed_by_id.dag_id)
7     self.assertFalse(SDH.has_dag(dag_removed_by_id.dag_id))
8     dag_removed_by_file = filtered_example_dags_list[1]
9     example_dag_files = [dag.full_filepath for dag in filtered_example_dags_list]
10    example_dag_files.remove(dag_removed_by_file.full_filepath)
11    SDH.remove_deleted_dags(example_dag_files)
12    self.assertFalse(SDH.has_dag(dag_removed_by_file.dag_id))
```

(a) Flaky Test

7 lines + 1 Addition

```
1 def test_remove_dags_by_id(self):
2     """DAGs can be removed from database."""
3     example_dags_list = list(self._write_example_dags().values())
4     filtered_example_dags_list = [dag for dag in example_dags_list if not dag.is_subdag]
5     dag_removed_by_id = filtered_example_dags_list[0]
6     SDH.remove_dag(dag_removed_by_id.dag_id)
7     self.assertFalse(SDH.has_dag(dag_removed_by_id.dag_id))
```

(b) Fixed Flaky Test

Fig. 1: An example of Flaky test in Python (Top) and its developer repair (Bottom)

if we have access only to the flaky tests and their fix, which is the case for many flaky test datasets.

For instance, Figure 1 depicts changes made to a flaky test taken from the dataset used in the work of Parry et al. [2], including a name change and the removal of several lines of code. However, the rationale for these fixes is not clearly explained by the test code alone. One cannot label this fix with the right category by only looking at the test code, which is what we aim at in our black-box approach. In this paper, we aim to categorize fixes and train a prediction model whose objective is to assign a fix category to a new flaky test, without any other other information than its source code. In other words, the goal is to guide developers in implementing the right fix according to categories of fixes that are predictable based on the test cases alone.

To achieve that, we analyzed flaky test fixes, by only looking at test cases and their fixes, to extract ground truth labels. Inspired by Parry et al.’s work [2], we analyzed the International Dataset of Flaky Tests (IDoFT)<sup>1</sup>, which comprises flaky test cases along with their fixes from 96 open-source Java projects. This dataset has been used by several previous studies on flaky test case prediction [3]–[8], [17].

Independently, two researchers manually analyzed 100 randomly selected flaky tests and their corresponding fixes to map them to one or more categories from those proposed by Parry et al.(see Figure 2) or a new category when the fix did not match any of them. The new categories should be predictable by only looking at the flaky tests and yet be useful enough to help developers fix such flakiness. Differences in categories and definitions between the researchers were resolved through multiple meetings.

<sup>1</sup><https://mir.cs.illinois.edu/flakytests>

Cause	Add Mock	Add/Adjust Wait	Guarantee Order	Isolate State	Manage Resource	Reduce Random.	Reduce Scope	Widen Assertion	Miscellaneous	Total
Async. Wait	1	6	-	-	-	-	-	2	-	9
Concurrency	-	2	-	-	2	-	-	2	2	8
Floating Point	-	-	-	-	-	-	-	3	-	3
I/O	-	-	-	-	-	-	-	-	-	-
Network	3	3	-	-	1	-	-	-	1	8
Order Dependency	-	-	-	2	-	-	1	-	-	3
Randomness	-	-	-	-	-	6	-	4	1	11
Resource Leak	-	-	-	-	2	-	1	1	-	4
Time	5	-	-	-	-	-	1	1	2	9
Unordered Coll.	-	-	3	-	-	-	-	-	-	3
Miscellaneous	2	-	1	-	1	-	-	6	7	17
<b>Total</b>	11	11	4	2	6	6	3	19	13	75

Fig. 2: Each flaky test is assigned a category describing the cause of flakiness (rows) and another describing the repair applied by developers (columns). From Parry et al. [2]

Some of the fix categories in Figure 2 are also renamed for better understandability. For example ‘Reduce Scope’ is renamed to ‘Change Condition’. The process resulted in 12 different categories of flaky tests fixes, as shown in Table I.

The final step in this phase was to create a set of heuristics to automatically label each fix from our dataset to one of these 12 categories. Each heuristic is a search rule (implemented as a Python script) that relies on keywords from the *diff* of a flaky test case and its fixed version. Lastly, we manually verified the automated labelling outputs to ensure the correctness of the heuristics for future use cases. In the following, we briefly explain each category’s heuristic.

Flaky Test Fix Category	Number of Flaky Tests
Change Assertion	127
Reset Variable	103
Change Condition	53
Reorder Data	50
Change Data Structure	49
Handle Exception	42
Change Data Format	33
Miscellaneous	28
Reorder Parameters	25
Call Static Method	9
Handle Timeout	4
Change Timezone	3

TABLE I: Flaky tests fix categories along with their number of flaky tests in our dataset. The categories with more than 30 instances are highlighted.

For the **Change Assertion** category, the heuristic looks

for the assert keyword and its replacements in the changed code. For example, if *AssertEquals*, *AssertThat*, or *AssertTrue* is present in the deleted lines and *AssertJsonStringEquals*, *AssertJsonEqualsNonStrict*, or *JsonAssert.AssertEquals* is present in the added lines, this shows an assertion change to fix flakiness.

Changing data structures can be an effective technique to improve test reliability and reduce flakiness [26], [27]. For example, the data structures *Hash Map*, *Set*, *HashMap*, and *HashSet* are unordered collections. Their use in the test code can lead to test flakiness if the test relies on the order of elements in the structure. In such cases, these data structures should be replaced with *LinkedHash*, *LinkedMap*, *LinkedSet*, *LinkedHashMap* and *LinkedHashSet*, respectively, as they maintain the order in which their elements are stored, regardless of how many times a test is executed. This makes the test more reliable and less prone to flakiness. If *Hash*, *Map*, *Set*, *HashMap*, and *HashSet* keywords are replaced in the test code ‘diff’ with *LinkedHash*, *LinkedMap*, *LinkedSet*, *LinkedHashMap* and *LinkedHashSet*, respectively, then such test cases are labeled with the **Change Data Structure** category.

Exception handling is usually an important tool to reduce unwanted behavior due to wrong inputs or scenarios and thus decrease flakiness. If there are *Try Catch* statements added or removed or changes occur in the type of the Exception used in the test case, the test case is labeled as **Handle Exception**.

A flaky tests is labeled with the **Reset Variable** category if one of the keywords *reset*, *clear*, *remove* or *purge* is found in the *diff*. These are useful commands to reset the state of the system and clear the memory at the end of the test cases. They put the system back to its initial testing state, which is required for many tests to avoid flakiness.

Input formatting mismatches can be a cause of flakiness. Often times a fix is simply changing the input variable’s format to the required one. If there is change in the format of the string or numeric data that is used in a function of the test code, the test case is labeled as **Change Data Format**.

If conditional statements are added or removed in the test code, for example replacing the *containsexactly* keyword with the *containsexactlyinanyorder* keyword, the test case is labeled with the **Change Condition** category. If there is any of the keywords *sortfield*, *sort\_properties*, *sorted*, *order by* or *sort* in the fixed test code, which are used to sort or change the order of data, then these tests are labeled as **Change Data Order**.

If there is a change in the order of the function parameters, then the **Reorder Parameters** label is used.

Tests may rely on specific dates or times, which can be affected by time zone differences, leading to inconsistent test results. Setting a specific time zone ensures consistent results, increasing test reliability and reducing flakiness [1] [12]. If there is a change in the assigned value to the *timezone* keyword, then such tests are labeled as **Change Time Zone**.

If the *Timeout* keyword is added to the test code, which ensures that tests complete within a reasonable time frame, thus reducing the likelihood of flakiness, then these test cases are labeled as **Handle Timeout**.

Static methods can help ensure consistent test behavior across multiple runs by encapsulating complex scenarios or behavior simulations, such as network failures or time delays. If there is a static method call added to the test code, then these tests are labeled as **Call Static Method**.

Lastly, if there is some change in the added or deleted lines of code that do not belong to any of the above categories, the test cases are labeled as **Miscellaneous**.

### B. Flaky Test Case Fix Category Prediction with Language Models

In this section, we describe how we use different language models for predicting the fix category of a flaky test. This prediction is useful to help developers identify the required fix, by knowing the category of fix they are supposed to implement. Though our prediction objectives are different, one of our overall modeling approaches is similar to that of FlakyCat [20].

We use two different language models i.e. CodeBERT and UniXcoder as our prediction models, respectively. In general, language models are pre-trained using self-supervised learning, on a large corpus of unlabelled data. They are then further fine-tuned using a specific, labeled dataset for different Natural Language Processing (NLP) tasks such as text classification, relation extraction, or next-sentence prediction [14]. CodeBERT and UniXcoder are pre-trained on a large-scale corpus of code from six programming languages (Java, Python, JavaScript, PHP, Ruby, and Go). They can support both a programming language and natural language processing. Both CodeBERT and UniXcoder have shown best performance for code classification tasks when compared to other pre-trained code models [15], [17]. They do not require any predefined features and take code, i.e., in our context, a flaky test code as input. These language models generate a numeric vector representation (embedding) of the input code as their output. For fine-tuning these models for the task of predicting the flaky test fix category, we use two different techniques. In the first one, we augment the models with FSL using a Siamese Network to deal with the usually small datasets of flaky tests that are labeled as such in an organization. Unlike FlakyCat that also uses FSL [20], we train our model on the dataset created following the procedure presented in section II-A, where each data item is a pair of flaky test and its fix category. Note that we do not use information from the actual fix during the inference time, since our goal is to predict the fix category for a given flaky test which has not been repaired yet. Thus in practice, only the test code is available for the model. In the second technique, we fine-tuned the models using a simple Feed Forward Neural Network (FNN) as done in earlier work for flaky test classification [17].

Note that we do not build a multi-class prediction model to deal with multiple fix categories. Instead, we build multiple binary classification models to estimate the probability of whether a test belongs to each category. This is due to the fact that flaky tests may belong to multiple fix categories. With multiple binary classifications, each fix category is treated separately, allowing the model to learn the features that are most relevant for that fix category.

1) *Converting Test Code to Vector Representation*: Prediction using language models starts with encoding inputs into a vector space. In our case, we embed test cases into a suitable vector representation using the CodeBERT and UniXcoder, respectively.

Both CodeBERT and UniXcoder take the test case code as input and convert it into a sequence of tokens. These tokens are then transformed into integer vector representations (embeddings). The test case code is tokenized using Byte-Pair Encoding (BPE) [48], which follows a segmentation algorithm that splits words into a sequence of sub-words.

Each token is then mapped to an index, based on the position and context of each word in a given input. These indices are then passed as input to the CodeBERT and UniXcoder model that generates a vector representation for each token as output. Finally, all vectors are aggregated to generate a vector called [CLS].

2) *Fine-tuning Language Models*: As discussed earlier, we have fine-tuned CodeBERT and UniXcoder independently with two different techniques. Given our limited labeled training data, which is a common situation, few shot learning approaches [58], such as the Siamese Network architecture [61], are adequate candidate solutions. Therefore, similar to existing work [20], we implemented a Siamese Network [18]–[20] that has three identical sub-networks sharing the same weights and other network parameters in their language models (CodeBERT or UniXcoder). The inputs to this Siamese Network are *anchor*, *positive* and *negative* tests, which are processed by each sub-network of the Siamese Network in parallel.

Given a category (e.g., *Change Assertion*), the anchor is a flaky test in the training dataset that belongs to the positive class of that category, e.g., is labeled as *Change Assertion*. A positive sample is another flaky test in the training dataset that belongs to the same class as the anchor (e.g., labeled again as *Change Assertion*) and is considered similar to the anchor. The negative sample is another flaky test from the dataset that belongs to a different class than that of the anchor (e.g., NOT labeled as *Change Assertion*) and is considered dissimilar to the anchor. More details about the procedure to create these samples in our experiment will be provided in Section III.

By training the Siamese Network with a specific loss function ( *Triplet Loss Function* [21]), the model learns to generate [CLS] embeddings for each anchor test case in a way that it captures the similarity between the anchor and positive examples while minimizing the similarity between the anchor and negative examples.

We use the same architecture as Akli et al [20] for each sub-network. First, it includes a linear layer of 512 neurons. To prevent model over-fitting, we then add a dropout layer to randomly eliminate some neurons from the network, by resetting their weights to zero during the training phase [22]. Lastly, we add a normalization layer before each sub-network that generates a [CLS] vector representation for the input test code of that sub-network. Figure 3 depicts the architecture of a Siamese Network where anchor, positive and negative tests share a language model and other network parameters to

update the model’s weights based on the similarity of these tests. For training both CodeBERT and UniXcoder, we use the AdamW optimizer [23] with a learning rate of  $10^{-5}$  and a batch size of two, due to available memory (8 gigabytes).

To evaluate the final trained model, following FSL, we create a support set of examples, for each prediction task. As a reminder, each prediction task here is a binary prediction of flaky tests indicating whether they belong to a fix category (positive class) or not (negative class). The support set includes a small number of examples for each class, from the training dataset. For every flaky test case in the support set classes (positive and negative classes), we first calculate their [CLS] vector embeddings. We then calculate the mean of all vector representations of the test cases in that class, to represent the centroid of that support set class.

Each flaky test in the test data is referred to as a query. To infer the class of a query, from the test data, we first calculate the vector representation of the query using the trained model. Then using the cosine similarity of the query and the centroid of the positive and negative classes, we determine to which class the query belongs. Figure 4 shows the process of predicting the class of the query using FSL.

For our second method of fine-tuning the CodeBERT and UniXcoder, we train a Feedforward Neural Network (FNN) to perform binary classification for each fix category. This process is shown in Figure 5, which differs from Flakify since they only used CodeBERT [17]. The output of the language model, i.e., the aggregated vector representation of the [CLS] token, is then fed as input to a trained FNN to classify tests into different fix categories. The FNN contains an *input* layer of 768 neurons, a *hidden* layer of 512 neurons, and an *output* layer with two neurons. Like previous work [17], we used ReLU [49] as an activation function, and a *dropout* layer [22]. Lastly, we used the *Softmax* function to compute the probability of a flaky test to belong to a given fix category.

### III. VALIDATION

In this section, we first introduce our research questions and explain the data collection procedures. Then, we discuss the experimental design and report the results.

#### A. Research Questions

The objective of this study is to predict fix categories, given a flaky test (See Section II). Therefore, we address the following research questions:

**RQ1:** How accurate is the proposed automated flaky test fix category labeling procedure?

**Motivation:** Given that there is no existing dataset of flaky tests that is labeled by fix categories, in this RQ, we validate our proposed procedure to automatically label a flaky test given its fix. A highly accurate automated procedure is quite useful since it can convert any flaky test dataset that includes fixes to an appropriate training set for building prediction models, such as those used in RQ2. In practice, it is very likely that a specific training set will need to be developed in context, thus requiring such labeling techniques.

**RQ2:** How effective are different language models, i.e., CodeBERT and UniXcoder with and without FSL, in predicting the fix category, given flaky test code?

**Motivation:** Most existing prediction models related to flaky tests try to predict flakiness. FlakyCat [20] is, however, the only approach that classifies flaky tests according to their root cause using CodeBERT and FSL. However, knowing the root cause does not directly help developers fix flakiness. This led us to investigate alternative approaches for classifying the tests according to their required fix category, which is more practical, given that these categories are based on actual fix patterns. We explore two code models as representatives of state of the art in this domain. We also study the effect of FSL with each model, since FSL is usually recommended when the training data set is small, as it is in our case.

#### B. Dataset and Data Augmentation:

To create a labeled dataset of flaky test fix categories for our study, we first analyzed various datasets of flaky tests that include fixes. Then we picked the most suited dataset and augmented it with our automatically generated labels.

1) *Existing Dataset of Flaky Test Fix Categories:* There is no publicly available dataset of flaky tests that have been labeled based on the nature of their fix. Most existing datasets for flaky tests, such as FlakeFlagger [32], have binary labels indicating their flakiness. The dataset presented in the most related work, FlakyCat [20], assigns a label to each flaky test based on the category of flakiness causes, not their fixes. Therefore, we needed to build our own labeled dataset out of an un-labeled dataset that consists of both flaky tests and their fixes. We also required a dataset that captures a sufficient variety of flaky test fixes. Previous research on flaky test repair [28] has utilized datasets that are limited in size and scope. For instance, the Flex [28] dataset comprises only 35 flaky tests, while Eck et al proposed a study based on the Mozilla database of flaky tests [29] where they analyzed 200 flaky tests that were repaired by developers. Another example is the ShowFlakes dataset [2] that includes 75 commits from 31 Python projects. However it only includes 20 flaky tests where the root cause is in the test code (the flakiness can be removed by only editing the test code). The iPFlakies and iFixFlakies datasets [30], [31] are larger in size compared to previous datasets, but the root cause of flakiness in these datasets depends on the order in which the tests are executed and does not lie on the test code logic.

The largest relevant dataset available publicly is the International Dataset of Flaky Tests (IDOFT)<sup>2</sup>, which is a notable dataset containing 1,263 fixed flaky tests from 172 Java projects. However, only 829 of these fixes were accepted (that is, the pull requests to fix these flaky tests on GitHub were accepted by the original developers of the tests). Among these 829 accepted fixes, we found that only 455 tests had been fixed by only changing the test code, which is the focus of our approach. The remaining 374 tests had been fixed by modifying the test configuration, changing the order of test case execution, or

<sup>2</sup><https://mir.cs.illinois.edu/flakytests>

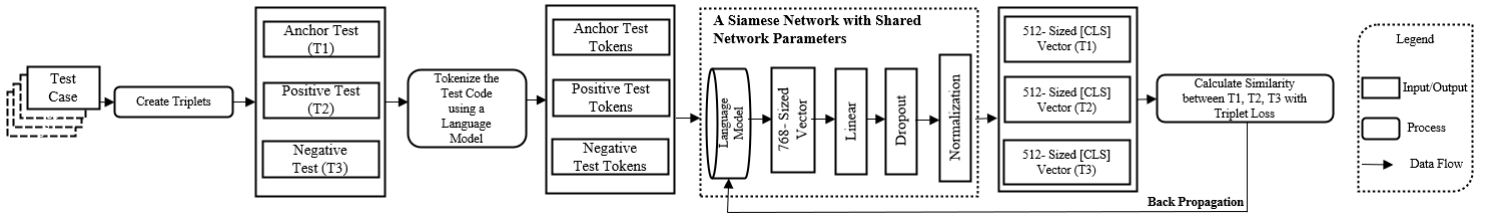


Fig. 3: Training of a Siamese Network with a Shared Language Model and Network Parameters

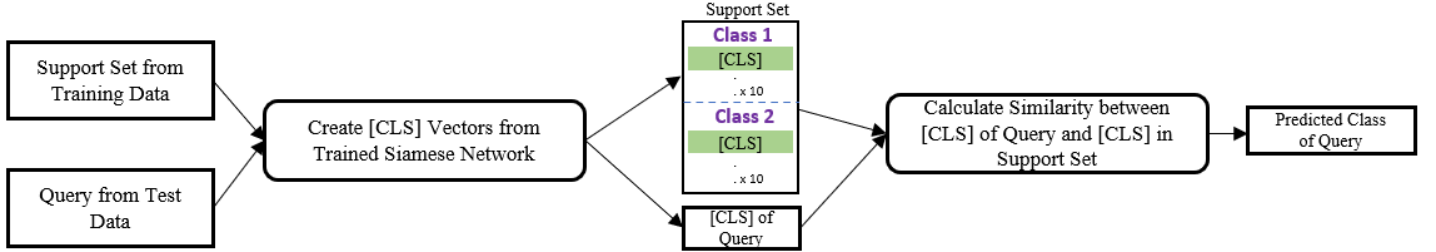


Fig. 4: Predicting Class of Query Test Case Using Few Shot Learning and Trained Siamese Network

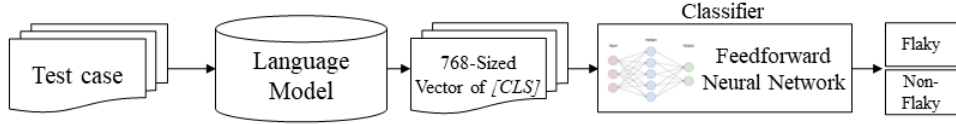


Fig. 5: Fine-tuning Language Model for classifying tests into different fix categories [17]

fixing production code. As a result, our final dataset consists of 455 flaky tests and their corresponding fixes from the IDOFT dataset. This dataset is the largest available source of flaky tests that can be fixed by modifying only the test code. The tests come from 96 different projects, providing a wide variety of test cases, which is beneficial to the generalizability of our prediction models.

2) *labeled Dataset*: To create the labeled dataset out of the IDOFT dataset, we followed the procedure (heuristics) discussed in Section II and labeled each flaky test automatically. Our dataset is publicly available in our replication package [64], which can be accessed online. The resulting labeled dataset is unbalanced with respect to the distribution of tests across fix categories. Though, in our prediction phase, one of our fine-tuning approaches, is the Few-Shot learning approach to handle the lack of data, to effectively predict the fix categories, we still need a minimum number of test cases per category. Therefore, we selected the categories with at least 30 tests as our training set. As a result, our labeled dataset consists of the top seven fix categories outlined in Table I for training our model. Since a flaky test may be associated with multiple fix categories, we have transformed our multi-label dataset into seven distinct bi-labeled sets, one per category. In each of the seven sets, the positive class includes tests that belong to the corresponding fix category and the negative class includes all the other tests. This allows us to treat the problem of predicting each label (category) as a separate binary classification problem.

3) *Data Augmentation*: We investigated language models with and without using FSL. Without FSL, we fine-tuned the language models with an FNN as discussed in Section II. For this, we used random oversampling [39], [17], which adds random copies of the minority class to our training dataset, which otherwise would be imbalanced (few positive examples).

For fine-tuning language models with a Siamese Network, a triplet loss function, and FSL, similar to FlakyCat [20], we employed data augmentation [37], [62] to address the problem of having a limited training dataset. Specifically, we synthesize additional valid triplets for training, by creating  $\langle \text{anchor}, \text{positive}, \text{and negative} \rangle$  tests for each flaky test in the training data. This will increase the training samples. For example, if the original training dataset has 20 samples, data augmentation will potentially create 20 new positive samples and 20 new negative samples, resulting in a total of 60 training samples. For each triplet per category, the positive test must belong to the positive class (same as the anchor test), while the negative test must belong to the negative class. To synthesize additional positive and negative tests, we mutate the test code by replacing the test names and changing the values of variables (integers, strings, and Boolean values) with randomly generated values that are similar to the original ones from the training set. For example, if the test name of the test case in the training set is *postFeedSerializationTest*, we create a new test case (and label it as belonging to the same class) and call it *postFeedSerializationTest\_xacu4*. Similarly in the same test case, the value of an integer variable 'access point' is

changed from '1' to '8967'. The string value is replaced from 'AMAZON-US-HQ' to 'AMAZON-"RZjqJ"-HQ'. We make sure there is no duplicate test created in this process and retain all flakiness-related statements in the code. We thus produce enough samples to form the triplets (a set of anchor, positive and negative tests) required for this fine-tuning procedure.

### C. Experimental Design

1) *Baseline*: Automatically defining different categories of flaky test fixes using only test code and then labeling flaky tests accordingly is a task that has not yet been performed. Previous studies have either analyzed the causes of flakiness [20] or manually identified the fix for flaky tests [2]. To design our experiment, we only focused on code models as our predictive models. As our technique is a black box (only accesses test code), we cannot compare it with traditional machine-learning classifiers, which require pre-defined sets of features such as execution history, coverage information in production code, and static production code features [17]. Only relying on predefined static features from test code is challenging. These features may not capture all the semantics of the code that contribute towards flakiness and may not be good indicators to predict fix categories. Lastly defining good features is not an easy task and requires feature engineering [63]. Whereas we aim to develop a solution that is feasible and practical, so the developers just pass the test code directly to a model as input and get information on their fix category, rather than going through the process of defining features.

We excluded traditional sequence learning models, such as a basic RNN or LSTM model, as baselines, since they are not pre-trained like code models. Hence, they require large datasets to train their many parameters to avoid over-fitting [40], [41].

Therefore, we evaluated our idea using two SOTA language models: CodeBERT and UniXcoder, both with and without FSL. FSL has been recommended in previous work for small datasets (e.g., in [20] for flakiness root-cause prediction), but has not been compared with the base model without FSL. Thus we also included this experiment.

2) *Training and Testing Prediction Models*: To evaluate the performance of our model, we employed a stratified 4-fold cross-validation procedure to ensure unbiased train-test splitting. This procedure involves dividing the dataset into four equal parts, with three parts allocated for training the model and one part held out as the test set. Moreover, to prevent over-fitting and under-fitting during model's training, we employed a validation split, which consists of 30% of the training data. This validation dataset is used for fine-tuning language models using FNN and a Siamese Network. We deliberately did not use a higher number of folds since for smaller categories that would not leave enough samples in the train and test sets. For instance, the *Change Data Format* fix category has only thirty-three positive examples, which would lead to only three positive examples in each fold of a 10-fold cross-validation.

3) *Evaluation Metrics*: To assess the effectiveness of our approach, we employed standard evaluation metrics, including precision, recall, and F1-Score, which have been widely used

in previous studies of ML-based solutions for flaky tests [17], [20], [32]–[34]. In our case, precision is of utmost importance, and we emphasize its role in our results. In practical terms, once a fix category is predicted for a flaky test, such as *Change Assertion*, developers can confidently proceed with fixing the issue by focusing on the code statements matching the category, e.g., by modifying the assertion type used. Accurately predicting the correct fix category is therefore critical since attempting to fix a test incorrectly can result in wasted time and resources [35] and may even cause additional failures in the test suite [36], [55].

Lastly, we used Fisher's Exact test [38] to assess whether there was a significant difference in performance among the four independent experiments for all seven fix categories.

### D. Results

1) *RQ1 Results*: To start, 100 test cases were independently labeled by two researchers. Disagreements between them were eventually resolved with multiple rounds of discussion to finalize the fix categories that are used by the automated labeling tool.

To evaluate the labeling accuracy of our automated tool, we took another set of 100 flaky tests and obtained their fix category labels from the tool. The same two researchers then manually labeled these tests, enabling us to calculate the accuracy of our automated labeling tool. We found that the tool had an accuracy of **97%**, with only three tests being mislabeled with multiple fix categories, including the correct one.

**RQ1 summary:** An automated labeling system for flaky tests is evaluated and yields an accuracy of 97% in correctly labeling a second set of 100 tests with various fix categories. Having an automated and accurate labeling tool is essential for this study, future research, and in practice when building such prediction models in context.

2) *RQ2 Results*: Table II presents the prediction results for all seven categories of flaky test fixes using four distinct approaches, namely CodeBERT and UniXcoder, fine-tuned with Siamese Networks or FNN. In the former case, we evaluated both language models using Few-Shot Learning (FSL).

UniXcoder with FSL demonstrated superior performance in the *Change Assertion*, *Change Data Structure*, and *Reset variable* categories, with precisions of 93%, 90%, and 96%, respectively, outperforming the other three approaches. Conversely, CodeBERT without FSL showed slightly better results for the *Handle Exception* category, with 100% precision and recall, though the difference with UniXcoder is not significant. For the *Change Condition* category, UniXcoder with FSL exhibited high performance with 86% precision and recall rates, while CodeBERT without FSL achieved a precision of 91%, albeit with a low recall of 57%. Finally, in the *Change Data Format* and *Reorder Data* categories, UniXcoder without FSL outperformed all other approaches with precision of 100% and 89%, and recall of 94% and 98%, respectively.

The *Change Data Format*, *Handle Exception*, *Reset Variable*, and *Change Assertion* categories were the easiest for all four approaches to classify, with an average (across all approaches) precision score of 99%, 98%, 95%, and 92%, respectively. This is likely due to the high frequency of common keywords in test code for exception handling, assert statements, and resetting the variable. In the case of the *Change Data Format* category, the model looks for a long complicated string that is being passed to a function. These strings are easier for the model to identify because we observed that all the flaky tests mapped to this category contain a long complicated string that needs to be addressed to remove flakiness. While all four models perform well for most of the fix categories, a few exceptions were observed. Further details about the model mispredictions are discussed in Section IV.

The overall results presented in Table II suggest that, for most of the fix categories, UniXcoder outperforms CodeBERT significantly (Fisher’s Exact test with  $\alpha = 0.05$ ). Moreover, FSL did not significantly improve UniXcoder’s performance due to the limited dataset with only a small number of positive instances for most fix categories, which hindered the model’s ability to learn more.

**RQ2 summary:** UniXcoder outperformed CodeBERT for predicting most of the fix categories, with higher precision and F-1 Score. The use of FSL does not significantly improve the prediction results of UniXcoder.

Metric	Precision (%)				Recall (%)				F1 (%)			
	CB	CB with FSL	UC	UC with FSL	CB	CB with FSL	UC	UC with FSL	CB	CB with FSL	UC	UC with FSL
CA	83	92	89	<b>93</b>	83	75	<b>85</b>	<b>85</b>	83	83	87	<b>89</b>
CDS	70	76	82	<b>90</b>	75	71	76	<b>81</b>	72	74	79	<b>86</b>
HE	<b>100</b>	95	<b>100</b>	95	<b>100</b>	88	98	90	<b>100</b>	91	99	93
RV	96	91	<b>97</b>	96	<b>96</b>	95	92	<b>96</b>	<b>96</b>	93	95	<b>96</b>
CC	<b>91</b>	84	86	74	57	70	<b>86</b>	70	70	76	<b>86</b>	72
RD	81	80	89	<b>90</b>	94	88	<b>98</b>	88	87	84	<b>93</b>	89
CDF	<b>100</b>	97	<b>100</b>	<b>100</b>	90	<b>97</b>	94	90	95	<b>97</b>	96	95

TABLE II: Comparison of the prediction results for each fix category using CodeBERT (CB) and UniXcoder (UC), both with and without FSL. UniXcoder with and without FSL outperforms CodeBERT with higher precision for Change Assertion (CA), Change Data Structure (CDS), Reset Variable (RV), Change Condition (CC), Reorder Data (RD) and Change Data Format (CDF) fix categories. CodeBERT without FSL shows slightly better recall for Handle Exception (HE) with the same precision as UniXcoder. The highest value per metric for each fix category is highlighted.

#### IV. DISCUSSION

##### A. Qualitative analysis of the model’s prediction results

To gain a deeper understanding of the model’s performance, we have conducted a qualitative analysis of multiple flaky tests from various fix categories. However, due to space limitations, in this section, we only discuss three sample test cases and their predictions using one approach (UniXcoder with FSL). The longer list of analyzed cases and their discussion is provided

in the replication package [64]. We specifically target one True Positive (TP) and one False Negative (FN) where the fixes are from the same category, to give the reader an intuitive understanding of how these models can predict the flaky fix categories. We also show a sample False Positive (FP), since the FP analysis is specifically important in our case. That is due to the fact that every FP case wastes the developers’ time, who are following our suggestion. Therefore, low precision directly affects the practicality of the proposed approach.

Figure 6 shows an example test that is correctly predicted as *Change Data Structure* fix category (TP). On line 2 of this test code, **HashMap** is used, which can cause flakiness, as discussed in Section II. Our model correctly predicts the category and suggests replacing **HashMap** with **LinkedHashMap**. In contrast, the test code in Figure 7 (top) is an example where the model is unable to predict the correct fix category (FN). As discussed earlier, this test code does not follow the pattern of flaky statements for this fix category and does not contain any specific keywords, such as Hash, Map or Set. To further understand the issue, we examined the developer’s fix of this test, as shown in Figure 7 (bottom). We found that the developer initialized new data structures **HashSet** on code lines 4 and 6, which resulted in labeling this test with the *Change Data Structure* category by our automated labeling tool. However, since there is no specific data structure in the flaky code that needs to be replaced, the model could not predict the correct fix category, by analyzing only the flaky test code and not the fix. In general, we do not have many examples of FP cases (13 tests on average for each of the four approaches we have used), which is one of the strengths of our proposed solution. One sample FP test code is shown in Figure 8. This test was incorrectly classified as a *Change Assertion* where no change in the assertion type is actually needed. A potential reason for the misclassification can be related to the long string passed to the assert statement in the code. The pattern of using the long string is likely similar to cases where flakiness has occurred and the assertion has changed to a more customized assertion with shorter inputs. But in this case this was not a cause for flakiness and thus was not changed. However, though the recommendation was a FP, suggesting a Change Assert fix might not be a bad idea after all, not as a fix but as a refactoring to create more maintainable tests.

To summarize, we can conclude that the models are correctly learning the patterns that exist in the test code and, in most cases, FP or FN are simply due to lack of data where, without the actual fix or other sources of information about the bug, correct prediction is not possible.

##### B. How can it work in practice?

A valid question to ask is how do we envision this approach to be used in practice? We see our proposed framework as supporting semi-automated test repair. In other words, when flakiness is detected (either manually or automatically by other tools), the developer can run our tool to receive recommendations on the fix category per flaky test case. The fix categories are defined in a way that they help the developer

```

1 @Test public void testFetchToAttributesWithStringValues(){
2     final Map<String,String> cells=new HashMap<>();
3     cells.put("cq1","val1");
4     cells.put("cq2","val2");
5     final long ts1=123456789;
6     hBaseClientService.addResult("row1",cells,ts1);
7     runner.setProperty(FetchHBaseRow.AUTHORIZATIONS,"");
8     runner.setProperty(FetchHBaseRow.TABLE_NAME,"table1");
9     runner.setProperty(FetchHBaseRow.ROW_ID,"row1");
10    runner.setProperty(FetchHBaseRow.DESTINATION,FetchHBaseRow.DESTINATION_A
TTRIBUTES);
11    runner.enqueue("trigger flow file");
12    runner.run();
13    runner.assertTransferCount(FetchHBaseRow.REL_FAILURE,0);
14    runner.assertTransferCount(FetchHBaseRow.REL_SUCCESS,1);
15    runner.assertTransferCount(FetchHBaseRow.REL_NOT_FOUND,0);
16    final MockFlowFile flowFile=runner.getFlowFilesForRelationship(FetchHBas
eRow.REL_SUCCESS).get(0);
17    flowFile.assertAttributeEquals(FetchHBaseRow.HBASE_ROW_ATTR,"{"row
\\: \"row1\", \"cells\": [\" + \"{\\\"fam\\\":\\\"nifi\\\",\\\"qual\\\":\\\"cq1\\\",\\\"val
\\: \"val1\\\",\\\"ts\\\": \" + ts1 + \",\" + \"{\\\"fam\\\":\\\"nifi\\\",\\\"qual\\\":\\\"cq2
\\\",\\\"val\\\":\\\"val2\\\",\\\"ts\\\": \" + ts1+ \"}\"}]);
18    Assert.assertEquals(1,hBaseClientService.getNumScans());
19 }

```

Fig. 6: Flaky test example with correct mapping to Change Data Structure fix category

```

1 @Test public void testInternalTransfersByRouteIfRouteSpecific(){
2     List<Transfer> transfersToStop=sampleFeed.getTransfersToStop("BEATTY_AIR
PORT","AB");
3     assertEquals(5,transfersToStop.size());
4     assertEquals("AB",transfersToStop.get(0).from_route_id);
5     assertEquals("FUNNY_BLOCK_AB",transfersToStop.get(1).from_route_id);
6     assertEquals("STBA",transfersToStop.get(2).from_route_id);
7     assertEquals("AAHV",transfersToStop.get(3).from_route_id);
8     assertEquals("ABFBC",transfersToStop.get(4).from_route_id);
9 }

```

(a) Flaky Test

```

1 @Test public void testInternalTransfersByRouteIfRouteSpecific(){
2     List<Transfer> transfersToStop=sampleFeed.getTransfersToStop("BEATTY_AIR
PORT","AB");
3     assertEquals(5,transfersToStop.size());
4     Set<String> actualIds=new HashSet<>();
5     transfersToStop.forEach((route) -> actualIds.add(route.from_route_id));
6     Set<String> expectedIds=new HashSet<>(Arrays.asList("AB","FUNNY_BLOCK_A
B","STBA","AAHV","ABFBC"));
7     assertEquals(expectedIds,actualIds);
8 }

```

(b) Fixed Flaky Test

Fig. 7: Flaky test from Change Data Structure fix category (Top) and its developer repair (Bottom)

focus on the underlying issues faster, compared to investigating the root causes from scratch. The tool can also be integrated with flaky test prediction tools and provide a prediction and fix category recommendation together. These tool can also be part of a CI/CD pipeline so that they will be triggered anytime a flaky test is added to a test suite, without the developers' explicit command. Finally, the framework is ready to be extended not only with better and more complete fix category predictions in the future if more projects or flaky tests are added to the dataset, but also the classification model can potentially be replaced with a fully automated test repair model that generates the fix given a flaky test.

## V. THREATS TO VALIDITY

### A. Construct Threats

Construct threats to validity are concerned with the extent to which our analyses measure what we claim to be analyzing. In our study, we attempted to automate the labeling process of flaky tests with various categories of fixes by creating a set of

heuristics that rely on keywords from the *diff* of flaky tests and their fixed version. However, these heuristics may not be perfect and lead to incorrect labeling, for example, if we miss relevant keywords. To ensure that the tool labels the tests in the same way a human would analyze them manually, we manually analyzed the tests before and after the automated labeling process. We have made our developed tool for the labeling process publicly available in our replication package [64]. While with our prediction model, we give developers guidance on what to look for when attempting to fix a flaky test, it is not a comprehensive fix, and a single flaky test case may require more fix categories than what we have defined and predicted.

### B. Internal Threats

Internal threats to validity refer to the potential for drawing incorrect conclusions from our experimental results. We used language models with token length limits of 510 for CodeBERT and 1022 for UniXcoder, which may truncate the source code of some test cases and result in information loss. In our dataset, 49 tests (11% of the total 455 flaky tests) exceed the token size limit of 510 tokens, whereas 17 tests (4%) exceed 1022 tokens. This could potentially impact the accuracy of our prediction results, especially for those fix categories where we have limited positive examples. Further research should investigate the extent to which this limitation may affect the outcomes of our study. We did not conduct a per-project analysis in our study due to the limited number of positive instances for all categories of fixes and the large number of projects in our dataset (96). This implies that for each flaky test in a test set, very few flaky tests from the same project are used in the training set, especially for a specific category.

### C. External Threats

External validity threats pertain to the generalizability of study outcomes. To ensure the tests marked as fixed in the IDOFT dataset are indeed fixed and no longer exhibit flakiness, we solely used the developer-approved fixed tests from the IDOFT GitHub repository. Furthermore, we created an automated labeling tool and heuristics for Java tests. We have not evaluated our tool on other programming languages but our tool can be adapted for other languages and new projects by incorporating new keywords and rules. Additionally, CodeBERT and UniXcoder are both pre-trained on multiple programming languages.

## VI. RELATED WORK

In this section, we provide a short overview of the most related work to predicting flaky test fix categories. There are two areas of research that we deliberately exclude, given the space limitation, since they are less related to our study. The first category that we do not include is generic program repair studies [50]. Although, fixing test code can be seen as a similar task to program repair, there are fundamental differences between the two areas. This is mainly due to the patterns of fixes. A generic code repair can come in many flavors and patterns and thus predicting a category of fix would

```

1 @Test public void testGenerateSearchWeightString(){
2   Map<String,Integer> fields=new HashMap<>();
3   fields.put("one",10);
4   fields.put("two",1);
5   fields.put("three",15);
6   String generatedString=AtlasJanusGraphIndexClient.generateSearchWeightString(fields);
7   Assert.assertEquals(generatedString," one^10 two^1 three^15");
8 }

```

Fig. 8: Flaky test example where model incorrectly maps it with Change Assertion fix category

not be feasible or accurate. In addition, there are far more data available for generic program repair (literally any code fix in GitHub) than for fixing flakiness, which requires repairing a flaky test case. Therefore, we do not discuss individual papers that study generic program repair. The second category that we exclude here are studies that analyze test smells and their patterns [51]. Although these works are more relevant since they are about issues in the test code, given that they are again generic and not related to flakiness, we exclude them.

The first set of relevant papers to our study is program repair studies that are specifically working on categories or taxonomies of fixes or fix patterns. Although they are not about flaky test fixes and not even about test cases, these studies have nevertheless a similar problem to solve: categorizing code fixes or causes and predicting them. Ni et al [57] proposed an approach to classify bug fix categories using a Tree-based Convolutional Neural Network (TBCNN). To do so, they used the *diff* of the source code before and after the fix at the Abstract Syntax Tree (AST) level to construct fix trees as input for TBCNN. However, this technique is not useful since our objective is to develop a classifier for fix categories that only use flaky test code to make predictions, without relying on the repaired versions or production code.

Predicting the cause of flakiness is another category that is relevant to our work. Akli et al. proposed a novel approach [20] for classifying flaky tests based on their root cause category using CodeBERT and FSL. They manually labeled 343 flaky tests with 10 different categories of flaky test causes suggested by Luo et al [1] and Eck et al [29]. However, they reported the prediction results for only four categories of causes, namely Async wait, Concurrency, Time, and Unordered collection, as they lacked sufficient positive examples to train an ML-based classifier for the other categories. They achieved the highest prediction results for the Unordered collection cause, with a precision of 85% and a recall of 80%. In a recent survey on flaky tests [53], Parry et al. mapped three different causes of flakiness with their potential repairs. For instance, they suggested adding or modifying assertions in the test code to fix the flakiness caused by concurrency. Predicting fix categories provides developers with a specific direction for modifying the code. Knowing that concurrency is causing flakiness in a given test is not as useful to developers as they do not know which part of the code is causing the issue. However, knowing that changing assertions can eliminate flakiness gives them more practical guidance. Other researchers presented studies [12],

[54] to identify flakiness causes, impacts, and existing strategies to fix flakiness. However, none of them attempted to categorize the tests based on their fixes.

Research on fixing flakiness and categorizing fix categories is still in its early stages, with much of the work focused on fixing order-dependent flaky tests. For example, iPFlakies [30] and iFixFlakies [31] propose methods for addressing order-dependent flakiness, while Flex [28] automates the repair of flaky tests caused by algorithmic randomness in ML algorithms. Parry et al. [2] proposed a study in which different categories of flaky test fixes were defined and 75 flaky commits were categorized based on these categories. However, the categorization was performed through manual inspection of the commits, code diffs, developer comments, and other linked issues outside the scope of the test code. In another study of flaky tests in the Mozilla database [29], 200 flaky tests were categorized based on their origin (i.e., the root cause of the flakiness, whether in the source or test code) and developers' efforts to fix them. The need for automated fixing of flaky tests and conducting quick small repairs was strongly suggested in a recent survey on supporting developers in addressing test flakiness [55]. Our study aims to address these gaps by developing an automated solution to categorize flaky tests based on well-defined fix categories, relying exclusively on test code, providing practical guidance for repair. We also provide a way to automatically label flaky tests with fix categories in order to train context-specific prediction models.

## VII. CONCLUSION AND FUTURE WORK

In this paper, we proposed a framework to categorize flaky tests according to practical fix categories based exclusively on test code. The goal is to provide practical guidance by helping the developer focus on the right issues. Given the limited availability of open-source datasets for flaky test research, our generated labeled data can also be valuable for future research, particularly for ML-based prediction and resolution of flaky tests. Lastly, we evaluated two language models, CodeBERT and UniXcoder, with and without Few-Shot Learning, and found that the UniXcoder model outperformed CodeBERT in predicting most fix categories. Lastly, the use of Siamese Network-based FSL for fine-tuning UniXcoder does not increase its performance significantly.

In the future, we plan to build a larger dataset of flaky test cases and their fixes, which is a requirement for different generative code models like Codex [59] or CodeT5 [60]. This dataset will help in training a model to generate a fixed flaky

test when a flaky test is passed as an input. Additionally, a significant percentage of flaky tests may stem from problems in the source code, which cannot be addressed by black-box models. Therefore, in the future, we need to develop lightweight and scalable approaches for accessing and fixing the source code when dealing with test flakiness.

#### ACKNOWLEDGEMENT

This work was supported by a research grant from Huawei Technologies Canada, Mitacs Canada, as well as the Canada Research Chair and Discovery Grant programs of the Natural Sciences and Engineering Research Council of Canada (NSERC). The experiments conducted in this work were enabled in part by WestGrid (<https://www.westgrid.ca>) and Compute Canada (<https://www.computecanada.ca>).

#### REFERENCES

- [1] Luo, Q., Hariri, F., Eloussi, L., & Marinov, D. (2014, November). An empirical analysis of flaky tests. In *Proceedings of the 22nd ACM SIGSOFT international symposium on foundations of software engineering* (pp. 643-653).
- [2] Parry, O., Kapfhammer, G. M., Hilton, M., & McMinn, P. (2022, May). What do developer-repaired Flaky tests tell us about the effectiveness of automated Flaky test detection?. In *Proceedings of the 3rd ACM/IEEE International Conference on Automation of Software Test* (pp. 160-164).
- [3] Wing Lam, Reed Oei, August Shi, Darko Marinov, and Tao Xie. iDFlakies: A framework for detecting and partially classifying flaky tests. In *2019 12th IEEE conference on software testing, validation and verification (icst)*, pages 312–322. IEEE, 2019.
- [4] Anjiang Wei, Pu Yi, Tao Xie, Darko Marinov, and Wing Lam. Probabilistic and systematic coverage of consecutive test-method pairs for detecting order-dependent flaky tests. In *International Conference on Tools and Algorithms for the Construction and Analysis of Systems*, pages 270–287. Springer, 2021.
- [5] Wing Lam, Stefan Winter, Anjiang Wei, Tao Xie, Darko Marinov, and Jonathan Bell. A large-scale longitudinal study of flaky tests. *Proceedings of the ACM on Programming Languages*, 4(OOPSLA):1–29, 2020.
- [6] Wing Lam, Stefan Winter, Angello Astorga, Victoria Stodden, and Darko Marinov. Understanding reproducibility and characteristics of flaky tests through test reruns in Java projects. In *2020 IEEE 31st International Symposium on Software Reliability Engineering (ISSRE)*, pages 403–413. IEEE, 2020.
- [7] Wing Lam, August Shi, Reed Oei, Sai Zhang, Michael D Ernst, and Tao Xie. Dependent-test-aware regression testing techniques. In *Proceedings of the 29th ACM SIGSOFT International Symposium on Software Testing and Analysis*, pages 298–311, 2020.
- [8] August Shi, Wing Lam, Reed Oei, Tao Xie, and Darko Marinov. iFixFlakies: A framework for automatically fixing order-dependent flaky tests. In *Proceedings of the 2019 27th ACM Joint Meeting on European Software Engineering Conference and Symposium on the Foundations of Software Engineering*, pages 545–555, 2019.
- [9] Han, Y., Cao, Y., Wang, Z., Xiong, Y., & Yu, H. (2021). DeepFlaky: Predicting flaky tests using deep learning. *Journal of Systems and Software*, 171, 110856.
- [10] Gao, J., Wang, R., Zhang, W., & Wu, L. (2020). PMA: A large-scale dataset for practical malware analysis. *IEEE Transactions on Information Forensics and Security*, 15, 2675-2690. doi: 10.1109/TIFS.2020.2994955
- [11] Böhme, M., & Pham, V. T. (2017). The directed automated random testing tool. *IEEE Transactions on Software Engineering*, 43, 985-1004. doi: 10.1109/TSE.2017.2658744
- [12] Zheng, W., Liu, G., Zhang, M., Chen, X., & Zhao, W. (2021, March). Research progress of flaky tests. In *2021 IEEE International Conference on Software Analysis, Evolution and Reengineering (SANER)* (pp. 639-646). IEEE.
- [13] Krejcie, R. V., & Morgan, D. W. (1970). Determining sample size for research activities. *Educational and psychological measurement*, 30(3), 607-610.
- [14] Feng, Z., Guo, D., Tang, D., Duan, N., Feng, X., Gong, M., ... & Zhou, M. (2020). Codebert: A pre-trained model for programming and natural languages. *arXiv preprint arXiv:2002.08155*.
- [15] Niu, C., Li, C., Ng, V., Chen, D., Ge, J., & Luo, B. (2023). An Empirical Comparison of Pre-Trained Models of Source Code. *arXiv preprint arXiv:2302.04026*.
- [16] Wu, Yonghui, et al. "Google's neural machine translation system: Bridging the gap between human and machine translation." *arXiv preprint arXiv:1609.08144* (2016).
- [17] Fatima, S., Ghaleb, T. A., & Briand, L. (2022). Flakify: A black-box, language model-based predictor for flaky tests. *IEEE Transactions on Software Engineering*.
- [18] Mueller, J., & Thyagarajan, A. (2016, March). Siamese recurrent architectures for learning sentence similarity. In *Proceedings of the AAAI conference on artificial intelligence* (Vol. 30, No. 1).
- [19] Koch, G., Zemel, R., & Salakhutdinov, R. (2015, July). Siamese neural networks for one-shot image recognition. In *ICML deep learning workshop* (Vol. 2, No. 1).
- [20] Akli, A., Haben, G., Habchi, S., Papadakis, M., & Traon, Y. L. (2022). Predicting Flaky Tests Categories using Few-Shot Learning. *arXiv preprint arXiv:2208.14799*.
- [21] Schroff, F., Kalenichenko, D., & Philbin, J. (2015). Facenet: A unified embedding for face recognition and clustering. In *Proceedings of the IEEE conference on computer vision and pattern recognition* (pp. 815-823).
- [22] alma El Anigri, Mohammed Majid Himmi, and Abdelhak Mahmoudi. How BERT's dropout fine tuning affects text classification? In *International Conference on Business Intelligence*, pages 130–139. Springer, 2021.
- [23] Zhewei Yao, Amir Gholami, Sheng Shen, Mustafa Mustafa, Kurt Keutzer, and Michael W Mahoney. ADAHESSIAN: An adaptive second order optimizer for machine learning. *arXiv preprint arXiv:2006.00719*, 2020
- [24] Marston, M., & Dees, I. (2017). Effective testing with RSpec 3: build Ruby apps with confidence. *Effective Testing with RSpec 3*, 1-275.
- [25] Koskela, L. (2013). *Effective unit testing: A guide for Java developers*. Simon and Schuster.
- [26] Meszaros, G. (2007). *xUnit test patterns: Refactoring test code*. Pearson Education
- [27] Osherove, R. (2013). *The Art of Unit Testing: with examples in C*. Simon and Schuster
- [28] Dutta, S., Shi, A., & Misailovic, S. (2021, August). Flex: fixing flaky tests in machine learning projects by updating assertion bounds. In *Proceedings of the 29th ACM Joint Meeting on European Software Engineering Conference and Symposium on the Foundations of Software Engineering* (pp. 603-614).
- [29] Eck, M., Palomba, F., Castelluccio, M., & Bacchelli, A. (2019, August). Understanding flaky tests: The developer's perspective. In *Proceedings of the 2019 27th ACM Joint Meeting on European Software Engineering Conference and Symposium on the Foundations of Software Engineering* (pp. 830-840).
- [30] Wang, R., Chen, Y., & Lam, W. (2022, May). iPFlakies: a framework for detecting and fixing python order-dependent flaky tests. In *Proceedings of the ACM/IEEE 44th International Conference on Software Engineering: Companion Proceedings* (pp. 120-124).
- [31] Shi, A., Lam, W., Oei, R., Xie, T., & Marinov, D. (2019, August). iFixFlakies: A framework for automatically fixing order-dependent flaky tests. In *Proceedings of the 2019 27th ACM Joint Meeting on European Software Engineering Conference and Symposium on the Foundations of Software Engineering* (pp. 545-555).
- [32] Alshammari, A., Morris, C., Hilton, M., & Bell, J. (2021, May). Flakeflagger: Predicting flakiness without rerunning tests. In *2021 IEEE/ACM 43rd International Conference on Software Engineering (ICSE)* (pp. 1572-1584). IEEE.
- [33] Pinto, G., Miranda, B., Dissanayake, S., d'Amorim, M., Treude, C., & Bertolino, A. (2020, June). What is the vocabulary of flaky tests?. In *Proceedings of the 17th International Conference on Mining Software Repositories* (pp. 492-502).
- [34] Camara, B. H. P., Silva, M. A. G., Endo, A. T., & Vergilio, S. R. (2021, May). What is the vocabulary of flaky tests? an extended replication. In *2021 IEEE/ACM 29th International Conference on Program Comprehension (ICPC)* (pp. 444-454). IEEE.
- [35] Micco, J. (2016). Flaky tests at Google and how we mitigate them. [Online] <https://testing.googleblog.com/2016/05/flaky-tests-at-google-and-how-we.html>.

- [36] Habchi, S., Haben, G., Papadakis, M., Cordy, M., & Le Traon, Y. (2022, April). A qualitative study on the sources, impacts, and mitigation strategies of flaky tests. In 2022 IEEE Conference on Software Testing, Verification and Validation (ICST) (pp. 244-255). IEEE.
- [37] Shorten, C., Khoshgoftaar, T. M., & Furht, B. (2021). Text data augmentation for deep learning. *Journal of big Data*, 8, 1-34.
- [38] Raymond, M., & Rousset, F. (1995). An exact test for population differentiation. *Evolution*, 1280-1283.
- [39] Branco, P., Torgo, L., & Ribeiro, R. P. (2016). A survey of predictive modeling on imbalanced domains. *ACM computing surveys (CSUR)*, 49(2), 1-50.
- [40] Pascanu, R., Mikolov, T., & Bengio, Y. (2013, May). On the difficulty of training recurrent neural networks. In International conference on machine learning (pp. 1310-1318). Pmlr.
- [41] Collobert, R., Weston, J., Bottou, L., Karlen, M., Kavukcuoglu, K., & Kuksa, P. (2011). Natural language processing (almost) from scratch. *Journal of machine learning research*, 12(ARTICLE), 2493-2537.
- [42] Fallahzadeh, E., & Rigby, P. C. (2022, May). The impact of flaky tests on historical test prioritization on chrome. In Proceedings of the 44th International Conference on Software Engineering: Software Engineering in Practice (pp. 273-282).
- [43] Cordy, M., Rwemalika, R., Papadakis, M., & Harman, M. (2019). Flakime: Laboratory-controlled test flakiness impact assessment. A case study on mutation testing and program repair. *arXiv preprint arXiv:1912.03197*.
- [44] Harry, B. (2019). How we approach testing VSTS to enable continuous delivery.
- [45] Wei, A., Yi, P., Li, Z., Xie, T., Marinov, D., & Lam, W. (2022, May). Preempting flaky tests via non-idempotent-outcome tests. In Proceedings of the 44th International Conference on Software Engineering (pp. 1730-1742).
- [46] Parry, O., Kapfhammer, G. M., Hilton, M., & McMinn, P. (2022, May). Surveying the developer experience of flaky tests. In Proceedings of the 44th International Conference on Software Engineering: Software Engineering in Practice (pp. 253-262).
- [47] Guo, D., Lu, S., Duan, N., Wang, Y., Zhou, M., & Yin, J. (2022). UniXcoder: Unified cross-modal pre-training for code representation. *arXiv preprint arXiv:2203.03850*.
- [48] Sennrich, R., Haddow, B., & Birch, A. (2015). Neural machine translation of rare words with subword units. *arXiv preprint arXiv:1508.07909*.
- [49] Agarap, A. F. (2018). Deep learning using rectified linear units (relu). *arXiv preprint arXiv:1803.08375*.
- [50] Goues, C. L., Pradel, M., & Roychoudhury, A. (2019). Automated program repair. *Communications of the ACM*, 62(12), 56-65.
- [51] Garousi, V., & Küçük, B. (2018). Smells in software test code: A survey of knowledge in industry and academia. *Journal of systems and software*, 138, 52-81.
- [52] Parry, O., Kapfhammer, G. M., Hilton, M., & McMinn, P. (2022, April). Evaluating Features for Machine Learning Detection of Order-and Non-Order-Dependent Flaky Tests. In 2022 IEEE Conference on Software Testing, Verification and Validation (ICST) (pp. 93-104). IEEE.
- [53] Parry, O., Kapfhammer, G. M., Hilton, M., & McMinn, P. (2021). A survey of flaky tests. *ACM Transactions on Software Engineering and Methodology (TOSEM)*, 31(1), 1-74.
- [54] Lam, W., Godefroid, P., Nath, S., Santhiar, A., & Thummalapenta, S. (2019, July). Root causing flaky tests in a large-scale industrial setting. In Proceedings of the 28th ACM SIGSOFT International Symposium on Software Testing and Analysis (pp. 101-111).
- [55] Gruber, M., & Fraser, G. (2022, April). A survey on how test flakiness affects developers and what support they need to address it. In 2022 IEEE Conference on Software Testing, Verification and Validation (ICST) (pp. 82-92). IEEE.
- [56] Thung, F., Lo, D., & Jiang, L. (2012, October). Automatic defect categorization. In 2012 19th Working Conference on Reverse Engineering (pp. 205-214). IEEE.
- [57] Ni, Z., Li, B., Sun, X., Chen, T., Tang, B., & Shi, X. (2020). Analyzing bug fix for automatic bug cause classification. *Journal of Systems and Software*, 163, 110538.
- [58] Wang, Y., Yao, Q., Kwok, J. T., & Ni, L. M. (2020). Generalizing from a few examples: A survey on few-shot learning. *ACM computing surveys (csur)*, 53(3), 1-34.
- [59] Chen, M., Tworek, J., Jun, H., Yuan, Q., Pinto, H. P. D. O., Kaplan, J., ... & Zaremba, W. (2021). Evaluating large language models trained on code. *arXiv preprint arXiv:2107.03374*.
- [60] Wang, Y., Wang, W., Joty, S., & Hoi, S. C. (2021). Codet5: Identifier-aware unified pre-trained encoder-decoder models for code understanding and generation. *arXiv preprint arXiv:2109.00859*.
- [61] He, A., Luo, C., Tian, X., & Zeng, W. (2018). A twofold Siamese Network for real-time object tracking. In Proceedings of the IEEE conference on computer vision and pattern recognition (pp. 4834-4843).
- [62] Chen, Y. (2022). Enhancing zero-shot and few-shot text classification using pre-trained language models.
- [63] Verdonck, T., Baesens, B., Óskarsdóttir, M., & vanden Broucke, S. (2021). Special issue on feature engineering editorial. *Machine Learning*, 1-12.
- [64] Anonymous (2023) Black-Box Prediction of Flaky Test Fix Categories: A Study with Code Models (Replication Package). Available at: <https://figshare.com/s/47f0fb6207ac3f9e2351>.