

A Low-rank Matching Attention based Cross-modal Feature Fusion Method for Conversational Emotion Recognition

Yuntao Shou
Xi'an Jiaotong University
Xi'an, China
sytyzq@gmail.com

Xiangyong Cao*
Xi'an Jiaotong University
Xi'an, China
caoxiangyong@mail.xjtu.edu.cn

Deyu Meng
Xi'an Jiaotong University
Xi'an, China
dymeng@mail.xjtu.edu.cn

Bo Dong
Xi'an Jiaotong University
Xi'an, China
dong.bo@mail.xjtu.edu.cn

Qinghua Zheng
Xi'an Jiaotong University
Xi'an, China
qhzheng@mail.xjtu.edu.cn

ABSTRACT

Conversational emotion recognition (CER) is an important research topic in human-computer interactions. Although deep learning (DL) based CER approaches have achieved excellent performance, existing cross-modal feature fusion methods used in these DL-based approaches either ignore the intra-modal and inter-modal emotional interaction or have high computational complexity. To address these issues, this paper develops a novel cross-modal feature fusion method for the CER task, i.e., the low-rank matching attention method (LMAM). By setting a matching weight and calculating attention scores between modal features row by row, LMAM contains fewer parameters than the self-attention method. We further utilize the low-rank decomposition method on the weight to make the parameter number of LMAM less than one-third of the self-attention. Therefore, LMAM can potentially alleviate the over-fitting issue caused by a large number of parameters. Additionally, by computing and fusing the similarity of intra-modal and inter-modal features, LMAM can also fully exploit the intra-modal contextual information within each modality and the complementary semantic information across modalities (i.e., text, video and audio) simultaneously. Experimental results on some benchmark datasets show that LMAM can be embedded into any existing state-of-the-art DL-based CER methods and help boost their performance in a plug-and-play manner. Also, experimental results verify the superiority of LMAM compared with other popular cross-modal fusion methods. Moreover, LMAM is a general cross-modal fusion method and can thus be applied to other multi-modal recognition tasks, e.g., session recommendation and humour detection.

CCS CONCEPTS

• **Computing methodologies** → **Discourse, dialogue and pragmatics**; *Non-negative matrix factorization*; • **Theory of computation** → Fixed parameter tractability.

KEYWORDS

Attention, Cross-Modal Feature Fusion, Low-Rank Decomposition, Multimodal Emotion Recognition

1 INTRODUCTION

With the development of the multi-modal research field, conversational emotion recognition (CER) that utilizes three modal data (i.e., video, audio and text) to identify the speaker's emotional changes during the conversation has become a hot research topic [23]. Nowadays, CER has shown its promising performance in many practical social media scenarios. For example, in the field of intelligent recommendation, a recommendation system with emotional tendencies can recommend products that users are more interested in by identifying changes in consumers' emotions. Therefore, it is of great importance to accurately identify the speaker's emotional changes during the conversation. In the recent decade, many CER approaches have been proposed, which can be divided into two classes, i.e., traditional machine learning-based approaches and deep learning-based approaches.

For the traditional machine learning-based CER research, Bhavan et al. [1] first designed a bagged support vector machines (BSVM) method to extract features by combining support vector machines with Gaussian kernels. Chen et al. [4] further proposed an adaptive feature selection-based AdaBoost-KNN method to adaptively select the features most relevant to emotion. Seng et al. [28] proposed a rule-based machine learning method, which uses principal component analysis and least-square linear discriminant analysis to perform dimensionality reduction and feature extraction. However, these machine learning-based emotion recognition methods rely heavily on manually extracted features.

For the deep learning-based CER research, Ren et al. [26] proposed a latent relation-aware graph convolutional network (LR-GCN), which uses a GCN and multi-head attention mechanism to capture speaker information and the potential relationship between utterances. Shou et al. [31] proposed a dependent syntactic analysis and graph convolutional neural networks (DSAGCN) to extract sentence-dependent syntactic information and speaker relationship information. Tu et al. [32] introduced a multitask graph neural network (MGNN) to simultaneously learn emotion in both discrete and spatial dimensions. Li et al. [19] introduced Emotion Capsule (EmoCaps), which contains an Emoformer architecture to extract emotion vectors from multimodal features, and splice them with sentence vectors to form an emotion capsule. Compared with the traditional machine learning-based approaches, DL-based methods can achieve better performance by automatically extracting discriminative emotional features in an end-to-end manner.

*Corresponding Author

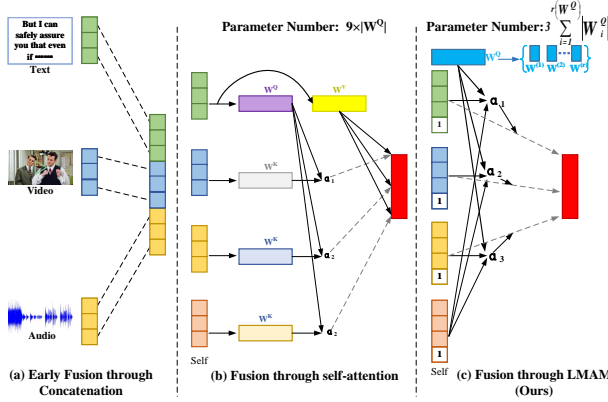


Figure 1: Comparison of three multimodal fusion methods. (a) Early fusion through concatenation. (b) Multimodal feature fusion through self-attention. W^Q , W^K , and W^V represent the learnable parameters of the query, key, and value vectors, respectively. The parameter number of self-attention is 9 times over the parameter number of W^Q . (c) Multimodal feature fusion through our proposed LMAM. The parameter number of our LMAM fusion method is less than 3 times over the parameter number of W_i^Q . $|W_i^Q|$ means the parameter number of the column vectors of W_Q after low rank decomposition. $r(\cdot)$ indicates the rank of the matrix.

However, most of these DL-based methods ignore the interaction between intra-modal and inter-modal complementary semantic information. To address this issue, many approaches have been proposed. For example, Lian et al. [20] proposed a conversational transformer network (CTNet) to implement the cross-modal feature fusion. Zadeh et al. [37] designed a tensor fusion network (TFNet) to achieve multi-modal feature fusion by utilizing the tensor outer product operation to project three modal features into a three-dimensional space. Hu et al. [16] proposed a multi-modal fused graph convolutional network (MMGCN) to model the fusion of multimodal features. Although these fusion methods can fully exploit the cross-modal information and generate good features, their model complexity is relatively high, which may produce over-fitting effects. To reduce the model complexity while preserving the fusion effect simultaneously, this paper proposes a novel low-rank matching attention mechanism (LMAM) to fulfil the cross-modal feature fusion by performing row-by-row matching on multi-modal feature vectors. Different from the existing self-attention approach, the number of parameters required by LMAM is less than one-third of the self-attention mechanism. Thus LMAM is much easier to learn and may also reduce the risk of over-fitting. Figure 1 illustrates a comparison of different cross-modal fusion methods.

Overall, the contributions of this work are summarized as:

Firstly, we propose a novel LMAM cross-modal feature fusion method. LMAM can solve the problem of insufficient semantic information in a single modality by fully exploiting complementary semantic information in text, video, and audio modalities.

Secondly, LMAM can dramatically reduce the model complexity of the existing cross-modal fusion methods. The parameter number

of LMAM is less than one-third of the self-attention mechanism and thus LMAM could reduce the over-fitting risk. The superiority of LMAM over other popular cross-modal fusion methods is proved by the experiments.

Thirdly, extensive experiments also verify that the proposed LMAM method can be embedded into the existing DL-based CER methods to improve their recognition accuracy in a plug-and-play manner. In addition, LMAM is a general cross-modal feature fusion method and has potential application value in other multi-modal feature fusion tasks.

2 RELATED WORK

2.1 Conversational Emotion Recognition

Conversational emotion recognition (CER) involves cross-field knowledge such as cognitive science and brain science and has received extensive attention from researchers [36]. Current CER research mainly includes three directions, i.e., sequential context-based emotion recognition, distinguishing speaker state-based emotion recognition, and speaker information-based emotion recognition [18].

For the sequential context-based CER approaches, Poria et al. [24] proposed a bidirectional LSTM (bcLSTM), which utilizes recurrent neural units to extract the speaker's context information in the video, audio, and text features, and then uses the attention mechanism to fuse the information. Hazarika et al. [11] designed an interactive conversational memory network (ICON) to extract the multi-modal features of different speakers following the idea of hierarchical modelling, and then input them into the global attention network for fusion. Xing et al. [35] introduced an Adapted Dynamic Memory Network (A-DMN) to fine-grained model the dependencies between contextual utterances. Shahin et al. [29] proposed a dual-channel long short-term memory compressed-CapsNet to improve the hierarchical representation of contextual information.

For the different speaker states-based CER methods, Majumder et al. [22] proposed a DialogueRNN with three gating neural units (i.e., global GRU, party GRU and emotion GRU) to encode and update context and speaker information. Hu et al. [15] proposed a Contextual Reasoning Network (CRN) to distinguish the speaker's emotional changes in the perceptual stage and the cognitive stage.

For the speaker information-based CER methods, Ghosal et al. [8] proposed a DialogueGCN to model the dialogue relationship between speakers by constructing a speaker relationship graph from the concatenated multi-modal feature vectors. Sheng et al. [30] designed a summarization and aggregation graph inference network (SumAggGIN) to consider global inferences related to dialogue topics and local inferences with adjacent utterances. Hu et al. [15] proposed a dialogue contextual reasoning network (DCRN) to extract contextual information from a cognitive perspective, and designed a multi-round reasoning module to fuse the information.

2.2 Multimodal Feature Fusion Approaches

Here, we briefly review the multi-modal feature fusion methods for the CER task. Zadeh et al. [37] proposed a tensor fusion network (TFN) to realize the multi-modal feature fusion by using the Cartesian outer product operation. Liu et al. [21] designed a low-rank multi-modal fusion method (LFM) to reduce the computational complexity caused by the change of tensor dimensions. Hu et al.

[16] proposed a multi-modal fused graph convolutional network (MMGCN) to model dialogue relations between speakers and fuse the cross-modal features. Lian et al. [20] proposed a Conversational Transformer Network to fuse complementary semantic information from different modalities. Hu et al. [13] proposed Multimodal Dynamic Fusion Network (MM-DFN), which performs emotion recognition by eliminating contextual redundant information. Although these multi-modal fusion approaches can obtain discriminative fused features by exploiting the information of different modalities, they are either computationally expensive or do not fully consider the complementary information of different modals.

3 PRELIMINARY INFORMATION

3.1 Problem Definition

We assume the participants in the dialogue are $P = \{p_1, p_2, \dots, p_N\}$, where N represents the number of participants ($N \geq 2$). We define sequential context $T = \{t_1, t_2, \dots, t_M\}$, where M represents the total number of sessions and t_i represents the i -th utterance. The task of CER is to identify the discrete emotions (e.g., happy, sad, disgust, neutral, excited, etc.) in each utterance.

3.2 Multimodal Feature Extraction

In the CER task, three types of modality data are included, i.e., text, video and audio. The feature extraction method of each modal is different, and the semantic information they contain is also different [9]. Next, we briefly introduce their data preprocessing methods.

Word Embedding: To obtain the feature vector representation of characters that computers can understand [27], we use the large-scale pre-training model BERT to encode text features. First, we use the Tokenizer method to segment the text to get each word and its index. We then feed them into the BERT model for feature encoding and use the first 100-dimensional features in the BERT model as our text feature vectors.

Visual Feature Extraction: Following Hazarika et al. [12], we use 3D-CNN to extract the speaker's facial expression features and gesture change features in video frames, which have an important impact on understanding the speaker's emotional changes. Specifically, we utilize 3D-CNN and a linear layer with 512 neurons to obtain video feature vectors with rich semantic information.

Audio Feature Extraction: Following Hazarika et al. [12], we use openSMILE [7] to extract acoustic features in audio (e.g., loudness, Mel-spectra, MFCC). Specifically, we utilize the *IS12_ComParE1* extractor¹ in openSMILE and a linear layer with 100 neurons to obtain speaker audio features.

4 PROPOSED LMAM CROSS-MODAL FUSION METHOD

In this section, we propose a novel cross-modal fusion method, namely a low-rank matching attention mechanism (LMAM).

4.1 Matching Attention Layer

We denote the extracted multimodal features ξ with 1 as follows:

$$\xi = \{\xi_u, \xi_a, \xi_v\}, \quad (1)$$

¹<http://audeering.com/technology/opensmile>

Algorithm 1 Matching Attention Mechanism (LMAM)

Input: Text feature vectors ξ_t , video feature vectors ξ_v and audio feature vectors ξ_a ; the number of iterations ϵ ; the size of dataset ϕ .

Output: The enhanced multimodal fusion feature vectors ξ_f .

```

1: Initialize the model weights  $W$  and bias  $b$ .
2: Initialize the set of multimodal feature fusion  $\xi_{fusion}$ .
3: for EPOCH  $\leftarrow 1, 2, \dots, \epsilon$  do
4:   for  $i \leftarrow 1, 2, \dots, \text{len}(\phi)/32$  do
5:     Sample a batch  $\xi = \{\xi_t, \xi_v, \xi_a\}_{i=1}^{32}$ .
6:     for modal in  $\xi$  do
7:       for t in modal do
8:         att_emo, score = MatchingAttention(modal, t)
9:         att_emotions.append(att_em.unsqueeze(0))
10:        scores.append(score[:, 0, :])
11:      end for
12:      att_emotions = torch.cat(att_emotions, dim=0)
13:       $\Psi = \text{att\_emotions} + F.\text{gelu}(\text{modal})$ 
14:    end for
15:  end for
16: end for
17:  $\xi_{fusion} = \{\Psi_1, \Psi_2, \dots, \Psi_{\text{len}(\phi)/32}\}$ .
18: return the enhanced multimodal feature vectors  $\xi_{fusion}$ .
```

where ξ_u represents context utterance features, ξ_a represents audio features, and ξ_v represents video features.

The existing CER approaches usually use feature splicing or feature summation to fuse the cross-modal feature [16, 21, 21, 37]. As introduced in the related work, these cross-modal fusion methods are either computationally expensive or do not fully consider the complementary information of different modals. Therefore, our goal is to construct an efficient and effective fusion method that captures the differences among multimodal features by computing the correlation among the three modalities of text, video and audio and realizes the fusion of complementary semantic information across modalities. Specifically, the computation process of our proposed LMAM fusion method is shown as follows.

For a given model input I_i and M_i , we first compute the query matrix $Q_i \in \mathbb{R}^{L_{Q_i} \times d_{Q_i}}$ by linear transformation from I as follows:

$$Q_i = M_i W^{Q_i} + b^{Q_i}, \quad (2)$$

where I_i and M_i represent the features of the i -th mode. L_{Q_i} represents the sequence length of the modal features. d_{Q_i} represents the feature dimension after linear layer mapping, and $W^{Q_i} \in \mathbb{R}^{d_m \times d_{Q_i}}$.

Then we take each row vectors from Q_i as follows:

$$[q_i^1, q_i^2, \dots, q_i^N] = Q_i, i = 1, 2, \dots, N \quad (3)$$

where N represents the dimension of the feature vector of Q .

Next, we get the attention score using the following formula:

$$[\alpha_i^1, \alpha_i^2, \dots, \alpha_i^N] = \text{softmax} \left(\text{Tanh} \left(\frac{q_i^j I_i^T}{\sqrt{d_k}} \right) \right), \quad (4)$$

where T represents the matrix transpose operation. d_k represents the dimension of I_i , α represents the attention score, and $\alpha \in [0, 1]$.

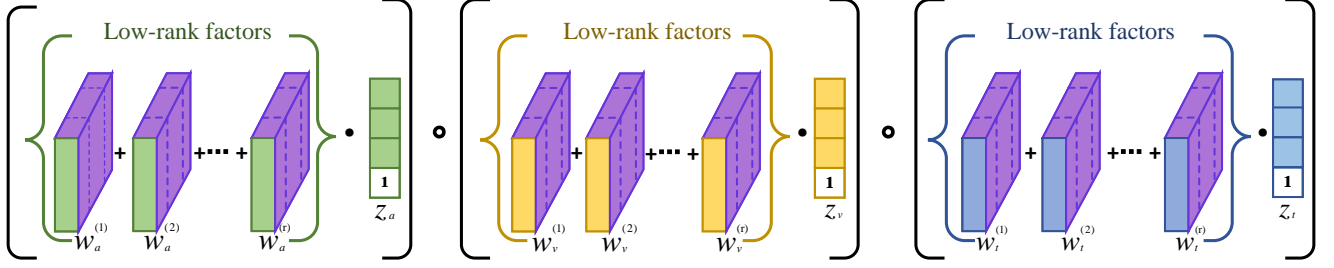


Figure 2: LMAM achieves information fusion of multimodal features through parallel low-rank decomposition of weight (i.e., $\omega_a, \omega_v, \omega_t$) and modal features. We add an extra dimension to each modality feature and pad them with 1 to ensure that the intra-modal semantic information is preserved during inter-modal feature fusion.

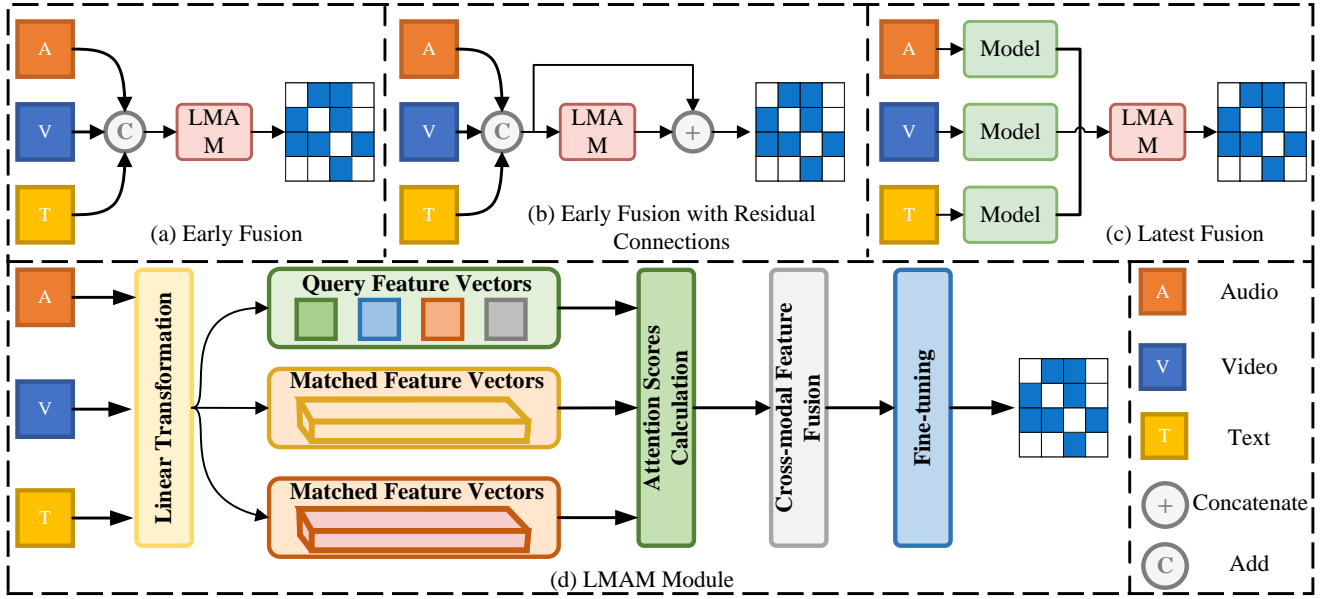


Figure 3: Three embedding ways for cross-modal fusion using LMAM module. (a) Embedding the LMAM module before feature extraction. (b) Embedding the LMAM module and using the residual connections before feature extraction. (c) Embedding the LMAM module after feature extraction. (d) The overall flow of the LMAM module.

Subsequently, we perform matrix multiplication by the attention score and the modality feature I_i to obtain the attention output:

$$\begin{aligned} A_i &= [\tau_i^1, \tau_i^2, \dots, \tau_i^N] \\ &= [\alpha_i^1, \alpha_i^2, \dots, \alpha_i^N] [q_i^1, q_i^2, \dots, q_i^N] \end{aligned} \quad (5)$$

where A is the feature vector after attention calculation, and τ_i represents the i -th row feature vectors.

In order to prevent the problem of gradient disappearance and information collapse in the model training, we also build a residual connection layer with normalization operation. Finally, we use a linear layer with the ReLU activation function to get the final output of the LMAM. The formulas are as follows:

$$N_i = \text{Norm}(A_i + I_i), \quad (6)$$

$$O_i = \text{ReLU}(\text{Linear}(N_i)). \quad (7)$$

4.2 Low-rank Weight Decomposition

The idea behind low-rank decomposition in LMAM is to decompose the weight Q into specific factors that match the modal features. For any N -order weight W_i , there is always a low-rank decomposition method. The formula is defined as follows:

$$\tilde{W}_i = \sum_{j=1}^R \omega_{n,i}^{(j)} \omega_{n,i}^{(j)} \in \mathbb{R}_n^d \quad (8)$$

where R represents the rank of the weight W_i , $\left\{ \left\{ \omega_{n,i}^{(j)} \right\}_{n=1}^M \right\}_{j=1}^R$ is a collection of low-rank decomposition factors. Therefore, we fix the rank r and parameterize the model with r decomposition factors $\left\{ \left\{ \omega_{n,i}^{(j)} \right\}_{n=1}^M \right\}_{j=1}^r$ which are used to reconstruct a low-rank weights \tilde{W}_i .

Table 1: Experimental results on IEMOCAP dataset. Methods with * represent the method equipped with our LMAM module without any further changes. The best result in each column is in bold.

Methods	IEMOCAP													
	Happy		Sad		Neutral		Angry		Excited		Frustrated		Average(w)	
	Acc. F1		Acc. F1		Acc. F1		Acc. F1		Acc. F1		Acc. F1		Acc. F1	
TextCNN [17]	27.73	29.81	57.14	53.83	34.36	40.13	61.12	52.47	46.11	50.09	62.94	55.78	48.93	48.17
TextCNN*	37.24	37.37	81.41	72.97	50.57	53.95	57.21	62.96	70.28	63.87	59.01	59.16	59.03	59.35
bc-LSTM [24]	29.16	34.49	57.14	60.81	54.19	51.80	57.03	56.75	51.17	57.98	67.12	58.97	55.23	54.98
bc-LSTM+Att [24]	30.56	35.63	56.73	62.09	57.55	53.00	59.41	59.24	52.84	58.85	65.88	59.41	56.32	56.19
bc-LSTM*	86.67	31.52	66.43	73.08	63.09	55.54	81.51	49.79	68.08	77.01	50.39	59.31	62.34	60.33
DialogueRNN [22]	25.63	33.11	75.14	78.85	58.56	59.24	64.76	65.23	80.27	71.85	61.16	58.97	63.42	62.74
DialogueRNN*	63.51	66.43	72.43	78.64	62.94	59.53	78.89	55.04	77.00	77.65	55.07	59.07	66.18	65.75
DialogueGCN [8]	40.63	42.71	89.14	84.45	61.97	63.54	67.51	64.14	65.46	63.08	64.13	66.90	65.21	64.14
DialogueGCN*	62.60	59.69	76.86	78.98	62.82	60.06	74.40	63.48	72.38	77.93	56.40	58.30	66.43	66.13
MM-DFN [14]	40.17	42.22	74.27	78.98	69.13	66.42	70.25	69.97	76.99	75.56	68.58	66.33	68.21	68.18
MM-DFN*	74.58	69.57	74.01	81.03	64.93	63.71	73.91	66.67	81.40	80.00	59.84	61.71	69.82	69.68
M2FNet [5]	65.92	60.00	79.18	82.11	65.80	65.88	75.37	68.21	74.84	72.60	66.87	68.31	69.69	69.86
M2FNet*	73.35	69.53	74.37	81.42	67.26	63.51	72.86	66.23	81.57	81.29	59.64	62.50	70.27	70.07
EmoCaps [19]	70.34	72.86	77.39	82.45	64.27	65.10	71.79	69.14	84.50	73.90	63.94	63.41	71.26	71.01
EmoCaps*	69.93	74.31	82.52	85.47	68.41	67.03	79.49	65.26	84.85	80.14	63.33	68.38	73.02	72.95

Therefore, Equation 2 can be calculated as:

$$Q_i = \left(\sum_{j=1}^r \omega_{n,i}^{(j)} \right) M_i + b^{Q_i}, \omega_{n,i}^{(j)} \in \mathbb{R}_n^d \quad (9)$$

The whole computational process of the LMAM method is shown in Figure 1(c) and the pseudocode of the LMAM method is summarized in Algorithm 1.

4.3 Comparison to Self-attention

Studies [6] have shown that the performance of the self-attention mechanism is lower than CNN, RNN and other methods when the amount of data is small, while its performance can gradually exceed CNN and RNN when the amount of data is very large. The difference in performance may be attributed to that the self-attention mechanism needs to learn the query vectors Q , the key vectors K , and the value vectors V at the same time, which makes the optimization of the model more difficult. Unlike classic self-attention, LMAM only needs a very low-rank weight to achieve better performance than self-attention. Specifically, we only set a learnable parameter W^Q for cross-modal feature fusion and capture of complementary semantic information. Furthermore, we perform a parallel low-rank decomposition of W^Q with modality-specific factors to further reduce the number of parameters required for W^Q . LMAM can reduce the difficulty of network optimization while maintaining performance. We have also rigorously demonstrated the rationality of our modifications from a mathematical perspective in the appendix.

4.4 Network Architecture of LMAM Module

In this section, we design a network to implement the LMAM method. The overall network architecture of the LMAM module is illustrated in Figure 3(d). From Figure 3(d), we can observe that the

LMAM module first receives three modal data as input, and then generate two types of vectors (i.e., query feature vector and matched feature vector) by a linear transformation layer. Subsequently, we compute the attention score based on these feature vectors. Finally, we generate the final fusion feature by conducting cross-modal feature fusion followed by a fine-tuning step.

As shown in Figure 3, there are three ways to use the proposed LMAM module, i.e., early fusion, early fusion with residual connections, and late fusion. For early fusion, we concatenate the three modalities and then input them into the LMAM module for feature fusion. For early fusion with residual connections, the concatenated feature vectors of our three modalities are added to the feature vectors after feature fusion through the LMAM module. For late fusion, we extract the contextual semantic information from the model (e.g., EmoCaps) and then input it to the LMAM module for feature fusion. It should be noted that the selection of the LMAM fusion ways depends on the baseline model itself. In the following experiment, we mainly adopt the latter two ways of fusion, i.e., early fusion with residual connections framework and late fusion.

5 EXPERIMENTS

In this section, we conduct several experiments to verify the effectiveness of our proposed LMAM cross-modal fusion method. Specifically, the overall experimental setting is shown as follows. Firstly, we choose seven state-of-the-art DL-based approaches, including TextCNN [17], bc-LSTM [24], DialogueRNN [22], DialogueGCN [8], MM-DFN[14], M2FNet[5], and EmoCaps [19], as backbones and embed the proposed LMAM fusion method into these approaches. Secondly, we compare our proposed LMAM method with four popular cross-modal fusion methods, including classical add operation and concatenate operation, and the latest low-rank multi-modal fusion (LFM) [21] and tensor fusion network (TFN) [37]. Thirdly,

we conduct an ablation study to verify the necessity of considering the multi-modal datasets. Finally, we apply the proposed LMAM method to other multi-modal recognition tasks. All the experiments are conducted on a PC with Intel Core i7-8700K CPU, and one GeForce RTX 3090 Ti with 24GB memory.

5.1 Datasets and Evaluation Metrics

The IEMOCAP [2] and MELD [25] datasets are widely used for conversational emotion recognition. Therefore, this paper selects these two benchmark datasets to verify the effectiveness of our LMAM fusion method. The IEMOCAP dataset contains three modal data to meet the needs of multimodal research, namely video, text, and audio. The IEMOCAP dataset contains 151 dialogues and 7433 utterances of 5 actors and 5 actresses. The emotional labels of the IEMOCAP dataset were annotated by at least three experts, and they divided the labels into six categories, namely “happy”, “neutral”, “sad”, “excited”, “angry” and “frustrated”. The MELD also includes video, text, and audio three-modal data. The MELD dataset contains 13,708 utterances and 1,433 dialogues by multiple actors for 13.7 hours. The emotional labels of the MELD dataset were annotated by at least five experts, and they divided the labels into seven categories, namely “fear”, “neutral”, “angry”, “joy”, “sadness”, “disgust” and “surprise”. The IEMOCAP dataset only contains the training set and the test set, so we divide the test set into a test set and a validation set at a ratio of 8:2. The MELD dataset includes a training set, a test set, and a validation set. Two popular metrics are chosen to evaluate the performance of each method, i.e., classification accuracy and $F1$ score.

5.2 Performance Verification Experiment

To verify the effectiveness of our designed LMAM module, we first test our method in a plug-and-play way by directly embedding the LMAM module into seven state-of-the-art DL-based CER methods. The experimental results are shown in Table 1 and Table 2. From Table 1 and Table 2, it can be easily seen that all seven backbones have a significant performance improvement on the two datasets after using our proposed LMAM module. The performance improvement may attribute to the full interaction and fusion of different modal information in our proposed LMAM method, while the seven backbone networks only make a simple fusion of cross-modal information and thus neglect some complementary semantic information between different modals. Besides, we also compare the emotion recognition results of bc-LSTM+Att and bc-LSTM* (i.e., bc-LSTM+LMAM), and the performance of bc-LSTM* is significantly better than that of the bc-LSTM+Att, which implies that the proposed LMAM module is better than the self-attention module.

Since the above experiment embeds our proposed LMAM module into the backbones, thus it will increase the parameter number of the backbone network. To verify that the performance improvement doesn't come from the increase of model complexity but the reasonable design of our LMAM module, we increase the parameter number of four backbones (i.e., bc-LSTM, MM-DFN, M2FNet, and EmoCaps) to the same as after embedding the LMAM module. The experimental results are shown in Table 3. It can be observed from Table 3 that the performance of both bc-LSTM, MM-DFN, M2FNet, and EmoCaps methods embedded with the LMAM module

are better than the bc-LSTM, MM-DFN, M2FNet, and EmoCaps models with the same parameter number, which proves that the performance improvement is not due to the increase of parameter number but is brought by our LMAM module.

5.3 Comparison with Other Cross-modal Fusion Methods

In this section, to further verify the superiority of our proposed LMAM module, we also conduct an experiment to compare our LMAM module with other four typical cross-modal fusion approaches, i.e., classical add operation and concatenate operation, and the latest low-rank multi-modal fusion (LFM) [21] and tensor fusion network (TFN) [37]. The selected backbone network is EmoCaps [19] and the used datasets are also IEMOCAP and MELD.

The experimental results are recorded in Table 4. As shown in Table 4, the LMAM method achieves the best experimental results on the IEMOCAP and MELD datasets, with Acc of 73.0% and 65.4%, respectively, and $F1$ values of 73.0% and 64.9%, respectively. Specifically, compared with the Add method, the Acc and $F1$ values of the LMAM method on the IEMOCAP dataset are increased by 1.7% and 2.0%, respectively, and the Acc and $F1$ values on the MELD dataset are increased by 1.1% and 0.9%, respectively. Compared with the Concatenate method, the Acc and $F1$ values of the LMAM method on the IEMOCAP dataset are increased by 4.1% and 4.9%, respectively, and the Acc and $F1$ values on the MELD dataset are increased by 2.8% and 3.8%, respectively. We think this is because the Add method and the Concatenate method do not model complementary semantic information within and between modalities. Additionally, compared with the TFN and LFM methods, the LMAM method has also achieved better performance in the accuracy and $F1$ value of emotion recognition, which further illustrates the superiority of our designed LMAM fusion method.

5.4 Ablation study

5.4.1 Necessity of multi-modal data. To illustrate the necessity of multi-modal research, we used the EmoCaps method equipped with the LMAM module as the backbone to conduct a comparative experiment of unimodality and multimodality on the IEMOCAP and MELD datasets. The experimental results are shown in Table 5. We conducted a single-modal experiment to utilize only one of the three modalities, i.e., text, video, and audio, and a multi-modal experiment to use all three modalities. For the single modality experiments, we found that the features of the text modality performed best for emotion recognition on both datasets, followed by the features of the audio modality, and the worst performance of the features of the video modality. In the multimodal experiment, we can find that the emotion recognition effect of the combination of the three modalities is the best. Experimental results demonstrate that it is necessary to consider the multi-modal study. Furthermore, designing multi-modal feature fusion methods to improve the effect of emotion recognition is also necessary.

5.4.2 Comparison of different embedding ways. To compare the performance of the early fusion and early fusion with residual connections embedding ways introduced in Section 4.2, we conduct comparative experiments using the bc-LSTM, MM-DFN, M2FNet, and EmoCaps algorithms on the IEMOCAP and MELD datasets.

Table 2: Experimental results on MELD dataset. Methods with * represent the method equipped with our LMAM module without any further changes. The best result in each column is in bold.

Methods	MELD							
	Neutral	Surprise	Fear	Sadness	Joy	Disgust	Anger	Average(w)
	Acc. F1	Acc. F1	Acc. F1	Acc. F1	Acc. F1	Acc. F1	Acc. F1	Acc. F1
TextCNN [17]	76.23 74.91	43.35 45.51	4.63 3.71	18.25 21.17	46.14 49.47	8.91 8.36	35.33 34.51	56.35 55.01
TextCNN*	70.23 75.79	36.47 44.78	0.00 0.00	24.19 21.19	50.58 52.46	0.00 0.00	43.43 41.68	58.08 56.89
bc-LSTM [24]	78.45 73.84	46.82 47.71	3.84 5.46	22.47 25.19	51.61 51.34	4.31 5.23	36.71 38.44	57.51 55.94
bc-LSTM+Att	70.45 75.55	46.43 46.35	0.00 0.00	21.77 16.27	49.30 50.72	0.00 0.00	41.77 40.71	58.51 55.84
bc-LSTM*	70.78 75.46	47.18 46.47	0.00 0.00	26.09 24.58	52.33 53.11	0.00 0.00	43.23 40.92	59.54 57.32
DialogueRNN [22]	72.12 73.54	54.42 49.47	1.61 1.23	23.97 23.83	52.01 50.74	1.52 1.73	41.01 41.54	56.12 55.97
DialogueRNN*	71.74 75.76	45.83 48.23	3.13 2.77	31.71 17.93	49.25 53.04	2.01 2.58	42.40 42.21	59.69 56.93
DialogueGCN [8]	75.61 77.45	51.32 52.76	5.14 10.09	30.91 32.56	54.31 56.08	11.62 11.27	42.51 44.65	61.93 60.57
DialogueGCN*	78.19 77.82	52.27 54.11	2.17 2.31	35.79 36.43	54.15 55.07	4.05 2.12	48.31 47.22	62.46 61.28
MM-DFN [14]	78.17 77.76	52.15 50.69	0.00 0.00	25.77 22.93	56.19 54.78	0.00 0.00	48.31 47.82	62.49 59.46
MM-DFN*	77.08 76.56	53.79 56.84	2.07 4.11	38.10 31.92	53.63 50.53	4.23 7.10	41.99 46.08	63.28 61.12
M2FNet [5]	72.88 67.98	72.76 58.66	5.57 3.45	50.09 47.03	68.49 65.50	17.69 25.24	57.33 55.25	67.85 66.71
M2FNet*	68.40 67.27	73.15 60.37	9.13 11.25	51.77 46.68	69.11 65.92	15.19 17.62	60.76 57.31	68.34 67.25
EmoCaps	75.24 77.12	63.57 63.19	3.45 3.03	43.78 42.52	58.34 57.05	7.01 7.69	58.79 57.54	64.25 64.00
EmoCaps [19]*	76.37 74.28	66.57 64.74	3.11 2.14	40.17 42.35	63.33 62.52	6.21 7.05	59.45 60.26	65.38 64.87

Table 3: The results of the equal parameters experiment on IEMOCAP and MELD datasets. The parameters of methods with \diamond are incremented to be the same as methods with *. The best result in each column is in bold.

Method	Params	IEMOCAP		MELD	
		Acc.	F1	Acc.	F1
bc-LSTM [24]	0.53M	55.21	54.95	57.06	56.44
bc-LSTM \diamond	1.15M	54.37	52.19	53.11	50.93
bc-LSTM*	1.15M	61.77	60.49	59.56	57.49
MM-DFN [14]	2.21M	68.21	68.18	62.49	59.46
MM-DFN \diamond	2.83M	67.33	67.02	60.77	57.65
MM-DFN*	2.83M	69.82	69.68	63.28	61.12
M2FNet [5]	8.47M	69.69	69.86	67.85	66.71
M2FNet \diamond	9.09M	69.46	68.79	62.49	60.91
M2FNet*	9.09M	70.27	70.07	68.34	67.25
EmoCaps [19]	12.74M	71.26	71.01	64.45	64.00
EmoCaps \diamond	13.36M	71.18	70.56	62.17	62.11
EmoCaps*	13.36M	73.02	72.95	65.38	64.87

Table 4: Comparison results between our LMAM fusion method with other cross-modal fusion methods. The best result is highlighted in bold.

Methods	IEMOCAP		MELD	
	Acc.	F1	Acc.	F1
Add	71.3	71.0	64.3	64.0
Concatenate [3]	68.9	68.1	62.6	61.1
TFN [37]	70.8	70.1	66.0	64.8
LFM [21]	72.3	71.7	64.1	62.3
LMAM (Ours)	73.0	73.0	65.4	64.9

Table 5: Experimental results of using single-modal data and multi-modal data on IEMOCAP and MELD datasets. T, A, and V represent text, audio, and video, respectively.

Modality	IEMOCAP		MELD	
	Acc.	F1	Acc.	F1
T	70.8	69.2	63.1	61.8
A	66.0	65.3	60.4	59.2
V	58.8	56.8	53.9	50.7
T+A+V	73.0	73.0	65.4	64.9

The experimental results are shown in Table 6. As can be seen, the LMAM module with residual connections can obtain better performance compared with the early fusion without residual connection.

Table 6: Methods with * represent the method equipped with our LMAM module without any further changes. Methods with *(R) represent the method equipped with our LMAM module with residual connections. The best result is highlighted in bold.

Methods	IEMOCAP		MELD	
	Acc.	F1	Acc.	F1
bc-LSTM*	59.49	59.16	57.69	55.47
bc-LSTM*(R)	61.77	60.49	59.56	57.49
MM-DFN*	67.93	67.15	68.02	65.24
MM-DFN*(R)	69.82	69.68	63.28	61.12
M2FNet*	68.35	57.96	67.47	66.59
M2FNet*(R)	70.27	70.07	68.34	67.25
EmoCaps*	71.49	71.01	65.03	64.22
EmoCaps*(R)	73.02	72.95	65.38	64.87

Table 7: Training time and parameter number comparison between the self-attention mechanism and our proposed LMAM method in an epoch. Emocaps is selected as our backbone network.

Methods	Training time (s)	Parameters (M)
LMAM	17.8	0.62
Self-attention [33]	58.7	3.42

5.5 Complexity Analysis

We assume that the query vectors W^Q , key vector W^K , and value vector W^V in the self-attention mechanism have the exact dimensions as the multimodal input feature d_n . Theoretically, the computational complexity of the LMAM method proposed in this paper is $O\left(\sum_{n=1}^M \sum_{i=1}^{r(d_n)} (d_n^{(i)})^3\right)$ compared to $O\left(\sum_{n=1}^M (d_n)^3\right)$ of self-attention model. Furthermore, we compare the computational complexity and computation time between LMAM and the self-attention mechanism in Table 7. From this Table, we can see that the training time and parameter number of our LMAM method are much smaller than that of the self-attention mechanism.

5.6 Rank Settings

In this subsection, we verified the impact of different rank settings on emotion recognition accuracy using the IEMOCAP dataset. The experimental results are shown in Fig 4. From Fig 4, we can easily observe that when $rank = 45$, the training effect of the model is the best. When the rank is between 30 and 55, the training effect of the model is stable. When $rank > 55$, the training result of the model becomes unstable and the effect is poor. Therefore, we set the rank as 45 in all the experiments.

5.7 Potential Applications

Our LMAM module has a potential application in other multi-modal recognition tasks, e.g., session recommendation and humour detection tasks. Specifically, we embed our LMAM method into dual

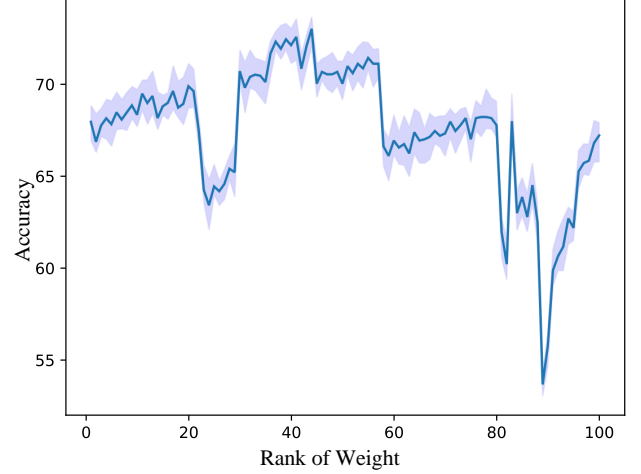


Figure 4: The impact of different rank settings on the experimental accuracy. When the rank exceeds 55, the training results of the model start to be unstable.

channel hypergraph convolutional network (DHCN) [34] for session recommendation task and Contextual Memory Fusion Network (C-MFN) [38] for humour detection task, respectively. The session recommendation task is conducted on the Digietica dataset², and the humour detection task is carried out on the UR-FUNNY [10] dataset. The experimental results are illustrated in Table 8 and Table 9. As shown in Table 8 and Table 9, we can observe that our proposed LMAM module can improve the performance of the backbone networks in other multi-modal recognition tasks.

Table 8: Experimental results of DHCN method on the Digietica dataset for the session recommendation task. We use P@K (Precision) and MRR@K (Mean Reciprocal Rank) to evaluate the recommendation results. * means the method equipped with the LMAM module. The best result is highlighted in bold.

Method	Digietica					
	P@5	P@10	P@20	MRR@5	MRR@10	MRR@20
DHCN [34]	27.24	39.87	53.18	15.28	17.53	18.44
DHCN*	28.19	40.38	53.70	16.43	17.90	18.69

6 CONCLUSION

In this paper, we propose a novel cross-modal feature fusion method to enable better cross-modal feature fusion. To capture the complementary semantic information in different modalities, we utilize a low-rank matching attention mechanism (LMAM) to realize the interaction between multimodal features and use low-rank weights to improve efficiency. LMAM is better than the existing fusion methods and has a lower complexity. Extensive experimental results verify that LMAM can be embedded into any existing DL-based

²<http://cikm2016.cs.iupui.edu/cikm-cup/>

Table 9: Experimental results of C-MFN method on the UR-FUNNY dataset for the humour detection task. C-MFN (C) means using only contextual information without punchlines. C-MFN (P) means using only punchlines with no contextual information. * means the method equipped with the LMAM module. The best result is highlighted in bold.

UR-FUNNY					
Modality	T	A+V	T+A	T+V	T+A+V
C-MFN(P) [10]	62.85	53.30	63.28	63.22	64.47
C-MFN(C) [10]	57.96	50.23	57.78	57.99	58.45
C-MFN [10]	64.44	57.99	64.47	64.22	65.23
C-MFN(P)*	65.43	59.36	66.04	66.59	66.87
C-MFN(C)*	59.46	53.69	58.39	58.68	59.23
C-MFN*	65.66	59.34	65.68	64.97	67.00

CER methods to improve their performance in a plug-and-play manner. We also mathematically prove the effectiveness of our method. Further, LMAM is a general cross-modal feature fusion method and has potential application value in other multi-modal recognition tasks, e.g., session recommendation and humour detection.

REFERENCES

- [1] Anjali Bhavan, Pankaj Chauhan, Rajiv Ratn Shah, et al. 2019. Bagged support vector machines for emotion recognition from speech. *Knowledge-Based Systems* 184 (2019), 104886.
- [2] Carlos Busso, Murtaza Bulut, Chi-Chun Lee, Abe Kazemzadeh, Emily Mower, Samuel Kim, Jeannette N Chang, Sungbok Lee, and Shrikanth S Narayanan. 2008. IEMOCAP: Interactive emotional dyadic motion capture database. *Language Resources and Evaluation* 42, 4 (2008), 335–359.
- [3] Erik Cambria, Devamanyu Hazarika, Soujanya Poria, Amir Hussain, and RBV Subramanyam. 2018. Benchmarking multimodal sentiment analysis. In *Computational Linguistics and Intelligent Text Processing: 18th International Conference, CICLing 2017, Budapest, Hungary, April 17–23, 2017, Revised Selected Papers, Part II* 18. Springer, 166–179.
- [4] Luefeng Chen, Min Li, Wanjian Su, Min Wu, Kaoru Hirota, and Witold Pedrycz. 2019. Adaptive feature selection-based AdaBoost-KNN with direct optimization for dynamic emotion recognition in human–robot interaction. *IEEE Transactions on Emerging Topics in Computational Intelligence* 5, 2 (2019), 205–213.
- [5] Vishal Chudasama, Purbayan Kar, Ashish Gudmalwar, Nirmesh Shah, Pankaj Wasnik, and Naoyuki Onoe. 2022. M2FNet: multi-modal fusion network for emotion recognition in conversation. In *Proceedings of the IEEE/CVF Conference on Computer Vision and Pattern Recognition*. 4652–4661.
- [6] Alexey Dosovitskiy, Lucas Beyer, Alexander Kolesnikov, Dirk Weissenborn, Xi-aohua Zhai, Thomas Unterthiner, Mostafa Dehghani, Matthias Minderer, Georg Heigold, Sylvain Gelly, et al. [n. d.]. An Image is Worth 16x16 Words: Transformers for Image Recognition at Scale. In *International Conference on Learning Representations*.
- [7] Florian Eyben, Martin Wöllmer, and Björn Schuller. 2010. Opensmile: the munich versatile and fast open-source audio feature extractor. In *Proceedings of the 18th ACM International Conference on Multimedia*. ACM, 1459–1462.
- [8] Deepanway Ghosal, Navonil Majumder, Soujanya Poria, Niyati Chhaya, and Alexander Gelbukh. 2019. DialogueGCN: A Graph Convolutional Neural Network for Emotion Recognition in Conversation. In *Proceedings of the 2019 Conference on Empirical Methods in Natural Language Processing (EMNLP-IJCNLP)*. ACL, 154–164.
- [9] Soumitra Ghosh, Gopendra Vikram Singh, Asif Ekbal, and Pushpak Bhat-tacharya. 2022. COMMA-DEER: Common-sense aware Multimodal Multitask Approach for Detection of Emotion and Emotional Reasoning in Conversations. In *Proceedings of the 29th International Conference on Computational Linguistics*. 6978–6990.
- [10] Md Kamrul Hasan, Wasifur Rahman, AmirAli Bagher Zadeh, Jianyuan Zhong, Md Iftekhar Tanveer, Louis-Philippe Morency, and Mohammed Ehsan Hoque. 2019. UR-FUNNY: A Multimodal Language Dataset for Understanding Humor. In *Proceedings of the 2019 Conference on Empirical Methods in Natural Language Processing (EMNLP-IJCNLP)*. 2046–2056.
- [11] Devamanyu Hazarika, Soujanya Poria, Rada Mihalcea, Erik Cambria, and Roger Zimmermann. 2018. Icon: Interactive conversational memory network for multimodal emotion detection. In *Proceedings of the 2018 Conference on Empirical Methods in Natural Language Processing*. ACL, 2594–2604.
- [12] Devamanyu Hazarika, Soujanya Poria, Amir Zadeh, Erik Cambria, Louis-Philippe Morency, and Roger Zimmermann. 2018. Conversational memory network for emotion recognition in dyadic dialogue videos. In *Proceedings of the conference. Association for Computational Linguistics*, Vol. 2018. 2122.
- [13] Dou Hu, Xiaolong Hou, Lingwei Wei, Lianxin Jiang, and Yang Mo. 2022. MM-DFN: Multimodal Dynamic Fusion Network for Emotion Recognition in Conversations. In *ICASSP 2022 - 2022 IEEE International Conference on Acoustics, Speech and Signal Processing (ICASSP)*. 7037–7041.
- [14] Dou Hu, Xiaolong Hou, Lingwei Wei, Lianxin Jiang, and Yang Mo. 2022. MM-DFN: Multimodal dynamic fusion network for emotion recognition in conversations. In *ICASSP 2022-2022 IEEE International Conference on Acoustics, Speech and Signal Processing (ICASSP)*. IEEE, 7037–7041.
- [15] Dou Hu, Lingwei Wei, and Xiaoyong Huai. 2021. DialogueCRN: Contextual Reasoning Networks for Emotion Recognition in Conversations. In *Proceedings of the 59th Annual Meeting of the Association for Computational Linguistics and the 11th International Joint Conference on Natural Language Processing (Volume 1: Long Papers)*. 7042–7052.
- [16] Jingwen Hu, Yuchen Liu, Jinming Zhao, and Qin Jin. 2021. MMGCN: Multi-modal Fusion via Deep Graph Convolution Network for Emotion Recognition in Conversation. In *Proceedings of the 59th Annual Meeting of the Association for Computational Linguistics and the 11th International Joint Conference on Natural Language Processing (Volume 1: Long Papers)*. 5666–5675.
- [17] Yoon Kim. 2014. Convolutional Neural Networks for Sentence Classification. In *Proceedings of the 2014 Conference on Empirical Methods in Natural Language Processing (EMNLP)*. ACL, 1746–1751.
- [18] Shimin Li, Hang Yan, and Xipeng Qiu. 2022. Contrast and generation make bart a good dialogue emotion recognizer. In *Proceedings of the AAAI Conference on Artificial Intelligence*, Vol. 36. 11002–11010.
- [19] Zaijing Li, Fengxiao Tang, Ming Zhao, and Yusen Zhu. 2022. EmoCaps: Emotion Capsule based Model for Conversational Emotion Recognition. In *Findings of the Association for Computational Linguistics: ACL 2022*. 1610–1618.
- [20] Zheng Lian, Bin Liu, and Jianhua Tao. 2021. CTNet: Conversational transformer network for emotion recognition. *IEEE/ACM Transactions on Audio, Speech, and Language Processing* 29 (2021), 985–1000.
- [21] Zhun Liu, Ying Shen, Varun Bharadhwaj Lakshminarasimhan, Paul Pu Liang, AmirAli Bagher Zadeh, and Louis-Philippe Morency. 2018. Efficient Low-rank Multimodal Fusion With Modality-Specific Factors. In *Proceedings of the 56th Annual Meeting of the Association for Computational Linguistics (Volume 1: Long Papers)*. ACL, 2247–2256.
- [22] Navonil Majumder, Soujanya Poria, Devamanyu Hazarika, Rada Mihalcea, Alexander Gelbukh, and Erik Cambria. 2019. Dialoguerrnn: An attentive rnn for emotion detection in conversations. In *Proceedings of the AAAI Conference on Artificial Intelligence*, Vol. 33. AAAI, 6818–6825.
- [23] Saif M Mohammad. 2022. Ethics sheet for automatic emotion recognition and sentiment analysis. *Computational Linguistics* 48, 2 (2022), 239–278.
- [24] Soujanya Poria, Erik Cambria, Devamanyu Hazarika, Navonil Majumder, Amir Zadeh, and Louis-Philippe Morency. 2017. Context-dependent sentiment analysis in user-generated videos. In *Proceedings of the 55th Annual Meeting of the Association for Computational Linguistics (volume 1: Long papers)*. ACL, 873–883.
- [25] Soujanya Poria, Devamanyu Hazarika, Navonil Majumder, Gautam Naik, Erik Cambria, and Rada Mihalcea. 2019. MELD: A Multimodal Multi-Party Dataset for Emotion Recognition in Conversations. In *Proceedings of the 57th Annual Meeting of the Association for Computational Linguistics*. ACL, 527–536.
- [26] Minjie Ren, Xiangdong Huang, Wenhui Li, Dan Song, and Weizhi Nie. 2021. LR-GCN: Latent Relation-Aware Graph Convolutional Network for Conversational Emotion Recognition. *IEEE Transactions on Multimedia* (2021), 1–1.
- [27] Carolin Schuster and Simon Hegelich. 2022. From BERT’s Point of View: Revealing the Prevailing Contextual Differences. In *Findings of the Association for Computational Linguistics: ACL 2022*. 1120–1138.
- [28] Kah Phooi Seng, Li-Minn Ang, and Chien Shing Ooi. 2018. A Combined Rule-Based and Machine Learning Audio-Visual Emotion Recognition Approach. *IEEE Transactions on Affective Computing* 9, 1 (2018), 3–13. <https://doi.org/10.1109/TAFFC.2016.2588488>
- [29] Ismail Shahin, Noor Hindawi, Ali Bou Nassif, Adi Alhudaif, and Kemal Polat. 2022. Novel dual-channel long short-term memory compressed capsule networks for emotion recognition. *Expert Systems with Applications* 188 (2022), 116080.
- [30] Dongming Sheng, Dong Wang, Ying Shen, Haitao Zheng, and Haozhuang Liu. 2020. Summarize before aggregate: a global-to-local heterogeneous graph inference network for conversational emotion recognition. In *Proceedings of the 28th International Conference on Computational Linguistics*. ICCL, 4153–4163.

- [31] Yuntao Shou, Tao Meng, Wei Ai, Sihan Yang, and Keqin Li. 2022. Conversational emotion recognition studies based on graph convolutional neural networks and a dependent syntactic analysis. *Neurocomputing* 501 (2022), 629–639.
- [32] Geng Tu, Jintao Wen, Hao Liu, Sentao Chen, Lin Zheng, and Dazhi Jiang. 2022. Exploration meets exploitation: Multitask learning for emotion recognition based on discrete and dimensional models. *Knowledge-Based Systems* 235 (2022), 107598.
- [33] Ashish Vaswani, Noam Shazeer, Niki Parmar, Jakob Uszkoreit, Llion Jones, Aidan N Gomez, Łukasz Kaiser, and Illia Polosukhin. 2017. Attention is all you need. *Advances in neural information processing systems* 30 (2017).
- [34] Xin Xia, Hongzhi Yin, Junliang Yu, Qinyong Wang, Lizhen Cui, and Xiangliang Zhang. 2021. Self-supervised hypergraph convolutional networks for session-based recommendation. In *Proceedings of the AAAI conference on artificial intelligence*, Vol. 35. 4503–4511.
- [35] Songlong Xing, Sijie Mai, and Haifeng Hu. 2022. Adapted Dynamic Memory Network for Emotion Recognition in Conversation. *IEEE Transactions on Affective Computing* 13, 3 (2022), 1426–1439.
- [36] Lin Yang, Yi Shen, Yue Mao, and Longjun Cai. 2022. Hybrid curriculum learning for emotion recognition in conversation. In *Proceedings of the AAAI Conference on Artificial Intelligence*, Vol. 36. 11595–11603.
- [37] Amir Zadeh, Minghai Chen, Soujanya Poria, Erik Cambria, and Louis-Philippe Morency. 2017. Tensor Fusion Network for Multimodal Sentiment Analysis. In *Proceedings of the 2017 Conference on Empirical Methods in Natural Language Processing*. 1103–1114.
- [38] Amir Zadeh, Paul Pu Liang, Navonil Mazumder, Soujanya Poria, Erik Cambria, and Louis-Philippe Morency. 2018. Memory fusion network for multi-view sequential learning. In *Proceedings of the AAAI conference on artificial intelligence*, Vol. 32.