

Compressed Sensing Radar Detectors based on Weighted LASSO

Siqi Na*, Yoshiyuki Kabashima[†], Takashi Takahashi[†], Tianyao Huang*, Yimin Liu* and Xiqin Wang*
Email: nsq17@mails.tsinghua.edu.cn kaba@phys.s.u-tokyo.ac.jp takashi-takahashi@g.ecc.u-tokyo.ac.jp
{huangtianyao, yiminliu, wangxq_ee}@tsinghua.edu.cn

* Department of Electronic Engineering, Tsinghua University, Beijing, China

[†] Institute for Physics of Intelligence, Department of Physics Graduate School of Science, The University of Tokyo, Japan

Abstract—The compressed sensing (CS) model can represent the signal recovery process of a large number of radar systems. The detection problem of such radar systems has been studied in many pieces of literature through the technology of debiased least absolute shrinkage and selection operator (LASSO). While naive LASSO treats all the entries equally, there are many applications in which prior information varies depending on each entry. Weighted LASSO, in which the weights of the regularization terms are tuned depending on the entry-dependent prior, is proven to be more effective with the prior information by many researchers. In the present paper, existing results obtained by methods of statistical mechanics are utilized to derive the debiased weighted LASSO estimator for randomly constructed row-orthogonal measurement matrices. Based on this estimator, we construct a detector, termed the debiased weighted LASSO detector (DWLD), for CS radar systems and prove its advantages. The threshold of this detector can be calculated by false alarm rate, which yields better detection performance than naive weighted LASSO detector (NWLD) under the Neyman-Pearson principle. The improvement of the detection performance brought by tuning weights is demonstrated by numerical experiments. With the same false alarm rate, the detection probability of DWLD is obviously higher than those of NWLD and the debiased (non-weighted) LASSO detector (DLD).

Index Terms—Compressed sensing, radar detection, LASSO, weighted LASSO, row-orthogonal matrix, replica method, statistical mechanics.

I. INTRODUCTION

The signal recovery process of radar systems can be represented by a simple linear regression model as follow

$$\mathbf{y} = \mathbf{A}\mathbf{x}_0 + \boldsymbol{\xi}, \quad (1)$$

where $\mathbf{A} \in \mathbb{C}^{M \times N}$ is called measurement matrix, which contains information of the radar transmit waveform. Noise vector $\boldsymbol{\xi} \in \mathbb{C}^M$ is usually regarded as additive white Gaussian noise (AWGN) with i.i.d. components $\xi_i \sim \mathcal{CN}(0, \sigma^2)$. Usually, one aims to recover $\mathbf{x}_0 \in \mathbb{C}^N$, which contains information about the radar observation scene, from the received signal $\mathbf{y} \in \mathbb{C}^M$. The increasing development of compressed sensing (CS) technology in recent years has resulted in many CS radar systems, in which signal detection from fewer measurements ($M < N$) is required. In addition, we find that a number of radar emission waveforms conform to the row-orthogonal

assumption, such as partial observation of a pulse Doppler radar system [1], frequency agile radar system [2], [3], sub-Nyquist radar systems [4], [5]. We here defined matrix \mathbf{A} as “row-orthogonal” when it is constructed randomly so as to satisfy $A_i \cdot A_j^H = \delta_{ij}$ $1 \leq i, j \leq M$, where $\delta_{ij} = 1$ for $i = j$ and 0, otherwise.

Based on results in literature, if \mathbf{x}_0 is sparse enough, it can be precisely recovered from \mathbf{y} in a noise-free scene. That is, the upper bound of k , which is the number of non-zero entries in \mathbf{x}_0 , for the perfect recovery is strictly limited by some properties of measurement matrix \mathbf{A} such as the *compression rate* $\gamma = M/N$. To solve the underdetermined recovery problem (1), CS methods are usually applied, in which the least absolute shrinkage and selection operator (LASSO) [6] is a frequently used technique whose behavior has been studied in much literature [7]–[13].

The complex-valued LASSO estimator $\hat{\mathbf{x}}^{\text{LASSO}}$ is given by

$$\hat{\mathbf{x}}^{\text{LASSO}} = \arg \min_{\mathbf{x}} \left\{ \frac{1}{2} \|\mathbf{y} - \mathbf{A}\mathbf{x}\|_2^2 + \lambda \|\mathbf{x}\|_1 \right\}, \quad (2)$$

where

$$\|\mathbf{x}\|_1 \doteq \sum_{i=1}^N \sqrt{(\text{Re}(x_i))^2 + (\text{Im}(x_i))^2}. \quad (3)$$

Based on debiased LASSO, which is also known as *desparsified LASSO* in the context of statistics, given by

$$\hat{\mathbf{x}}^{\text{d}} = \hat{\mathbf{x}}^{\text{LASSO}} + \frac{1}{\Lambda} \mathbf{A}^H (\mathbf{y} - \mathbf{A}\hat{\mathbf{x}}^{\text{LASSO}}), \quad (4)$$

where $\Lambda > 0$ is the *debiased coefficient* computed from known variables, there are also some researches [14]–[17] on the following detection problems

$$\begin{cases} \mathcal{H}_{0,i} : x_{0,i} = 0, \\ \mathcal{H}_{1,i} : x_{0,i} \neq 0, \end{cases} \quad (5)$$

for $i = 1, 2, \dots, N$. As mentioned above, the indices of the non-zero elements in \mathbf{x}_0 indicate information about the target, and determining whether each element in \mathbf{x}_0 is non-zero or not can inform us about the existence and location of the targets. Consequently, dealing with problems (5) means to detect targets element-wisely, which is very critical for modern radar systems.

There are also some applications for radar systems that we may acquire some prior information about \mathbf{x}_0 , which refers

The work of Tianyao Huang was supported by the National Natural Science Foundation of China under Grant 62171259.

to the support set or the probability that each element in \mathbf{x}_0 is non-zero. For instance, the multi-frame observations with tracking [18] brings us the prediction of the target's position in the next frame. A weighted version of LASSO, weighted LASSO (or weighted ℓ_1 minimization for noise-free scenario), has been studied to exploit prior information in the process of signal recovery [19]–[22], which is given by

$$\hat{\mathbf{x}}^{\text{WL}} = \arg \min_{\mathbf{x}} \left\{ \frac{1}{2} \|\mathbf{y} - \mathbf{A}\mathbf{x}\|_2^2 + \sum_{i=1}^N \lambda_i \|x_i\| \right\}, \quad (6)$$

where $\boldsymbol{\lambda} \doteq [\lambda_1, \lambda_2, \dots, \lambda_N]^T$ is the vector of weights. Researches mentioned above are mainly based on restricted isometry property (RIP) of measurement matrix \mathbf{A} and provide results on the upper bound of $\|\hat{\mathbf{x}}^{\text{WL}} - \mathbf{x}_0\|_2$. Reference [23] shows the advantages of proper weighting according to prior information for noise-free cases.

As for the debiased strategy, we are interested in the debiased weighted LASSO estimator, given by

$$\hat{\mathbf{x}}^{\text{d}} = \hat{\mathbf{x}}^{\text{WL}} + \frac{1}{\Lambda} \mathbf{A}^H (\mathbf{y} - \mathbf{A}\hat{\mathbf{x}}^{\text{WL}}). \quad (7)$$

With results in [24] and some variable substitution, one can obtain a debiased weighted LASSO estimator under random Gaussian design, that is, the elements of \mathbf{A} are i.i.d. drawn from a Gaussian distribution. Our goal is to derive a debiased weighted LASSO estimator, particularly for complex-valued row-orthogonal measurement matrix, and construct its related detector, which we term the debiased weighted LASSO detector (DWLD).

In this paper, we provide the framework of DWLD and analyze its detection performance by comparing DWLD with the naive weighted LASSO detector (NWLD), which is defined as a set of detectors rejecting $\mathcal{H}_{0,i}$ if $|\hat{x}_i^{\text{WL}}|$ is greater than a given threshold. When the measurement matrix is complex-valued row-orthogonal, the concrete implementation of DWLD is presented employing results obtained by methods of statistical mechanics [16], [17]. Merits of DWLD are twofold: the threshold of DWLD can be analytically calculated by the probability of false alarm, which enables DWLD to achieve a better detection performance than NWLD under the Neyman-Pearson principle. We propose a method to optimize the setting of weights $\boldsymbol{\lambda}$ with the goal of improving the detection performance. We also demonstrate that proper weighting can improve detection performance than the debiased LASSO detector (DL) [17] through numerical experiments.

The present paper is organized as follows. In Section II, we implement DWLD for compressed sensing radar system with prior information providing theoretical consideration on its detection performance. The approach to optimize the weights, in order to improve detection performance, is also proposed. Section III provides some numerical results of the detection performance of DWLD. We conclude the paper in Section IV.

Throughout the paper, we use a , \mathbf{a} and \mathbf{A} as a number, a vector and a matrix, respectively. For a set S , $\#S$ denotes its cardinality. Function $\delta(\cdot)$ is the Dirac's delta function and $\Theta(x)$ is Heaviside's step function. The operators $(\cdot)^T$, $(\cdot)^*$ and $(\cdot)^H$ represent the transpose, conjugate and conjugate

transpose of a component, respectively. The indicator function is of a subset A of a set X is presented by $\mathbf{1}_A(x)$.

II. DESIGN AND ANALYSIS OF DEBIASED WEIGHTED LASSO DETECTOR

In this section, we first provide some metrics with regard to detection performance in Section II-A. Then the framework of DWLD together with NWLD is introduced in Section II-B. We also give a concrete implementation of DWLD under row-orthogonal design, including the procedure for calculating thresholds based on false alarm rates. The advantages of DWLD are elaborated mainly by comparing with NWLD in Section II-C. At last, the method to optimize the weights $\boldsymbol{\lambda}$ is proposed in Section II-D.

A. Preliminaries

For the N detection problems described in (5), we here define the following performance metrics. Suppose we perform the tests for T trials. Denote by

$$\varphi_i^{(t)} = \begin{cases} 1, & \text{if detector reject } \mathcal{H}_{0,i} \text{ in } t\text{-th trial;} \\ 0, & \text{otherwise,} \end{cases} \quad (8)$$

for $i = 1, \dots, N$ and $t = 1, \dots, T$. Define the probability of false alarm $P_{fa,i}$ for the i -th problem or entry of \mathbf{x}_0 as

$$P_{fa,i} = \lim_{T \rightarrow \infty} \frac{\sum_{t=1}^T \varphi_i^{(t)} \cdot \mathbf{1}_{S_i^c}(i)}{\sum_{t=1}^T \mathbf{1}_{S_i^c}(i)}, \quad (9)$$

and the probability of detection $P_{d,i}$ as

$$P_{d,i} = \lim_{T \rightarrow \infty} \frac{\sum_{t=1}^T \varphi_i^{(t)} \cdot \mathbf{1}_{S_i}(i)}{\sum_{t=1}^T \mathbf{1}_{S_i}(i)}, \quad (10)$$

where $S_t = \{i : x_{0,i}^{(t)} \neq 0\}$ is the support set of $\mathbf{x}_0^{(t)}$ with $S_t^c = \{1, \dots, N\} \setminus S_t$.

The prior information $\mathbf{p} = [p_1, p_2, \dots, p_N]^T$ of \mathbf{x}_0 is defined as the probability that each entry of \mathbf{x}_0 is non-zero, such that

$$P(\mathbf{x}_0) = \prod_{i=1}^N [(1 - p_i)\delta(x_{0,i}) + p_i Q_i(x_{0,i})], \quad (11)$$

where $Q_i(x_{0,i})$ is the distribution of non-zero entry of \mathbf{x}_0 .

Since N detection problems are processed simultaneously, we define the total false alarm rate \bar{P}_{fa} as follow,

$$\bar{P}_{fa} = \lim_{T \rightarrow \infty} \frac{\sum_{t=1}^T \sum_{i=1}^N \varphi_i^{(t)} \cdot \mathbf{1}_{S_t^c}(i)}{\sum_{t=1}^T \sum_{i=1}^N \mathbf{1}_{S_t^c}(i)}, \quad (12)$$

and similarly the total detection rate \bar{P}_d

$$\bar{P}_d = \lim_{T \rightarrow \infty} \frac{\sum_{t=1}^T \sum_{i=1}^N \varphi_i^{(t)} \cdot \mathbf{1}_{S_t}(i)}{\sum_{t=1}^T \sum_{i=1}^N \mathbf{1}_{S_t}(i)}. \quad (13)$$

With the definition of prior information \mathbf{p} above, one can say that

$$p_i = \lim_{T \rightarrow \infty} \frac{1}{T} \sum_{t=1}^T \mathbf{1}_{S_t}(i). \quad (14)$$

Therefore,

$$\bar{P}_{fa} = \sum_{i=1}^N (1-p_i) P_{fa,i} / \sum_{i=1}^N (1-p_i), \quad (15)$$

$$\bar{P}_d = \sum_{i=1}^N p_i P_{d,i} / \sum_{i=1}^N p_i. \quad (16)$$

Note that if we take the limit $N \rightarrow \infty$, these definition will be the same as that in [17], with (12) and (13) considering prior information.

B. Design of the debiased weighted LASSO detector

Similarly to [17], we demonstrate and compare DWLD with NWLD. Their frameworks are shown in Fig. 1 (a) and (b). The main difference between the two detectors is in the test statistics and thresholds. The latter performs a ‘‘debiased’’ procedure, which is a linear transform of the weighted LASSO estimator, and applies calculable thresholds with given false alarm rate for each entry. The details of the superiority of DWLD and their proofs will be presented in Sec. II-C.

Due to the random nature of the row-orthogonal matrix \mathbf{A} , $\hat{\mathbf{x}}^d$ is expected to follow Gaussian distribution with mean \mathbf{x}_0 . Actually, this is the case as long as \mathbf{A} is ‘‘right rotation invariant’’, which means that the right singular basis of \mathbf{A} is regarded as a random sample from the Haar measure of $N \times N$ orthogonal (or unitary) matrices. Further, in such cases, methods of statistical mechanics offer formulas to appropriately construct $\hat{\mathbf{x}}^d$ from the (weighted) LASSO estimator and to analytically evaluate the variance of $\hat{\mathbf{x}}^d$ depending on the asymptotic eigenvalue distribution $\rho_{\mathbf{J}}(s)$ of $\mathbf{J} = \mathbf{A}^T \mathbf{A}$ (or $\mathbf{J} = \mathbf{A}^H \mathbf{A}$) [16], [17]. Utilizing the formulas, we here propose DWLD for complex-valued row-orthogonal observation matrix, whose procedure is shown in Algorithm 1. Due to space limitation, we leave its derivation to [17].

One can deduce results similar to (17) for random Gaussian measurement matrices from some conclusions in [24]. More specifically, with Theorem 10 in [24], the debiased coefficient for random Gaussian design is $\Lambda_G = \gamma - \rho_a$, where $\rho_a = \#\{i | \hat{x}_i^{\text{WL}} \neq 0\} / N$ denotes the *active component density* for real-valued situation. We emphasize that the methodologies in [16], [17] not only reproduce the same result for the Gaussian matrices but also can offer the debiased coefficients for general right rotation invariant matrices.

C. Analysis of detection performance

In general, the advantage of DWLD is that its threshold $\kappa_{d,i}$ can be calculated analytically from the false alarm rate $P_{fa,i}$. On the other hand, due to the fact that there is no analytic solution for weighted LASSO, one cannot establish the relationship between the threshold $\kappa_{WL,i}$ of NWLD and the false alarm rate $P_{fa,i}$. We will next introduce the two benefits brought by DWLD in Section II-C1 and II-C2, respectively.

Algorithm 1 DWLD under complex row-orthogonal design

Input: \mathbf{y} , \mathbf{A} , weights $\boldsymbol{\lambda}$, probability of false alarm $\{P_{fa,i}\}_{i=1}^N$, variance of noise σ^2

Output: debiased weighted LASSO estimator $\hat{\mathbf{x}}^d$, threshold $\{\kappa_{d,i}\}_{i=1}^N$

1: Let

$$\hat{\mathbf{x}}^{\text{WL}} = \arg \min_{\mathbf{x}} \left\{ \frac{1}{2} \|\mathbf{y} - \mathbf{A}\mathbf{x}\|_2^2 + \sum_{i=1}^N \lambda_i \|x_i\| \right\}.$$

2: The debiased weighted LASSO estimator is obtained from

$$\hat{\mathbf{x}}^d = \hat{\mathbf{x}}^{\text{WL}} + \frac{1}{\Lambda_{\text{CRO}}} \mathbf{A}^H (\mathbf{y} - \mathbf{A} \hat{\mathbf{x}}^{\text{WL}}), \quad (17)$$

with Λ_{CRO} and ρ_{CA} are solved from the following fixed point equation

$$\begin{aligned} \Lambda_{\text{CRO}} &= \frac{\gamma - \rho_{\text{CA}}}{1 - \rho_{\text{CA}}}, \\ \rho_{\text{CA}} &= \frac{1}{2N} \sum_{i=1}^N \left[\left(2 - \frac{\lambda_i}{\Lambda_{\text{CRO}} |\hat{x}_i^{\text{WL}}| + \lambda_i} \right) \cdot \Theta(|\hat{x}_i^{\text{WL}}|) \right]. \end{aligned} \quad (18)$$

3: The threshold $\{\kappa_{d,i}\}_{i=1}^N$ is given by

$$\kappa_{d,i} = -\sigma_w^2 \ln P_{fa,i},$$

where

$$\sigma_w^2 = \frac{\gamma(1-\gamma)}{(\gamma - \rho_{\text{CA}})^2} \overline{\text{RSS}} + \sigma^2, \quad (19)$$

$$\overline{\text{RSS}} = \frac{1}{M} \|\mathbf{y} - \mathbf{A} \hat{\mathbf{x}}^{\text{WL}}\|_2^2. \quad (20)$$

1) *Analytical expression of false alarm probability:* Controlling the probability of false alarm is very important for radar applications. Under the Neyman-Pearson criterion, the performance of the detectors can be compared only if the upper bound of the false alarm rate is controlled. Therefore, we state that the most significant strength of DWLD is that the analytical relationship between the threshold $\kappa_{d,i}$ and the false alarm rate $P_{fa,i}$ is available. As shown in [24], for the debiased estimator (7), the empirical distribution of the difference

$$\mathbf{w} \doteq \hat{\mathbf{x}}^d - \mathbf{x}_0, \quad (21)$$

converges weakly to a zero-mean Gaussian distribution as $N \rightarrow \infty$ for a specific Λ . Denote the sample variance of \mathbf{w} by σ_w^2 , one can get the following analytical relationship between the probability of false alarm $P_{fa,i}$ and the threshold $\kappa_{d,i}$ of the detector.

Theorem II.1. *When $N \rightarrow \infty$, the false alarm probability of i -th entry $P_{fa,i}$ of DWLD satisfies:*

$$\kappa_{d,i} = -\sigma_w^2 \ln P_{fa,i}, \quad (22)$$

where the test is

$$\varphi_i = \begin{cases} 1, & |\hat{x}_i^d|^2 > \kappa_{d,i}; \\ 0, & \text{otherwise.} \end{cases} \quad (23)$$

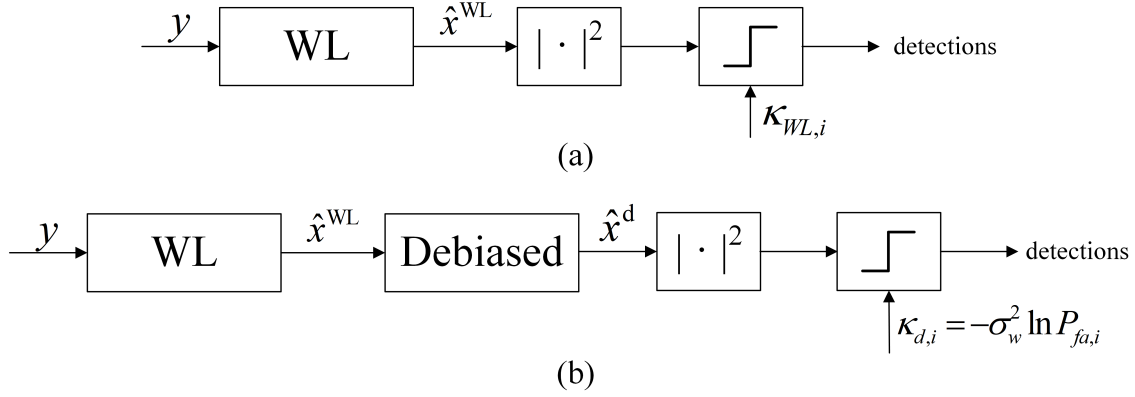


Fig. 1. Frameworks of two detectors for detection problem (5): (a) naive weighted LASSO detector (NWLD); (b) debiased weighted LASSO detector (DWLD).

The readers are referred to [17] for the proof. Due to the fact that almost all of the solutions obtained by CS methods does not have a closed form, neither the distribution of the solutions, it is hard to obtain such conclusion for conventional CS detectors.

2) *Better detection performance*: Based on the definition and subdifferential properties of a convex function, one can draw the following conclusion.

Theorem II.2. *For the same false alarm probability $P_{fa,i}$, the detection probability of DWLD $P_{d,i}^{(1)}$ is not less than that of NWLD $P_{d,i}^{(2)}$.*

The proof of this conclusion is similar as that of Theorem 2.7 in [17], which we refer the readers to. Theorem II.2 guarantees that DWLD has a better detection performance comparing with weighted LASSO detector.

D. Optimization of weights

One can easily conclude from the previous analysis that the smaller σ_w^2 is, the better the detection performance of DWLD can achieve. Given other parameters (e.g. distribution and size of measurement matrix \mathbf{A} , variance of the noise σ^2 , distribution of \mathbf{x}_0 , etc.), σ_w^2 can be expressed as a function of weights $\boldsymbol{\lambda}$ and prior information \mathbf{p} , given by

$$\sigma_w^2 = f_1(\boldsymbol{\lambda}, \mathbf{p}). \quad (24)$$

However, f_1 is unavailable because we do not know \mathbf{x}_0 . Instead, we can obtain its estimation $\hat{\sigma}_w^2$ by the method developed in [16] and [17], which can be represented by

$$\mathbb{E}_{\mathbf{A}, \boldsymbol{\xi}, \mathbf{x}_0}(\hat{\sigma}_w^2) = f_2(\boldsymbol{\lambda}, \mathbf{p}), \quad (25)$$

where the specific implementation of f_2 can be obtained from Algorithm 1. Therefore, we can find the optimal weights $\boldsymbol{\lambda}$ for the prior information \mathbf{p} by optimizing f_2 , given by

$$\boldsymbol{\lambda}^* = \arg \min_{\boldsymbol{\lambda}} \{f_2(\boldsymbol{\lambda}, \mathbf{p})\} \doteq f_3(\mathbf{p}). \quad (26)$$

Unfortunately, f_2 dose not have an analytic expression. Employing heuristic algorithms to solve an N -dimensional parameter optimization problem is not very practical. Therefore, we reduced the degrees of freedom by parameterizing the

weight vector $\boldsymbol{\lambda}$ with a few hyper-parameters, such as a linear model $\lambda_i^* \simeq \lambda_0 - \alpha p_i$, or an exponential model $\lambda_i^* \simeq \lambda_0 / p_i^\alpha$, and obtained sub-optimal results. Consequently, considering the linear model for example, the optimization problem in (26) becomes

$$\{\lambda_0, \alpha\} = \arg \min_{\{a, b\}} \{f_2(\{a - bp_i\}_{i=1}^N, \mathbf{p})\}. \quad (27)$$

The simulation results in Section III will verify the effectiveness of proposed weights optimization approach.

III. NUMERICAL EXPERIMENTS

We will demonstrate the detection performance of DWLD through numerical simulation, mainly under row-orthogonal design. We first verify the ability of DWLD to determine the threshold based on the false alarm rate in Sec. III-B, in which we compare DWLD and NWLD. Then, in Sec. III-C, the comparison between DWLD with DLD under complex row-orthogonal design, which is termed CROD in [17], illustrates that proper setting of weights $\boldsymbol{\lambda}$ can lead to improved detection performance.

A. Settings

In all the numerical experiments, we artificially generate the original signal \mathbf{x}_0 , observation matrix \mathbf{A} and the noise $\boldsymbol{\xi}$. The original signal \mathbf{x}_0 is generated from the Bernoulli-Gaussian distribution and the entries are independent with prior information \mathbf{p} , thus

$$P(\mathbf{x}_0) = \prod_{i=1}^N \left[(1 - p_i) \delta(x_{0,i}) + \frac{p_i}{\pi \sigma_x^2} e^{-|x_{0,i}|^2 / \sigma_x^2} \right]. \quad (28)$$

The measurement matrix \mathbf{A} is decided by the radar system. The entries of the noise $\boldsymbol{\xi}$ are i.i.d. complex Gaussian variables: $\xi_i \sim \mathcal{CN}(0, \sigma^2)$. We adopt the matched filtering (MF) definition of the signal-to-noise ratio (SNR) [5], such that

$$\text{SNR} = \frac{\gamma \sigma_x^2}{\sigma^2}. \quad (29)$$

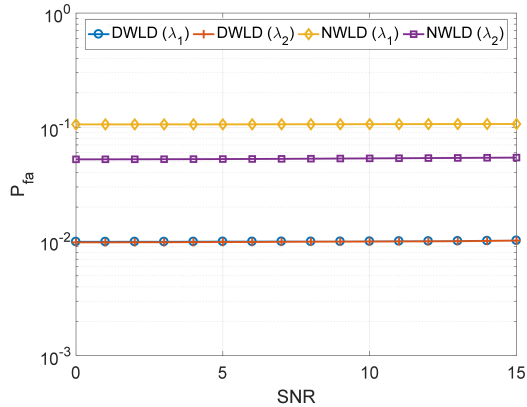


Fig. 2. Total false alarm rate of DWLD and NWLD vary with SNR for the first prior information setting (30). Here $\gamma = 0.5$.

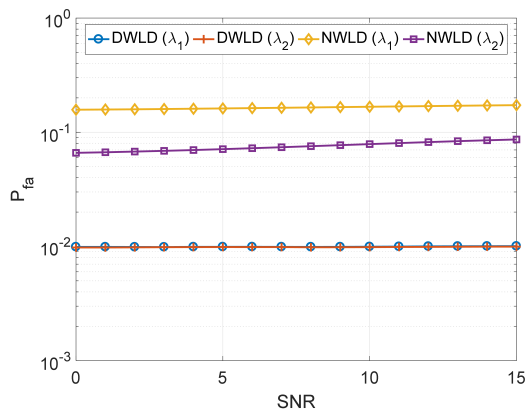


Fig. 3. Total false alarm rate of DWLD and NWLD vary with SNR for the second prior information setting (31). Here $\gamma = 0.5$.

B. Comparison of DWLD and NWLD

We apply DWLD and NWLD for solving the sub-Nyquist radar detection problem, in which the observation matrix \mathbf{A} is partial Fourier, and examine their false alarm rate. In the following experiments, we set the length of \mathbf{x}_0 to $N = 512$ and the variance of noise σ^2 to 0.01. The probability of false alarm is set to 0.01. All the results are obtained by 10^4 Monte-Carol trials.

The result of the first experiment is shown in Fig. 2, where the prior information \mathbf{p} is set as

$$p_i = \begin{cases} 0.01, & 1 \leq i \leq \frac{3}{4}N, \\ 0.8, & \frac{3}{4}N < i \leq N. \end{cases} \quad (30)$$

The weight vectors λ_1 and λ_2 of the two detectors are set to $\lambda_{1,i} = 0.1 - 0.1p_i$ and $\lambda_{2,i} = 0.15 - 0.15p_i$, respectively. The threshold of NWLD is set to 0, which corresponds to the naive decision based on the weighted LASSO estimator. From the result we can see that DWLD has a good ability to control the false alarm rate when different parameters vary while NWLD does not.

The second one sets the prior information \mathbf{p} as

$$p_i = \begin{cases} 0.05, & 1 \leq i \leq \frac{3}{4}N, \\ 0.6, & \frac{3}{4}N < i \leq N. \end{cases} \quad (31)$$

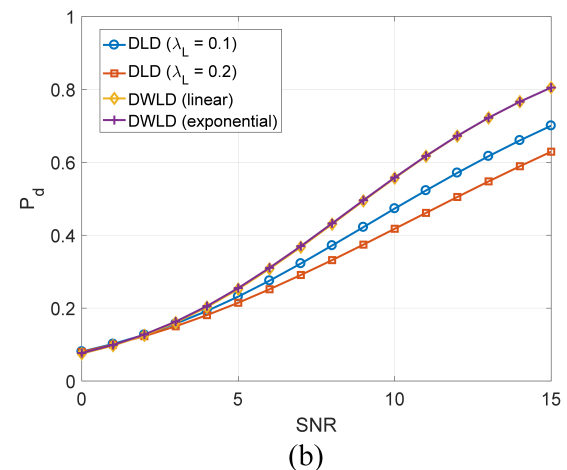
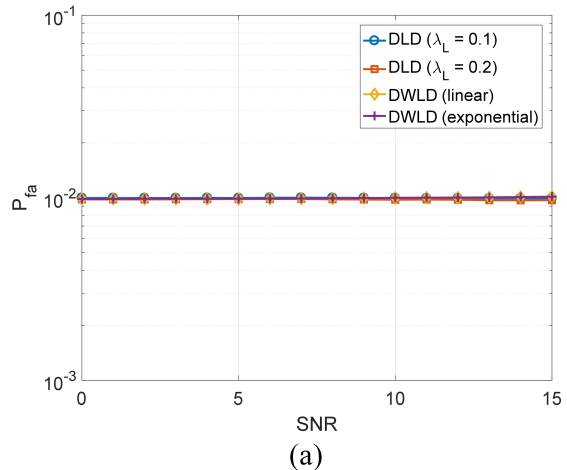


Fig. 4. (a) Total false alarm rate and (b) total detection rate of different detectors vary with SNR for the first prior information setting (30). Here $\gamma = 0.5$.

The setting of weights and thresholds are the same as in the former one. The result is shown in Fig. 3, in which DWLD also controls the false alarm rate completely.

C. Detection performance of DWLD

We then compare the detection performance of DWLD and DLD, and the parameter settings of \mathbf{A} , \mathbf{x}_0 and ξ are the same as in Sec. III-B. The result of the first experiment is shown in Fig. 4, where the prior information \mathbf{p} is setting as (30). We compare the detection performance of DWLD with DLD for two regularization parameter settings. The regularization parameters of DLD λ_L are set to be 0.1 and 0.2. Meanwhile, the weight vectors λ were optimized to $\lambda_i = 0.1000 - 0.1002p_i$ for the linear model and $\lambda_i = 0.0212/p_i^{0.3470}$ for the exponential model for \mathbf{p} of (30). We demonstrate how the detection performance of these detectors varies with SNR. The results suggest that both detectors can maintain the false alarm rate with different SNR, and the total detection rate of DWLD is higher than DLD.

The second one sets the prior information \mathbf{p} as (31). The regularization parameters of DLD λ_L are set to be 0.1 and 0.2,

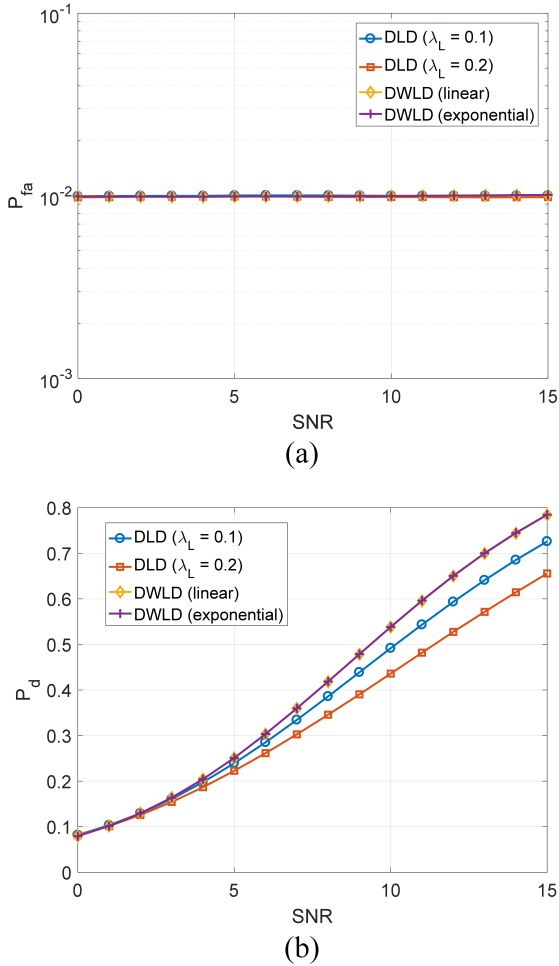


Fig. 5. (a) Total false alarm rate and (b) total detection rate of different detectors vary with SNR for the second prior information setting (31). Here $\gamma = 0.5$.

and the optimal weight vectors λ were $\lambda_i = 0.0963 - 0.1038p_i$ for the linear model and $\lambda_i = 0.0281/p_i^{0.3594}$ for the exponential model. The result is shown in Fig. 5, which indicates that DWLD also presents better detection performance than DLD.

IV. CONCLUSION

The present paper introduces the design of the detector based on debiased weighted LASSO estimator for CS radar systems. The detection performance is analyzed theoretically and proved to be better than the naive one. Aiming at improving the detection performance, we propose an approach to optimize the weights λ . By comparing DWLD with DLD, numerical results show that proper design of weights improves the detection performance.

REFERENCES

- [1] L. Xiao, Y. Liu, T. Huang, X. Liu, and X. Wang, "Distributed target detection with partial observation," *IEEE Transactions on Signal Processing*, vol. 66, no. 6, pp. 1551–1565, 2018.
- [2] T. Huang, Y. Liu, X. Xu, Y. C. Eldar, and X. Wang, "Analysis of frequency agile radar via compressed sensing," *IEEE Transactions on Signal Processing*, vol. 66, no. 23, pp. 6228–6240, 2018.

- [3] L. Wang, T. Huang, and Y. Liu, "Randomized stepped frequency radars exploiting block sparsity of extended targets: A theoretical analysis," *IEEE Transactions on Signal Processing*, vol. 69, pp. 1378–1393, 2021.
- [4] D. Cohen and Y. C. Eldar, "Sub-nyquist radar systems: Temporal, spectral, and spatial compression," *IEEE Signal Processing Magazine*, vol. 35, no. 6, pp. 35–58, 2018.
- [5] S. Na, K. V. Mishra, Y. Liu, Y. C. Eldar, and X. Wang, "Tensur: Tensor-based 4d sub-nyquist radar," *IEEE Signal Processing Letters*, vol. 26, no. 2, pp. 237–241, 2018.
- [6] R. Tibshirani, "Regression shrinkage and selection via the lasso," *Journal of the Royal Statistical Society: Series B (Methodological)*, vol. 58, no. 1, pp. 267–288, 1996.
- [7] E. Greenshtein and Y. Ritov, "Persistence in high-dimensional linear predictor selection and the virtue of overparametrization," *Bernoulli*, vol. 10, no. 6, pp. 971–988, 2004.
- [8] P. J. Bickel, Y. Ritov, and A. B. Tsybakov, "Simultaneous analysis of lasso and dantzig selector," *The Annals of Statistics*, vol. 37, no. 4, pp. 1705–1732, 2009.
- [9] E. Candes and T. Tao, "The dantzig selector: Statistical estimation when p is much larger than n ," *The Annals of Statistics*, vol. 35, no. 6, pp. 2313–2351, 2007.
- [10] G. Raskutti, M. J. Wainwright, and B. Yu, "Minimax rates of estimation for high-dimensional linear regression over ℓ_q -balls," *IEEE transactions on information theory*, vol. 57, no. 10, pp. 6976–6994, 2011.
- [11] N. Meinshausen and P. Bühlmann, "High-dimensional graphs and variable selection with the lasso," *The Annals of Statistics*, vol. 34, no. 3, pp. 1436–1462, 2006.
- [12] P. Zhao and B. Yu, "On model selection consistency of lasso," *The Journal of Machine Learning Research*, vol. 7, pp. 2541–2563, 2006.
- [13] M. J. Wainwright, "Sharp thresholds for high-dimensional and noisy sparsity recovery using ℓ_1 -constrained quadratic programming (lasso)," *IEEE transactions on information theory*, vol. 55, no. 5, pp. 2183–2202, 2009.
- [14] A. Javanmard and A. Montanari, "Hypothesis testing in high-dimensional regression under the gaussian random design model: Asymptotic theory," *IEEE Transactions on Information Theory*, vol. 60, no. 10, pp. 6522–6554, 2014.
- [15] L. Anitori, A. Maleki, M. Otten, R. G. Baraniuk, and P. Hoogeboom, "Design and analysis of compressed sensing radar detectors," *IEEE Transactions on Signal Processing*, vol. 61, no. 4, pp. 813–827, 2012.
- [16] T. Takahashi and Y. Kabashima, "A statistical mechanics approach to debiasing and uncertainty estimation in lasso for random measurements," *Journal of Statistical Mechanics: Theory and Experiment*, vol. 2018, no. 7, p. 073405, 2018.
- [17] S. Na, T. Huang, Y. Liu, T. Takahashi, Y. Kabashima, and X. Wang, "Compressed sensing radar detectors under the row-orthogonal design model: a statistical mechanics perspective," *arXiv preprint arXiv:2209.15273*, 2022.
- [18] S. Na, T. Huang, Y. Liu, and X. Wang, "Track-before-detect for sub-nyquist radar," in *ICASSP 2020-2020 IEEE International Conference on Acoustics, Speech and Signal Processing (ICASSP)*. IEEE, 2020, pp. 6029–6033.
- [19] N. Vaswani and W. Lu, "Modified-cs: Modifying compressive sensing for problems with partially known support," *IEEE Transactions on Signal Processing*, vol. 58, no. 9, pp. 4595–4607, 2010.
- [20] D. Liang and L. Ying, "Compressed-sensing dynamic mr imaging with partially known support," in *2010 Annual International Conference of the IEEE Engineering in Medicine and Biology*. IEEE, 2010, pp. 2829–2832.
- [21] D. Needell, R. Saab, and T. Woolf, "Weighted-minimization for sparse recovery under arbitrary prior information," *Information and Inference: A Journal of the IMA*, vol. 6, no. 3, pp. 284–309, 2017.
- [22] L. Lian, A. Liu, and V. K. Lau, "Weighted lasso for sparse recovery with statistical prior support information," *IEEE Transactions on Signal Processing*, vol. 66, no. 6, pp. 1607–1618, 2018.
- [23] T. Tanaka and J. Raymond, "Optimal incorporation of sparsity information by weighted ℓ_1 optimization," in *2010 IEEE International Symposium on Information Theory*. IEEE, 2010, pp. 1598–1602.
- [24] M. Celentano, A. Montanari, and Y. Wei, "The lasso with general gaussian designs with applications to hypothesis testing," *arXiv preprint arXiv:2007.13716*, 2020.