
ReMaX: Relaxing for Better Training on Efficient Panoptic Segmentation

Shuyang Sun^{1*} Weijun Wang² Qihang Yu[†] Andrew Howard² Philip Torr¹ Liang-Chieh Chen[†]
¹University of Oxford ²Google Research

Abstract

This paper presents a new mechanism to facilitate the training of mask transformers for efficient panoptic segmentation, democratizing its deployment. We observe that due to its high complexity, the training objective of panoptic segmentation will inevitably lead to much higher false positive penalization. Such unbalanced loss makes the training process of the end-to-end mask-transformer based architectures difficult, especially for efficient models. In this paper, we present ReMaX that adds relaxation to mask predictions and class predictions during training for panoptic segmentation. We demonstrate that via these simple relaxation techniques during training, our model can be consistently improved by a clear margin **without** any extra computational cost on inference. By combining our method with efficient backbones like MobileNetV3-Small, our method achieves new state-of-the-art results for efficient panoptic segmentation on COCO, ADE20K and Cityscapes. Code and pre-trained checkpoints will be available at <https://github.com/google-research/deeplab2>.

1 Introduction

Panoptic segmentation [35] aims to provide a holistic scene understanding [61] by unifying instance segmentation [20] and semantic segmentation [23]. The comprehensive understanding of the scene is obtained by assigning each pixel a label, encoding both semantic class and instance identity. Prior works adopt separate segmentation modules, specific to instance and semantic segmentation, followed by another fusion module to resolve the discrepancy [69, 10, 34, 68, 52, 41]. More recently, thanks to the transformer architecture [62, 4], mask transformers [64, 11, 73, 42, 70, 13, 71] are proposed for end-to-end panoptic segmentation by directly predicting class-labeled masks.

Although the definition of panoptic segmentation only permits each pixel to be associated with just one mask entity, some recent mask transformer-based works [11, 73, 12, 39] apply sigmoid cross-entropy loss (*i.e.*, not enforcing a single prediction via softmax cross-entropy loss) for mask supervision. This allows each pixel to be associated with multiple mask predictions, leading to an extremely unbalanced loss during training. As shown in Figure 1, when using the sigmoid cross-entropy loss to supervise the mask branch, the false-positive (FP) loss can be even $10^3 \times$ larger than the false-negative (FN) loss. Surprisingly, such unbalanced loss leads to better results than using softmax cross-entropy, which indicates that the gradients produced by the FP loss are still helpful for better performance.

However, the radical imbalance in the losses makes it difficult for the network to produce confident predictions, especially for efficient backbones [27, 56, 26], as they tend to make more mistakes given the smaller model size. Meanwhile, the training process will also become unstable due to the large scale loss fluctuation. To address this issue, recent approaches [4, 11, 12, 39] need to carefully clip

*Work done during internship at Google Research. Correspondence to: kevin.sun@robots.ox.ac.uk

†Work done while at Google.

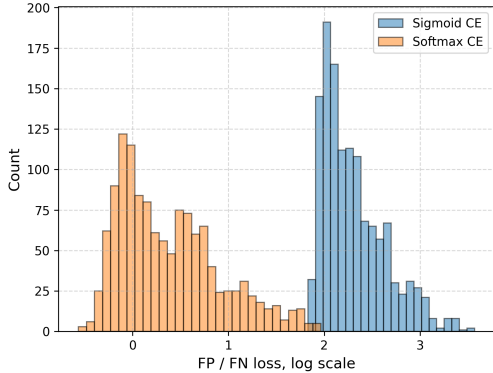


Figure 1: **The histogram shows the ratio of false positives to false negatives for the cross-entropy loss, on a logarithmic scale.** When using sigmoid as the activation function, the false positive loss is always over $100\times$ greater than the false negative, making the total loss to be extremely unbalanced.

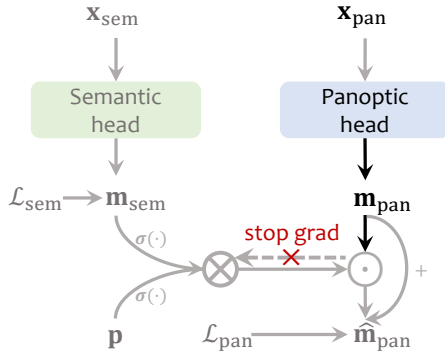


Figure 2: **ReMask Operation.** Modules, representations and operations rendered in gray are *not* used in testing. \otimes and \odot represent the matrix multiplication and Hadamard multiplication and $+$ means element-wise sum. The \times symbol and “stop grad” mean that there is no gradient flow to \mathbf{m}_{sem} from \mathcal{L}_{pan} during training.

the training gradients to a very small value like 0.01; otherwise, the loss would explode and the training would collapse. In this way, the convergence of the network will also be slower. A natural question thus emerges: *Is there a way to keep those positive gradients, while better stabilizing the training of the network?*

To deal with the aforementioned conflicts in the learning objectives, one naïve solution is to apply *weighted* sigmoid cross entropy loss during training. However, simply applying the hand-crafted weights would equivalently scale the losses for all data points, which means those positive and helpful gradients will be also scaled down. Therefore, in this paper, we present a way that can adaptively adjust the loss weights by only adding training-time relaxation to mask-transformers [71, 64, 11, 13, 42, 73]. In particular, we propose two types of relaxation: Relaxation on Masks (ReMask) and Relaxation on Classes (ReClass).

The proposed ReMask is motivated by the observation that semantic segmentation is a relatively easier task than panoptic segmentation, where only the predicted semantic class is required for each pixel without distinguishing between multiple instances of the same class. As a result, semantic segmentation prediction could serve as a coarse-grained task and guide the semantic learning of panoptic segmentation. Specifically, instead of directly learning to predict the panoptic masks, we add another auxiliary branch during training to predict the semantic segmentation outputs for the corresponding image. The panoptic prediction is then calibrated by the semantic segmentation outputs to avoid producing too many false positive predictions. In this way, the network can be penalized less by false positive losses.

The proposed ReClass is motivated by the observation that each predicted mask may potentially contain regions involving multiple classes, especially during the early training stage, although each ground-truth mask and final predicted mask should only contain one target in the mask transformer framework [64]. To account for this discrepancy, we replace the original one-hot class label for each mask with a softened label, allowing the ground-truth labels to have multiple classes. The weights of each class is determined by the overlap of each predicted mask with all ground-truth masks.

By applying such simple techniques for relaxation to the state-of-the-art kMaX-DeepLab [71], our method, called ReMaX, can train the network stably without any gradient-clipping operation with a over $10\times$ greater learning rate than the baseline. Experimental results have shown that our method not only speeds up the training by $3\times$, but also leads to much better results for panoptic segmentation. Overall, ReMaX sets a new state-of-the-art record for efficient panoptic segmentation. Notably, for efficient backbones like MobileNetV3-Small and MobileNetV3-Large [26], our method can outperform the strong baseline by 4.9 and 5.2 in PQ on COCO panoptic for short schedule training; while achieves 2.9 and 2.1 improvement in PQ for the final results (*i.e.*, long schedules). Meanwhile,

our model with a Axial-ResNet50 (MaX-S) [63] backbone outperforms all state-of-the-art methods with $3\times$ larger backbones like ConvNeXt-L [46] on Cityscapes [16]. Our model can also achieve the state-of-the-art performance when compared with the other state-of-the-art efficient panoptic segmentation architectures like YOSO [28] and MaskConver [28] on COCO [43], ADE20K [74] and Cityscapes [16] for efficient panoptic segmentation.

2 Related Work

Mask Transformers for image segmentation. Recent advancements in image segmentation has proven that Mask Transformers [64], which predict class-labeled object masks through the Hungarian matching of predicted and ground truth masks using Transformers as task decoders [62, 4], outperform box-based methods [34, 68, 53] that decompose panoptic segmentation into multiple surrogate tasks, such as predicting masks for detected object bounding boxes [22] and fusing instance and semantic segmentation [47, 8] with merging modules [41, 52, 44, 69, 10, 40]. The Mask Transformer based methods rely on converting object queries to mask embedding vectors [31, 60, 65], which are then multiplied with pixel features to generate predicted masks. Other approaches such as Segmenter [58] and MaskFormer [13] have also used mask transformers for semantic segmentation. K-Net [73] proposes dynamic kernels for generating masks. CMT-DeepLab [70] suggests an additional clustering update term to improve transformer’s cross-attention. Panoptic Segformer [42] enhances mask transformers with deformable attention [75]. Mask2Former [13] adopts masked-attention, along with other technical improvements such as cascaded transformer decoders [4], deformable attention [75], and uncertainty-based point supervision [36], while kMaX-DeepLab [71] employs k-means cross-attention. OneFormer [30] extends Mask2Former with a multi-task train-once design. Our work builds on top of the modern mask transformer, kMaX-DeepLab [71], and adopts novel relaxation methods to improve model capacity.

The proposed Relaxation on Masks (ReMask) is similar to the masked-attention in Mask2Former [13] and the k-means attention in kMaX-DeepLab [71] in the sense that we also apply pixel-filtering operations to the predicted masks. However, our ReMask operation is fundamentally distinct from theirs in several ways: (1) we learn the threshold used to filter pixels in panoptic mask predictions through a semantic head during training, while both masked-attention [13] and k-means attention [71] use either hard thresholding or argmax operation on pixel-wise confidence for filtering; (2) our approach relaxes the training objective by applying a pixel-wise semantic loss on the semantic mask for ReMask, while they do not have explicit supervision for that purpose; and (3) we demonstrate that ReMask can complement k-means attention in Section 4.

Acceleration for Mask Transformers for efficient panoptic segmentation. DETR [4] successfully proves that Transformer-based approaches can be used as decoders for panoptic segmentation, however, it still suffer from the slow training problem which requires over 300 epochs for just one go. Recent works [13, 71, 75, 49] have found that applying locality-enhanced attention mechanism can help to boost the speed of training for instance and panoptic segmentation. Meanwhile, some other works [73, 42, 32] found that by removing the bi-partite matching for *stuff* classes and applying a separate group of mask queries for *stuff* classes can also help to speed up the convergence. Unlike them, which apply architectural level changes to the network, our method only applies training-time relaxation to the framework, which do not introduce any extra cost during testing. Apart from the training acceleration, recent works [25, 28, 10, 54, 50] focus on how to make the system for panoptic segmentation more efficient. However, all these works focus on the modulated architectural design while our approach focus on the training pipeline, which should be two orthogonal directions.

Coarse-to-fine refinement for image segmentation. In the field of computer vision, it is a common practice to learn representations from coarse to fine, particularly in image segmentation. For instance, DeepLab [6, 8] proposes a graph-based approach [37, 7] that gradually refines segmentation results. Recently, transformer-based methods for image segmentation such as [64, 13, 73, 67, 42, 19] have also adopted a multi-stage strategy to iteratively improve predicted segmentation outcomes in transformer decoders. The concept of using coarse-grained features (*e.g.*, semantic segmentation) to adjust fine-grained predictions (*e.g.*, instance segmentation) is present in certain existing works, including [9, 2, 3]. However, these approaches can lead to a substantial increase in model size and number of parameters during both training and inference. By contrast, our ReMaX focuses solely on utilizing the coarse-fine

hierarchy for relaxation *without* introducing any additional parameters or computational costs during inference.

Regularization and relaxation techniques. The proposed Relaxation on Classes (ReClass) involves adjusting label weights based on the prior knowledge of mask overlaps, which is analogous to the re-labeling strategy employed in CutMix-based methods such as [72, 5], as well as label smoothing [59] used in image classification. However, the problem that we are tackling is substantially different from the above label smoothing related methods in image classification. In image classification, especially for large-scale single-class image recognition benchmarks like ImageNet [55], it is unavoidable for images to cover some of the content for other similar classes, and label smoothing is proposed to alleviate such labelling noise into the training process. However, since our approach is designed for Mask Transformers [64, 11, 13, 71, 70] for panoptic segmentation, each image is precisely labelled to pixel-level, there is no such label noise in our dataset. We observe that other than the class prediction, the Mask Transformer approaches also introduce a primary class identification task for the class head. The proposal of ReClass operation reduces the complexity for the classification task in Mask Transformers. Prior to the emergence of Mask Transformers, earlier approaches did not encounter this issue as they predicted class labels directly on pixels instead of on masks.

3 Method

Before delving into the details of our method, we briefly recap the framework of mask transformers [64] for end-to-end panoptic segmentation. Mask Transformers like [64, 13, 73, 67, 42] perform both semantic and instance segmentation on the entire image using a single Transformer-based model. These approaches basically divide the entire framework into 3 parts: a backbone for feature extraction, a pixel decoder with feature pyramid that fuses the feature generated by the backbone, and a transformer mask decoder that translates features from the pixel decoder into panoptic masks and their corresponding class categories.

In the transformer decoder, a set of mask queries is learnt to segment the image into a set of masks by a mask head and their corresponding categories by a classification head. These queries are updated within each transformer decoder (typically, there are at least 6 transformer decoders) by the cross-attention mechanism [62] so that the mask and class predictions are gradually refined. The set of predictions are matched with the ground truth via bipartite matching during training; while these queries will be filtered with different thresholds as post-processing during inference.

3.1 Relaxation on Masks (ReMask)

The proposed Relaxation on Masks (ReMask) aims to ease the training of panoptic segmentation models. Panoptic segmentation is commonly viewed as a more intricate task than semantic segmentation, since it requires the model to undertake two types of segmentation (namely, instance segmentation and semantic segmentation). In semantic segmentation, all pixels in an image are labeled with their respective class, without distinguishing between multiple instances (*things*) of the same class. As a result, semantic segmentation is regarded as a more coarse-grained task when compared to panoptic segmentation. Current trend in panoptic segmentation is to model *things* and *stuff* in a unified framework and resorts to train both the coarse-grained segmentation task on *stuff* and the more fine-grained segmentation task on *things* together using a stricter composite objective on *things*, which makes the model training more difficult. We thus propose ReMask to exploit an auxiliary semantic segmentation branch to facilitate the training.

Definition. As shown in Figure 2, given a mask representation $\mathbf{x}_{\text{pan}} \in \mathbb{R}^{HW \times N_Q}$, we apply a panoptic mask head to generate panoptic mask logits $\mathbf{m}_{\text{pan}} \in \mathbb{R}^{HW \times N_Q}$. A mask classification head to generate the corresponding classification result $\mathbf{p} \in \mathbb{R}^{N_Q \times N_C}$ is applied for each query representation $\mathbf{q} \in \mathbb{R}^{N_Q \times d_q}$. A semantic head is applied after the semantic feature $\mathbf{x}_{\text{sem}} \in \mathbb{R}^{HW \times d_{\text{sem}}}$ from the pixel decoder to produces a pixel-wise semantic segmentation map $\mathbf{m}_{\text{sem}} \in \mathbb{R}^{HW \times N_C}$ assigning a class label to each pixel. Here H, W represent the height and width of the feature, N_Q is the number of mask queries, N_C denotes the number of semantic classes for the target dataset, d_q is the number of channels for the query representation, and d_{sem} is the number of channels for the input of semantic head. As for the structure for semantic head, we apply an ASPP module [8] and a 1×1



Figure 3: **Demonstration on How ReClass works.** We utilize the mask rendered in blue as an example. Our ReClass operation aims to soften the class-wise ground truth by considering the degree of overlap between the prediction mask and the ground truth mask. The blue mask intersects with both masks of "baseball glove" and "person", so the final class weights contain both and the activation of "person" in the prediction will no longer be regarded as a false positive case during training.

convolution layer afterwards to transform d_{sem} channels into N_C channels as the semantic prediction. Note that the whole auxiliary semantic branch will be skipped during inference as shown in Figure 2. Since the channel dimensionality between \mathbf{m}_{sem} and \mathbf{m}_{pan} is different, we map the semantic masks into the panoptic space by:

$$\hat{\mathbf{m}}_{\text{sem}} = \sigma(\mathbf{m}_{\text{sem}})\sigma(\mathbf{p}^\top), \quad (1)$$

where $\sigma(\cdot)$ function represents the sigmoid function that normalizes the logits into interval $[0, 1]$. Then we can generate the relaxed panoptic outputs $\hat{\mathbf{m}}_{\text{pan}}$ in the semantic masking process as follows:

$$\hat{\mathbf{m}}_{\text{pan}} = \mathbf{m}_{\text{pan}} + (\hat{\mathbf{m}}_{\text{sem}} \odot \mathbf{m}_{\text{pan}}), \quad (2)$$

where the \odot represents the Hadamard product operation. Through the ReMask operation, the false positive predictions in \mathbf{m}_{pan} can be suppressed by $\hat{\mathbf{m}}_{\text{sem}}$, so that during training each relaxed mask query can quickly focus on areas of their corresponding classes. Here we apply identity mapping to keep the original magnitude of \mathbf{m}_{pan} so that we can remove the semantic branch during testing. This makes ReMask as a complete relaxation technique that does not incur any overhead cost during testing. The re-scaled panoptic outputs $\hat{\mathbf{m}}_{\text{pan}}$ will be supervised by the losses \mathcal{L}_{pan} .

Stop gradient for a simpler objective to $\hat{\mathbf{m}}_{\text{sem}}$. In order to prevent the losses designed for panoptic segmentation from affecting the parameters in the semantic head, we halt the gradient flow to \mathbf{m}_{sem} , as illustrated in Figure 2. This means that the semantic head is solely supervised by a semantic loss \mathcal{L}_{sem} , so that it can focus on the objective of semantic segmentation, which is a less complex task.

How does ReMask work? As defined above, there are two factors that ReMask operation helps training, (1) the Hadamard product operation between the semantic outputs and the panoptic outputs that helps to suppress the false positive loss; and (2) the *relaxation* on training objectives that trains the entire network simultaneously with consistent (*coarse-grained*) semantic predictions. Since the semantic masking can also enhance the locality of the transformer decoder like [13, 71], we conducted experiments by replacing \mathbf{m}_{sem} with ground truth semantic masks to determine whether it is the training relaxation or the local enhancement that improves the training. When \mathbf{m}_{sem} is assigned with ground truth, there will be no \mathcal{L}_{sem} applied to each stage, so that \mathbf{m}_{pan} is applied with the most accurate local enhancement. In this way, there are large amount of false positive predictions masked by the ground truth semantic masks, so that the false positive gradient will be greatly reduced. The results will be reported in Section 4.

3.2 Relaxation on Classes (ReClass)

Mask Transformers [64, 13, 71, 42] operate under the assumption that each mask prediction corresponds to a single class, and therefore, the ground truth for the classification head are one-hot vectors. However, in practice, each imperfect mask predicted by the model during the training process may intersect with multiple ground truth masks, especially during the early stage of training. As shown in Figure 3, the blue mask, which is the mask prediction, actually covers two classes ("baseball glove" and "person") defined in the ground truth. If the class-wise ground truth only contains the

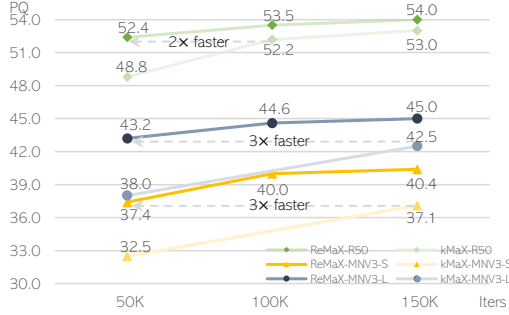


Figure 4: Performance on COCO *val* compared to the baseline kMaX-DeepLab [71]. ReMaX can lead to 3× faster convergence compared to the baseline, and can improve the baselines by a clear margin. The performance of ResNet-50 can be further improved to 54.2 PQ when the model is trained for 200K iterations.

Method	Backbone	Resolution	FPS	PQ
Panoptic-DeepLab [10]	MNV3-L [26]	641×641	26.3	30.0
Panoptic-DeepLab [10]	R50 [21]	641×641	20.0	35.1
Real-time [25]	R50 [21]	800×1333	15.9	37.1
MaskConver [54]	MN-MH [15]	640×640	40.2	37.2
MaskFormer [13]	R50 [21]	800×1333	17.6	46.5
YOSO [28]	R50 [21]	800×1333	23.6	48.4
YOSO [28]	R50 [21]	512×800	45.6	46.4
kMaX-DeepLab [71]	R50 [21]	1281×1281	16.3	53.0
ReMaX-T [†]	MNV3-S [26]	641×641	108.7	40.4
ReMaX-S [†]	MNV3-L [26]	641×641	80.9	44.6
ReMaX-M [‡]	R50 [21]	641×641	51.9	49.1
ReMaX-B	R50 [21]	1281×1281	16.3	54.2

Table 1: Comparison with other state-of-the-art efficient models (≥ 15 FPS) on COCO *val* set. The Pareto curve is shown in Figure 5 (b). The FPS of all models are evaluated on a NVIDIA V100 GPU with batch size 1. ^{†‡} represent the application of efficient pixel and transformer decoders. Please check the appendix for details.

class "baseball glove", the prediction for "person" will be regarded as a false positive case. However, the existence of features of other entities would bring over-penalization that makes the network predictions to be under-confident.

To resolve the above problem, we introduce another relaxation strategy on class logits, namely Class-wise Relaxation (ReClass), that re-assigns the class confidence for the label of each predicted mask according to the overlap between the predicted and ground truth semantic masks. We denote the one-hot class labels as \mathbf{y} , the ground truth binary semantic masks as $\mathcal{S} = [s_0, \dots, s_{HW}] \in \{0, 1\}^{HW \times N_C}$, the supplement class weights is calculated by:

$$\mathbf{y}_m = \frac{\sigma(\mathbf{m}_{\text{pan}})^\top \mathcal{S}}{\sum_i^{HW} s_i}, \quad (3)$$

where \mathbf{y}_m denotes the label weighted by the normalized intersections between the predicted and the ground truth masks. With \mathbf{y}_m , we further define the final class weight $\hat{\mathbf{y}} \in [0, 1]^{N_C}$ as follows:

$$\hat{\mathbf{y}} = \eta \mathbf{y}_m + (1 - \eta) \mathbf{y}, \quad (4)$$

where the η denotes the smooth factor for ReClass that controls the degree of the relaxation applying to the classification head.

4 Experimental Results

4.1 Datasets and Evaluation Metric.

Our study of ReMaX involves analyzing its performance on three commonly used image segmentation datasets. **COCO** [43] supports semantic, instance, and panoptic segmentation with 80 "things" and 53 "stuff" categories; **Cityscapes** [16] consists of 8 "things" and 11 "stuff" categories; and **ADE20K** [74] contains 100 "things" and 50 "stuff" categories. We evaluate our method using the Panoptic Quality (PQ) metric defined in [35] (for panoptic segmentation), the Average Precision defined in [43] (for instance segmentation), and the mIoU [18] metric (for semantic segmentation).

4.2 Results on COCO Panoptic

Implementation details. The macro-architecture of ReMaX basically follows kMaX-DeepLab [71], while we incorporate our modules introduced in Section 3 into the corresponding heads. Concretely, we use the *key* in each k-means cross-attention operation as \mathbf{x}_{sem} defined in Figure 2. The semantic head introduced during training consists of an ASPP module [8] and a 1×1 convolution that outputs N_C number of channels. The specification of models with different size is introduced in the appendix.

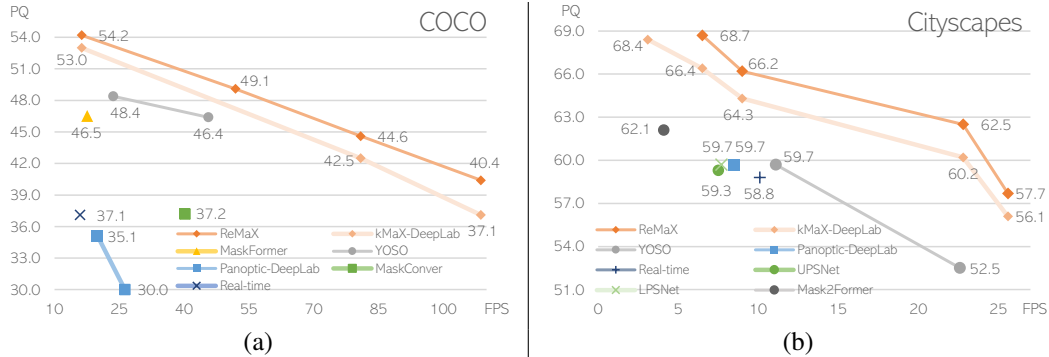


Figure 5: **FPS-PQ Pareto curve** on (a) **COCO Panoptic val set** and (b) **Cityscapes val set**. Details of the corresponding data points can be found in Table 1 and 8. We compare our method with other state-of-the-art efficient pipelines for panoptic segmentation including kMaX-DeepLab [71], Mask2Former [13], YOSO [28], Panoptic-DeepLab [10], Real-time Panoptic Segmentation [25], UPSNet [68], LPSNet [24], MaskFormer [11], and MaskConver [54].

Training details. We basically follow the training recipe proposed in kMaX-DeepLab [71] but make some changes to the hyper-parameters since we add more relaxation to the network. Here we high-light the necessary and the full training details and specification of our models can be also found in the appendix. The learning rate for the ImageNet-pretrained [55] backbone is multiplied with a smaller learning rate factor 0.1. For training augmentations, we adopt multi-scale training by randomly scaling the input images with a scaling ratio from 0.3 to 1.7 and then cropping it into resolution 1281×1281 . Following [64, 70, 71], we further apply random color jittering [17], and panoptic copy-paste augmentation [32, 57] to train the network. DropPath [29, 38] is applied to the backbone, the transformer decoder. AdamW [33, 48] optimizer is used with weight decay 0.005 for short schedule 50K and 100K with a batch size 64. For long schedule, we set the weight decay to 0.02. The initial learning rate is set to 0.006, which is multiplied by a decay factor of 0.1 when the training reaches 85% and 95% of the total iterations. The entire framework is implemented with DeepLab2 [66] in TensorFlow [1]. Following [64], we apply a PQ-style loss, a Mask-ID cross-entropy loss, and the instance discrimination loss to better learn the feature extracted from the backbone.

For all experiments if not specified, we default to use ResNet-50 as the backbone and apply ReMask to the first 4 stages of transformer decoder. The η for ReClass operation is set to 0.1. All models are trained for 27 epochs (*i.e.*, 50K iterations). The loss weight for the semantic loss applied to each stage in the transformer decoder is set to 0.5.

ReMaX significantly improves the training convergence and outperforms the baseline by a large margin. As shown in Figure 4, we can see that when training the model under different training schedules 50K, 100K and 150K, our method outperform the baselines by a clear margin for all different schedules. Concretely, ReMaX can outperform the state-of-the-art baseline kMaX-DeepLab by a significant 3.6 PQ when trained under a short-term schedule 50K iterations (27 epochs) for backbone ResNet-50. Notably, our model trained with only 50K iterations performs even better than kMaX-DeepLab [71] trained for the 100K iterations (54 epochs), which means that our model can speed up the training process by approximately $2\times$. We kindly note that the performance of ResNet-50 can be further improved to 54.2 PQ for 200K iterations. ReMaX works very well with efficient backbones including MobileNetV3-Small [26] and MobileNetV3-Large [26], which surpass the baseline performance by 4.9 and 5.2 PQ for 50K iterations, and 3.3 and 2.5 PQ respectively for 150K iterations. These results demonstrate that the proposed relaxation can significantly boost the convergence speed, yet can lead to better results when the network is trained under a longer schedule.

ReMaX vs. other state-of-the-art models for efficient panoptic segmentation. Table 1 and Figure 5 (a) compares our method with other state-of-the-art methods for efficient panoptic segmentation on COCO Panoptic. We present 4 models with different resolution and model capacity, namely ReMaX-Tiny (T), ReMaX-Small (S), ReMaX-Medium (M) and ReMaX-Base (B). Due to the limit of space, the detailed specification of these models is included in the appendix. According to the Pareto curve shown in Figure 5 (a), our approach outperforms the previous state-of-the-art efficient models by a clear margin. Specifically, on COCO Panoptic val set, our models achieve 40.4,

Activation	w/ ReMaX?	w/ grad-clip?	PQ
softmax	×	×	48.8
softmax	✓	×	49.5
sigmoid	×	×	50.4
sigmoid	×	✓	51.2
sigmoid	✓	×	52.4

Table 2: **The impact of activation function and gradient clipping.**

w/ identity mapping?	w/ ReMask in test?	PQ
✓	×	52.4
✓	✓	52.4
×	✓	52.1
×	×	51.9

Table 5: **Effect of applying identity mapping and auxiliary head for ReMask during testing.** Removing the auxiliary semantic head will not lead to performance drop when \hat{m}_{pan} is applied with identity mapping.

#ReMasks	0	2	4	6
PQ	50.4	51.9	52.4	51.5

Table 3: **The effect of number of ReMask applied.** ReMaX performs the best when ReMask is applied to the first 4 stages of the transformer decoder.

Method	Backbone	FPS	PQ
MaskFormer [11]		17.6	46.5
K-Net [73]		-	47.1
PanSegFormer [42]		7.8	49.6
Mask2Former [13]	R50 [21]	8.6	51.9
kMaX-DeepLab [71]		26.3	53.0
MaskDINO [39]		16.8 [‡]	53.0
ReMaX		26.3 [†]	54.2

Table 6: **Comparison on COCO val with other models using ResNet-50 as the backbone.** [†]The FPS here is evaluated under resolution 1200×800 on V100 and the model is trained for 200K iterations. [‡] is evaluated using a A100 GPU.

η	0	0.01	0.05	0.1	0.2
PQ	51.7	51.7	51.9	52.4	51.5

Table 4: **The impact of different η defined in Eq. 4 for ReClass.** Here we observe that the result reaches its peak when $\eta = 0.1$.

w/ stop-grad?	w/ gt?	PQ
✓	×	52.4
N/A	✓	45.1
×	×	36.6*

Table 7: **The effect of stop gradient and gt-masking.** The denotation w/ gt? means whether we use ground-truth semantic masks for m_{sem} . * The result without the stop-gradient operation does not well converge in training.

49.1 and 54.2 PQ with 109, 81, 52 and 16 FPS for ReMaX-T, ReMaX-S, ReMaX-M and ReMaX-B respectively. The speed of these models is evaluated under the resolution 641×641 except for ReMaX-Base, which is evaluated under resolution 1281×1281 . Meanwhile, as shown in Table 6, our largest model with the backbone ResNet-50 also achieves better performance than the other non-efficient state-of-the-art methods with the same backbone.

Effect of different activation, and the use of gradient clipping. Table 2 presents the effect of using different activation function (sigmoid vs. softmax) for the Mask-ID cross-entropy loss and the $\sigma(\cdot)$ defined in Eq (1). From the table we observe that ReMask performs better when using sigmoid as the activation function, but our method can get rid of gradient clipping and still get a better result.

Why does ReMask work due to relaxation instead of enhancing the locality? As discussed in Section 3, to figure out whether it is the relaxation or the pixel filtering that improves the training, we propose experiments replacing m_{sem} with the ground truth semantic masks during training. When m_{sem} is changed into the ground truth, all positive predictions outside the ground-truth masks will be removed, which means that the false positive loss would be significantly scaled down. The huge drop (52.4 vs. 45.1 PQ in Table 7) indicates that the gradients of false positive losses can benefit the final performance. Table 7 also shows that when enabling the gradient flow from the panoptic loss to the semantic predictions, the whole framework cannot converge well and lead to a drastically drop in performance (36.6 PQ). The semantic masks m_{sem} faces a simpler objective (*i.e.* only semantic segmentation) if the gradient flow is halted.

The number of mask relaxation. Table 3 shows the effect of the number of ReMask applied to each stage, from which we can observe that the performance gradually increases and reaches its peak at 52.4 PQ when the number of ReMask is 4, which is also our final setting for all other ablation studies. Using too many ReMask (> 4) operations in the network may add too many relaxation to the framework, so that it cannot fit well to the final complex goal for panoptic segmentation.

ReClass can also help improve the performance for ReMaX. We investigate ReClass and its hyper-parameter η in this part and report the results in Table 4. In Table 4, we ablate 5 different η from 0 to 0.2 and find that ReClass performs the best when $\eta = 0.1$, leading to a 0.5 gain compared to the strong baseline. The efficacy of ReClass validates our assumption that each mask may cover regions of multiple classes.

Effect of the removing auxiliary semantic head for ReMask during testing. The ReMask operation can be both applied and removed during testing. In Table 5, it shows that the models

Method	Backbone	FPS	PQ
Mask2Former [13]	R50 [21]	4.1	62.1
Panoptic-DeepLab [10]	Xception-71 [14]	5.7	63.0
LPSNet [24]	R50 [21]	7.7	59.7
Panoptic-DeepLab [10]	R50 [21]	8.5	59.7
kMaX-DeepLab [71]	R50 [21]	9.0	64.3
Real-time [25]	R50 [21]	10.1	58.8
YOSO [28]	R50 [21]	11.1	59.7
kMaX-DeepLab [71]	MNV3-L [26]	22.8	60.2
ReMaX	R50 [21]	9.0	65.4
ReMaX	MNV3-L [26]	22.8	62.5
ReMaX	MNV3-S [26]	25.6	57.7

Table 8: Cityscapes *val* set results for lightweight backbones. We consider methods without pre-training on extra data like COCO [43] and Mapillary Vistas [51] and test-time augmentation for fair comparison. We evaluate our FPS with resolution 1025×2049 and a V100 GPU. The FPS for other methods are evaluated using the resolution reported in their original papers.

Method	Backbone	FPS	#params	PQ
Mask2Former [71]	Swin-L [†] [45]	-	216M	66.6
kMaX-DeepLab [71]	MaX-S [†] [64]	6.5	74M	66.4
kMaX-DeepLab [71]	ConvNeXt-L [†] [46]	3.1	232M	68.4
OneFormer [30]	ConvNeXt-L [†] [46]	-	220M	68.5
ReMaX	MaX-S [†] [26]	6.5	74M	68.7

Table 9: Cityscapes *val* set results for larger backbones. [†]Pre-trained on ImageNet-22k.

Method	Backbone	Resolution	FPS	PQ	mIoU
MaskFormer [11]		640-2560	-	34.7	-
Mask2Former [13]		640-2560	-	39.7	46.1
YOSO [28]	R50 [21]	640-2560	35.4	38.0	-
kMaX-DeepLab [71]		641×641	38.7	41.5	45.0
kMaX-DeepLab [71]		1281×1281	14.4	42.3	45.3
ReMaX	R50 [21]	641×641	38.7	41.9	45.7
ReMaX		1281×1281	14.4	43.4	46.9

Table 10: ADE20K *val* set results. Our FPS is evaluated on a NVIDIA V100 GPU under the corresponding resolution reported in the table.

perform comparably under the two settings. In Table 5 we also show the necessity of applying identity mapping to \mathbf{m}_{pan} during training in order to remove the auxiliary semantic head during testing. Without the identity mapping at training, removing semantic head during testing would lead to 0.5 drop from 52.4 (the first row in Table 5) to 51.9.

4.3 Results on Cityscapes

Implementation details. Our models are trained using a batch size of 32 on 32 TPU cores, with a total of 60K iterations. The first 5K iterations constitute the warm-up stage, where the learning rate gradually increases from 0 to 3×10^{-3} . During training, the input images are padded to 1025×2049 pixels. In addition, we employ a multi-task loss function that includes four loss components with different weights. Specifically, the weights for the PQ-style loss, auxiliary semantic loss, mask-id cross-entropy loss, and instance discrimination loss are set to 3.0, 1.0, 0.3 and 1.0, respectively. To generate feature representations for our model, we use 256 cluster centers and incorporate an extra bottleneck block in the pixel decoder, which produces features with an output stride of 2. These design are basically proposed in kMaX-DeepLab [71] and we simply follow here for fair comparison.

Results on Cityscapes. As shown in Table 8 and Figure 5 (b), it shows that our method can achieve even better performance when using a smaller backbone MobileNetV3-Large (62.5 PQ) while the other methods are based on ResNet-50. Meanwhile, our model with Axial-ResNet-50 (*i.e.*, MaX-S, 74M parameters) as the backbone can outperform the state-of-the-art models [30, 71] with a ConvNeXt-L backbone ($> 220\text{M}$ parameters). The Pareto curve in Figure 5 (b) clearly demonstrates the efficacy of our method in terms of speed-accuracy trade-off.

4.4 Results on ADE20K

Implementation details. We basically follow the same experimental setup as the COCO dataset, with the exception that we train our model for 100K iterations (54 epochs). In addition, we conduct experiments using input resolutions of 1281×1281 pixels and 641×641 respectively. During inference, we process the entire input image as a whole and resize longer side to target size then pad the shorter side. Previous approaches use a sliding window approach, which may require more computational resources, but it is expected to yield better performance in terms of accuracy and detection quality. As for the hyper-parameter for ReMask and ReClass, we used the same setting as what we propose on COCO.

Results on ADE20K. In Table 10, we compared the performance of ReMaX with other methods, using ResNet-50 as the backbone, and found that our model outperforms the baseline model by 1.6 in terms of mIOU, which is a clear margin compared to the baseline, since we do not require any

additional computational cost but only the relaxation during training. We also find that our model can surpass the baseline model kMaX-DeepLab by 1.1 in terms of PQ. When comparing with other frameworks that also incorporate ResNet-50 as the backbone, we show that our model is significantly better than Mask2Former and MaskFormer by 3.7 and 8.7 PQ respectively.

5 Conclusion

The paper presents a novel approach called ReMaX, comprising two components, ReMask and ReClass, that leads to better training for panoptic segmentation with Mask Transformers. The proposed method is shown to have a significant impact on training speed and final performance, especially for efficient models. We hope that our work will inspire further investigation in this direction, leading to more efficient and accurate panoptic segmentation models.

Acknowledgement. We would like to thank Xuan Yang at Google Research for her kind help and discussion. Shuyang Sun and Philip Torr are supported by the UKRI grant: Turing AI Fellowship EP/W002981/1 and EPSRC/MURI grant: EP/N019474/1. We would also like to thank the Royal Academy of Engineering and FiveAI.

Appendix

A Loss Visualization of ReMaX

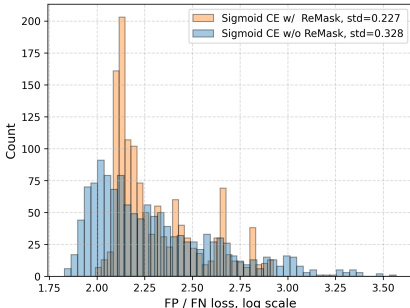


Figure 6: The histogram shows the ratio of false positives to false negatives for the cross-entropy loss, on a logarithmic scale.

Method	Backbone	#Params	FLOPs	FPS	PQ
kMaX-DeepLab [71]	ConvNeXt-T [†] [64]	61M	172G	21.8	55.3
ReMaX	ConvNeXt-T [†] [64]	61M	172G	21.8	55.9
Mask2Former [13]	Swin-B [†] [45]	107M	466G	-	56.4
kMaX-DeepLab [71]	ConvNeXt-S [†] [64]	83M	251G	16.5	56.3
ReMaX	ConvNeXt-S [†] [64]	83M	251G	16.5	56.6

Table 11: Results for larger models on COCO *val* set. FLOPs and FPS are evaluated with the input size 1200×800 and a V100 GPU. †: ImageNet-22K pretraining.

We visualize the loss applied with ReMask and the loss applied without ReMask in Figure 6, from which we can observe that ReMask can effectively reduce extremely high false positive losses; therefore, our method can stabilize the training of the framework.

B Model Specification

Model	Backbone	Resolution	#Pixel Decoders	#Transformer Decoders	#FLOPs	#Params	FPS
ReMaX-T	MNV3-S [26]	641×641	[1, 1, 1, 1]	[1, 1, 1]	18.8G	18.6M	109
ReMaX-S	MNV3-L [26]	641×641	[1, 1, 1, 1]	[1, 1, 1]	20.9G	22.0M	81
ReMaX-M	R50 [21]	641×641	[1, 5, 1, 1]	[1, 1, 1]	67.8G	50.8M	52
ReMaX-B	R50 [21]	1281×1281	[1, 5, 1, 1]	[2, 2, 2]	294.7G	56.6M	26

Table 12: Specification of different models in ReMaX family.

We provide the specification of our models and their corresponding number of parameters and FLOPs in Table 12. We kindly note that the numbers of pixel decoders with the format $[\cdot, \cdot, \cdot, \cdot]$ represent the numbers for features with $[\frac{1}{32}, \frac{1}{16}, \frac{1}{8}, \frac{1}{4}]$ times of the input size. We use Axial attention [63] for all feature maps with resolution $\frac{1}{32}, \frac{1}{16}$ of the input size, and regular bottleneck residual blocks [21] for

the rest. The denotation $[\cdot, \cdot, \cdot]$ for the transformer decoders represents the numbers for resolution of $[\frac{1}{16}, \frac{1}{8}, \frac{1}{4}]$ times of the input size.

C Performance for Larger Models

We also validate the performance of ReMaX for larger models *e.g.* ConvNeXt-Tiny (T) and ConvNeXt-Small (S). From Table 11 we can find that ReMaX can achieve better results compared to the baseline kMaX-DeepLab [71] and Mask2Former [13]. However, the improvement of ReMaX gets saturated when the numbers become high. Notably, when using ConvNeXt-T backbone, ReMaX can lead to 0.6 PQ increase over kMaX-DeepLab, while incurring *no extra* computational cost during inference. The improvement is noticeable, as kMaX-DeepLab only further improves 1.0 PQ by using ConvNeXt-S backbone, at the cost of extra 36% more parameters (22M) and 46% more FLOPs (79G).

D Limitations

Since we implement our method in TensorFlow, the baselines we can build upon is limited. We will validate our approach on other baselines like Mask2Former [13] in PyTorch for future works. Meanwhile, ReClass measures the weight of each class according to the size of each mask, which may not be accurate and can be further improved in the future.

E Boarder Impact

Our method can help better train models for efficient panoptic segmentation. It can also be used to develop new applications in areas such as autonomous driving, robotics, and augmented reality. For example, in autonomous driving, efficient panoptic segmentation can be used to identify and track other vehicles, pedestrians, and obstacles on the road. This information can be used to help the car navigate safely. In robotics, efficient panoptic segmentation can be used to help robots understand their surroundings and avoid obstacles. This information can be used to help robots perform tasks such as picking and placing objects or navigating through cluttered environments. In augmented reality, efficient panoptic segmentation can be used to overlay digital information on top of the real world. This information can be used to provide users with information about their surroundings or to help them with tasks such as finding their way around a new city. Overall, our method can be used to boost a variety of applications in the field of computer vision and robotics.

References

- [1] Martín Abadi, Paul Barham, Jianmin Chen, Zhifeng Chen, Andy Davis, Jeffrey Dean, Matthieu Devin, Sanjay Ghemawat, Geoffrey Irving, Michael Isard, Manjunath Kudlur, Josh Levenberg, Rajat Monga, Sherry Moore, Derek G. Murray, Benoit Steiner, Paul Tucker, Vijay Vasudevan, Pete Warden, Martin Wicke, Yuan Yu, and Xiaoqiang Zheng. Tensorflow: A system for large-scale machine learning. In *Proceedings of the 12th USENIX Conference on Operating Systems Design and Implementation*, 2016. 7
- [2] Anurag Arnab and Philip HS Torr. Bottom-up instance segmentation using deep higher-order crfs. In *BMVC*, 2016. 3
- [3] Anurag Arnab, Sadeep Jayasumana, Shuai Zheng, and Philip HS Torr. Higher order conditional random fields in deep neural networks. In *ECCV*, 2016. 3
- [4] Nicolas Carion, Francisco Massa, Gabriel Synnaeve, Nicolas Usunier, Alexander Kirillov, and Sergey Zagoruyko. End-to-end object detection with transformers. In *ECCV*, 2020. 1, 3
- [5] Jie-Neng Chen, Shuyang Sun, Ju He, Philip HS Torr, Alan Yuille, and Song Bai. Transmix: Attend to mix for vision transformers. In *CVPR*, 2022. 4
- [6] Liang-Chieh Chen, George Papandreou, Iasonas Kokkinos, Kevin Murphy, and Alan L Yuille. Semantic image segmentation with deep convolutional nets and fully connected crfs. In *ICLR*, 2015. 3
- [7] Liang-Chieh Chen, Alexander Schwing, Alan Yuille, and Raquel Urtasun. Learning deep structured models. In *ICML*, 2015. 3

- [8] Liang-Chieh Chen, George Papandreou, Iasonas Kokkinos, Kevin Murphy, and Alan L Yuille. Deeplab: Semantic image segmentation with deep convolutional nets, atrous convolution, and fully connected crfs. *IEEE TPAMI*, 2017. 3, 4, 6
- [9] Bowen Cheng, Liang-Chieh Chen, Yunchao Wei, Yukun Zhu, Zilong Huang, Jinjun Xiong, Thomas S Huang, Wen-Mei Hwu, and Honghui Shi. Spgnet: Semantic prediction guidance for scene parsing. In *ICCV*, 2019. 3
- [10] Bowen Cheng, Maxwell D Collins, Yukun Zhu, Ting Liu, Thomas S Huang, Hartwig Adam, and Liang-Chieh Chen. Panoptic-DeepLab: A Simple, Strong, and Fast Baseline for Bottom-Up Panoptic Segmentation. In *CVPR*, 2020. 1, 3, 6, 7, 9
- [11] Bowen Cheng, Alexander G Schwing, and Alexander Kirillov. Per-pixel classification is not all you need for semantic segmentation. In *NeurIPS*, 2021. 1, 2, 4, 7, 8, 9
- [12] Bowen Cheng, Anwesa Choudhuri, Ishan Misra, Alexander Kirillov, Rohit Girdhar, and Alexander G Schwing. Mask2former for video instance segmentation. In *CVPR*, 2022. 1
- [13] Bowen Cheng, Ishan Misra, Alexander G Schwing, Alexander Kirillov, and Rohit Girdhar. Masked-attention mask transformer for universal image segmentation. In *CVPR*, 2022. 1, 2, 3, 4, 5, 6, 7, 8, 9, 10, 11
- [14] François Chollet. Xception: Deep learning with depthwise separable convolutions. In *CVPR*, 2017. 9
- [15] Grace Chu, Okan Arikan, Gabriel Bender, Weijun Wang, Achille Brighton, Pieter-Jan Kindermans, Hanxiao Liu, Berkin Akin, Suyog Gupta, and Andrew Howard. Discovering multi-hardware mobile models via architecture search. In *CVPR workshop*, 2021. 6
- [16] Marius Cordts, Mohamed Omran, Sebastian Ramos, Timo Rehfeld, Markus Enzweiler, Rodrigo Benenson, Uwe Franke, Stefan Roth, and Bernt Schiele. The cityscapes dataset for semantic urban scene understanding. In *CVPR*, 2016. 3, 6
- [17] Ekin D Cubuk, Barret Zoph, Dandelion Mane, Vijay Vasudevan, and Quoc V Le. Autoaugment: Learning augmentation policies from data. In *CVPR*, 2019. 7
- [18] Mark Everingham, Luc Van Gool, Christopher KI Williams, John Winn, and Andrew Zisserman. The pascal visual object classes (voc) challenge. *IJCV*, 88:303–338, 2010. 6
- [19] Xiuye Gu, Yin Cui, Jonathan Huang, Abdullah Rashwan, Xuan Yang, Xingyi Zhou, Golnaz Ghiasi, Weicheng Kuo, Huizhong Chen, Liang-Chieh Chen, and David A Ross. Dataseg: Taming a universal multi-dataset multi-task segmentation model. *arXiv preprint arXiv:2306.01736*, 2023. 3
- [20] Bharath Hariharan, Pablo Arbeláez, Ross Girshick, and Jitendra Malik. Simultaneous detection and segmentation. In *ECCV*, 2014. 1
- [21] Kaiming He, Xiangyu Zhang, Shaoqing Ren, and Jian Sun. Deep residual learning for image recognition. In *CVPR*, 2016. 6, 8, 9, 10
- [22] Kaiming He, Georgia Gkioxari, Piotr Dollár, and Ross Girshick. Mask r-cnn. In *ICCV*, 2017. 3
- [23] Xuming He, Richard S Zemel, and Miguel Á Carreira-Perpiñán. Multiscale conditional random fields for image labeling. In *CVPR*, 2004. 1
- [24] Weixiang Hong, Qingpei Guo, Wei Zhang, Jingdong Chen, and Wei Chu. Lpsnet: A lightweight solution for fast panoptic segmentation. In *CVPR*, 2021. 7, 9
- [25] Rui Hou, Jie Li, Arjun Bhargava, Allan Raventos, Vitor Guizilini, Chao Fang, Jerome Lynch, and Adrien Gaidon. Real-time panoptic segmentation from dense detections. In *CVPR*, 2020. 3, 6, 7, 9
- [26] Andrew Howard, Mark Sandler, Grace Chu, Liang-Chieh Chen, Bo Chen, Mingxing Tan, Weijun Wang, Yukun Zhu, Ruoming Pang, Vijay Vasudevan, et al. Searching for mobilenet3. In *ICCV*, 2019. 1, 2, 6, 7, 9, 10
- [27] Andrew G Howard, Menglong Zhu, Bo Chen, Dmitry Kalenichenko, Weijun Wang, Tobias Weyand, Marco Andreetto, and Hartwig Adam. Mobilenets: Efficient convolutional neural networks for mobile vision applications. *arXiv preprint arXiv:1704.04861*, 2017. 1
- [28] Jie Hu, Linyan Huang, Tianhe Ren, Shengchuan Zhang, Rongrong Ji, and Liujuan Cao. You only segment once: Towards real-time panoptic segmentation. In *CVPR*, 2023. 3, 6, 7, 9

- [29] Gao Huang, Yu Sun, Zhuang Liu, Daniel Sedra, and Kilian Q Weinberger. Deep networks with stochastic depth. In *ECCV*, 2016. 7
- [30] Jitesh Jain, Jiachen Li, Mang Tik Chiu, Ali Hassani, Nikita Orlov, and Humphrey Shi. Oneformer: One transformer to rule universal image segmentation. In *CVPR*, 2023. 3, 9
- [31] Xu Jia, Bert De Brabandere, Tinne Tuytelaars, and Luc V Gool. Dynamic filter networks. In *NeurIPS*, 2016. 3
- [32] Dahun Kim, Jun Xie, Huiyu Wang, Siyuan Qiao, Qihang Yu, Hong-Seok Kim, Hartwig Adam, In So Kweon, and Liang-Chieh Chen. TubeFormer-DeepLab: Video Mask Transformer. In *CVPR*, 2022. 3, 7
- [33] Diederik P Kingma and Jimmy Ba. Adam: A method for stochastic optimization. In *ICLR*, 2015. 7
- [34] Alexander Kirillov, Ross Girshick, Kaiming He, and Piotr Dollár. Panoptic feature pyramid networks. In *CVPR*, 2019. 1, 3
- [35] Alexander Kirillov, Kaiming He, Ross Girshick, Carsten Rother, and Piotr Dollár. Panoptic segmentation. In *CVPR*, 2019. 1, 6
- [36] Alexander Kirillov, Yuxin Wu, Kaiming He, and Ross Girshick. Pointrend: Image segmentation as rendering. In *CVPR*, 2020. 3
- [37] Philipp Krähenbühl and Vladlen Koltun. Efficient inference in fully connected crfs with gaussian edge potentials. In *NeurIPS*, 2011. 3
- [38] Gustav Larsson, Michael Maire, and Gregory Shakhnarovich. Fractalnet: Ultra-deep neural networks without residuals. *arXiv preprint arXiv:1605.07648*, 2016. 7
- [39] Feng Li, Hao Zhang, Shilong Liu, Lei Zhang, Lionel M Ni, Heung-Yeung Shum, et al. Mask dino: Towards a unified transformer-based framework for object detection and segmentation. In *CVPR*, 2023. 1, 8
- [40] Qizhu Li, Xiaojuan Qi, and Philip HS Torr. Unifying training and inference for panoptic segmentation. In *CVPR*, 2020. 3
- [41] Yanwei Li, Xinze Chen, Zheng Zhu, Lingxi Xie, Guan Huang, Dalong Du, and Xingang Wang. Attention-guided unified network for panoptic segmentation. In *CVPR*, 2019. 1, 3
- [42] Zhiqi Li, Wenhai Wang, Enze Xie, Zhiding Yu, Anima Anandkumar, Jose M Alvarez, Tong Lu, and Ping Luo. Panoptic segformer: Delving deeper into panoptic segmentation with transformers. In *CVPR*, 2022. 1, 2, 3, 4, 5, 8
- [43] Tsung-Yi Lin, Michael Maire, Serge Belongie, James Hays, Pietro Perona, Deva Ramanan, Piotr Dollár, and C Lawrence Zitnick. Microsoft coco: Common objects in context. In *ECCV*, 2014. 3, 6, 9
- [44] Huanyu Liu, Chao Peng, Changqian Yu, Jingbo Wang, Xu Liu, Gang Yu, and Wei Jiang. An end-to-end network for panoptic segmentation. In *CVPR*, 2019. 3
- [45] Ze Liu, Yutong Lin, Yue Cao, Han Hu, Yixuan Wei, Zheng Zhang, Stephen Lin, and Baining Guo. Swin transformer: Hierarchical vision transformer using shifted windows. In *ICCV*, 2021. 9, 10
- [46] Zhuang Liu, Hanzi Mao, Chao-Yuan Wu, Christoph Feichtenhofer, Trevor Darrell, and Saining Xie. A convnet for the 2020s. In *CVPR*, 2022. 3, 9
- [47] Jonathan Long, Evan Shelhamer, and Trevor Darrell. Fully convolutional networks for semantic segmentation. In *CVPR*, 2015. 3
- [48] Ilya Loshchilov and Frank Hutter. Decoupled weight decay regularization. In *ICLR*, 2019. 7
- [49] Depu Meng, Xiaokang Chen, ZeJia Fan, Gang Zeng, Houqiang Li, Yuhui Yuan, Lei Sun, and Jingdong Wang. Conditional detr for fast training convergence. In *ICCV*, 2021. 3
- [50] Rohit Mohan and Abhinav Valada. Efficientps: Efficient panoptic segmentation. *IJCV*, 129(5):1551–1579, 2021. 3
- [51] Gerhard Neuhold, Tobias Ollmann, Samuel Rota Bulò, and Peter Kotschieder. The mapillary vistas dataset for semantic understanding of street scenes. In *ICCV*, 2017. 9
- [52] Lorenzo Porzi, Samuel Rota Bulò, Aleksander Colovic, and Peter Kotschieder. Seamless scene segmentation. In *CVPR*, 2019. 1, 3

- [53] Siyuan Qiao, Liang-Chieh Chen, and Alan Yuille. Detectors: Detecting objects with recursive feature pyramid and switchable atrous convolution. In *CVPR*, 2021. 3
- [54] Abdullah Rashwan, Yeqing Li, Xingyi Zhou, Jiageng Zhang, and Fan Yang. Maskconver: A universal panoptic and semantic segmentation model with pure convolutions. *OpenReview*, 2023. 3, 6, 7
- [55] Olga Russakovsky, Jia Deng, Hao Su, Jonathan Krause, Sanjeev Satheesh, Sean Ma, Zhiheng Huang, Andrej Karpathy, Aditya Khosla, Michael S. Bernstein, Alexander C. Berg, and Li Fei-Fei. Imagenet large scale visual recognition challenge. *IJCV*, 115:211–252, 2015. 4, 7
- [56] Mark Sandler, Andrew Howard, Menglong Zhu, Andrey Zhmoginov, and Liang-Chieh Chen. Mobilenetv2: Inverted residuals and linear bottlenecks. In *CVPR*, 2018. 1
- [57] Inkyu Shin, Dahun Kim, Qihang Yu, Jun Xie, Hong-Seok Kim, Bradley Green, In So Kweon, Kuk-Jin Yoon, and Liang-Chieh Chen. Video-kmax: A simple unified approach for online and near-online video panoptic segmentation. *arXiv preprint arXiv:2304.04694*, 2023. 7
- [58] Robin Strudel, Ricardo Garcia, Ivan Laptev, and Cordelia Schmid. Segmenter: Transformer for semantic segmentation. In *ICCV*, 2021. 3
- [59] Christian Szegedy, Vincent Vanhoucke, Sergey Ioffe, Jon Shlens, and Zbigniew Wojna. Rethinking the inception architecture for computer vision. In *CVPR*, 2016. 4
- [60] Zhi Tian, Chunhua Shen, and Hao Chen. Conditional convolutions for instance segmentation. In *ECCV*, 2020. 3
- [61] Zhuowen Tu, Xiangrong Chen, Alan L Yuille, and Song-Chun Zhu. Image parsing: Unifying segmentation, detection, and recognition. *IJCV*, 63:113–140, 2005. 1
- [62] Ashish Vaswani, Noam Shazeer, Niki Parmar, Jakob Uszkoreit, Llion Jones, Aidan N Gomez, Łukasz Kaiser, and Illia Polosukhin. Attention is all you need. In *NeurIPS*, 2017. 1, 3, 4
- [63] Huiyu Wang, Yukun Zhu, Bradley Green, Hartwig Adam, Alan Yuille, and Liang-Chieh Chen. Axial-DeepLab: Stand-Alone Axial-Attention for Panoptic Segmentation. In *ECCV*, 2020. 3, 10
- [64] Huiyu Wang, Yukun Zhu, Hartwig Adam, Alan Yuille, and Liang-Chieh Chen. Max-deeplab: End-to-end panoptic segmentation with mask transformers. In *CVPR*, 2021. 1, 2, 3, 4, 5, 7, 9, 10
- [65] Xinlong Wang, Rufeng Zhang, Tao Kong, Lei Li, and Chunhua Shen. SOLOv2: Dynamic and fast instance segmentation. In *NeurIPS*, 2020. 3
- [66] Mark Weber, Huiyu Wang, Siyuan Qiao, Jun Xie, Maxwell D. Collins, Yukun Zhu, Liangzhe Yuan, Dahun Kim, Qihang Yu, Daniel Cremers, Laura Leal-Taixe, Alan L. Yuille, Florian Schroff, Hartwig Adam, and Liang-Chieh Chen. DeepLab2: A TensorFlow Library for Deep Labeling. *arXiv: 2106.09748*, 2021. 7
- [67] Enze Xie, Wenhai Wang, Zhiding Yu, Anima Anandkumar, Jose M Alvarez, and Ping Luo. Segformer: Simple and efficient design for semantic segmentation with transformers. In *NeurIPS*, 2021. 3, 4
- [68] Yuwen Xiong, Renjie Liao, Hengshuang Zhao, Rui Hu, Min Bai, Ersin Yumer, and Raquel Urtasun. Upsnet: A unified panoptic segmentation network. In *CVPR*, 2019. 1, 3, 7
- [69] Tien-Ju Yang, Maxwell D Collins, Yukun Zhu, Jyh-Jing Hwang, Ting Liu, Xiao Zhang, Vivienne Sze, George Papandreou, and Liang-Chieh Chen. Deeplab: Single-shot image parser. *arXiv preprint arXiv:1902.05093*, 2019. 1, 3
- [70] Qihang Yu, Huiyu Wang, Dahun Kim, Siyuan Qiao, Maxwell Collins, Yukun Zhu, Hartwig Adam, Alan Yuille, and Liang-Chieh Chen. Cmt-deeplab: Clustering mask transformers for panoptic segmentation. In *CVPR*, 2022. 1, 3, 4, 7
- [71] Qihang Yu, Huiyu Wang, Siyuan Qiao, Maxwell Collins, Yukun Zhu, Hartwig Adam, Alan Yuille, and Liang-Chieh Chen. k-means Mask Transformer. In *ECCV*, 2022. 1, 2, 3, 4, 5, 6, 7, 8, 9, 10, 11
- [72] Sangdoon Yun, Dongyoon Han, Seong Joon Oh, Sanghyuk Chun, Junsuk Choe, and Youngjoon Yoo. Cutmix: Regularization strategy to train strong classifiers with localizable features. In *ICCV*, 2019. 4
- [73] Wenwei Zhang, Jiangmiao Pang, Kai Chen, and Chen Change Loy. K-net: Towards unified image segmentation. In *NeurIPS*, 2021. 1, 2, 3, 4, 8
- [74] Bolei Zhou, Hang Zhao, Xavier Puig, Sanja Fidler, Adela Barriuso, and Antonio Torralba. Scene parsing through ade20k dataset. In *CVPR*, 2017. 3, 6
- [75] Xizhou Zhu, Weijie Su, Lewei Lu, Bin Li, Xiaogang Wang, and Jifeng Dai. Deformable detr: Deformable transformers for end-to-end object detection. In *ICLR*, 2021. 3