

Nano-Hertz stochastic gravitational wave background as hints of ultralight axion particles

Jing Yang,¹ Ning Xie,¹ and Fa Peng Huang^{1,*}

¹*MOE Key Laboratory of TianQin Mission,
TianQin Research Center for Gravitational Physics & School of Physics and Astronomy,
Frontiers Science Center for TianQin,
Gravitational Wave Research Center of CNSA,
Sun Yat-sen University (Zhuhai Campus), Zhuhai 519082, China*

Abstract

Recently, the Hellings Downs correlation has been observed by different pulsar timing array (PTA) collaborations, such as NANOGrav, European PTA, Parkes PTA, and Chinese PTA. These experimental studies through PTA of the most precise pulsars within the Milky Way show the first robust evidence for the stochastic gravitational wave background of our Universe. We study the ultralight axion interpretation of the new discovery by investigating the gravitational wave from the energy-level transition of the gravitational atoms, which is composed of cosmic populated Kerr black holes and their surrounding axion clouds from the superradiance process. We demonstrate that this new observation admits an axion interpretation for the ultralight axion mass in the range $10^{-21} \sim 10^{-20}$ eV.

* huangfp8@mail.sysu.edu.cn

I. INTRODUCTION

Recently, the expected Hellings-Downs [1] curve predicted in 1983 is finally observed by the global pulsar timing array (PTA) experiments including NANOGrav [2], European PTA [3], Parkes PTA [4], and Chinese PTA [5], which provide strong evidence for the detection of stochastic gravitational wave background (SGWB). The observation of SGWB has deep implications for astrophysics and particle cosmology. Especially, the PTA measurement of SGWB opens new windows to explore the new physics beyond the standard model [6]. In this work, we focus on the implication of the new observation to the ultralight axion [7] or axion-like particles [8], which could provide a natural solution to the strong CP problem and a well-motivated dark matter candidate [9, 10]. Motivated by the current situation of dark matter search, recently more and more studies focus on ultralight bosons, such as ultralight axions or dark photons. As pseudo scalar particles, they can form Bose-Einstein condensation and further form dense axion objects, like axion stars or axion clusters. Especially, the so-called axion cloud can be formed from the superradiance process around Kerr black hole (BH) [11–14]. Once the axion cloud is formed, abundant signals could be produced. For example, the axion cloud can be a promising gravitational wave (GW) source [15–20], which can be used to explore the properties of axion particles [21–25].

In Sec. II, we simply introduce the axion cloud and gravitational atom formed from the superradiance process. Then we show the radiation power of GW from the energy-level transition of the gravitational atom. In Sec. III, we use the cosmic BH population to obtain the SGWB and compare with the new data of SGWB. The favored mass region for the ultralight axion is given. Concise conclusions are given in Sec. IV.

II. THE RADIATION POWER OF GRAVITATIONAL WAVE FROM THE TRANSITION OF THE GRAVITATIONAL ATOM

A. The axion cloud and gravitational atom from superradiance around Kerr black hole

In our Universe, there distribute a large number of Kerr BH. With the existence of ultralight axion particles, the axion cloud can be formed around the Kerr BH through the superradiance process when the Compton wavelength of the axion boson becomes compara-

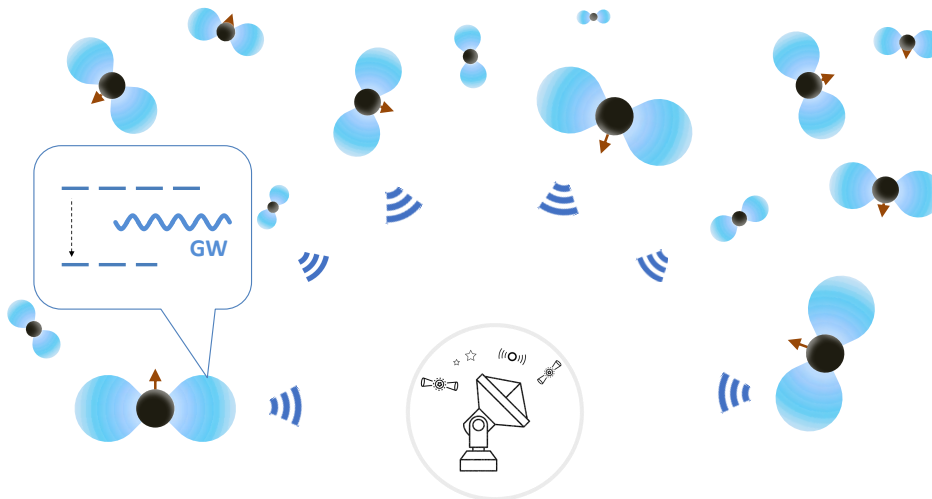


FIG. 1. The super-massive BHs dressed with the compact axion cloud in the Universe as the possible source of nano-Hertz SGWB. The energy-level transition process in the axion cloud can radiate GWs continuously, which fall in the band around nano-Hertz. Consequently, the PTA could potentially detect SGWB from these sources and inform us the property of ultralight axion dark matter.

ble with the Kerr BH size. The Kerr BH transfers its energy and angular momentum to the axion cloud. As a natural consequence, the BH and its axion cloud can form the so-called gravitational atom similar to the atom ¹. Once the gravitational atom is formed, various types of GW signals can be produced from axions annihilating to gravitons or energy-level transitions of the gravitational atom. In this work, we focus on the GW signals from energy-level transitions of the gravitational atom.

¹ This formation of the gravitational atom or axion cloud can be interpreted from the general relativity or quantum field theory. In general relativity, the Penrose process [11] of Kerr BH can naturally form the axion star since there exists an ergosphere where a particle can leave the ergosphere through the static limit surface and escape to infinity or fall into the event horizon. In quantum field theory, the axion field is described by the Klein-Gordon equation in the Kerr metric. Matching the two radial solutions at infinity (confluent hypergeometric function) and near the event horizon (hypergeometric function) together, one can find the exponential growth solution when the Compton length is larger than the BH size [14].

The GWs from axion clouds around the super-massive BHs might contribute to the signal of nano-Hertz SGWB, which could be discovered through PTA experiments, as shown in Fig. 1. There are a large amount of super-massive BHs in our Universe and if their initial spin is greater than the critical value that triggers the superradiance process, the condensate axion cloud can form around the BHs with the cost of their spin. As a result, the gravitational atom consisting of the super-massive BH can be generated. It is shown that most of the super-massive BHs favours a large spin distribution. That is to say, if the ultralight axion within a certain mass range exists, there can be a large ratio of super-massive BHs that dressed with the axion cloud. As for the axion cloud, there are different energy levels, similar to the electron cloud. The transition of axion from an “excited” level to a “ground” level is possible through the radiation of GWs. If the occupation numbers of the levels are sufficiently large, the GW effect could be detectable. We find that the energy-level transition process in the axion cloud of super-massive BHs can radiate GWs falling in the band of nano-Hertz, which is sensitive to PTA. Therefore, the super-massive BH with axion cloud can be the source that generates nano-Hertz GWs. The SGWB detection of PTA could possibly give us the information of ultralight axion dark matter. In the following, we calculate the GW radiation power of the gravitational atom consisting of super-massive BH with mass from 10^4 to $10^9 M_\odot$, and evaluate the contribution of such type of system to the SGWB.

B. The radiation power of the isolated black hole

We denote the BH, axion mass as M_b and m_a respectively. The fine structure constant of the gravitational atom is $\alpha = GM_b m_a$ where G is the Newton’s constant. The superradiant rate of different energy levels is estimated as [22]

$$\Gamma_{nlm} = 2m_a \alpha^{4l+4} (GM_b + \sqrt{G^2 M_b^2 - J^2/M_b^2}) \left(\frac{m}{2G^2 M_b^3} \frac{J}{1 + \sqrt{1 - (J/GM_b^2)^2}} - m_a \right) C_{nlm}, \quad (1)$$

with

$$C_{nlm} = \frac{2^{4l+2}(l+n)!}{n^{2l+4}(n-l-1)!} \left(\frac{l!}{(2l)!(2l+1)!} \right)^2 \prod_{j=1}^l \left(j^2 \left(1 - \frac{J^2}{G^2 M_b^4} \right) + 4 \left(GM_b + \sqrt{G^2 M_b^2 - J^2/M_b^2} \right)^2 \left(\frac{m}{2G^2 M_b^3} \frac{J}{1 + \sqrt{1 - (J/GM_b^2)^2}} - m_a \right)^2 \right), \quad (2)$$

where n, l, m are the principal, orbital and magnetic quantum numbers, J is the spin angular momentum of BH. If the gravitational fine structure constant $\alpha \lesssim 0.5$, then the fastest superradiant level of axions in the cloud is $(n = 2, l = 1, m = 1)$, and we consider the major transition process $(n = 3, l = 1, m = 1) \rightarrow (n = 2, l = 1, m = 1)$ in the axion cloud. The instability rate of the level $(n = 3, l = 1, m = 1)$ is calculated as $\Gamma_{311} \approx \Gamma_{211}/3$, thus we take the axion numbers as $N_0 = \alpha M_b/m_a$, $N_1 = \alpha M_b/(3m_a)$ for the states $(n = 2, l = 1, m = 1)$ and $(n = 3, l = 1, m = 1)$ respectively when the superradiant situation is saturated. The energy spectrum of the gravitational atom is

$$\omega_n \approx m_a \left(1 - \frac{\alpha^2}{2n^2} \right), \quad (3)$$

and the frequency split of the two states is

$$\Delta\omega = \frac{5}{72} \alpha^2 m_a. \quad (4)$$

Since the wave length of the graviton emitted by transition $\lambda = 1/\Delta\omega$ is longer than the size of the axion cloud $r_c = n^2 GM_b/\alpha^2$, we can use the quadrupole formula as a good approximation,

$$\left. \frac{dN_1}{dt} \right|_{quadr} = N_1 N_0 \frac{2G\Delta\omega^5}{5} I_{ij} I_{ij}, \quad (5)$$

where $I_{ij} = m_a r_c^2$ is the mass quadrupole moment of the transition process.

While the axion annihilation process is taken into account, the axion numbers evolve as

$$\frac{dN_1}{dt} = -\Gamma_t N_1 - 2\Gamma_{a,3} N_1^2, \quad \frac{dN_0}{dt} = \Gamma_t N_1 - 2\Gamma_{a,2} N_0^2, \quad (6)$$

where transition rate $\Gamma_t = N_0 \frac{2G\Delta\omega^5}{5} m_a^2 r_c^4$ can be read from Eq. 5 and $\Gamma_{a,2}(\Gamma_{a,3})$ is the annihilation rate of the $(n = 2, l = 1, m = 1)$ ($(n = 3, l = 1, m = 1)$) state. The Γ_a at small α can be estimated as [25]

$$2N_0 \Gamma_a \approx 10^{42} \frac{\alpha^{15}}{M_b/\text{GeV} (2 + \alpha^2)^{11} (4 + \alpha^2)^4} \text{GeV}. \quad (7)$$

In the parameter space of the nano-Hertz GW, $2N_0\Gamma_a \ll \Gamma_t$ which is confirmed in Sec. III, thus the transition process dominated the evolution of axion numbers of two levels. And for the sake of $N_0 \approx 3N_1$, we can roughly take N_0 unchanged after the superradiant condition is saturated. Thus the evolution of N_1 is

$$\frac{dN_1(t)}{dt} = -\Gamma_t N_1(t), \quad (8)$$

the solution can be derived as

$$N_1(t) = N_1(t=0)e^{-\Gamma_t t}, \quad (9)$$

where $N_1(t=0) = \alpha M_b / (3m_a)$ is the axion number of the state ($n = 3, l = 1, m = 1$) at the time when the superradiant condition is saturated.

After the superradiant phase, the radiation power of the transition process can be calculated as

$$P = -\frac{dE}{dt} = -\frac{dN_1(t)}{dt} \Delta\omega. \quad (10)$$

The total radiation energy of GW from axion transition is

$$E_t(t) = N_1(t=0)(1 - e^{-t/\tau_{\text{GW}}})\Delta\omega, \quad (11)$$

where τ_{GW} is the gravitational radiation time scale,

$$\tau_{\text{GW}} = 1/\Gamma_t \approx 1.23 \times 10^{34} \text{ yr} \left(\frac{m_a}{10^{-20} \text{ eV}}\right)^{-9} \left(\frac{M_b}{10^6 M_\odot}\right)^{-8}. \quad (12)$$

III. STOCHASTIC GRAVITATIONAL WAVE WITH COSMIC BLACK HOLE POPULATION

The distribution of BHs is essential to estimate the strength of the detectable GWs. We neglect the GW signals of far away BHs and only the BHs distributed within distance with the redshift $z < 3$ are taken into account. For isolated BHs, the number density with spin and mass in the comoving-volume is estimated as [29]

$$\frac{d^2 n}{d \log_{10} M_b d \chi} = 0.002 \left(\frac{M_b}{3 \times 10^6 M_\odot}\right)^{0.3} \text{ Mpc}^{-3}, \quad (13)$$

where $\chi = J/GM_b^2$ and M_\odot is the mass of the sun. This formula is used for $10^4 M_\odot < M_b < 10^7 M_\odot$, while for $M_b > 10^7 M_\odot$, we need to reduce the distribution 100 times for a

conservative model compared to Eq. 13. The stochastic background of GWs built up by a population of massive Boson condensates with Kerr BHs may be detectable, the stochastic background can be derived as [30]

$$\Omega_{\text{gw}}(f) = \frac{f}{\rho_c} \int_{\rho < 8} d\chi dM_b dz \frac{dt}{dz} \frac{d^2\dot{n}}{dM_b d\chi} \frac{dE_s}{df_s}, \quad (14)$$

where f is the frequency of the detector frame, $\rho_c = 3H_0^2/(8\pi G)$ is the critical energy density of the universe, and dE_s/df_s is the energy spectrum of the radiation in the source frame. We assume $d^2\dot{n}/(dM_b d\chi) = (1/t_0)(d^2n/dM d\chi)$, and the derivation of time respect to the redshift is

$$dt/dz = \frac{1}{H_0 \sqrt{\Delta(z)}(1+z)}, \quad (15)$$

where $\Delta(z) = \Omega_M(1+z)^3 + \Omega_\Lambda$, Ω_M is the matter density of the universe and Ω_Λ is the dark energy density.

The characteristic GW strain can be parameterized as

$$h_c(f) = A_{\text{GWB}} \left(\frac{f}{f_{\text{yr}}} \right)^{\alpha'} \quad (16)$$

In our case, $\alpha' \sim 0^2$. The timing-residual cross-power spectral density,

$$S_{ab}(f) = \Gamma_{ab} \frac{A_{\text{GWB}}^2}{12\pi^2} \left(\frac{f}{f_{\text{yr}}} \right)^{-\gamma} f_{\text{yr}}^{-3}. \quad (17)$$

where Γ_{ab} is the ORF between pulsars a and b as a function of the angle between them with $\gamma = 3$ here. Doppler broadening effects and SGWB from other energy-level transitions might slightly broaden the frequency range and change the shape. We can transform the strain amplitude to the energy density of the SGWB by the following formula

$$h_c(f) = 1.26 \times 10^{-18} \left(\frac{\text{Hz}}{f} \right) \sqrt{h_{100}^2 \Omega_{\text{GW}}(f)}. \quad (18)$$

For discrete frequencies GW spectra, we have

$$\frac{dE_s}{df_s} \approx E_{\text{GW}} \delta(f(1+z) - f_s), \quad (19)$$

where E_{GW} is the radiation energy of the GWs during the signal duration Δt with $\Delta t = \min(\tau_{\text{GW}}, t_0)$ and t_0 is the age of the universe. For the sake of the finite frequency resolution

² $\alpha' = -2/3$ for a population of inspiraling super-massive BH binaries in circular orbits.

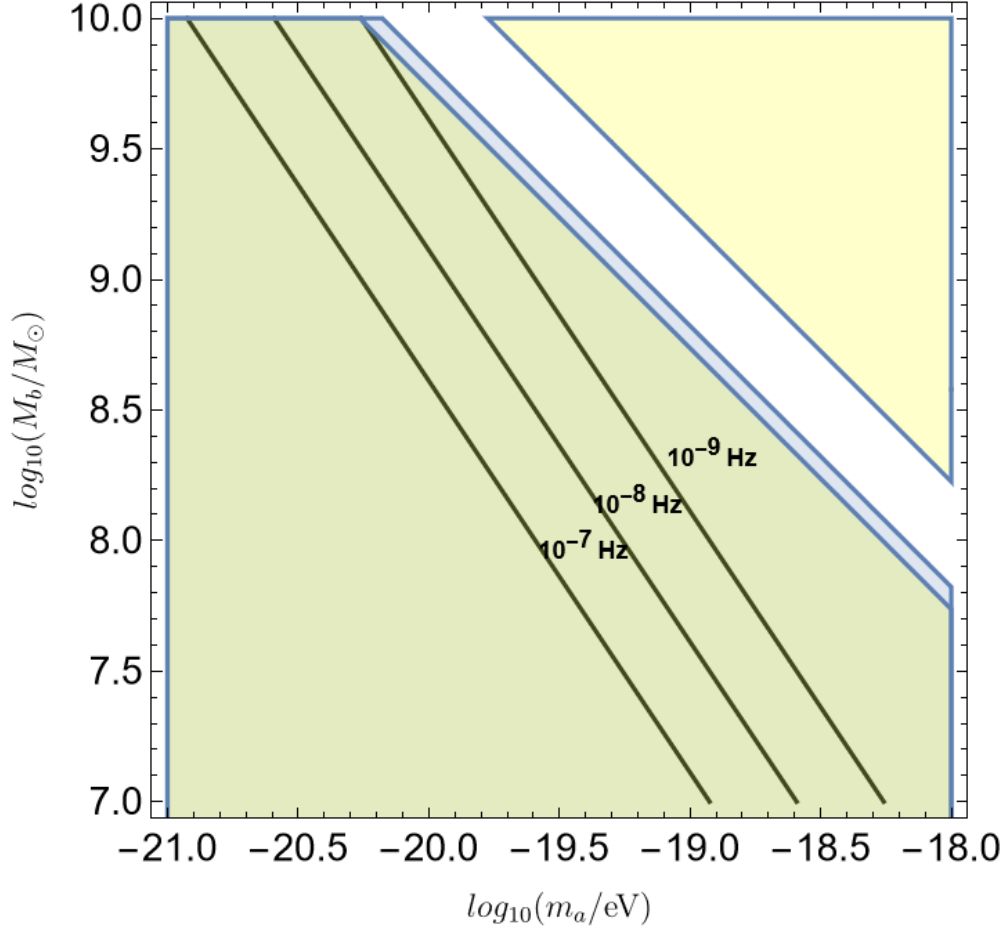


FIG. 2. The parameter space we have considered in this study. The three black lines represent the different frequencies of GWs from the axion transition. The blue and yellow region correspond to the parameter space of conditions $\Gamma_t \geq 10\Gamma_d$ and $\alpha \leq 0.5$ respectively while we use the light green label the intersection area of the blue and yellow regions.

and signal duration of the detector, the Dirac delta is spread out over a size $\sim \max[1/(\Delta t(1+z)), 1/T_{\text{obs}}]$ where we take $T_{\text{obs}} \approx 12.5$ yr for PTA. And the radiation energy E_{GW} can be derived from Eq. 11,

$$E_{\text{GW}} = E_t(\Delta t) = N_1(t=0)(1 - e^{-\Delta t/\tau_{\text{GW}}})\Delta\omega. \quad (20)$$

The parameter space of two conditions $\Gamma_t \geq 10\Gamma_d$ and $\alpha \leq 0.5$ we have used to derive the result of GW amplitude are shown in Fig. 2. And the two conditions are both satisfied in the parameter space corresponds to the detectable GW frequencies of PTA which confirms the validity of our calculations.

As for the PTA data analysis, the leading-order term of the overlap reduction function (ORF)³, namely, the Hellings Downs curve is observed for the first time. This curve represents the isotropic information of the SGWB.

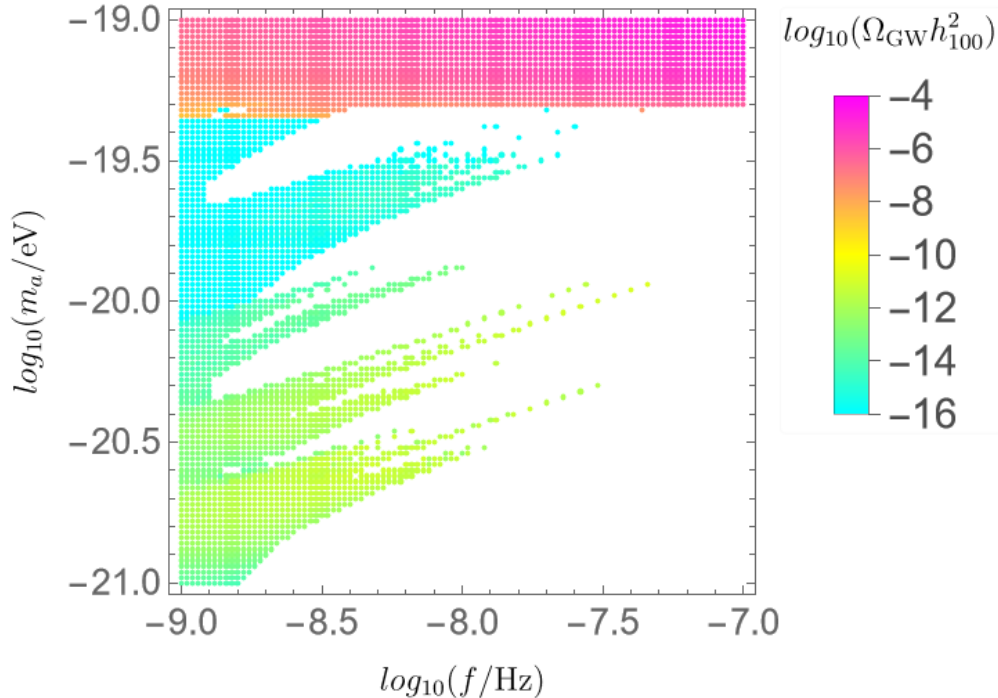


FIG. 3. The magnitude of SGWB from the axion transition with different frequencies. We focus on the ultralight axion with the mass range $10^{-21} \sim 10^{-19}$ eV. The blank region depicts that the corresponding axion mass can not generate GW from axion transition at the given frequency.

We present the GW strength of the axion transition in the parameter space of the detector frequencies and the axion mass in Fig. 3. The large GW strength is distributed around 10^{-19} eV which is excluded by the PTA experiments for the GW from the axion transition. And through the released results of PTA, we find that the favored axion mass range is approximately $10^{-21} \sim 10^{-20}$ eV. The detection window of the GW frequencies from the axion transition is mostly around 10^{-9} Hz \sim 10^{-8} Hz. And there may exist other transition levels in the axion cloud. Although the corresponding GW strength is small compared to

³ The ORF quantifies the correlation between two pulsars. Higher order terms represent the anisotropy information.

the case considered in this work, they can provide abundant GW signals which may also fit the PTA experiments.

IV. CONCLUSION

We have studied the SGWB from the energy-level transition of the gravitational atom composed of the cosmic populated massive BHs and the surrounding axion cloud formed through the superradiance process. Considering the error bars of the current observation, we find that this type of SGWB can well reproduce the observed signals around $\mathcal{O}(10)$ nHz if the axion mass range is $10^{-21} \sim 10^{-20}$ eV. More precise observation can further confirm the effects of ultralight axion particles or exclude more parameter spaces of axion mass. The anisotropy of nano-Hertz SGWB at PTA experiments and its more deep implication for the sources is left for our future study [31].

ACKNOWLEDGMENTS

This work was supported by the National Natural Science Foundation of China (NNSFC) under Grant No. 12205387.

-
- [1] R. w. Hellings and G. s. Downs, *Astrophys. J. Lett.* **265**, L39-L42 (1983) doi:10.1086/183954
 - [2] G. Agazie *et al.* [NANOGrav], doi:10.3847/2041-8213/acdac6 [arXiv:2306.16213 [astro-ph.HE]].
 - [3] J. Antoniadis, P. Arumugam, S. Arumugam, S. Babak, M. Bagchi, A. S. B. Nielsen, C. G. Bassa, A. Bathula, A. Berthereau and M. Bonetti, *et al.* [arXiv:2306.16214 [astro-ph.HE]].
 - [4] D. J. Reardon, A. Zic, R. M. Shannon, G. B. Hobbs, M. Bailes, V. Di Marco, A. Kapur, A. F. Rogers, E. Thrane and J. Askew, *et al.* doi:10.3847/2041-8213/acdd02 [arXiv:2306.16215 [astro-ph.HE]].
 - [5] H. Xu, S. Chen, Y. Guo, J. Jiang, B. Wang, J. Xu, Z. Xue, R. N. Caballero, J. Yuan and Y. Xu, *et al.* doi:10.1088/1674-4527/acdfa5 [arXiv:2306.16216 [astro-ph.HE]].
 - [6] A. Afzal *et al.* [NANOGrav], doi:10.3847/2041-8213/acdc91 [arXiv:2306.16219 [astro-ph.HE]].

- [7] R. D. Peccei and H. R. Quinn, *Phys. Rev. Lett.* **38**, 1440-1443 (1977) doi:10.1103/PhysRevLett.38.1440; S. Weinberg, *Phys. Rev. Lett.* **40**, 223-226 (1978) doi:10.1103/PhysRevLett.40.223; F. Wilczek, *Phys. Rev. Lett.* **40**, 279-282 (1978) doi:10.1103/PhysRevLett.40.279; J. E. Kim, *Phys. Rev. Lett.* **43**, 103 (1979) doi:10.1103/PhysRevLett.43.103; M. A. Shifman, A. I. Vainshtein and V. I. Zakharov, *Nucl. Phys. B* **166**, 493-506 (1980) doi:10.1016/0550-3213(80)90209-6; A. R. Zhitnitsky, *Sov. J. Nucl. Phys.* **31**, 260 (1980); M. Dine, W. Fischler and M. Srednicki, *Phys. Lett. B* **104**, 199-202 (1981) doi:10.1016/0370-2693(81)90590-6; P. Sikivie, *Rev. Mod. Phys.* **93**, no.1, 015004 (2021) doi:10.1103/RevModPhys.93.015004 [arXiv:2003.02206 [hep-ph]].
- [8] P. Svrcek and E. Witten, *JHEP* **06**, 051 (2006) doi:10.1088/1126-6708/2006/06/051 [arXiv:hep-th/0605206 [hep-th]].
- [9] J. Preskill, M. B. Wise and F. Wilczek, *Phys. Lett. B* **120**, 127-132 (1983) doi:10.1016/0370-2693(83)90637-8; M. Dine and W. Fischler, *Phys. Lett. B* **120**, 137-141 (1983) doi:10.1016/0370-2693(83)90639-1
- [10] P. Sikivie, *Lect. Notes Phys.* **741**, 19-50 (2008) doi:10.1007/978-3-540-73518-2_2 [arXiv:astro-ph/0610440 [astro-ph]].
- [11] R. Penrose, *Riv. Nuovo Cim.* **1**, 252-276 (1969) doi:10.1023/A:1016578408204
- [12] Zel'Dovich, Ya. B. *Journal of Experimental and Theoretical Physics Letters*, Vol. 14, (1971)
- [13] A. A. Starobinsky, *Sov. Phys. JETP* **37**, no.1, 28-32 (1973)
- [14] S. L. Detweiler, *Phys. Rev. D* **22**, 2323-2326 (1980) doi:10.1103/PhysRevD.22.2323
- [15] R. Brito, V. Cardoso and P. Pani, *Physics,* Lect. Notes Phys. **906**, pp.1-237 (2015) 2020, ISBN 978-3-319-18999-4, 978-3-319-19000-6, 978-3-030-46621-3, 978-3-030-46622-0 doi:10.1007/978-3-319-19000-6 [arXiv:1501.06570 [gr-qc]].
- [16] A. Arvanitaki, M. Baryakhtar and X. Huang, *Phys. Rev. D* **91**, no.8, 084011 (2015) doi:10.1103/PhysRevD.91.084011 [arXiv:1411.2263 [hep-ph]].
- [17] A. Arvanitaki, M. Baryakhtar, S. Dimopoulos, S. Dubovsky and R. Lasenby, *Phys. Rev. D* **95**, no.4, 043001 (2017) doi:10.1103/PhysRevD.95.043001 [arXiv:1604.03958 [hep-ph]].
- [18] M. Baryakhtar, R. Lasenby and M. Teo, *Phys. Rev. D* **96**, no.3, 035019 (2017) doi:10.1103/PhysRevD.96.035019 [arXiv:1704.05081 [hep-ph]].
- [19] P. S. B. Dev, M. Lindner and S. Ohmer, *Phys. Lett. B* **773**, 219-224 (2017) doi:10.1016/j.physletb.2017.08.043 [arXiv:1609.03939 [hep-ph]].

- [20] N. Xie and F. P. Huang, [arXiv:2207.11145 [hep-ph]].
- [21] R. Brito, S. Ghosh, E. Barausse, E. Berti, V. Cardoso, I. Dvorkin, A. Klein and P. Pani, Phys. Rev. D **96**, no.6, 064050 (2017) doi:10.1103/PhysRevD.96.064050 [arXiv:1706.06311 [gr-qc]].
- [22] A. Arvanitaki and S. Dubovsky, Phys. Rev. D **83**, 044026 (2011) doi:10.1103/PhysRevD.83.044026 [arXiv:1004.3558 [hep-th]].
- [23] R. Brito, V. Cardoso and P. Pani, Class. Quant. Grav. **32**, no.13, 134001 (2015) doi:10.1088/0264-9381/32/13/134001 [arXiv:1411.0686 [gr-qc]].
- [24] H. Yoshino and H. Kodama, PTEP **2014**, 043E02 (2014) doi:10.1093/ptep/ptu029 [arXiv:1312.2326 [gr-qc]].
- [25] J. Yang and F. P. Huang, [arXiv:2306.12375 [hep-ph]].
- [26] B. S. DeWitt, Phys. Rev. **162**, 1239-1256 (1967) doi:10.1103/PhysRev.162.1239
- [27] N. E. Bjerrum-Bohr, [arXiv:hep-th/0410097 [hep-th]].
- [28] N. E. J. Bjerrum-Bohr, B. R. Holstein, L. Planté and P. Vanhove, Phys. Rev. D **91**, no.6, 064008 (2015) doi:10.1103/PhysRevD.91.064008 [arXiv:1410.4148 [gr-qc]].
- [29] S. Babak, J. Gair, A. Sesana, E. Barausse, C. F. Sopuerta, C. P. L. Berry, E. Berti, P. Amaro-Seoane, A. Petiteau and A. Klein, Phys. Rev. D **95**, no.10, 103012 (2017) doi:10.1103/PhysRevD.95.103012 [arXiv:1703.09722 [gr-qc]].
- [30] E. S. Phinney, [arXiv:astro-ph/0108028 [astro-ph]].
- [31] Y. Li, F. P. Huang, X. Wang and X. Zhang, Phys. Rev. D **105**, 083527 (2022) doi:10.1103/PhysRevD.105.083527 [arXiv:2112.01409 [astro-ph.CO]].