

# Coherent radiation of electrons in an intense laser pulse

E. G. Gelfer,<sup>1,\*</sup> A. M. Fedotov,<sup>2,†</sup> O. Klimo,<sup>1,3</sup> and S. Weber<sup>1</sup>

<sup>1</sup>*ELI Beamlines facility, The Extreme Light Infrastructure ERIC, Dolni Brezany 252 41, Czech Republic*

<sup>2</sup>*National Research Nuclear University MEPhI, Moscow, 115409, Russia*

<sup>3</sup>*FNSPE, Czech Technical University in Prague, Prague, Czech Republic*

We study the conditions for coherent radiation of a group of electrons driven by a strong pulsed electromagnetic plane wave. The required conditions are first analyzed for a couple of neighboring electrons having the same velocities, then generalized to their macroscopic number and the range of parameters is identified to optimize the effect. We show that for a solid density plasma coherence affects the frequencies up to hundreds of keV, and the low-frequency part of the spectrum can be enhanced by many orders of magnitude. Our analytical findings are tested with 3D particle-in-cell simulations of a dense electron bunch passing through a laser pulse, clearly demonstrating how the coherence can essentially modify the observed radiation spectrum.

An electron quivering in a laser field acquires relativistic energy if the dimensionless field strength  $a_0$  obeys

$$a_0 = \frac{eE_0}{m\omega_L c} \gtrsim 1, \quad (1)$$

where  $E_0$  is the electric field amplitude,  $\omega_L$  is the field frequency,  $-e$  and  $m$  are the electron charge and mass,  $c$  is the speed of light. Radiation of the electron in such a regime is called the nonlinear inverse Thomson/Compton scattering (NTS/NCS) depending on whether or not the recoil of the electron due to emissions of individual photons can be neglected [1]. For brevity, we omit the word “inverse” in the following.

Laser driven NTS and NCS serve as a source of bright X- and gamma rays [2–11] with important applications in nuclear spectroscopy [12–15], medicine [16, 17], X-ray radiography [2, 18], positron production via quantum electrodynamical (QED) cascades [11, 19–23], etc., see the review [24].

The theory of NTS by a single electron in a monochromatic plane wave is well established [25–28]. However, when a laser irradiates a target constituted of many particles, the emitted radiation can be coherently enhanced. While the energy of incoherent radiation scales with the number of particles  $N$  as  $\mathcal{E}_{incoh}^{(N)} \sim N$ , the coherent scaling would be  $\mathcal{E}_{coh}^{(N)} \sim N^2$ . This possibility was explored and indeed confirmed for two nonrelativistic orbiting particles [29], synchrotron radiation by electrons in circular accelerators [30–34], self-amplified spontaneous emission by electrons in undulators [35–38], production of light scalars due to the beyond-the-standard-model interactions [39] and the linear Thomson scattering [40]. Here we investigate, how the coherence manifests itself in the radiation of an electron bunch interacting with an intense laser pulse.

In order to radiate coherently, the particles should move in an external field along nearby trajectories with close initial coordinates and momenta. The distance between the particles is prescribed by their density, in the current paper we focus solely on its impact on coherence

assuming equal initial momenta. The effect of momentum spread (due to e.g. a nonzero temperature or uncertainty principle) will be neglected but was discussed in Ref. [41].

The coherency enhances radiation at lower frequencies stronger than at higher ones, hence modifies the radiation spectrum. For NTS this was pointed out in [42]. Many-particle radiation spectra in accelerators [31] and laser fields [42] at low frequencies  $\omega$  often scale as  $\omega^{-8/3}$  in contrast to  $\omega^{1/3}$  as for a single particle [43]. The same scaling [44, 45] was found for the relativistic oscillating mirror mechanism of high harmonics generation by reflecting laser pulses from solid targets [44, 46–48]. However, it was argued [45, 49–53] that the resulting spectra of high harmonics can differ if the competing mechanisms of high harmonics generation become important.

The major tool for theoretical studies of laser–plasma interactions is a particle-in-cell (PIC) numerical simulation. In modern PIC codes the quantum and incoherent part of radiation by charged particles is implemented as emission of individual photons via Monte-Carlo event generators [42]. Between the emission events particles are moving along the classical trajectories thus forming currents, which produce classical radiation. This radiation, however, is resolvable on the grid only for wavelengths significantly larger than the size of the grid cells.

As the coherent enhancement affects mostly the low frequency part of the spectrum, it was ignored in the context of NTS and NCS, where typically the focus is on higher frequencies around the synchrotron peak. These frequency ranges are supposed to be well separated from one another [42], as needed to prevent a double counting of radiation co-implemented in PIC simulations by the two different approaches. Here we revise this assumption and identify the parameters ensuring the coherent enhancement of the classical radiation of electrons interacting with an electromagnetic wave.

For simplicity we consider circular polarization. Let us start with a monochromatic plane wave with the 4-potential  $A^\mu = mca_0/e\{0, 0, -\sin\phi, \cos\phi\}$  and wave vector  $k_L^\mu = \omega_L/c\{1, 1, 0, 0\}$ . Here  $\phi = \omega_L(t - x/c)$  is the

phase and  $\omega_L$  is the frequency of the wave. According to [26, 27], energy spectrum of the emitted radiation reads

$$d\mathcal{E}_k = -j_\mu^*(k)j^\mu(k)\frac{d\mathbf{k}}{4\pi^2}, \quad (2)$$

where  $k^\mu = \{\omega/c, \mathbf{k}\}$  is the radiated wave 4-vector ( $\mathbf{k} = \omega/c \mathbf{n}$ ),  $\omega$  and  $\mathbf{n} = \{\cos \theta, \sin \theta \cos \varphi, \sin \theta \sin \varphi\}$  are the frequency and the direction of the emitted radiation and  $j^\mu(k)$  is the Fourier transform of the 4-current.

The latter can be represented in the form [26]

$$j^\mu(k) = \frac{ec}{\omega_L p_-} e^{-i\Phi} \int_{-\infty}^{\infty} d\phi \pi^\mu(\phi) e^{-\frac{ick_\mu}{\omega_L p_-} \int_0^\phi \pi^\mu(\phi') d\phi'}, \quad (3)$$

where the kinetic momentum  $\pi^\mu(\phi)$  reads

$$\pi^\mu(\phi) = p^\mu - \frac{e}{c} A^\mu(\phi) + k_L^\mu \left( \frac{ep_\nu A^\nu}{\omega_L p_-} - \frac{e^2 A_\nu A^\nu}{2c\omega_L p_-} \right), \quad (4)$$

$p^\mu$  is the constant of motion corresponding to the electron momentum without an external field and  $p_- = p^0 - p_x$ .

The phase in Eq. (3) does not contribute to the radiation spectrum (2) of a single particle but controls the coherent emission of several particles (see below). It reads

$$\Phi = \phi_0 + \tilde{\Phi}, \quad \tilde{\Phi} = -\frac{ck_\mu}{\omega_L p_-} \int_0^{\phi_0} \pi^\mu(\phi') d\phi', \quad (5)$$

where  $x_0^\mu$  and  $\phi_0 = k_{L\mu} x_0^\mu$  are the initial coordinates of the electron and the corresponding phase of the wave.

For the sake of simplicity, we assume that the initial momentum of the particle is aligned along with the direction of propagation of the wave,  $\mathbf{p} \parallel \mathbf{k}_L$ . A single particle NTS spectrum in a plane wave is discussed, e.g., in Refs. [25–28, 54]. For convenience, we also provide a compact derivation in Supplementary Material [55]. Here it is enough to emphasize its following features in the setup under consideration: (i) It respects axial symmetry and is emitted in a narrow ring around the polar angle

$$\theta_0 = 2 \arctan \xi, \quad \xi = \frac{p_-}{mc\sqrt{1+a_0^2}}. \quad (6)$$

(ii) Its power spectrum  $P_s^{(1)}$  consists of discrete harmonics at  $\omega_s = s\omega_L(1+\xi^2)/2$ ,  $s = 1, 2, \dots$  having the maximum at

$$\omega_m \sim \omega_L(1+\xi^2)a_0^3 \quad (7)$$

(corresponding to  $s \sim a_0^3$ ) and exponential fade out for  $\omega_s \gg \omega_m$ . (iii) For  $a_0 \gg 1$  the spectrum scales at  $\omega_s \ll \omega_m$  as  $\propto \omega_s^{1/3}$ ,

$$P^{(1)}(\omega_s) \approx \frac{\alpha e^2 \omega_L^2}{c} (1+\xi^2)^{5/3} \left( \frac{\omega_s}{\omega_L} \right)^{1/3}, \quad (8)$$

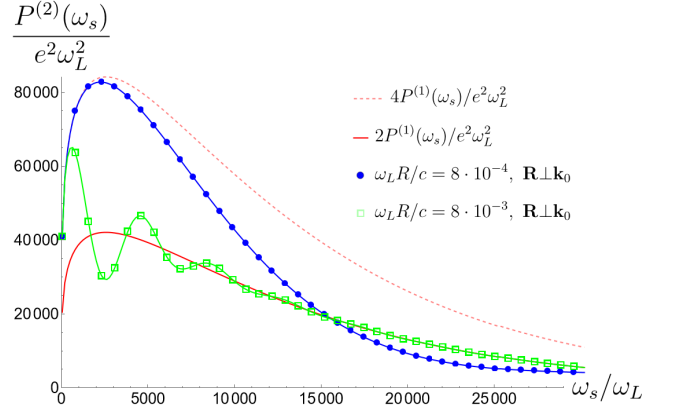


FIG. 1. Emission spectrum of two electrons in a circularly polarized plane wave. Blue circles (green squares) represent the two-particle emission spectrum with account for the interference term with electrons initially separated by displacement  $\mathbf{R} \perp \mathbf{k}_0$  for  $R = R_\perp$  ( $R = 10R_\perp$ ) with  $\omega = \omega_m$ , respectively [see Eq. (10)]. For comparison red solid/dashed curve represents the doubled/quadrupled single electron spectrum [see (??) in [55]].  $a_0 = 5$ ,  $\xi = 10$ .

where the constant  $\alpha = \frac{3^{2/3}}{4\pi^2} [\Gamma^2(1/3)/6 + \Gamma^2(2/3)/2^{1/3}] \approx 0.14$ .

Next consider two electrons quivering in a circularly polarized plane wave. The total 4-current  $J^\mu(k) = j_1^\mu(k) + j_2^\mu(k)$ , where  $j_{1,2}^\mu(k)$  for individual electrons are defined as in (3). Let us assume that their initial momenta are equal  $\mathbf{p}_1 = \mathbf{p}_2 \equiv \mathbf{p}$  and represent their initial displacement as  $\Delta x_0^\mu = \{0, \mathbf{R}\}$ . Then  $|j_1(k)|^2 = |j_2(k)|^2 = |j^\mu(k)|^2$  and the squared total current consists of an incoherent and interference terms

$$J_\mu^*(k)J^\mu(k) = 2|j^\mu(k)|^2 (1 + \cos \Delta\Phi). \quad (9)$$

According to (5) the phase shift consists of two terms  $\Delta\Phi = \Delta\phi_0 + \Delta\tilde{\Phi}$ . Note that  $\Delta\tilde{\Phi}$  (coming from the shift in  $\tilde{\Phi}$ ) was not accounted for in Ref. [41]. This term diminishes the coherence when the displacement  $\mathbf{R}$  has a longitudinal (parallel to  $\mathbf{k}_L$ ) component.

Let us look closer at the interference term. If the displacement of the particles is perpendicular to the direction of wave propagation  $\mathbf{R} \perp \mathbf{k}_L$  then  $\Delta\phi_0 = \omega R \sin \theta \cos \varphi / c$  and  $\Delta\tilde{\Phi} = 0$ , so that integration over the azimuthal angle  $\varphi$  with account for axial symmetry of the single particle radiation results in

$$\int_0^{2\pi} d\varphi \cos \Delta\Phi = 2\pi J_0(\omega R \sin \theta / c).$$

Due to (i) above, only angles close to (6) contribute to the subsequent integral over the polar angle  $\theta$ . Therefore after integration of Eq. (9) over the solid angle the interference term cannot be ignored against the incoherent

one if  $\omega R \sin \theta_0 / c \lesssim 1$ . Using (6) this can be written as

$$R \lesssim R_{\perp} \equiv \frac{c}{\omega} \frac{1 + \xi^2}{2\xi}. \quad (10)$$

We illustrate in Fig. 1 the relevance of the criterion Eq. (10) for discriminating the coherence by comparing the two-electron radiation spectra for  $R = R_{\perp}$  and  $R = 10R_{\perp}$  with the doubled and quadrupled single electron spectrum. Since  $R_{\perp}$  in Eq. (10) depends on the frequency, we evaluate it at  $\omega = \omega_m$ . Clearly, if Eq. (10) is satisfied then the interference indeed remains constructive, meaning radiation is coherent for all frequencies up to  $\omega = \omega_m$ . It is also seen that once Eq. (10) is violated the coherence is eventually lost.

The general case of an arbitrary placement of the particles in the wave is treated the same way (see [55] for details). In particular, if  $\mathbf{R} \parallel \mathbf{k}_L$  then instead of Eq. (10) we obtain

$$R \lesssim R_{\parallel} \equiv \frac{c}{\omega} \frac{\xi^2}{2(1 + \xi^2)}. \quad (11)$$

The dependence of the coherency criterion on the direction of the displacement vector  $\mathbf{R}$  can be (almost) understood in terms of the Doppler effect and Lorentz contraction. Indeed, consider the reference frame  $K'$  where both particles are on average at rest and (assuming  $a_0 \gg 1$ ) radiate almost in a plane perpendicular to  $\mathbf{k}_L$ . The velocity of  $K'$  with respect to the lab frame  $K$  is  $V = (1 - \xi^2)/(1 + \xi^2)$ . In  $K'$  the particles radiate coherently if the distance  $R'$  between them is shorter than the radiation wavelength  $\sim c/\omega'$  [29]. Since the wavevector  $\mathbf{k}'$  of radiation in  $K'$  is almost perpendicular to  $\mathbf{k}_L$ , due to the Doppler effect [27] we have  $\omega \approx \gamma\omega'$ , where  $\gamma = 1/\sqrt{1 - V^2} = (1 + \xi^2)/2\xi$ .

In the transverse case  $\mathbf{R} \perp \mathbf{k}_L$  we have  $R = R'$ , so that  $R' < c/\omega'$  entails Eq. (10). But in the parallel case  $\mathbf{R} \parallel \mathbf{k}_L$  we have rather  $R' = \gamma R$ , hence arrive at  $R_{\parallel} \sim c/\omega$ , which coincides with Eq. (11) only for  $\xi \gtrsim 1$ . The latter apparent discrepancy is explained by that the argument based solely on the Doppler effect and Lorentz contraction does not involve contribution  $\tilde{\Phi}$  in Eq. (5), which vanishes identically in the transverse case but remains in general, though for  $\xi \gg 1$  we have  $\Delta\tilde{\Phi} \ll \Delta\phi_0$ .

In real applications the electrons are exposed to a laser pulse rather than to an infinite plane wave. This causes broadening of the harmonics making the spectrum continuous [54]. Therefore it is natural to pass from the power spectrum (8) to the spectral density  $d\mathcal{E}/d\omega$ . They are related by [27]

$$\frac{d\mathcal{E}}{d\omega} \Big|_{\omega=\omega_s} = \frac{4T}{\omega_L(1 + \xi^2)^2} P(\omega_s), \quad (12)$$

where  $T$  is the duration of the laser pulse.

Finally let us turn to the discussion of the emission spectrum of a macroscopic electron bunch. A reasonable

order-of-magnitude estimate can be obtained by multiplying the one particle spectrum (8) [see also ?? in [55]] by the factor  $NN_{coh}$ , where  $N = nSl$  is the total number of electrons ( $n$  is the electron density,  $S$  and  $l$  are cross section and thickness of the bunch),  $N_{coh}$  is the number of electrons inside a coherence volume  $\simeq R_{\parallel}R_{\perp}^2$  surrounding each electron. According to (10) and (11) such a volume can be estimated as

$$N_{coh} \sim \max \left\{ \eta \frac{n}{n_c} \left( \frac{\omega}{\omega_L} \right)^{-3} (1 + \xi^2), 1 \right\}, \quad (13)$$

where  $\eta = c/32\pi\omega_L r_e$ ,  $r_e = e^2/mc^2 \approx 2.8 \cdot 10^{-13}$  cm is the classical electron radius, and  $n_c = m\omega_L^2/4\pi e^2$  is the plasma critical density. For  $1\mu\text{m}$  laser wavelength we have  $\eta \approx 5.7 \cdot 10^5$  and  $n_c \approx 1.1 \cdot 10^{21}$  cm $^{-3}$ .

According to Eq. (13), the coherent amplification ( $N_{coh} > 1$ ) affects the frequencies in the range

$$\omega < \omega_{coh} \sim \eta^{1/3} \omega_L \left( \frac{n}{n_c} \right)^{1/3} (1 + \xi^2)^{1/3}. \quad (14)$$

As a result, the coherently amplified low-frequency part of the spectrum ( $\omega \ll \omega_m$ ) behaves as

$$\frac{d(\mathcal{E}/mc^2)}{d(\omega/\omega_L)} \Big|_{coh} \sim \frac{\alpha}{\pi} \eta \frac{SlT\omega_L^4}{c^3} (1 + \xi^2)^{\frac{2}{3}} \left( \frac{n}{n_c} \right)^2 \left( \frac{\omega}{\omega_L} \right)^{-\frac{8}{3}}, \quad (15)$$

for  $\omega < \omega_{coh}$ , which should be contrasted to the usual incoherent spectrum

$$\frac{d(\mathcal{E}/mc^2)}{d(\omega/\omega_L)} \Big|_{incoh} \sim \frac{\alpha}{\pi} \frac{SlT\omega_L^4}{c^3} (1 + \xi^2)^{-\frac{1}{3}} \frac{n}{n_c} \left( \frac{\omega}{\omega_L} \right)^{\frac{1}{3}}, \quad (16)$$

which remains for  $\omega > \omega_{coh}$ . As usual, the coherent radiation energy scales as  $\propto n^2$  rather than  $\propto n$ . Besides, Eq.(15) differs from (16) also by factors  $1 + \xi^2 \gtrsim 1$  and  $\eta \gg 1$ . The resulting shapes of the spectrum are also fundamentally different (scaling as  $\propto \omega^{-8/3}$  in Eq. (15)  $\omega \ll \omega_m$  instead of  $\propto \omega^{1/3}$  in Eq. (16)).

To check these predictions we performed three-dimensional (3D) particle-in-cell (PIC) simulations of an electron bunch colliding head on with a laser pulse. Though modern PIC-codes are capable of describing radiation emitted in a quantum regime [42], its implementation so far totally ignores all the collective effects, including possible coherent amplification. Being also interested in a low-frequency range where the classical description works well, we therefore analyzed the output of the built-in Maxwell solver.

The results of simulations with the PIC code SMILEI [56] are presented in Fig. 2, the parameters of simulations are given in the caption. They correspond to  $\xi \approx 2 > 1$ , for which radiation is mostly emitted along the  $x$  axis. From simulation data we extract the field values at the distant plane  $x = 18\lambda_L$  (where  $\lambda_L$  is the laser wavelength), perform their fast Fourier transform and combine them into the Fourier transformed Poynting vector.

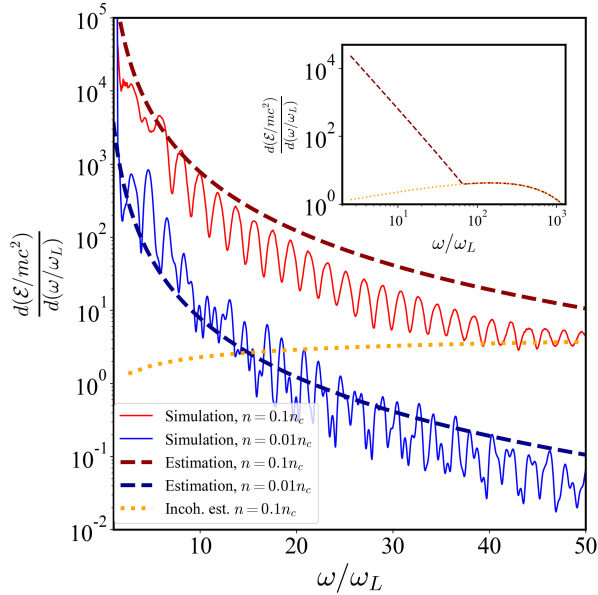


FIG. 2. Radiation spectra for  $n = 0.1n_c$  (red curves) and  $n = 0.01n_c$  (blue curves): solid lines – results of 3D numerical simulations using PIC code SMILEI, dashed lines – analytical estimate Eq. (15), dotted lines – analytical estimate Eq. (16); inset – estimates for  $n = 0.1n_c$  with and without account for coherent amplification in a wider frequency range including the peak at  $\omega = \omega_m$ .  $a_0 = 5, p_- = 10mc, l = 0.5\lambda_L, S = 0.25\lambda_L^2, \lambda_L = 1\mu\text{m}$ .

Further details of our numerical approach are presented in [55]. The approximate match of the solid (simulation) and dashed (estimated analytically) curves for each of the two densities differing by an order of magnitude is a good indication of the relevance of the scalings (15) in both density ( $\propto n^2$ ) and frequency ( $\propto \omega^{-8/3}$ ).

This approach, however, has severe limitations, which currently make it challenging to simulate the effect of coherent amplification directly for arbitrary parameters. First, the Maxwell solver resolves only frequencies obeying  $\omega \ll d\omega_L$ , where  $d$  is the number of grid cells per wavelength. Second, in a PIC code the particles are combined into macroparticles densely populating grid cells and radiating coherently within each cell (this, in particular, means that so computed radiation can scale as  $\propto \omega^{-8/3}$  even for  $\omega > \omega_{coh}$ ).

Therefore, in looking for the parameters for which the coherent amplification can be revealed in laser–plasma interactions, we rely mostly on extrapolation of our estimates. The coherency enhances radiation by factor  $N_{coh}(\omega, n; \xi)$  estimated in Eq. (13). Its dependence on the radiated frequency  $\omega$  and density  $n$  (with the upper limit  $10^2$  corresponding to the solid state density) is illustrated in Fig. 3 for two values of  $\xi$ . The first value  $\xi = 1$  [panel (a)] corresponds to the case of the initially slow electrons. As shown in the figure, in this case the

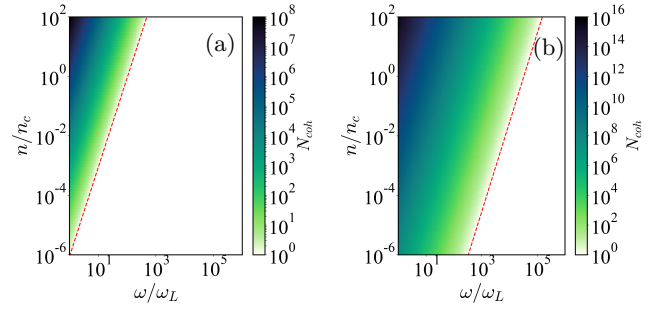


FIG. 3. Radiation enhancement factor  $N_{coh}(\omega; n)$  (13) for a slow electron bunch [ $\xi = 1$ ] (a) and an ultrarelativistic electron bunch [ $\xi = 8 \cdot 10^3$ ] (b); dashed line separates the regions of coherent [ $N_{coh} > 1$ ] and incoherent [ $N_{coh} = 1$ ] radiation.

coherency affects the frequencies up to keV range, and in the low frequency limit the enhancement factor  $N_{coh}$  reaches the value above  $10^8$ . The second value  $\xi \approx 8 \cdot 10^3$  [panel (b)] corresponds to ultrarelativistic 10 GeV electrons (this energy level has been recently achieved with laser wakefield acceleration technique [57, 58]) colliding with a laser pulse of intensity  $I = 10^{19}$  W/cm<sup>2</sup> [ $a_0 \approx 5$ ]. Here the coherency extends to the frequencies above 100 keV with  $N_{coh} \sim 10^{13}$  for  $n \sim n_c$  and  $N_{coh} \sim 10^{15}$  for  $n \sim 100n_c$  in the low frequency limit. Note, however, that while qualitatively our estimate should be valid, an accurate quantitative description of the radiation of such energetic electrons should be done using the quantum approach, which is out of the scope of this paper.

The coherency can affect even the whole spectrum up to its maximum (7) if  $\omega_{coh} \gtrsim \omega_m$  or explicitly

$$a_0 \lesssim \eta^{1/9} \left( \frac{n}{n_c} \right)^{1/9} (1 + \xi^2)^{-2/9}. \quad (17)$$

In particular, for slow particles ( $\xi \lesssim 1$ ) and  $n \sim n_c$  we obtain  $a_0 \lesssim 5$ , which corresponds to the intensity  $I \lesssim 10^{19}$  W/cm<sup>2</sup>.

Even if the high frequency part of the spectrum is unaffected by the coherency, the total energy of the coherently enhanced radiation  $\mathcal{E}_{coh} \sim \int_{\omega_L}^{\omega_{coh}} (d\mathcal{E}/d\omega) d\omega$  can be still higher than of incoherent one  $\mathcal{E}_{incoh} \sim \int_{\omega_{coh}}^{\omega_m} (d\mathcal{E}/d\omega) d\omega$  because of the huge values of  $N_{coh}$ , see Fig. 3. Indeed,

$$\frac{\mathcal{E}_{coh}}{\mathcal{E}_{incoh}} \sim \eta \frac{n}{n_c} \frac{(1 + \xi^2)^{-2/3}}{a_0^4}. \quad (18)$$

For example, assuming the electrons are initially slow [ $\xi \lesssim 1$ ] and  $a_0 \sim 10$  ( $I \sim 10^{20}$  W/cm<sup>2</sup>), the energy emitted into the coherently enhanced spectral range surpasses that into the incoherent range already at  $n \sim 10^{-2}n_c$  [ $n \sim 10^{19}$  cm<sup>-3</sup>].

In the present paper for the first time we investigated in details the effect of coherency on NTS. In particular, we derived the bounds on electron separation for

the coherency of their classical radiation in an intense laser field. We demonstrated that the coherence can significantly modify the radiation spectrum of a macroscopic number of electrons interacting with an intense laser pulse. The low frequency part is enhanced, and the maximal frequency of the coherently enhanced radiation depends on the particle density. These findings are essential for correct description of experiments with dense electron bunches at modern laser facilities. In particular, according to our preliminary simulations, the enhancement of radiated energy can also enhance the radiation friction force acting on electrons in a dense bunch as compared to that in vacuum or in rare plasma [1, 27, 59–67]. This implies that radiation friction in dense electron bunches might become essential at considerably lower laser intensities than commonly accepted.

The authors are grateful to Myron Sukhanov for the help with numerical simulations and to Michael Grech, Daniel Seipt and Nina Elkina for valuable discussions. E.G.G. and S.W. were supported by the project ADONIS (Advanced research using high intensity laser produced photons and particles) CZ.02.1.01/0.0/0.0/16\_019/0000789 from European Regional Development Fund. S.W. and O.K. were also supported by High Field Initiative (HiFI)(CZ.02.1.01/0.0/0.0/15\_003/0000449) from European Regional Development Fund. A.M.F. was supported by the MEPHI Program Priority 2030 and by the Russian Science Foundation (Grant No. 20-12-00077, interpretation of the coherence enhancement condition). The numerical simulations were performed using the code SMILEI and the resources of the ELI ERIC SUNRISE cluster.

---

\* egelfer@gmail.com

† am\_fedotov@mail.ru

- [1] A. Di Piazza, C. Müller, K. Hatsagortsyan, and C. H. Keitel, *Rev. Mod. Phys.* **84**, 1177 (2012).
- [2] K. Ta Phuoc, S. Corde, C. Thauray, V. Malka, A. Tafzi, J.-P. Goddet, R. Shah, S. Sebban, and A. Rousse, *Nature Photonics* **6**, 308 (2012).
- [3] E. N. Nerush, I. Y. Kostyukov, L. Ji, and A. Pukhov, *Phys. Plasmas* **21**, 013109 (2014).
- [4] A. V. Bashinov, A. A. Gonoskov, A. V. Kim, G. Mourou, and A. M. Sergeev, *Eur. Phys. J. Spec. Top.* **223**, 1105 (2014).
- [5] S. Rykovanov, C. Geddes, J. Vay, C. Schroeder, E. Esarey, and W. Leemans, *J. Phys. B: At. Mol. Opt. Phys.* **47**, 234013 (2014).
- [6] C. G. Geddes, S. Rykovanov, N. H. Matlis, S. Steinke, J.-L. Vay, E. H. Esarey, B. Ludewigt, K. Nakamura, B. J. Quiter, C. B. Schroeder, *et al.*, *Nucl. Instrum. Methods Phys. Res., Sect. B* **350**, 116 (2015).
- [7] W. Yan, C. Fruhling, G. Golovin, D. Haden, J. Luo, P. Zhang, B. Zhao, J. Zhang, C. Liu, M. Chen, *et al.*, *Nature Photonics* **11**, 514 (2017).
- [8] Y.-J. Gu, O. Klimo, S. V. Bulanov, and S. Weber, *Commun. Phys.* **1**, 93 (2018).
- [9] X.-L. Zhu, M. Chen, T.-P. Yu, S.-M. Weng, L.-X. Hu, P. McKenna, and Z.-M. Sheng, *Appl. Phys. Lett.* **112**, 174102 (2018).
- [10] M. A. Valialshchikov, V. Y. Kharin, and S. G. Rykovanov, *Phys. Rev. Lett.* **126**, 194801 (2021).
- [11] A. A. Mironov, E. G. Gelfer, and A. M. Fedotov, *Phys. Rev. A* **104**, 012221 (2021).
- [12] T. Scott Carman, V. Litveninko, J. Madey, C. Neuman, B. Norum, P. G. O'Shea, N. Russell Roberson, C. Y. Scarlett, E. Schreiber, and H. R. Weller, *Nucl. Instrum. Methods Phys. Res. A* **378**, 1 (1996).
- [13] F. Albert, S. G. Anderson, D. J. Gibson, C. A. Haggmann, M. S. Johnson, M. Messerly, V. Semenov, M. Y. Shverdin, B. Rusnak, A. M. Tremaine, F. V. Hartemann, C. W. Siders, D. P. McNabb, and C. P. J. Barty, *Phys. Rev. ST Accel. Beams* **13**, 070704 (2010).
- [14] F. Albert, S. G. Anderson, D. J. Gibson, R. A. Marsh, S. S. Wu, C. W. Siders, C. P. J. Barty, and F. V. Hartemann, *Phys. Rev. ST Accel. Beams* **14**, 050703 (2011).
- [15] C. G. Geddes, S. Rykovanov, N. H. Matlis, S. Steinke, J.-L. Vay, E. H. Esarey, B. Ludewigt, K. Nakamura, B. J. Quiter, C. B. Schroeder, C. Toth, and W. P. Leemans, *Nucl. Instrum. Methods Phys. Res. B* **350**, 116 (2015).
- [16] F. E. Carroll, M. H. Mendenhall, R. H. Traeger, C. Brau, and J. W. Waters, *Am J Roentgenol* **181**, 1197 (2003), pMID: 14573403, <https://doi.org/10.2214/ajr.181.5.1811197>.
- [17] K. Weeks, V. Litvinenko, and J. Madey, *Medical physics* **24**, 417 (1997).
- [18] B. J. Quiter, S. G. Prussin, B. Pohl, J. Hall, J. Trebes, G. Stone, and M.-A. Descalle, *Journal of Applied Physics* **103**, 064910 (2008), <https://doi.org/10.1063/1.2876028>.
- [19] A. R. Bell and J. G. Kirk, *Phys. Rev. Lett.* **101**, 200403 (2008).
- [20] A. M. Fedotov, N. B. Narozhny, G. Mourou, and G. Korn, *Phys. Rev. Lett.* **105**, 080402 (2010).
- [21] E. G. Gelfer, A. A. Mironov, A. M. Fedotov, V. F. Bashmakov, E. N. Nerush, I. Y. Kostyukov, and N. B. Narozhny, *Phys. Rev. A* **92**, 022113 (2015).
- [22] M. Jirka, O. Klimo, S. V. Bulanov, T. Z. Esirkepov, E. Gelfer, S. S. Bulanov, S. Weber, and G. Korn, *Phys. Rev. E* **93**, 023207 (2016).
- [23] A. S. Samsonov, E. N. Nerush, and I. Y. Kostyukov, *Sci. Rep.* **9**, 1 (2019).
- [24] F. Albert and A. G. R. Thomas, *Plasma Physics and Controlled Fusion* **58**, 103001 (2016).
- [25] E. S. Sarachik and G. T. Schappert, *Phys. Rev. D* **1**, 2738 (1970).
- [26] V. I. Ritus, *J. Russ. Laser Res.* **6**, 497 (1985).
- [27] L. D. Landau and I. M. Lifshitz, *Theoretical Physics: The Classical Theory of Fields*, Vol. 2 (Course of Theoretical Physics Series, Pergamon Press, London, 1988).
- [28] Y. I. Salamin and F. H. M. Faisal, *Phys. Rev. A* **55**, 3964 (1997).
- [29] N. Klepikov, *Soviet Physics Uspekhi* **28**, 506 (1985).
- [30] J. Schwinger, *A Quantum Legacy: Seminal Papers of Julian Schwinger* (World Scientific, Singapore, 2000) Chap. On radiation by electrons in a betatron, Report No. LBNL-39088.
- [31] F. C. Michel, *Phys. Rev. Lett.* **48**, 580 (1982).
- [32] T. Nakazato, M. Oyamada, N. Niimura, S. Urasawa, O. Konno, A. Kagaya, R. Kato, T. Kamiyama, Y. Tor-

- izuka, T. Nanba, Y. Kondo, Y. Shibata, K. Ishi, T. Ohsaka, and M. Ikezawa, *Phys. Rev. Lett.* **63**, 1245 (1989).
- [33] C. J. Hirschmugl, M. Sagurton, and G. P. Williams, *Phys. Rev. A* **44**, 1316 (1991).
- [34] K. Berryman, E. Crosson, K. Ricci, and T. Smith, *Nuclear Instruments and Methods in Physics Research Section A: Accelerators, Spectrometers, Detectors and Associated Equipment* **375**, 526 (1996).
- [35] J. M. J. Madey, *Journal of Applied Physics* **42**, 1906 (1971), <https://doi.org/10.1063/1.1660466>.
- [36] A. Kondratenko and E. Saldin, *Part. Accel.* **10**, 207 (1980).
- [37] P. Emma, R. Akre, J. Arthur, R. Bionta, C. Bostedt, J. Bozek, A. Brachmann, P. Bucksbaum, R. Coffee, F.-J. Decker, *et al.*, *Nature Photonics* **4**, 641 (2010).
- [38] C. Pellegrini, A. Marinelli, and S. Reiche, *Rev. Mod. Phys.* **88**, 015006 (2016).
- [39] B. M. Dillon and B. King, *Phys. Rev. D* **99**, 035048 (2019).
- [40] B. H. Schaap, T. D. C. de Vos, P. W. Smorenburg, and O. J. Luiten, *New J. Phys.* **24**, 033040 (2022).
- [41] A. Angioi and A. Di Piazza, *Phys. Rev. Lett.* **121**, 010402 (2018).
- [42] A. Gonoskov, S. Bastrakov, E. Efimenko, A. Ilderton, M. Marklund, I. Meyerov, A. Muraviev, A. Sergeev, I. Surmin, and E. Wallin, *Phys. Rev. E* **92**, 023305 (2015).
- [43] The considered frequencies are assumed still higher than the frequency of variation of the external field.
- [44] T. Baeva, S. Gordienko, and A. Pukhov, *Phys. Rev. E* **74**, 046404 (2006).
- [45] B. Dromey, S. Rykovanov, M. Yeung, R. Hörlein, D. Jung, D. Gautier, T. Dzelzainis, D. Kiefer, S. Palaniyppan, R. Shah, J. Schreiber, H. Ruhl, J. C. Fernandez, C. L. S. Lewis, M. Zepf, and B. M. Hegelich, *Nature Physics* **8**, 804 (2012).
- [46] S. V. Bulanov, N. M. Naumova, and F. Pegoraro, *Physics of Plasmas* **1**, 745 (1994), <https://doi.org/10.1063/1.870766>.
- [47] S. Gordienko, A. Pukhov, O. Shorokhov, and T. Baeva, *Phys. Rev. Lett.* **93**, 115002 (2004).
- [48] C. Thauray, F. Quere, J.-P. Geindre, A. Levy, T. Cecchetti, P. Monot, M. Bougeard, F. Réau, P. d'Oliveira, P. Audebert, *et al.*, *Nature Physics* **3**, 424 (2007).
- [49] D. an der Brügge and A. Pukhov, *Physics of Plasmas* **17**, 033110 (2010), <https://doi.org/10.1063/1.3353050>.
- [50] T. J. M. Boyd and R. Ondarza-Rovira, *Phys. Rev. Lett.* **101**, 125004 (2008).
- [51] A. A. Gonoskov, A. V. Korzhimanov, A. V. Kim, M. Marklund, and A. M. Sergeev, *Phys. Rev. E* **84**, 046403 (2011).
- [52] M. R. Edwards and J. M. Mikhailova, *Scientific reports* **10**, 1 (2020).
- [53] S. Bhadoria, T. Blackburn, A. Gonoskov, and M. Marklund, *Physics of Plasmas* **29**, 093109 (2022).
- [54] E. Esarey, S. K. Ride, and P. Sprangle, *Phys. Rev. E* **48**, 3003 (1993).
- [55] See Supplemental Material, which includes Ref. [68], for technical details, URL\_will\_be\_inserted\_by\_publisher.
- [56] J. Derouillat, A. Beck, F. Pérez, T. Vinci, M. Chiaramello, A. Grassi, M. Flé, G. Bouchard, I. Plotnikov, N. Aunai, *et al.*, *Comput. Phys. Comm.* **222**, 351 (2018).
- [57] A. J. Gonsalves, K. Nakamura, J. Daniels, C. Benedetti, C. Pieronek, T. C. H. de Raadt, S. Steinke, J. H. Bin, S. S. Bulanov, J. van Tilborg, C. G. R. Geddes, C. B. Schroeder, C. Tóth, E. Esarey, K. Swanson, L. Fan-Chiang, G. Bagdasarov, N. Bobrova, V. Gasilov, G. Korn, P. Sasorov, and W. P. Leemans, *Phys. Rev. Lett.* **122**, 084801 (2019).
- [58] C. Aniculaesei, T. Ha, S. Yoffe, E. McCary, M. M. Spinks, H. J. Quevedo, L. Labun, O. Z. Labun, R. Sain, A. Hannasch, *et al.*, arXiv preprint arXiv:2207.11492 (2022).
- [59] S. Bulanov, T. Z. Esirkepov, J. Koga, and T. Tajima, *Plasma Physics Reports* **30**, 196 (2004).
- [60] A. M. Fedotov, N. V. Elkina, E. G. Gelfer, N. B. Narozhny, and H. Ruhl, *Phys. Rev. A* **90**, 053847 (2014).
- [61] A. Gonoskov, A. Bashinov, I. Gonoskov, C. Harvey, A. Ilderton, A. Kim, M. Marklund, G. Mourou, and A. Sergeev, *Phys. Rev. Lett.* **113**, 014801 (2014).
- [62] L. L. Ji, A. Pukhov, I. Y. Kostyukov, B. F. Shen, and K. Akli, *Phys. Rev. Lett.* **112**, 145003 (2014).
- [63] J. M. Cole, K. T. Behm, E. Gerstmayr, T. G. Blackburn, J. C. Wood, C. D. Baird, M. J. Duff, C. Harvey, A. Ilderton, A. S. Joglekar, K. Krushelnick, S. Kuschel, M. Marklund, P. McKenna, C. D. Murphy, K. Poder, C. P. Ridgers, G. M. Samarin, G. Sarri, D. R. Symes, A. G. R. Thomas, J. Warwick, M. Zepf, Z. Najmudin, and S. P. D. Mangles, *Phys. Rev. X* **8**, 011020 (2018).
- [64] K. Poder, M. Tamburini, G. Sarri, A. Di Piazza, S. Kuschel, C. D. Baird, K. Behm, S. Bohlen, J. M. Cole, D. J. Corvan, M. Duff, E. Gerstmayr, C. H. Keitel, K. Krushelnick, S. P. D. Mangles, P. McKenna, C. D. Murphy, Z. Najmudin, C. P. Ridgers, G. M. Samarin, D. R. Symes, A. G. R. Thomas, J. Warwick, and M. Zepf, *Phys. Rev. X* **8**, 031004 (2018).
- [65] E. Gelfer, N. Elkina, and A. Fedotov, *Scientific reports* **8**, 6478 (2018).
- [66] E. Gelfer, A. Fedotov, and S. Weber, *Plasma Physics and Controlled Fusion* **60**, 064005 (2018).
- [67] E. Gelfer, A. Fedotov, and S. Weber, *New Journal of Physics* **23**, 095002 (2021).
- [68] G. N. Watson, *A Treatise on the Theory of Bessel Functions* (Cambridge University Press, 1995).