

Large Language Models as Annotators: Enhancing Generalization of NLP Models at Minimal Cost

Parikshit Bansal

Microsoft Research India
parikshitb52@gmail.com

Amit Sharma

Microsoft Research India
amshar@microsoft.com

Abstract

State-of-the-art supervised NLP models achieve high accuracy but are also susceptible to failures on inputs from low-data regimes, such as domains that are not represented in training data. As an approximation to collecting ground-truth labels for the specific domain, we study the use of large language models (LLMs) for annotating inputs and improving the generalization of NLP models. Specifically, given a budget for LLM annotations, we present an algorithm for sampling the most *informative* inputs to annotate and retrain the NLP model. We find that popular active learning strategies such as uncertainty-based sampling do not work well. Instead, we propose a sampling strategy based on the difference in prediction scores between the base model and the finetuned NLP model, utilizing the fact that most NLP models are finetuned from a base model. Experiments with classification (semantic similarity) and ranking (semantic search) tasks show that our sampling strategy leads to significant gains in accuracy for both the training and target domains.

1 Introduction

A common limitation of supervised NLP models is that they fail to generalize in *low data* regimes, corresponding to inputs from subgroups or domains that have limited labelled data in the training set. These generalisation errors occur due to distribution shifts between the new inputs and training data, that render some of the correlations learnt by the model as invalid (Wang et al., 2022). For instance, models may learn spurious correlations with sensitive attributes like gender (Sun et al., 2019) or may over-emphasize lexical patterns (Gururangan et al., 2018); or in some cases, inputs may exhibit a new concept that has not been seen in the training data (Gama et al., 2014).

As a motivating example, consider the task of determining *semantic similarity* between a pair of

sentences (Reimers and Gurevych, 2019). This task forms the basis of information retrieval and recommendation systems such as similar question recommendation on online forums (Wang et al., 2018) or product recommendation on e-commerce websites (He and McAuley, 2016). In such systems, it is common to encounter new unseen domains during deployment. For instance, introduction of a new item category or users from a new demographic may cause failures for a deployed model due to a shift in distribution of inputs in the system compared to the training data. Unlabelled data is readily available for such distribution shift (i.e., new questions posted by users or items from a new category), but labelling the data requires considerable human effort. In other cases, failures may occur due to hard-to-learn semantic patterns found in a small minority of the training data (see the example pair containing lexically similar questions on oxygen and glucose in Figure 1).

A common solution in all these cases is to collect more labelled data distinct from the distribution of training data, but labelling (or *annotating*) data is an expensive and manual process. To address this issue, prior work suggests using large language models (LLMs, (Ouyang et al., 2022; Brown et al., 2020)) to annotate data. LLMs like GPT-3 obtain promising accuracy for annotating data for a variety of NLP tasks including sentiment classification (Ding et al., 2022), keyword relevance (Choi et al., 2023; Gilardi et al., 2023) and question answering (Gilardi et al., 2023). However, LLM-based annotations can be noisy and due to efficiency reasons, we cannot deploy LLM models directly.

In this paper, we take the natural next step and ask whether annotations from LLMs can be used to enhance generalization of existing NLP models. Given a corpus of unlabelled data, we find that a naive application of LLMs (annotating inputs at random) provides only marginal gains on total ac-

curacy and in some cases, can worsen accuracy for low-data groups. To optimize the sampling, we formulate the problem of sampling inputs for annotation as an *active learning* problem (Zhang et al., 2022). However, we find that the popular sampling strategy based on model uncertainty (Lewis, 1995) is also not optimal for LLM-based annotation.

Using experiments on classification (semantic similarity) and ranking (semantic search) tasks, we propose an alternative strategy for sampling inputs. For cost-efficient sampling of new unlabeled inputs for LLM annotations, an intuitive solution is to annotate only those inputs that the NLP model is expected to be incorrect on, i.e., inputs where the NLP model’s prediction and the ground truth label would differ. In the absence of GT labels for new inputs, we propose a metric, *Conditional Informativeness*, that approximates this intuition. We utilize the fact that state-of-the-art supervised NLP models are often finetuned from a *base model* such as BERT (Vaswani et al., 2017) that provides an initial embedding for the input. For a given input and an NLP task, Conditional Informativeness measures the deviation between the prediction score from the base model and the score from the NLP model finetuned using the available labelled data for the task. We argue that the inputs which have the max deviation between the two scores are the ones likely to be incorrectly predicted by the finetuned model and hence the most informative ones for finetuning over the base model.

Our sampling metric provides a practical way to improve generalization of NLP models for a task (see Figure 1 for an illustration). Given a budget for LLM annotation (i.e., number of queries), we select the inputs having the maximum Conditional Informativeness for LLM annotation and then retrain the NLP model using this additional training data. Our algorithm shows significant improvements in target domain and total accuracy, on the Quora dataset for the semantic similarity task, and on Amazon and Wikipedia datasets for the semantic search task. Our algorithm also provides higher gains than the uncertainty-based sampling from active learning literature. This may be because of the error distribution of LLM annotations: only for inputs with high deviation, the LLM-based annotations may be expected to be more accurate than the base model.

To summarize, we make the following contributions.

1) The Conditional Informativeness metric for sam-

pling inputs for LLM-based annotation that outperforms commonly used active learning approaches.

2) Experiments on semantic similarity and search tasks that show LLM annotations can significantly improve both in-domain and target domain accuracy.

2 Related Work

LLMs for data augmentation. A popular framework for improving a NLP model’s generalization has been to generate new data using LLMs and test the model’s output using a human-in-the-loop, i.e. LLMs are used in partnership with human participants for data generation and testing/debugging models (Ribeiro and Lundberg, 2022; Wang et al., 2021). In recent work, (He et al., 2023b) utilise the same strategy for training an NLP model: they use GPT-3 for data generation over under-represented groups, which are then annotated by users before including in training set.

However, with more capable LLMs like ChatGPT, LLMs are now capable of not just generating data, but also annotating it (while faithfully following annotation instructions). Recent work (Gilardi et al., 2023; He et al., 2023a; Ding et al., 2022) has looked at the annotation accuracy for LLMs and found them to be at par with crowd-worker annotators. Combining generation and annotation, parallel to us, (Whitehouse et al., 2023) explore the utility of both input and labels generated from LLMs for crosslingual common sense reasoning tasks. Similarly, for the task of building a sentence embedding using contrastive learning, (Cheng et al., 2023) use LLMs to both generate novel input pairs and then score their similarity.

Motivated by real-world applications from information retrieval, we focus our attention on the *unsupervised domain adaptation* (Ramponi and Plank, 2020) (UDA) setting where unlabelled inputs are easily available. UDA methods assume a source labeled domain and a target unlabeled domain with the goal of adapting to the target domain (while also performing well on the source domain). For instance, (Saad-Falcon et al., 2023) motivate the passage reranking task where a large number of unlabelled passages are available. They use LLMs to generate synthetic queries for a given passage and then use such augmented data to train a downstream model. Given the potential of LLM-annotated data for training downstream classifiers and the associated costs of querying them, we study how to

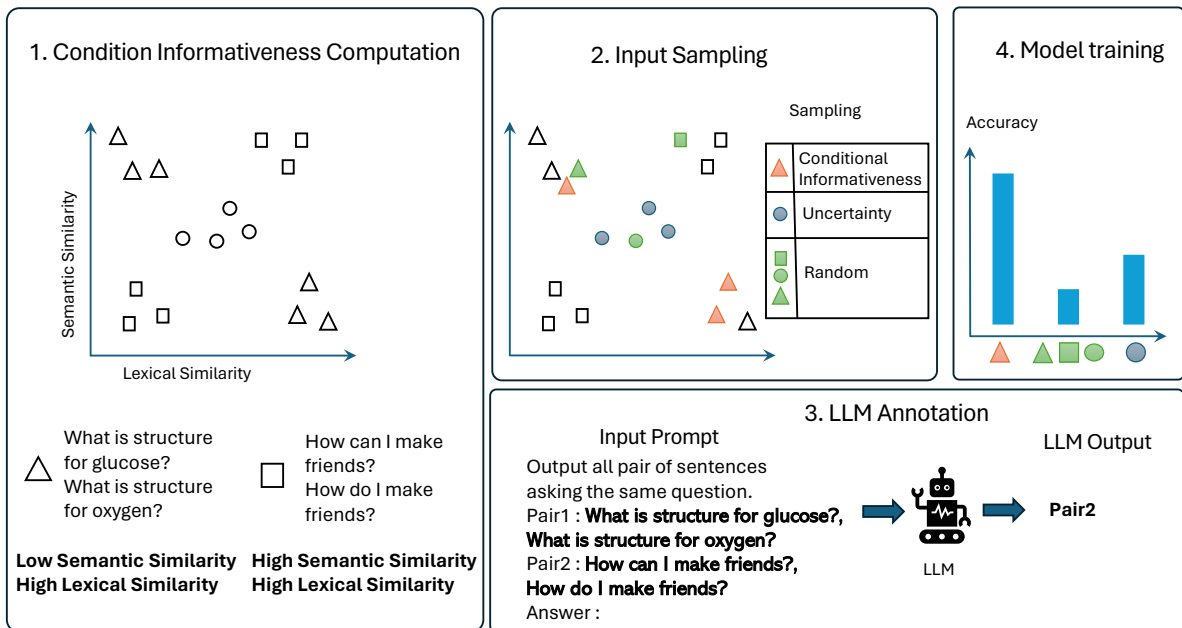


Figure 1: Enhanced Generalization using LLM Annotations. Illustration of our algorithm using the duplicate question detection task. We propose a sampling strategy based on deviation of an NLP model’s similarity score from the base model, called (*base model*)-conditional informativeness. Inputs are sampled using this strategy (Step 2), annotated using an LLM (Step 3) and then added to the training set of the NLP model. Our sampling strategy performs significantly better than random or active learning-based strategies.

efficiently utilise these annotations to train a more generalizable NLP model; specifically, which inputs to annotate for maximum benefit?

Semantic similarity with limited labeled data. (Chen et al., 2023) present a comprehensive survey of data augmentation techniques for limited label data settings in NLP. AugSBERT (Thakur et al., 2020) present an augmentation strategy that uses a bigger (oracle) cross-encoder model for generating (pseudo-)labels for unlabeled inputs. These inputs are then utilised to train a smaller and efficient NLP model. Such an oracle, however, is limited by the training data whereas LLMs are known to have zero-shot capabilities that generalize to new domains(Hou et al., 2023).

In addition to augmentation, unsupervised domain adaptation methods have also been proposed. Apart from the main task learning loss, (Ramesh Kashyap et al., 2021) propose an additional loss which minimizes the divergence between source and target domain representations. Recent work UDapter (Malik et al., 2023) combines UDA methods with adapters for efficient domain adaptation. However, domain matching techniques work only under a restrictive set of assumptions (Li et al., 2020). Instead, we aim to approximate the ground-truth labels through

LLMs, thereby converting the unsupervised problem into a simpler, supervised learning problem. (Dua et al., 2022) investigates the failure modes of Open-domain question answering when faced with distribution shifts. In addition they propose a few-shot data augmentation method for improving generalisation of these models. The augmentations uses LLMs to generate question for a given passage.

Active Learning. Choosing which inputs to annotate has been classically studied as an active learning problem (Settles, 2009). In active learning setup, we are given a small set of L labeled inputs, along with a large pool of U unlabeled inputs. We are also specified a budget B , which denotes the number of inputs from the unlabeled data that can be annotated by an oracle/human. Active learning explores how to best sample B inputs from the unlabeled pool to maximize the generalization accuracy of the final model that is trained on the original $L +$ (annotated) B samples. Active Learning uses two primary criterion for sample selection : Informativeness and Representativeness (Zhang et al., 2022). The most popular informativeness technique is uncertainty sampling (Lewis, 1995; Schröder et al., 2021) and for representativeness is diversity/density. As an appli-

cation, recent work (Margatina et al., 2023) uses active learning in an in-context learning setting for LLMs and shows that similarity based sampling (instead of uncertainty and diversity) are most effective for in-context learning. In this paper, we focus on LLM-based annotations and evaluate the uncertainty-based informativeness sampling technique. Based on our experiments, we also propose a new informativeness criterion.

3 Conditional informativeness criterion for sampling LLM annotations

3.1 Background: Building NLP classifiers using base models

Given a domain of sentences, \mathcal{X} , and a task $\mathcal{T} : \mathcal{X} \rightarrow \{0, 1\}$ we consider learning a classifier function $f : \mathcal{X} \rightarrow \{0, 1\}$ which follows the task i.e. $f(x) = \mathcal{T}(x) \forall x \in \mathcal{X}$. The function aims to learn features which are predictive of the output label and their mapping to the output label. A subset of the domain \mathcal{X} is denoted by $X = \{x_0, x_1, x_2, \dots, x_{|X|}\} \subseteq \mathcal{X}$. The output label of x_i is $\mathcal{T}(x_i)$ and is denoted by t_i . A set of examples can be represented as

$$D = \{(x_i, t_i) : i \in [|X|]\} \quad (1)$$

Unlabeled examples lack the task label t_i .

Semantic Similarity. As an example, consider the semantic similarity task (Cer et al., 2017). Inputs for semantic similarity come from $\mathcal{X} \times \mathcal{Y}$ where \mathcal{X} and \mathcal{Y} are a pair of domain of sentences. The domains can be the same or different for symmetric and asymmetric similarity respectively. For a given input (x_i, y_i) , the task output is 1 if a pair are semantically similar, and 0 if they are not. The classifier for semantic similarity is hence defined as $f : \mathcal{X} \times \mathcal{Y} \rightarrow \{0, 1\}$. We denote a training set as :

$$D = \{((x_i, y_i), t_i) : i \in [|X|]\} \quad (2)$$

Further details on semantic similarity are in Supp. E.

Finetuning on Base model. NLP models are usually finetuned on top of some pretrained text models (e.g., we use MSMARCO-DistilBERT-v4 for semantic similarity) called *Base* model. The base model adheres to an approximation of the task based on the pretraining dataset and provides initial embedding for the input. We call these features defined by the base model as *pretrained features*.

3.2 A domain adaptation case study: Which inputs to annotate?

To evaluate different input sampling techniques for LLM annotations, we consider the semantic similarity task of duplicate question detection. We train bi-encoders (SBERT (Reimers and Gurevych, 2019)) on the Quora Questions Pair dataset (Wang et al., 2018), using MSMARCO-DistilBERT-v4 as the base model. To simulate a challenging target domain, we remove 60% of “extreme” examples from the training dataset. These are examples where the base model either obtains the lowest mean squared error w.r.t. the ground truth labels or obtains the highest mean squared error. That is, half of the examples (30%) are the *easy* examples the base model is (most) correct on and the remaining half are the *hard* examples where the base model is (most) incorrect on. Further, we remove labels from the target domain. Hence from the original data we have 40% “source” labeled examples and 60% “target” unlabeled examples. For accuracy evaluation on both source and target domains, we create analogous domains over the test set too.

We consider an active learning setup where selected inputs from target domain can be annotated by an LLM and augmented in the training set. After augmentation, the model is trained on the source domain + augmented dataset. We consider two popular active-sampling approaches in literature: Random and Uncertainty-based sampling. Apart from these, we include two additional sampling techniques based on our knowledge of the target domain: *base-consistent-sample* and *base-inconsistent-sample*. These are designed to capture the *easy* and *hard* examples that constitute the target domain. Given labeled data L , unlabeled inputs U and a budget for annotation as B we have :

- **random-sampling.** We randomly select B inputs out of the U unlabeled inputs for annotations.
- **uncertainty-sampling.** We first finetune the base model on the given labeled data L and then select the B (budget) most uncertain (according to the finetuned model) unlabeled inputs (out of U).
- **base-consistent-sampling.** We choose top B examples having lowest (MSE) error on base model predictions with GT labels.
- **base-inconsistent-sampling.** We choose top

B examples having highest (MSE) error on base model predictions with GT labels.

These B inputs are then annotated and included for final training on $L + B$.

AUC under different sampling strategies. Using gpt-3.5-turbo as the annotator LLM, we report AUC (area-under-(ro)curve) in Table 1. We set a budget B of 10% of the dataset for annotation. For details on prompts used, see Sec 4.1.

Looking at the AUC metric for the complete target domain, we observe that random-sampling and uncertain-sampling lead to similar improvements compared to the training set. Compared to these active learning techniques, base-inconsistent-sampling leads to almost twice the AUC improvement. That is, annotations with LLM are best under base-inconsistent-sampling. Remarkably, with only 10% of the examples annotated, AUC with base-inconsistent-sampling is even higher than the setting where we augment the *full* target domain (100% of examples). In contrast, base-consistent-sampling hurts generalization. Even though base-consistent-sampling was designed to sample examples with low base model error, it obtains worse AUC than base-inconsistent-sampling on test examples with low base model error. Results on using Ground Truth (GT) labels for annotations (instead of LLM annotations) are in Supp. Table 11.

Implications. The above results indicate that for LLM annotations, uncertainty-sampling may not be the best technique. To understand these results, note that the original model finetuned on training set (first row in Table 1, with no augmentation from target domain) has high generalization (AUC) for low base error inputs while generalizing poorly for high base error inputs. Annotating with base-consistent-sampling is thus a waste of budget as the base and simple finetuned model are already good on the low base error inputs. Moreover since LLM-annotations are not perfect, augmenting with base-consistent-sampling introduces noise into the model, when the model already has a high accuracy.

On the other hand, high base error examples, which are targeted by base-inconsistent-sampling, do have substantial room for AUC improvement when considering the original finetuned model. This indicates that LLM annotations should focus only on base-inconsistent-sampling inputs, as such annotations may be the most *informative*.

3.3 Conditional Informativeness metric

Based on the experiments above, we find that when annotated with LLMs, high base error, or *base-inconsistent* examples are the most informative for training. But base-inconsistent-sampling, as described above, is not practical since it requires knowledge of the ground truth labels of inputs. Hence in this section, we develop an approximate metric for quantifying the degree of base-inconsistency of unlabeled inputs.

We use a metric which measures deviation of the finetuned NLP model from the base model, and call it Conditional Informativeness, since it depends on the base model in addition to the finetuned model. For an input x_i we define it as

$$z_i(f, f_0) = Dev(f(x_i), f_0(x_i)) \quad (3)$$

where f_0 is the base model, f is the finetuned model and Dev is a measure of deviation. We use simple squared error in our work. The intuition is that during the finetuning process with the goal of minimizing error, a model is more likely to deviate from the base model’s score on an input if the base model has high error on that input. Here we assume that the finetuned model’s score deviation captures this notion of base error, which can be generalized to the unlabelled inputs.

We present qualitative examples from our metric on Quora dataset in Table 2. These inputs were selected by our Conditional Informativeness metric as having high deviation. While for the first pair of examples the lexical similarity (base semantic) is of the pair is low, their semantic meaning (*duplicate question* semantics) is the same, while for the second pair, while the lexical similarity is high, their semantic similarity is low. When doing LLM annotations, inputs like these would be the most informative for training.

The formulation above defines Conditional Informativeness based on deviation of individual input semantic similarity scores. But we can also define Conditional Informativeness using deviation at a domain level. For example, for a multi-domain dataset with domain information for each input, the metric can be averaged over the entire domain to find the most suitable domains for LLM annotations.

Data	Complete Test	High Base Error	Low Base Error
Initial Train Set	86.824 \pm 0.038	59.335 \pm 0.139	99.068 \pm 0.048
+ 100% (complete target domain)	87.544 \pm 0.035	65.785 \pm 0.121	98.164 \pm 0.044
+ Random-sampling 10%	87.052 \pm 0.151	60.551 \pm 0.701	98.805 \pm 0.058
+ Uncertain-sampling 10%	87.620 \pm 0.029	61.594 \pm 0.433	99.081 \pm 0.024
+ Base-consistent-sampling 10%	86.763 \pm 0.149	59.986 \pm 0.340	98.833 \pm 0.024
+ Base-inconsistent-sampling 10%	88.108 \pm 0.062	65.538 \pm 0.175	98.861 \pm 0.046

Table 1: AUC for Quora duplicate questions task, before and after including LLM-based annotations using four different sampling techniques: random, uncertainty, base-consistent and base-inconsistent. AUC is evaluated on the full test set, the test subset with high base model error and the test subset with low base model error. Sampling just 10% of the data for annotation using base-inconsistent-sampling is better than annotating with the complete (100%) target dataset.

Pair	Similarity	
	Base	Finetuned
What is a good diet plan for a commuter that wants to gain weight ?	Low	High
What food should I eat to gain weight ?	Low	High
How can you determine the structure for glucose ?	High	Low
How can you determine the structure for oxygen ?	High	Low

Table 2: Quora test examples having high Conditional Informativeness, i.e. finetuned predictions are different from base model predictions. Base model captures lexical similarity while finetuned captures target semantics.

4 EAGLE: Enhanced Generalization using LLM Annotations

Based on the Conditional Informativeness metric, we now present the *EAGLE* algorithm for enhancing generalization of NLP models using LLM annotations. As in Section 3, we consider an active learning setup where we are given some labeled examples L and a pool of unlabeled inputs U along with a budget B of annotating unlabeled inputs (using LLMs). In addition to standard classification tasks, our algorithm can also work for other tasks such as ranking. We first present the general algorithm and then present instantiations of it for a classification task (semantic similarity) and a ranking task (semantic search).

4.1 The EAGLE Algorithm

Step 1: Computing Conditional Informativeness

As the first step, we finetune our base model on the labeled data L to get a finetuned model f i.e.,

$$f = \operatorname{argmin}_f \mathbb{E}_{(x_i, t_i) \in L} [\mathcal{L}(f(x_i), t_i)] \quad (4)$$

Using f , we compute the Conditional Informativeness score $z_i(f, f_0)$ where f_0 is the base model, for each unlabeled input $x_i \in U$ i.e.

$$z = \{z_i(f, f_0) : x_i \in U\} \quad (5)$$

Step 2: Sampling inputs using Conditional Informativeness

The next step involves sampling appropriate inputs for LLM annotations. We either choose to do an input-wise Conditional Informativeness sampling, or if the data is domain annotated, we can do domain level annotations. For input-wise sampling we select the top B samples i.e.

$$U_{\text{sampled}} = \{x_i : z_i \in \operatorname{top}(z, B)\} \quad (6)$$

For domain level annotations, we can obtain the domain-level Conditional Informativeness metric (by averaging the metric over inputs belonging to the domain). In this case, the budget B is uniformly distributed over inputs in selected domains.

Step 3: Annotating sampled inputs using LLM

Given a sampled set of unlabelled input U_{sampled} , we use LLM annotations for these inputs to get an annotated set as L'_{sampled} . We denote LLM annotations function by $\mathcal{T}' : \mathcal{X} \rightarrow \{0, 1\}$, and hence the LLM annotation for input x_i as $t'_{ij} \in \{0, 1\}$. The augmented dataset made from U is hence L'

$$L'_{\text{sampled}} = \{(x_i, t'_i) : x_i \in U\} \quad (7)$$

Step 4: Finetuning classifier on augmented labelled data

Finally we finetune the base model on the augmented dataset $L + L'_{\text{sampled}}$ using Eq 4.

4.2 Application: Semantic Similarity

We present how our algorithm can be used for the semantic similarity task described in Section 3. Step 1 follows from the main algorithm. The Conditional Informativeness computation follows Eq 3, with the only caveat being that the classifier function now takes two inputs :

$$z_i(f, f_0) = \operatorname{Dev}(f(x_i, y_i), f_0(x_i, y_i)) \quad (8)$$

Sampling is done in the same way with the algorithm selecting top B inputs having highest z_i .

LLM Annotation Details Consider a set of unlabeled examples U consisting of pairs (x_i, y_i) to be annotated by the LLM. We construct a prompt which consists of set of pairs (x_i, y_i) of sentences. For cost-efficiency we consider 10 pairs in each prompt for our experiments. The prompt asks the LLM to output all the pairs which are semantically similar (with semantics defined appropriately inside the prompt). All pairs outputted by LLM as similar are considered similar while rest are not. See Table 3 for example annotation outputs on Quora dataset.

Pair	Deviation	GF	LLM
Why does Cuba tolerate the presence of Guantanamo Bay Naval Base ? What is the deal with Guantanamo Bay ? Why isn't it closed yet ?	Low	0	1
What are the best headhunters in Mexico ? Who are the best headhunters in Mexico ?	Low	1	0
What is third pricing model ? What is a pricing model ?	High	0	0
How was trading performed in Ancient India ? Is there proof of ancient Indians trading overseas ? If yes , then what did they trade in and with what countries ?	High	1	1

Table 3: LLM (gpt-3.5-turbo) annotations for some low and high deviation examples. LLM is able to correctly guess the high deviation ones while is incorrect on the low deviation ones. LLM annotation accuracy is agnostic of the deviation. See Supp A for prompts used.

4.3 Application: Semantic Search

While semantic similarity is a fundamental task, real world applications often rely on *semantic search*. In such applications, the X is called set of all *queries* denoted as $X = \{x_0, x_1, x_2, \dots, x_{|X|}\}$, while Y is the set of *labels* denoted as $Y = \{y_0, y_1, y_2, \dots, y_{|Y|}\}$. These search for an optimal semantic match for a sentence $x \in X$ from the set Y , i.e.

$$g(x, \mathcal{T}) = \operatorname{argmax}_{y_i \in Y} \mathcal{T}(x, y_i) \quad (9)$$

In practice since we don't have the true semantics \mathcal{T} (e.g., relevance to query), we use some approximation of semantics for argmax. We denote a set of examples by:

$$D_{\text{search}} = \{((x_i, Y), T_i) : i \in [|X|]\} \quad (10)$$

where

$$T_i = \{t_{ij} : j \in [|Y|]\} \quad (11)$$

Unlabeled samples lack T_i information. Following Eqn. 3, Conditional Informativeness on set X is defined as

$$\begin{aligned} y &= g(x_i, f_0) \\ z_i(f, f_0) &= \operatorname{Dev}(f(x_i, y), f_0(x_i, y)) \end{aligned} \quad (12)$$

where $g(\cdot)$ finds the nearest $y_j \in Y$ for x_i according to base embedding function f_0 (Eqn 9).

LLM Annotation Details The unlabeled set U now consisting of pairs (x_i, Y) to be annotated by LLMs. Querying semantic similarity for each query, label pair $\{(x_i, y_j) : y_j \in Y\}$ is very expensive. Hence we first create a filtered set of labels from a semantic similarity model (in our case finetuned model) f . With slight abuse of notation, we consider an extension of the function g in Eq 9 as $g(x, f, K)$ where g now outputs a set of top K labels for each query. Our filtered set is hence $Y' = g(x, f, K)$ where f is the finetuned model. The set Y' hence consists of top K ranked labels for a query according to the finetuned model f . The rest of the labels (which weren't in the top K ranking of the finetuned model) i.e. Y/Y' have their semantic similarity set to 0. We query the LLM for semantic similarity of labels in the filtered set Y' , where $|Y'| = K$. Hence this helps us reduce the complexity of searching through the whole label space by restricting the search space using the finetuned model f . We take $K = 10$ for all experiments. For each pair $\{(x_i, y_j) : y_j \in Y'\}$ we can then query LLM similar to semantic similarity setup above.

$$L' = \{((x_i, Y), T'_i) : (x_i, Y) \in U\} \quad (13)$$

We empirically observe that it is better to provide one prompt for each query along with its top K filtered labels. The labels should be ordered by their semantic similarity score according to the model f in the prompt. Example prompts used in our experiments can be found in Supp. A. The filtering step in semantic search can use any good similarity model. In our experiments, we utilise our finetuned model f for the filtering step.

5 Experiments

We evaluate EAGLE algorithm on two tasks: **1)** *semantic similarity*, a fundamental task; **2)** *semantic search*, a real-world task motivated by information retrieval applications. We assume that in addition to some labeled examples, we are also given a large pool of unlabeled inputs. For semantic similarity we consider generalisation in limited labeled data setting, while for semantic search we evaluate generalisation to unlabeled target domains. In limited labeled data setting, both the labeled and unlabeled inputs follow the same distribution while when

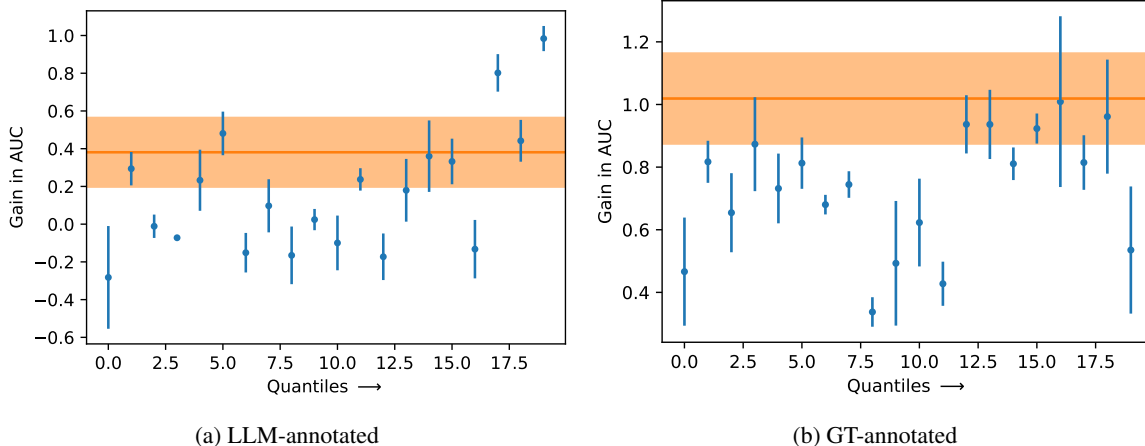


Figure 2: Gain in AUC on including LLM-annotated and GT-based augmentations on Quora dataset. The orange line is gain in AUC with uncertainty based sampling (shaded region shows std err.). We divide the unlabeled data into 20 quantiles, based on the Conditional Informativeness metric. Conditional Informativeness increases from left to right. For LLMs, uncertainty is not a good method for sampling and Conditional Informativeness based sampling is better, while for GT-based augmentations uncertainty based sampling is better.

Data	Test AUC
Initial Train set	85.780 \pm 0.002
+ Random LLM	86.001 \pm 0.139
+ Uncertainty LLM	86.058 \pm 0.089
+ Conditional Informativeness LLM	86.432 \pm 0.106
+ Random GT	86.677 \pm 0.068
+ Uncertainty GT	87.125 \pm 0.135
+ Conditional Informativeness GT	87.445 \pm 0.091

Table 4: AUC for different sampling techniques for Quora semantic similarity task. We sample 10% of unlabeled data. For LLM-based annotations, the best method is to sample using our Conditional Informativeness sampling while for GT based annotation, both uncertain and Conditional Informativeness based sampling are good.

adapting to unlabeled target domain (the unlabeled input), there is a distribution shift in inputs of the labeled and unlabeled examples. We show how our Conditional Informativeness based sampling inputs helps to improve generalization in both of these settings. We do our experiments on embedding-based semantic similarity as defined below.

Embedding-based Semantic Similarity/Search

The search argmax operation (Eq 9) over the complete query set $|X|$ is quadratic (i.e. $|X| \times |Y|$). For efficient computation, we use embeddings based semantic similarity (SBERT (Reimers and Gurevych, 2019)), where both queries and labels are separately embedded into a N dimensional unit norm space. The dot product between the embedded representations of sentences gives the semantic similarity. Hence the goal is to learn a embedding function

$h : \mathcal{X} \cup \mathcal{Y} \rightarrow \mathbb{R}^N$ s.t. $h(x_i)^\top h(y_i)$ gives the semantic similarity between the functions.

Sampling methods. In addition to Conditional Informativeness, we consider random-sampling and an active learning uncertainty-based sampling algorithm. As an oracle, we also consider ground-truth labels for the same inputs sampled by each of these sampling algorithms.

Implementation details. We consider the base model as MSMARCO-DistilBERT-v4 for both tasks. For LLM-based annotations we use GPT-3.5-Turbo. See Supp. A for prompts used in the experiments. We tried open source models such as TogetherComputer/RedPajama-INCITE-7B-Base (along with the Chat and Instruct version) or MosaicML/mpt-7b-chat but did not obtain good annotation accuracy. All results are reported for 3 seeds. Other training details are in Supp. C.

5.1 Semantic Similarity

Setup We conduct experiments on the *Quora Question Pairs* (Wang et al., 2018) dataset, which consists of pairs of questions. The task is to label each pair as a duplicate or not, i.e., whether the questions have the same intent or not. We subsample 38400 training pairs from the train set. We consider a setup where 10% of the Quora dataset is labeled by ground truth, while rest of the 90% forms the unlabeled pool of data. We present test AUC (Area-Under-ROC) numbers as the evaluation metric.

	Wikipedia		Amazon	
	USA	Total	Books	Total
Initial Train set	12.530 \pm 0.034	19.048 \pm 0.019	17.226 \pm 0.008	24.904 \pm 0.076
+ Target LLM Random 40%	13.188 \pm 0.073	19.232 \pm 0.024	17.959 \pm 0.075	25.065 \pm 0.049
+ Target LLM Conditional Informativeness (bottom 40%)	13.089 \pm 0.079	19.209 \pm 0.034	18.021 \pm 0.033	25.110 \pm 0.038
+ Target LLM Conditional Informativeness (middle 40%)	13.166 \pm 0.021	19.228 \pm 0.022	18.123 \pm 0.060	25.216 \pm 0.012
+ Target LLM Conditional Informativeness (top 40%)	13.372 \pm 0.058	19.363 \pm 0.023	18.351 \pm 0.028	25.271 \pm 0.030
+ Target GT Random 40%	13.893 \pm 0.047	19.430 \pm 0.052	18.375 \pm 0.068	25.329 \pm 0.051
+ Target GT Conditional Informativeness (bottom 40%)	13.911 \pm 0.032	19.395 \pm 0.013	18.455 \pm 0.054	25.271 \pm 0.020
+ Target GT Conditional Informativeness (middle 40%)	13.973 \pm 0.070	19.327 \pm 0.023	18.400 \pm 0.027	25.213 \pm 0.075
+ Target GT Conditional Informativeness (top 40%)	13.878 \pm 0.015	19.414 \pm 0.015	18.613 \pm 0.043	25.285 \pm 0.057

Table 5: P@1 for test target domain (USA in Wikipedia and Books in Amazon) and complete test set. For LLM-based annotation, top 40% samples according to our Conditional Informativeness are optimal for total accuracy (while also being optimal for target domains accuracy). For GT based annotations, Random Sampling is best for total accuracy. Best target domain accuracy method for GT is inconclusive.

Comparison with Random and Uncertainty Sampling

We follow the Algorithm from 4.1 for semantic similarity. Using the model finetuned on labeled data, we sample 10% of unlabeled data for annotation, according to various sampling strategies (namely random, uncertainty and Conditional Informativeness). For details on how LLM annotations are done see Sec 4.2. We also present results on annotations with ground truth labels i.e. $t'_i = t_i$ (Sec 4.2). In Table 4, we show that for LLM-based annotations, Conditional Informativeness-based sampling achieves significantly better test AUC than random and uncertainty sampling. In comparison, for annotating with GT labels, both uncertainty and Conditional Informativeness-based sampling yield high AUC.

Evaluating Conditional Informativeness-based Quantiles

To find out why uncertainty-based sampling did not work for LLM annotations, we divide the data into 20 quantiles, each having 5% of unlabeled data based on Conditional Informativeness metric. Figure 2 shows the gain in AUC on including these samples (LLM or GT annotated) with the training data. As a comparison, the orange line in the plot signifies accuracy on sampling 5% from uncertainty metric (shaded portion is std error). For LLM annotations, we observe that uncertainty is not a good technique for sampling and Conditional Informativeness-based sampling is better, while for GT-based augmentations uncertainty-based sampling provides better gains than Conditional Informativeness-based sampling.

5.2 Semantic Search

Next, we evaluate the utility of Conditional Informativeness sampling for generalisation to unlabeled target domains in semantic search tasks.

Datasets

We consider two recommendation datasets for semantic search : 1) LF-WikiSeeAlsoTitles-320K (Bhatia et al., 2016) (i.e., Wikipedia) considers a recommendation/retrieval setting. The train set consists of Wikipedia page titles (queries X) along with a large set of page titles (labels Y). For Wikipedia, a label y_j is semantically similar to a query x_i if the label is likely to occur in the *SeeAlso* section of the query article’s wiki-page. As described in Section 4.3 for the semantic search task, the set of labels remains fixed to Y . The task is to learn embeddings which follow the semantics above. For each article X we also parse its category information, which we use as its domain label. If for an article x_i , its categorical information contains "USA" or "America" it belongs to the domain USA, otherwise not. 2) LF-AmazonTitles-131K (Bhatia et al., 2016) (i.e., Amazon) considers recommendations in e-commerce *AlsoBought* product setting. Given a query product (X) the labels correspond to possible products a user might buy (Y). Here too we consider categorical information for all query products X . We construct two domains in Amazon. All products in "Books" category are in the Books domain, while all products in the "Kitchen and Dining" category form the Kitchen domain.

Setup For Wikipedia we consider the USA domain as our target unlabeled domain, and the rest of the dataset as our labeled data. Similarly for Amazon we construct two versions of the dataset, one where we Books domain as the target unlabeled domain and another where we consider Kitchen as the target unlabeled domain. We use *Precision@1* (P@1) metric for evaluation, i.e. the fraction of queries whose top ranked label is semantically sim-

ilar (or *relevant*) to the query, i.e.,

$$\text{Precision@1} = \mathbb{E}_{x_i \in X} [\mathcal{T}(x_i, g(x_i, f))]$$

For the GT annotation oracle, we annotate the top K sampled labels (using the finetuned model f) with ground truth information i.e. for a query x_i , $t'_{ij} = t_{ij} \forall y_j \in Y'$ and $t'_{ij} = 0 \forall y_j \notin Y'$. See Sec 4.3 for notation (Eq 11,13). Note that for all labels which are not ranked in top K by the finetuned model have their semantic similarity set to 0, even if they were relevant in GT. For other details refer to Supp. C.

Results We present test P@1 for the target domains (*USA* domain in Wikipedia and *Books* domain in Amazon) and the complete source + target domain test sets in Table 5. We find that when augmenting with LLM based annotations, selecting inputs which are in the top 40% inputs according to our Conditional Informativeness are optimal for total accuracy (while also being optimal for target domains accuracy). For GT based annotations, Random Sampling is best for total accuracy, though results are not significant.

Using Domain-knowledge for Qualitative measure of Conditional Informativeness On the Amazon recommendation task, consider domain adaptation to Books or Kitchen domains. For Book recommendations using only book titles (e.g., say *The Kite Runner* for *A Thousand Splendid Suns*) the Conditional Informativeness would be high for encoder based models (assuming that encoder doesn't have the necessary domain knowledge for book recommendations, i.e., the two books share the same author). That is, it would require more world knowledge than for domains like Kitchen, (e.g., *Kaiser Bakeware Muffin Pan* for *Nordic Ware Brownie Pan*) which are more likely to be consistent with the base model's semantics (in this case lexical similarity).

For the domain Kitchen, we can see in Table 6 that including LLM-based annotations for domain Kitchen does not provide any gains compared to the base model. In comparison, for other domains like Books, LLM annotations lead to better generalisation than both base and training set finetuned models. Refer to Supp. B for a plot showing how LLMs are not better than finetuned/base model for Amazon(Kitchen) domain, whereas for Wiki(USA) and Amazon(Books) LLMs are significantly better (Fig 3). For accuracy improvements on Kitchen domain, techniques utilising regularisation to base

Finetuning Dataset	Wikipedia(USA)	Amazon(Books)	Amazon(Kitchen)
Conditional Informativeness	9.57	9.48	8.62
Base Model	12.33	16.78	32.91
Training set	12.54	17.37	31.53
Training set+Target LLM	12.95	18.28	32.91

Table 6: Domain averaged Conditional Informativeness (x100) scores for the target domains (USA in Wikipedia and Books/Kitchen in Amazon) are shown in the top row. The next three rows present P@1 numbers for target domains. LLM annotations help for *USA* and *Books* target domain; but for the *Kitchen* target domain, the Base model has the same accuracy as LLM-augmented model.

model may be suitable and LLMs may not be needed.

6 Conclusion

We showed how LLMs can be used for annotations and how sampling of inputs plays an important role in improving an NLP model's generalization. To this end, we presented a novel sampling algorithm for input selection that performs better than the popular technique of uncertainty-based sampling.

As future work, we would like to test whether the Conditional Informativeness metric applies to other NLP tasks beyond semantic similarity. For the semantic search setting, given the generative capabilities of LLMs, an interesting future direction is to use LLMs to generate labels for queries while restricting the generated label set to our target label set.

References

- K. Bhatia, K. Dahiya, H. Jain, P. Kar, A. Mittal, Y. Prabhu, and M. Varma. 2016. [The extreme classification repository: Multi-label datasets and code](#).
- Tom Brown, Benjamin Mann, Nick Ryder, Melanie Subbiah, Jared D Kaplan, Prafulla Dhariwal, Arvind Neelakantan, Pranav Shyam, Girish Sastry, Amanda Askell, et al. 2020. Language models are few-shot learners. *Advances in neural information processing systems*, 33:1877–1901.
- Daniel Cer, Mona Diab, Eneko Agirre, Inigo Lopez-Gazpio, and Lucia Specia. 2017. Semeval-2017 task 1: Semantic textual similarity-multilingual and cross-lingual focused evaluation. *arXiv preprint arXiv:1708.00055*.
- Jiaao Chen, Derek Tam, Colin Raffel, Mohit Bansal, and Diyi Yang. 2023. An empirical survey of data augmentation for limited data learning in nlp. *Transactions of the Association for Computational Linguistics*, 11:191–211.

- Qinyuan Cheng, Xiaogui Yang, Tianxiang Sun, Linyang Li, and Xipeng Qiu. 2023. Improving contrastive learning of sentence embeddings from ai feedback. *arXiv preprint arXiv:2305.01918*.
- Jonathan H Choi, Kristin E Hickman, Amy Monahan, and Daniel Schwarcz. 2023. Chatgpt goes to law school. *Available at SSRN*.
- Kunal Dahiya, Nilesh Gupta, Deepak Saini, Akshay Soni, Yajun Wang, Kushal Dave, Jian Jiao, Prasenjit Dey, Amit Singh, Deepesh Hada, et al. 2023. Ngame: Negative mining-aware mini-batching for extreme classification. In *Proceedings of the Sixteenth ACM International Conference on Web Search and Data Mining*, pages 258–266.
- Bosheng Ding, Chengwei Qin, Linlin Liu, Lidong Bing, Shafiq Joty, and Boyang Li. 2022. Is gpt-3 a good data annotator? *arXiv preprint arXiv:2212.10450*.
- Dheeru Dua, Emma Strubell, Sameer Singh, and Pat Verga. 2022. To adapt or to annotate: Challenges and interventions for domain adaptation in open-domain question answering. *arXiv preprint arXiv:2212.10381*.
- João Gama, Indrundefined Žliobaitundefined, Albert Bifet, Mykola Pechenizkiy, and Abdelhamid Bouchachia. 2014. [A survey on concept drift adaptation](#). *ACM Comput. Surv.*, 46(4).
- Fabrizio Gilardi, Meysam Alizadeh, and Maël Kubli. 2023. Chatgpt outperforms crowd-workers for text-annotation tasks. *arXiv preprint arXiv:2303.15056*.
- Suchin Gururangan, Swabha Swayamdipta, Omer Levy, Roy Schwartz, Samuel R Bowman, and Noah A Smith. 2018. Annotation artifacts in natural language inference data. *arXiv preprint arXiv:1803.02324*.
- Ruining He and Julian McAuley. 2016. Ups and downs: Modeling the visual evolution of fashion trends with one-class collaborative filtering. In *proceedings of the 25th international conference on world wide web*, pages 507–517.
- Xingwei He, Zhenghao Lin, Yeyun Gong, A Jin, Hang Zhang, Chen Lin, Jian Jiao, Siu Ming Yiu, Nan Duan, Weizhu Chen, et al. 2023a. Annollm: Making large language models to be better crowdsourced annotators. *arXiv preprint arXiv:2303.16854*.
- Zexue He, Marco Tulio Ribeiro, and Fereshte Khani. 2023b. Targeted data generation: Finding and fixing model weaknesses. *arXiv preprint arXiv:2305.17804*.
- Yupeng Hou, Junjie Zhang, Zihan Lin, Hongyu Lu, Ruobing Xie, Julian McAuley, and Wayne Xin Zhao. 2023. Large language models are zero-shot rankers for recommender systems. *arXiv preprint arXiv:2305.08845*.
- David D Lewis. 1995. A sequential algorithm for training text classifiers: Corrigendum and additional data. In *Acm Sigir Forum*, volume 29, pages 13–19. ACM New York, NY, USA.
- Bo Li, Yezhen Wang, Tong Che, Shanghang Zhang, Sicheng Zhao, Pengfei Xu, Wei Zhou, Yoshua Bengio, and Kurt Keutzer. 2020. Rethinking distributional matching based domain adaptation. *arXiv preprint arXiv:2006.13352*.
- Bhavitvya Malik, Abhinav Ramesh Kashyap, Min-Yen Kan, and Soujanya Poria. 2023. Uadapter—efficient domain adaptation using adapters. *arXiv preprint arXiv:2302.03194*.
- Katerina Margatina, Timo Schick, Nikolaos Aletras, and Jane Dwivedi-Yu. 2023. Active learning principles for in-context learning with large language models. *arXiv preprint arXiv:2305.14264*.
- Long Ouyang, Jeffrey Wu, Xu Jiang, Diogo Almeida, Carroll Wainwright, Pamela Mishkin, Chong Zhang, Sandhini Agarwal, Katarina Slama, Alex Ray, et al. 2022. Training language models to follow instructions with human feedback. *Advances in Neural Information Processing Systems*, 35:27730–27744.
- Abhinav Ramesh Kashyap, Devamanyu Hazarika, Min-Yen Kan, and Roger Zimmermann. 2021. [Domain divergences: A survey and empirical analysis](#). In *Proceedings of the 2021 Conference of the North American Chapter of the Association for Computational Linguistics: Human Language Technologies*, pages 1830–1849, Online. Association for Computational Linguistics.
- Alan Ramponi and Barbara Plank. 2020. Neural unsupervised domain adaptation in nlp—a survey. *arXiv preprint arXiv:2006.00632*.
- Nils Reimers and Iryna Gurevych. 2019. Sentence-bert: Sentence embeddings using siamese bert-networks. *arXiv preprint arXiv:1908.10084*.
- Marco Tulio Ribeiro and Scott Lundberg. 2022. [Adaptive testing and debugging of NLP models](#). In *Proceedings of the 60th Annual Meeting of the Association for Computational Linguistics (Volume 1: Long Papers)*, pages 3253–3267, Dublin, Ireland. Association for Computational Linguistics.
- Jon Saad-Falcon, Omar Khattab, Keshav Santhanam, Radu Florian, Martin Franz, Salim Roukos, Avirup Sil, Md Arafat Sultan, and Christopher Potts. 2023. Uadapt: Unsupervised domain adaptation via llm prompting and distillation of rerankers. *arXiv preprint arXiv:2303.00807*.
- Christopher Schröder, Andreas Niekler, and Martin Potthast. 2021. Revisiting uncertainty-based query strategies for active learning with transformers. *arXiv preprint arXiv:2107.05687*.
- Burr Settles. 2009. Active learning literature survey.

- Tony Sun, Andrew Gaut, Shirlyn Tang, Yuxin Huang, Mai ElSherief, Jieyu Zhao, Diba Mirza, Elizabeth Belding, Kai-Wei Chang, and William Yang Wang. 2019. Mitigating gender bias in natural language processing: Literature review. *arXiv preprint arXiv:1906.08976*.
- Nandan Thakur, Nils Reimers, Johannes Daxenberger, and Iryna Gurevych. 2020. Augmented sbert: Data augmentation method for improving bi-encoders for pairwise sentence scoring tasks. *arXiv preprint arXiv:2010.08240*.
- Ashish Vaswani, Noam Shazeer, Niki Parmar, Jakob Uszkoreit, Llion Jones, Aidan N Gomez, Łukasz Kaiser, and Illia Polosukhin. 2017. Attention is all you need. *Advances in neural information processing systems*, 30.
- Alex Wang, Amanpreet Singh, Julian Michael, Felix Hill, Omer Levy, and Samuel Bowman. 2018. **GLUE: A multi-task benchmark and analysis platform for natural language understanding**. In *Proceedings of the 2018 EMNLP Workshop BlackboxNLP: Analyzing and Interpreting Neural Networks for NLP*, pages 353–355, Brussels, Belgium. Association for Computational Linguistics.
- Jindong Wang, Cuiling Lan, Chang Liu, Yidong Ouyang, Tao Qin, Wang Lu, Yiqiang Chen, Wenjun Zeng, and Philip Yu. 2022. Generalizing to unseen domains: A survey on domain generalization. *IEEE Transactions on Knowledge and Data Engineering*.
- Shuohang Wang, Yang Liu, Yichong Xu, Chenguang Zhu, and Michael Zeng. 2021. Want to reduce labeling cost? gpt-3 can help. *arXiv preprint arXiv:2108.13487*.
- Chenxi Whitehouse, Monojit Choudhury, and Alham Fikri Aji. 2023. Llm-powered data augmentation for enhanced crosslingual performance. *arXiv preprint arXiv:2305.14288*.
- Zhisong Zhang, Emma Strubell, and Eduard Hovy. 2022. A survey of active learning for natural language processing. *arXiv preprint arXiv:2210.10109*.

A LLM Prompting

A.1 Semantic Similarity

Prompts used : Systems and Question prompt
See Table 7

A.2 Semantic Search : Top K sampling with Finetuned for Recommendations

Prompts used : Systems and Question prompt
See Table 8, Table 9, Table 9.

B LLM Annotation Accuracy

For different *Ground Truth Conditional Informativeness-based* quantiles (i.e. the metric is computed over base model error with the ground truth label instead of a deviation with finetuned model) we show the accuracy of LLM annotations as compared to the Finetuned and Base models across different datasets. For Quora (Fig 3a) we can see that LLMs augmentation performance is always worse than finetuned model and is only comparable on the highest quantiles. Similarly for Wikipedia-USA (Fig 3b) we can see that LLMs are better than finetuned model for around 50% of higher quantiles while for Amazon-Books (Fig 3c) LLMs are always better than/comparable to finetuned model. For Amazon-Kitchen (Fig 3d), LLMs are comparable to finetuned and base model and hence don't offer much advantage. This analysis can be used by practitioner to decide which domains to augment with LLMs.

C Training Details

C.1 Semantic Similarity

We finetune using quora with learning rate of 1e-4 for 2 epochs for all experiments. We use a batch size of 32 and have a linearly decay learning rate scheduler. We use MSE Loss for training. The initial quora dataset is subsampled by a factor of 10 (i.e. 38400 samples). We further subsample by 10 for active learning setup.

C.2 Semantic Search

Recommendation are trained using a recent state-of-art algorithm (Dahiya et al., 2023). We also subsample both the datasets by a factor of 10. We finetune both models for 100 epochs.

D Ground Truth Annotations for Hard/Easy Target Domain in Quora

See Table 11

E Formalising Semantic Similarity

Given a pair domains of sentences (short texts), \mathcal{X} and \mathcal{Y} , the task of *semantic similarity* is concerned with learning a function $f : \mathcal{X} \times \mathcal{Y} \rightarrow \{0, 1\}$ which for a given pair of sentence (x_i, y_j) from the set $\mathcal{X} \times \mathcal{Y}$ outputs either 1 (or 0) to show that x_i is (or isn't) *semantically* same as y_j . For symmetric tasks (like duplicate question detection) the set \mathcal{X} and \mathcal{Y} can be the same, but we consider the general case. The *semantics* are broadly defined and depend on the target task. For e.g., for task of duplicate question detection (say on quora) a good model f outputs whether for a pair of question the answer for one of the questions, answers the second question. For the task of say books recommendations, semantics might require capturing the similarity in pairs of sentences in context of the authors of the books, the books genre, their target audience etc. We hence mathematically denote semantics as $\mathcal{S} : \mathcal{X} \times \mathcal{Y} \rightarrow \{0, 1\}$.

We consider the subset of these domains as $X = \{x_0, x_1, \dots, x_{|X|}\} \subseteq \mathcal{X}$, $Y = \{y_0, y_1, \dots, y_{|Y|}\} \subseteq \mathcal{Y}$. The similarity between a pair (x_i, y_j) is hence $\mathcal{S}(x_i, y_j)$ shortened as s_{ij} . For semantic search a set of examples can be sufficient represented by subset of pair of indices $D_0 \subseteq [|X|] \times [|Y|]$ denoted by

$$D = \{(x_i, y_j, s_{ij}) : (i, j) \in D_0\} \quad (14)$$

where x_i, y_j are the pair of sentences and s_{ij} is the semantic similarity. Unlabeled data lacks s_{ij} information.

System Prompt	You are an expert in judging the intended answer for short questions on quora. You use the intended answer to find duplicate questions (i.e. questions having the same intended answer and answering one of the questions will answer the other question too. Given a pair of questions from one of these forums you are effectively able to discern if they are duplicates of each other or not by reasoning about the intended answer.
Question Prompt	Given pairs of questions from (say) Quora, output the pair of questions that are asking the same question (i.e. have the same intended answer). Reason about the intended answer to solve this. Here is an example of output "Pair1". Pair1: %s Pair2: %s Pair3: %s Pair4: %s Pair5: %s Pair6: %s Pair7: %s Pair8: %s Pair9: %s Pair10: %s Pairs having duplicates are :

Table 7: Prompts Used for Quora

System Prompt	You are an expert on United States centric Wikipedia articles and article titles. You are able to infer the content and context of an article accurately from the title of the article alone. Also, given a reference article title, you are able to accurately discern which articles should be in the 'SeeAlso' section of the reference article's wikipedia page.
Question Prompt	You are given the main article title and titles for possible "SeeAlso" articles. You have to output which <SeeAlsoArticle> is most likely to be in the "SeeAlso" section of the main article. The topics of the articles are around or relating to United States somehow. You should infer the content of the articles from their titles and output SeeAlso articles are closely related to the main article's topic and provide additional useful information to the reader. SeeAlso articles should also help readers explore related areas and should have value to the reader. Output just the article id (e.g. SeeAlsoArticle1) for the most likely article. Here is an example of output "SeeAlsoArticle1". MainArticleTitle: %s SeeAlsoArticle1: %s SeeAlsoArticle2: %s SeeAlsoArticle3: %s SeeAlsoArticle4: %s SeeAlsoArticle5: %s SeeAlsoArticle6: %s SeeAlsoArticle7: %s SeeAlsoArticle8: %s SeeAlsoArticle9: %s SeeAlsoArticle10: %s Most likely <SeeAlsoArticle> to be in "SeeAlso" section is :

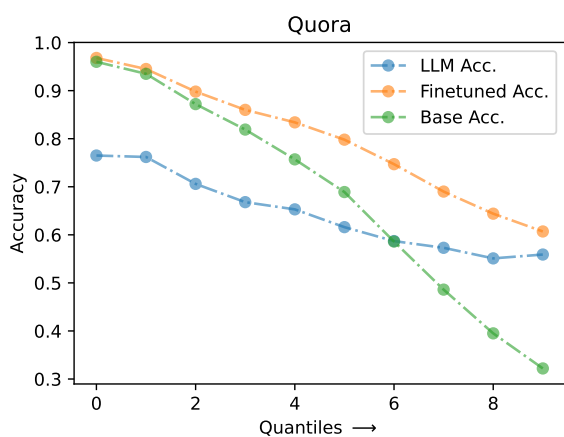
Table 8: Prompts Used for Wikipedia USA

System Prompt	You are an expert on relevance (/similarity) between books sold on e-commerce websites. Given a reference book, you are able to accurately discern the relevance of other books to the reference book.
Question Prompt	Given a product a customer has recently bought and a list of 10 possible products, output (product id of) which product is most relevant for the customer. Relevant products have similar/complementary use cases. Here is an example of output "Product1". Question BoughtProduct: %s Product1: %s Product2: %s Product3: %s Product4: %s Product5: %s Product6: %s Product7: %s Product8: %s Product9: %s Product10: %s Most relevant product is :

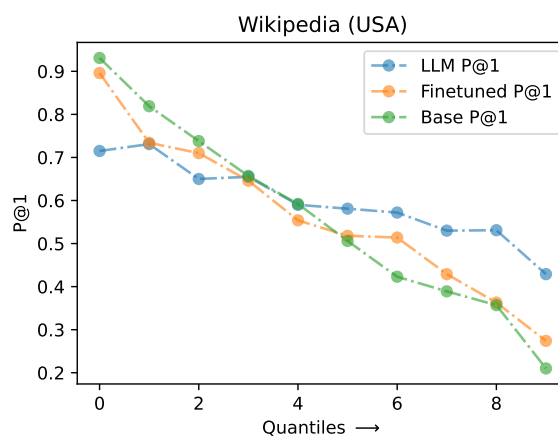
Table 9: Prompts Used for Amazon Books

System Prompt	You are an expert on 'Kitchen and Dining' products sold on e-commerce websites and on judging their utility to a customer. Given a product bought from e-commerce website, you are able to accurately discern the relevance of other products to the customer.
Question Prompt	Given a product a customer has recently bought and a list of 10 possible products, output (product id of) which product is most relevant for the customer. Relevant products have similar/complementary use cases. Here is an example of output "Product1". Question BoughtProduct: %s Product1: %s Product2: %s Product3: %s Product4: %s Product5: %s Product6: %s Product7: %s Product8: %s Product9: %s Product10: %s Most relevant product is :

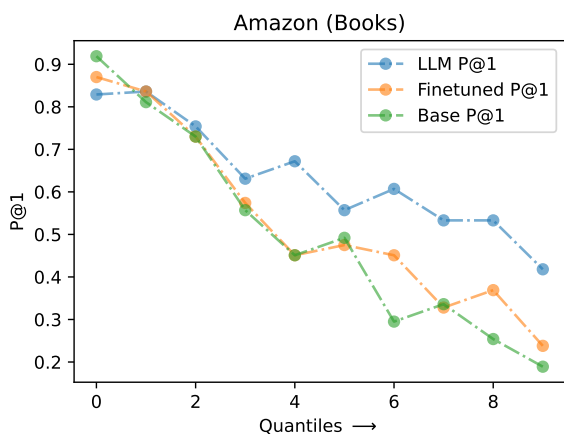
Table 10: Prompts Used for Amazon Kitchen



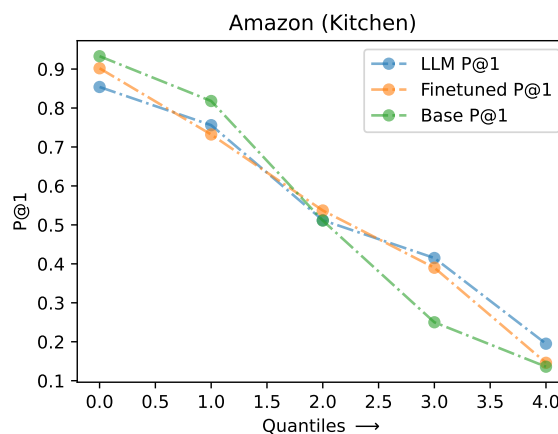
(a) LLM vs Finetuned accuracy across quantiles on Quora Question Pairs



(b) LLM vs Finetuned accuracy across quantiles on Wikipedia USA category



(c) LLM vs Finetuned accuracy across quantiles on Amazon Books category



(d) LLM vs Finetuned accuracy across quantiles on Amazon Kitchen category

Figure 3: LLM vs Finetuned accuracy across quantiles

Data	base-inconsistent-sample	base-consistent-sample	Total
Training set	59.335 \pm 0.139	99.068 \pm 0.048	86.824 \pm 0.038
+ 100% (complete target domain)	78.134 \pm 0.187	98.229 \pm 0.084	90.740 \pm 0.063
+ Random 50%	74.432 \pm 0.204	98.496 \pm 0.063	89.893 \pm 0.123
+ Uncertain 50%	77.083 \pm 0.248	98.077 \pm 0.090	90.159 \pm 0.069
+ base-consistent-sample 50%	51.403 \pm 0.390	99.499 \pm 0.018	86.034 \pm 0.046
+ base-inconsistent-sample 50%	79.801 \pm 0.142	96.830 \pm 0.067	89.644 \pm 0.065
+ Random 16%	69.761 \pm 0.352	98.732 \pm 0.014	89.020 \pm 0.071
+ Uncertain 16%	70.102 \pm 0.164	98.522 \pm 0.047	88.735 \pm 0.060
+ base-consistent-sample 16%	56.082 \pm 0.350	99.266 \pm 0.040	86.561 \pm 0.103
+ base-inconsistent-sample 16%	76.093 \pm 0.325	97.709 \pm 0.065	89.482 \pm 0.098

Table 11: AUC for Quora with different Ground Truth (GT) Annotations.