

DMNER: Biomedical Named Entity Recognition by Detection and Matching

Junyi Bian^{1,7}, Rongze Jiang¹, Weiqi Zhai³, Tianyang Huang³, Hong Zhou²
Shanfeng Zhu^{3,4,5,6,7}

¹ School of Computer Science, Fudan University, Shanghai 200433, China

² Atypon Systems, LLC, UK

³ Institute of Science and Technology for Brain-Inspired Intelligence, Fudan University, China

⁴ Key Laboratory of Computational Neuroscience and Brain-Inspired Intelligence (Fudan University), Ministry of Education, Shanghai 200433, China

⁵ MOE Frontiers Center for Brain Science, Fudan University, Shanghai 200433, China

⁶ Zhangjiang Fudan International Innovation Center, Shanghai 200433, China

⁷ Shanghai Key Lab of Intelligent Information Processing,

Fudan University, Shanghai 200433, China

{zhushf, 20110240003}@fudan.edu.cn, hzhou@atypson.com

Abstract

Biomedical named entity recognition (BNER) serves as the foundation for numerous biomedical text mining tasks. Unlike general NER, BNER require a comprehensive grasp of the domain, and incorporating external knowledge beyond training data poses a significant challenge. In this study, we propose a novel BNER framework called DMNER. By leveraging existing entity representation models SAPBERT, we tackle BNER as a two-step process: entity boundary detection and biomedical entity matching. DMNER exhibits applicability across multiple NER scenarios: 1) In supervised NER, we observe that DMNER effectively rectifies the output of baseline NER models, thereby further enhancing performance. 2) In distantly supervised NER, combining MRC and AutoNER as span boundary detectors enables DMNER to achieve satisfactory results. 3) For training NER by merging multiple datasets, we adopt a framework similar to DS-NER but additionally leverage ChatGPT to obtain high-quality phrases in the training. Through extensive experiments conducted on 10 benchmark datasets, we demonstrate the versatility and effectiveness of DMNER.¹

1 Introduction

Biomedical named entity recognition plays a critical role in the field of biomedical natural language processing. It serves as the foundation for many biomedical text mining tasks, aiming to effectively

¹The data and code are published in <https://github.com/Eulring/DMNER>.

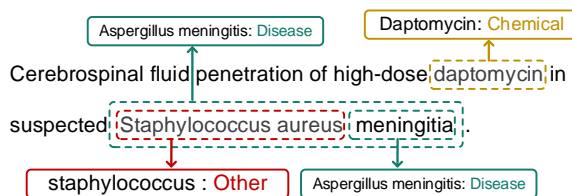


Figure 1: An example from the BC5CDR dataset, where the dashed boxes in the sentence represent entity spans extracted by the EBD module, and the arrows indicate the closest matching entities found by the BEM module.

handle the vast amount of biomedical text. Within the biomedical domain, entities are typically defined as a combination of their textual span (name) and their associated category. Common entity categories in the biomedical domain include Disease, Chemical, Species, and others.

Normally, biomedical NER systems have addressed the tasks of detecting entity boundaries and classifying entity types simultaneously. For instance, in sequence labeling tasks, the IOB labeling scheme is used to additionally indicate the entity type within the IOB tags. On the other hand, another approach is commonly seen in nested NER (Kim et al., 2003). It consists of two steps, first identifying the name of the entity (usually in the form of a span), and then using a classifier to determine the category of that span. In practice, the "classifier" is not limited to being trained solely on the current training data, which can also refer to an external model.

Recently entity representation models that in-

corporate contrastive learning and external knowledge bases, like SapBERT (Liu et al., 2020a), have demonstrated remarkable performance in biomedical concept linking. This task shares a fundamental similarity with the purpose of "classifier" in nested NER. Therefore, we can leverage SapBERT to retrieve the most similar entity to a query entity from a predefined entity dictionary. Under the assumption that similar entities share the same entity type, we can assign the entity type associated with the retrieved entity from the dictionary as the type for the query entity. Therefore, we propose DMNER, which decomposes the BioNER task into two steps: 1) biomedical Entity Boundary Detection (EBD) and 2) Biomedical Entity Matching (BEM). Figure 1 illustrates an example of DMNER. The EBD module can be replaced with any entity span extraction model, and the BEM module can be adapted with different dictionaries and entity representation models. This high level of flexibility offered by DMNER allows for its application to various scenarios of supervised NER including distantly supervised NER (DS-NER) and unified NER.

In DS-NER, where the training data is annotated using an external dictionary, noise is introduced due to the distant labeling process. Similarly, in unified NER where multiple datasets are combined for training, each dataset may only be annotated with a subset of possible entity types, leading to many false negative noise labels in the training data. Both tasks can essentially be considered as incomplete annotations, which can be addressed by DMNER. Additionally, given the diverse and potentially overlapping entity types, we employ a nested NER model. During the training of the EBD module, we borrow the idea from AutoNER (Shang et al., 2018b) and classify the instances into trusted entities and unknown entities. The performance of DMNER heavily relies on the recall of the EBD module. To address the low recall problem, for the unified NER task, we leverage external knowledge base UMLS through distant supervision and utilize the annotations from the GPT-3.5 language model to expand the set of unknown entities.

Our contributions can be summarized as follows:

- (1) We propose a BNER framework called DMNER, which consists of two steps: Entity Boundary Detection (EBD) and Biomedical Entity Matching (BEM). In the BEM module, we design a dictionary refinement algorithm.

- (2) Experimental results on 10 BNER datasets

demonstrate that DMNER further improves the results of supervised NER.

- (3) For the DS-NER, we design an EBD model by incorporating previous approaches, where unknown entities are masked during training. Compared to methods without BEM, DMNER achieves a performance improvement of 2.38 F1-score on the BC5CDR dataset.

- (4) In the unified NER task, we employed the same training framework as DS-NER. Additionally, when GPT-3.5 and distant dictionary annotation are introduced to augment the unknown entity set, DMNER performance is significantly improved.

2 Related Work

2.1 Supervised NER

BiLSTM-CRF (Wang et al., 2019; Giorgi and Bader, 2018; Habibi et al., 2017) and BERT-based approaches (Lee et al., 2020) have emerged as the paradigm in NER owing to their impressive performance of end-to-end learning. Most of these methods are based on flat NER, which assumes that entity spans do not overlap. In contrast, nested NER (Kim et al., 2003) can handle overlapping entities. Depending on how to formulate the NER task, the NER approaches can be categorized as sequence labeling (Chiu and Nichols, 2016; Ma and Hovy, 2016), span classification (Sohrab and Miwa, 2018; Xia et al., 2019; Fu et al., 2021; Xu et al., 2017), sequence-to-sequence (Shibuya and Hovy, 2020), machine reading comprehension (Li et al., 2020) and contrastive learning (Zhang et al., 2022). Our approach is similar to span-based methods. While these methods use classifiers for span recognition, we rely on dictionary matching.

2.2 Distantly-Supervised NER

Compared to fully supervised NER, DS-NER gets rid of human annotations and uses knowledge bases to annotate the corpus automatically. Some studies (Liang et al., 2020; Mayhew et al., 2019) performed iterative training procedures to mitigate noisy labels in DS-NER. (Shang et al., 2018b; Cao et al., 2019; Jie et al., 2019) attempted to modify the standard CRF to adapt to label noise scenarios. AutoNER (Shang et al., 2018b) introduced an unknown entity dictionary and excluded those entities during training. Building upon AutoNER, Hammer (Liu et al., 2020b) and TEBNER (Fang et al., 2021) expanded the dictionary to achieve further enhancements. In the DS-NER task, our EBD module is

also trained based on the idea of masking unknown entities from AutoNER. However, DMNER did not expand the unknown entities dictionary.

2.3 Unified NER

Learning from multiple partially annotated datasets can be more broadly conceptualized as learning from imperfect annotations. A major challenge is that a positive instance might be labeled as negative. A well-explored solution to this problem is proposed by (Tsuboi et al., 2008), which only maximizing the likelihood of the gold tag sequence in training. (Greenberg et al., 2018) applied this idea to build a unified model from multiple partially annotated corpora. (Huang et al., 2019) proposed a crf-based model leverages supervision signals across diverse datasets to learn robust input representations. The aforementioned methods primarily focus on utilizing supervision signals during training. In contrast, our DMNER relies on external knowledge to filter entities.

3 Methodology

3.1 Task Definition

Tagging Space: Suppose D is a dataset or an entity set, T_D denote the set of entity types that are tagged in D .

Named Entity Recognition: Given a sentence of words $X = [x_1, x_2, \dots, x_n]$ from dataset D , a NER tagger is required to find all entities. For each entity $e = [x_i, \dots, x_j]$ from X , we denote $\langle i, j \rangle$ as boundary of the e , and $t \in T_D$ as its entity types.

Supervised NER: The tagger is trained on a dataset where each example consists of a sentence X along with the annotations Y .

Distantly Supervised NER: The training examples did not provide annotations Y , so we use external knowledge base (usually an entity dictionary) to generate pseudo annotations \mathcal{Y} for training.

Unified NER: Given a set of partially annotated datasets D_1, \dots, D_k , those dataset may have different tagging space. Unified NER is to train a single unified NER tagger through the combination of those corpora. The final trained model is capable of recognizing entity types given by $T_D = T_{D_1} \cup T_{D_2} \cup \dots \cup T_{D_k}$.

3.2 Overall Framework

DMNER decomposes BNER into two independent steps: Biomedical Entity Boundary Detection

(EBD) to extract entity spans and Biomedical Entity Matching (BEM) to determine type of entities extracted from EBD. The models used in these steps can be replaced flexibly, allowing for different approaches. Figure 2 illustrates the overall framework of DMNER on three NER tasks.

3.3 Entity Boundary Detection (EBD)

The EBD module is essentially equivalent to a traditional NER model, with the distinction that its focus lies in identifying entity boundaries rather than considering entity types. For datasets containing only one entity type, we employ the flat NER model. However, for NER tasks that involve multiple entity types, with the possibility of overlapping entity mentions, we consistently utilize the nested NER model.

Flat NER Tagger: We utilize the commonly used BioBERT (Lee et al., 2020) backbone, which has demonstrated strong performance in various NLP tasks in the biomedical domain.

Nested NER Tagger: Our EBD backbone employs the MRC (Machine Reading Comprehension) (Li et al., 2020) NER approach. Before being input into the BioBERT encoding layer, the question "what is the biomedical entity in this sentence?" and the input sentence X are concatenated, forming the combined string: $[cls]p_1, \dots, p_m[sep]x_1, \dots, x_n$. Subsequently, the encoding layer produces the representation matrix E , and the MRC NER selects spans by predicting the start and end positions of entities:

$$P_{start} = \text{softmax}(W_{start} \cdot E) \quad (1)$$

P_{end} is calculated in the same way by replaced trainable matrix W_{start} with W_{end} . Specifically, P_{start} and P_{end} can give the predicted indexes that might be the starting or ending positions, denoted as \hat{I}_{start} and \hat{I}_{end} :

$$\hat{I}_{start} = \{i | \text{argmax}(P_{start}^i) = 1, i = 1, \dots, n\} \quad (2)$$

$$\hat{I}_{end} = \{i | \text{argmax}(P_{end}^i) = 1, i = 1, \dots, n\} \quad (3)$$

Given any start indexes $i_{st} \in \hat{I}_{start}$ and end indexes $i_{ed} \in \hat{I}_{end}$, a binary classifier is trained to predict the probability that they should be matched:

$$P_{span}^{i_{st}, i_{ed}} = \text{sigmoid}(w \cdot \text{concate}(E^{i_{st}}, E^{i_{ed}})) \quad (4)$$

The entity span $[x_{i_{st}}, \dots, x_{i_{ed}}]$ is then determined based on the value of $P_{span}^{i_{st}, i_{ed}}$.

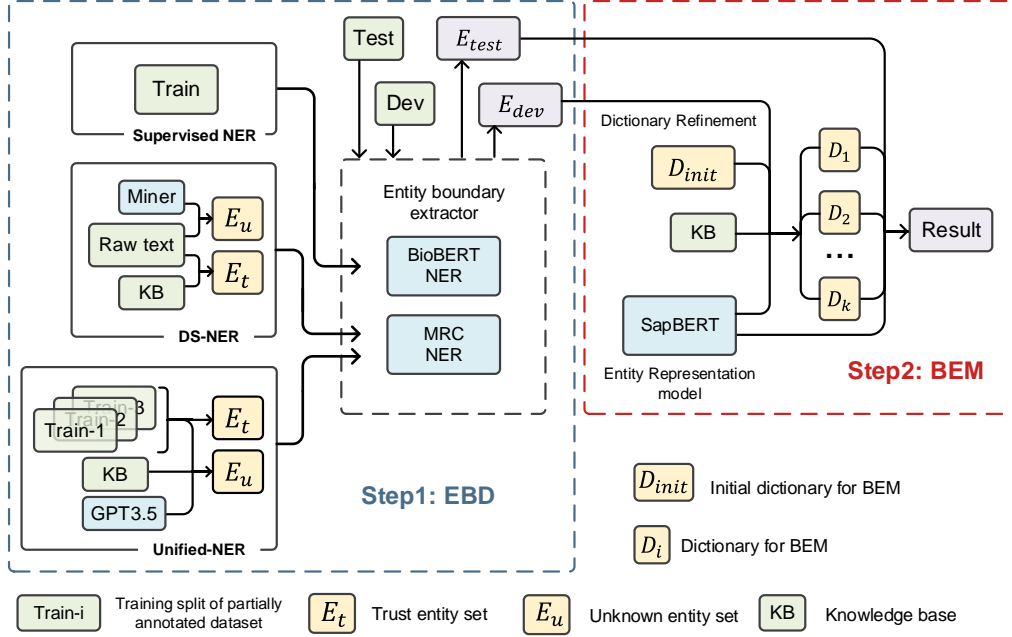


Figure 2: The overall framework of DMNER.

3.3.1 DS-NER Training

For the backbone of the distantly supervised approach, we utilize the nested Tagger. In the model training stage, we borrow the idea from AutoNER and introduce two types of entities present in input sentence X : trusted entities with corresponding label (\mathcal{Y}) and unknown entities with corresponding label ($\hat{\mathcal{Y}}$). For the trusted label (\mathcal{Y}), we calculate its loss during training. However, for the unknown entity in the sentence, we ignore its loss contribution. Trusted entities are obtained through dictionary matching, while unknown entities are mined using phrase mining tool. In order to ensure a fair comparison with AutoNER (Shang et al., 2018b), both the set of entities obtained through dictionary-based distant supervision (trusted entities) and the high-quality phrases (unknown entities) are kept consistent with AutoNER.

The loss formulations for the start and end positions are as follows:

$$L_{end} = \sum_{i=1}^n (1 - \hat{\mathcal{Y}}_{end}^i) CE(P_{end}^i, \mathcal{Y}_{end}^i) \quad (5)$$

$$L_{start} = \sum_{i=1}^n (1 - \hat{\mathcal{Y}}_{start}^i) CE(P_{start}^i, \mathcal{Y}_{start}^i) \quad (6)$$

Denote $\mathcal{Y}_{span}^{st,ed}$ as the trusted entity labels for whether each start index should be matched with

each end index, and the span identification loss is:

$$L_{span} = (1 - \hat{\mathcal{Y}}_{span}^{st,ed}) CE(P_{span}^{st,ed}, \mathcal{Y}_{span}^{st,ed}) \quad (7)$$

The overall training objective is to minimize:

$$L_{DS-NER} = L_{start} + L_{end} + L_{span} \quad (8)$$

3.3.2 Unified NER Training

The framework for unified NER training can also be adapted from the aforementioned DS-NER approach. However, the methods for obtaining two types of entities are different.

For trusted entities, we rely on the partially annotated gold labels provided in the training dataset. As for unknown entities, they are obtained from two different sources. One source is distant labeled entities relying on external entity dictionary. The other source is obtained by GPT-3.5. In unified NER, due to the wide range of entity types to be recognized, we do not restrict the entity categories during distant annotation and language model annotation. We include any biomedical-related entities as unknown entities, except for those that conflict with trusted entities. The appendix provides further details on the process of using ChatGPT for annotating training texts.

3.4 Biomedical Entity Matching (BEM)

Entity Matching and Filtering The previous EBD module extracted potential entities $E = \{e^i | 1 \leq$

$i \leq N\}$, while the BEM module assigns entity categories to E by matching them against a pre-defined dictionary \mathcal{D} :

$$\mathcal{D} = \left\{ \langle d_{name}^j, d_{type}^j \rangle \mid 1 \leq j \leq |\mathcal{D}| \right\} \quad (9)$$

The dictionary \mathcal{D} consists of carefully selected entities, with each entity comprising its name d_{name} and corresponding entity category d_{type} . In the BEM phrase, each entity e^i is matched against the entity names in the dictionary \mathcal{D} to select one with the highest similarity score. The entity category corresponding to the selected entity is then assigned as the entity type for e^i . This process can be formulated as:

$$BEM(e^i, \mathcal{D}) = d_{type}^j \quad \arg \max_j (sim(e^i, d_{name}^j)) \quad (10)$$

DMNER utilizes SapBERT (Liu et al., 2020a) to encode the textual representations of entities e^i and d_{name}^j . We then compute the cosine similarity between the encoded vectors as the similarity score between the two entities. Note if the predicted entity type $BEM(e^i, \mathcal{D})$ is not present in the tagging space T_E , we will discard this prediction. This approach aims to improve the precision of the pipelined result.

Dictionary Construction The dictionary plays a crucial role in the BEM module, providing essential entity information. The primary source of entities for the dictionary is the training data of the EBD model. However, these entities are often limited to the labeled tagging space T . When the EBD module extracts entities of other types, they cannot be filtered, resulting in a restricted number of entities. To address this issue, we can enhance the dictionary by incorporating entities from external knowledge bases such as UMLS and CTD. To determine which entities to include, we leverage the EBD outputs of the validation split E_{dev} along with the true entity types associated with the E_{dev} . Specifically, we add entities to the dictionary if their selection improves the BEM performance on the development set. To achieve this, we have devised a greedy search-based dictionary refinement algorithm, enabling the expansion of the initial dictionary.

$$\mathcal{D} = \text{Refine}(\mathcal{D}_{init}, KB, E_{dev}, Y_{dev}) \quad (11)$$

The algorithm undergoes multiple iterations. In each iteration, it begins by selecting a fixed number of entities E_b from the knowledge base KB .

Algorithm 1: Dictionary Refinement

Input: $E_{dev}, Y_{dev}, KB, \mathcal{D}_{init}$
Output: \mathcal{D}

```

1 Let  $\mathcal{D} = \mathcal{D}_{init}$ 
2 for  $i \leftarrow 1$  to  $iter$  do
3   sample a batch of entities  $E_b$  from  $KB$ 
4   foreach  $e_b$  in  $E_b$  do
5     Get  $E_{e_b}$  from  $E_{dev}$  based on  $e_b$ 
6      $cnt_p = \#$  same type entities in  $E_{e_b}$ 
7      $cnt_n = \#$  diff. type entities in  $E_{e_b}$ 
8     if  $cnt_p > cnt_n$  then
9       add  $e_b$  into  $\mathcal{D}$ 
10    end
11  end
12  foreach  $e_d$  in  $\mathcal{D}$  do
13    Get  $E_{e_d}$  from  $E_{dev}$  based on  $e_d$ 
14     $cnt_p = \#$  same type entities in  $E_{e_d}$ 
15     $cnt_n = \#$  diff. type entities in  $E_{e_d}$ 
16    if  $cnt_n > cnt_p + t$  then
17      remove  $e_d$  from  $\mathcal{D}$ 
18    end
19  end
20 end
```

For each entity e_b in E_b , the algorithm identifies all units in E_{dev} whose most similar entity is e_b . These units are denoted as E_{e_b} . Next, it calculates the count of entities in E_{e_b} that share the same entity type as e_b (cnt_p), as well as the count of entities with different types (cnt_n). If cnt_p exceeds cnt_n , the entity is added to the dictionary (\mathcal{D}). When entities are added to \mathcal{D} , some existing entities may be removed. For each entity e_d in \mathcal{D} , the algorithm performs a similar process to obtain E_{e_d} and calculates the difference in matching. If cnt_n exceeds cnt_p by a threshold value (t), e_d is removed from \mathcal{D} . The threshold is set because removing entities may result in new matches for E_{e_d} in the dictionary, but these matches cannot guarantee correctness. For more detailed information, please refer to Algorithm 1. In eq 11, \mathcal{D}_{init} represents the initial dictionary. The selection of \mathcal{D}_{init} will be discussed in Section 4.2.

Result Ensembling To further enhance the model’s performance, we construct multiple dictionaries for each test dataset. The BEM module predicts a result using each dictionary, and these results are aggregated through voting to determine the final prediction. Since the KB is extensive, we access only a subset of it during dictionary con-

struction. Therefore, we shuffle the KB to obtain multiple distinct dictionaries.

4 Experiments

4.1 Datasets

The **Supervised NER** datasets, following BioBERT (Lee et al., 2020), encompass various datasets such as BC5CDR-chem (Li et al., 2016) and BC4CHEMD (Krallinger et al., 2015) for chemical entities, s800 (Pafilis et al., 2013) and linnaeus (Gerner et al., 2010) for species entities, JNLPBA (Collier and Kim, 2004) and BC2GM (Smith et al., 2008) for Gene/Protein entities, and BC5CDR-disease (Li et al., 2016) and NCBI (Doğan et al., 2014) for disease entities.

DS-NER was evaluated on the BC5CDR dataset, where trusted entities were obtained from MeSH² and CTD³. Unknown entities were mined using AutoPhrase (Shang et al., 2018a).

In **Unified NER**, the EBD model combined five datasets, namely BC4CHEMD (Chemical), JNLPBA (Gene), BC2GM (Gene), NCBI (Disease), and Linnaeus (Species), for training purposes. Evaluation was conducted on a new datasets, BC5CDR (Chemical and Disease).

4.2 Experiments Setting

In this paper, the knowledge base (KB) has two purposes. The first one is to build the dictionary for the BEM module, and the second one is to expand the trusted entities used in the training of unified NER. The knowledge bases sourced from UMLS⁴ and CTD. Further details about them can be found in the Appendix.

During dictionary refinement, consistent hyperparameters are utilized across all test datasets. In the algorithm, the values are set as follows: $t = 2$, $iter = 20$, and each iteration samples 4096 entities. The experiments of parameter selection are presented on Appendix.

In supervised NER, \mathcal{D}_{init} was derived from the training data. In DS-NER and Unified NER, \mathcal{D}_{init} was sampled from trusted entities. The flat NER tagger of the EBD module was trained using the same settings as BioBERT (Lee et al., 2020), whereas the nested NER tagger was trained using the same settings as MRC (Li et al., 2020).

²www.nlm.nih.gov/mesh/download_mesh.html

³<http://ctdbase.org/downloads/>

⁴<https://download.nlm.nih.gov/umls/kss/2023AA/umls-2023AA-full.zip>

4.3 Baselines

Supervised NER: We adopt the **BioBERT NER** model as our baseline. Considering that different dictionaries can impact the model’s performance, we employ the dictionary refinement algorithm to generate k different dictionaries and evaluate their respective results. By averaging the scores obtained from these evaluations, we obtain **DMNER_S**. On the other hand, **DMNER_E** integrates the results obtained from the aforementioned k dictionaries to achieve an ensemble-based approach.

For a fair comparison, the EBD module in DMNER is identical to the BioBERT NER. The distinction between DMNER and BioBERT NER lies in the addition of the BEM module in DMNER. In the case of BioBERT, the model was trained by combining the training and development data. However, in our study, we retrained the model exclusively using the training split of the data.

DS-NER: The EBD module in DMNER is built upon MRC NER and adheres to the training strategy outlined in section 3.3.1. It is important to note that in the strict settings of DS-NER and unified NER, the dev split lacks gold labels, rendering dictionary refinement infeasible. To overcome this limitation, we introduced the **DMNER- \mathcal{D}_{init}** method for comparison. This method directly employs \mathcal{D}_{init} as \mathcal{D} for BEM, eliminating the necessity for Y_{dev} . Furthermore, owing to the limited number of trusted entities in the DS-NER dataset, \mathcal{D}_{init} is distinct and includes all trusted entities. As a result, there is no ensemble baseline **DMNER_E- \mathcal{D}_{init}** . The original AutoNER model employs all raw texts for training, so, we rely on the results from (Liu et al., 2020b), who retrained AutoNER using only the training split, to ensure a fair comparison. The primary distinction between the **MRC-mask** and DMNER is that MRC-mask does not incorporate the BEM module. Instead, it directly recognizes entity boundaries and types in a single stage.

Unified NER: **Unified CRF** are method in the paper (Huang et al., 2019). **MTM Vote** (Wang et al., 2019) trains an NER tagger for each dataset using multi-task learning and then votes on the results. In both DS-NER and unified NER, we also documented the results of **DMNER-EBD**, representing the performance of the first stage in DMNER. The first stage EBD model solely focuses on identifying entity boundaries and is included in the table for comparison purposes with DMNER. In supervised

Model	Metric	Disease		Gene		Chemical		Species	
		NCBI	BC5CDR	BC2GM	JNLPBA	BC4CH	BC5CDR	Linnaeus	S800
BioBERT NER	P	86.61	82.05	81.07	70.45	90.16	91.16	90.89	67.48
	R	89.68	85.69	82.83	83.05	88.95	92.83	85.62	75.48
	F	<u>88.12</u>	83.83	81.94	76.23	<u>89.55</u>	<u>91.98</u>	88.17	71.26
DMNER _S	P	87.24	85.18	81.83	70.80	91.48	93.78	91.40	68.43
	R	88.82	83.04	82.47	82.89	87.62	90.12	85.51	75.44
	F	88.02	<u>84.10</u>	<u>82.15</u>	<u>76.37</u>	89.50	91.92	<u>88.35</u>	71.76
DMNER _E	P	87.30	85.44	81.78	70.82	91.50	93.75	91.43	68.27
	R	89.58	83.54	82.61	83.03	87.81	90.54	85.62	75.48
	F	88.43	84.48	82.19	76.44	89.61	92.12	88.43	<u>71.70</u>

Table 1: Precision (P), Recall (R) and F1 (F) scores on supervised NER dataset are reported. The best F1 scores are in bold, and the second best scores are underlined.

method	Pre	Rec	F1
Dictionary Match	93.93	58.35	71.98
AutoNER	83.08	82.16	82.70
MRC-mask	79.48	87.33	83.22
DMNER _S - <i>Dinit</i>	85.15	85.61	85.38
DMNER _E	87.96	84.20	86.04
DMNER _S	87.79	83.52	85.60
<i>DMNER-EBD</i>	<i>85.37</i>	<i>87.14</i>	<i>86.24</i>

Table 2: DS-NER results on BC5CDR dataset.

method	Pre	Rec	F1
MTM vote	64.4	62.8	63.6
Unified CRF	84.1	65.7	73.8
DMNER _E - <i>Dinit</i>	81.8	67.3	73.8
DMNER _S - <i>Dinit</i>	81.6	66.6	73.3
DMNER _E	85.8	65.6	74.3
DMNER _S	85.6	64.5	73.6
<i>DMNER-EBD</i>	<i>73.2</i>	<i>70.7</i>	<i>72.0</i>

Table 3: Unified NER Results on BC5CDR.

NER, the EBD results of DMNER are essentially identical to those of BioBERT NER.

4.4 Overall Results

The results of DMNER on supervised NER are presented in Table 1. DMNER_S refers to the results obtained using a single dictionary, whereas DMNER_E refers to the results obtained using multiple dictionaries. Across all datasets, DMNER emerges as the best performing model. Specifically, DMNER_E exhibits the highest improvement on BC5CDR-disease, with a notable increase of 0.63 in F1-score. Moreover, DMNER_S surpasses BioBERT NER on most datasets. However, there is an exception with the S800 dataset, where DMNER_E performs slightly lower than DMNER_S. This discrepancy could potentially be attributed to the performance of a specific dictionary, which im-

pacts the overall integration of results. The key distinction between DMNER and BioBERT lies in the inclusion of the BEM module within DMNER. This observation implies that the BEM module plays a crucial role in refining and rectifying entity predictions in supervised NER, leading to improved performance.

Table 2 shows the results of DS-NER. The MRC-mask model achieved an impressive F1 score that surpasses AutoNER by 0.52, underscoring the effectiveness of the MRC framework. Notably, the introduction of the BEM module in DMNER_S-*Dinit* led to a substantial improvement of 2.16 compared to MRC-mask, demonstrating the remarkable effectiveness and impact of DMNER in DS-NER.

Table 3 shows the results of unified NER. Remarkably, the performance of DMNER_S-*Dinit* is comparable to that of the previous state-of-the-art unified CRF model. However, our method is more flexible as it allows us to recognize entities that are beyond the tagging space of the training data by setting entities in the BEM dictionary. This clearly demonstrates the feasibility and effectiveness of our approach in the unified NER task.

In all the comparisons between DMNER and DMNER-EBD, it can be observed that DMNER achieves slightly lower recall compared to the EBD model. This is due to the inherent limitation of DMNER’s recall being dependent on EBD’s recall. However, DMNER generally demonstrates improved precision.

4.5 Impact of dictionary construction

Table 4 presents the impact of dictionaries on the BEM module, focusing on the evaluation metrics specific to the BEM stage rather than the overall results of DMNER. The “random” method randomly selects the same number of entities from the KB

Dataset	Model: Metric:	dsize	Random			dsize	Standard		
			Pre	Rec	F1		Pre	Rec	F1
Supervised NER: NCBI	before DR	1707	87.81	64.45	74.34	1707	86.61	100.0	92.83
	after DR	2272	87.90	88.61	88.26	1843	87.40	99.88	93.22
DS-NER: BC5CDR	before DR	2482	91.48	56.69	70.00	2482	89.71	90.31	90.01
	after DR	4768	91.69	89.31	90.48	3572	88.61	95.37	91.87
Unified NER: BC5CDR	before DR	4600	85.35	59.73	70.28	4600	84.00	93.93	88.69
	after DR	7425	88.35	86.04	87.18	6721	88.11	92.30	90.16

Table 4: Impact of different \mathcal{D}_{init} on the BEM results and the influence of dictionary refinement (DR) on the BEM results were evaluated across three NER tasks. "dsize" represents the size of the dictionary used for BEM. "Random" means \mathcal{D}_{init} is randomly selected from the knowledge base, while "standard" refers to the default initialization of dictionary.

as the standard method and undergoes dictionary refinement (DR). Based on the findings from the table, the following observations can be made: 1) Applying DR leads to improved results for the BEM stage, especially for randomly initialized dictionaries. 2) The initialization of the dictionary significantly affects the performance of the BEM module. 3) Due to the poor performance of \mathcal{D}_{init} , DR extracts more entities to compensate for the weaknesses in recall.

Figure 3 illustrates the accuracy changes of \mathcal{D} on E_{dev} throughout the iterations of the DR algorithm, along with the number of entities selected to be added to \mathcal{D} from the candidate pool at each iteration. When comparing the random method to the standard method, it is observed that the random method initially displays considerably lower accuracy but selects a larger number of entities in each iteration. Towards the end, the accuracy may even slightly improve. However, as indicated in Table 4, the final results are worse, suggesting overfitting.

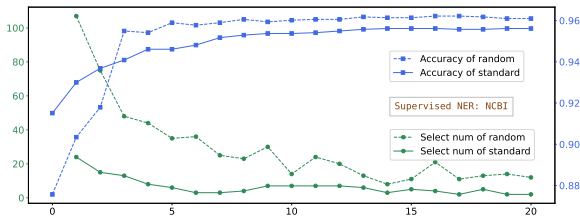


Figure 3: The accuracy on E_{dev} and the number of samples per iteration for the dictionary refinement algorithm using different dictionary initializations are shown for each iteration. The green line represents the progressively increasing number of entities during the iterations, while the blue line represents the accuracy. Solid lines indicate initialization with a specific entity set, and dashed lines represent random initialization.

method	Pre	Rec	F1
DMNER _E	85.83	65.55	74.33
w/o GPT	85.60	54.74	66.78
w/o KB	89.53	54.06	67.41
w/o unk	89.79	25.93	40.24

Table 5: Abalation study of different sources of unknown entities in the unified NER model training.

4.6 Impact of Trusted entity in unified NER

In unified NER training, there are two sources of unknown entities. One is obtained through distant supervision using the knowledge base, while the other is annotated using GPT-3.5. In Table 6, the comparison between DMNER and other variations is presented. **DMNER w/o GPT** refers to DMNER’s EBD module trained without using unknown entities generated by GPT-3.5. Similarly, **DMNER w/o KB** indicates that remote labels from the knowledge base are not used to form unknown entities. In **DMNER w/o unk.**, the unknown entity category is completely empty. The experimental results reveal that excluding unknown entities leads to a decrease in model recall by 34.11 due to the presence of numerous false positives in the training data. However, the model’s performance improves significantly when GPT labels or remote labels from the knowledge base are included in the unknown entity category. Among these variations, DMNER w/o GPT achieves a slightly lower result by 0.63 compared to DMNER w/o KB, suggesting that GPT-labeled entities exhibit higher quality compared to distantly labeled entities.

5 Conclusion

We propose a novel solution for Biomedical Named Entity Recognition called DMNER. DMNER consists of two modules, BEM (Biomedical Entity Matching) and EBD (Entity Boundary Detection),

which can be flexibly adapted to different NER scenarios, such as supervised NER, DS-NER, and Unified NER. By directly configuring the dictionary in the BEM module, DMNER can recognize various types of entities. DMNER is a relatively new framework and offers significant potential for further exploration.

References

- Yixin Cao, Zikun Hu, Tat-Seng Chua, Zhiyuan Liu, and Heng Ji. 2019. Low-resource name tagging learned with weakly labeled data. In *Proceedings of the 2019 Conference on Empirical Methods in Natural Language Processing and the 9th International Joint Conference on Natural Language Processing (EMNLP-IJCNLP)*, pages 261–270.
- Jason PC Chiu and Eric Nichols. 2016. Named entity recognition with bidirectional lstm-cnns. volume 4, pages 357–370.
- Nigel Collier and Jin-Dong Kim. 2004. Introduction to the bio-entity recognition task at jnlpba. In *Proceedings of the International Joint Workshop on Natural Language Processing in Biomedicine and its Applications (NLPBA/BioNLP)*, pages 73–78.
- Rezarta Islamaj Doğan, Robert Leaman, and Zhiyong Lu. 2014. Ncbi disease corpus: a resource for disease name recognition and concept normalization. volume 47, pages 1–10. Elsevier.
- Zheng Fang, Yanan Cao, Tai Li, Ruipeng Jia, Fang Fang, Yanmin Shang, and Yuhai Lu. 2021. Tebner: Domain specific named entity recognition with type expanded boundary-aware network. In *Proceedings of the 2021 Conference on Empirical Methods in Natural Language Processing*, pages 198–207.
- Jinlan Fu, Xuan-Jing Huang, and Pengfei Liu. 2021. Spanner: Named entity re-/recognition as span prediction. In *Proceedings of the 59th Annual Meeting of the Association for Computational Linguistics and the 11th International Joint Conference on Natural Language Processing (Volume 1: Long Papers)*, pages 7183–7195.
- Martin Gerner, Goran Nenadic, and Casey M Bergman. 2010. Linnaeus: a species name identification system for biomedical literature. volume 11, pages 1–17. BioMed Central.
- John M Giorgi and Gary D Bader. 2018. Transfer learning for biomedical named entity recognition with neural networks. volume 34, pages 4087–4094. Oxford University Press.
- Nathan Greenberg, Trapit Bansal, Patrick Verga, and Andrew McCallum. 2018. Marginal likelihood training of bilstm-crf for biomedical named entity recognition from disjoint label sets. In *Proceedings of the 2018 conference on empirical methods in natural language processing*, pages 2824–2829.
- Maryam Habibi, Leon Weber, Mariana Neves, David Luis Wiegandt, and Ulf Leser. 2017. Deep learning with word embeddings improves biomedical named entity recognition. volume 33, pages i37–i48. Oxford University Press.
- Xiao Huang, Li Dong, Elizabeth Boschee, and Nanyun Peng. 2019. Learning a unified named entity tagger from multiple partially annotated corpora for efficient adaptation. In *Proceedings of the 23rd Conference on Computational Natural Language Learning (CoNLL)*, pages 515–527.
- Zhanming Jie, Pengjun Xie, Wei Lu, Ruixue Ding, and Linlin Li. 2019. Better modeling of incomplete annotations for named entity recognition. In *Proceedings of the 2019 Conference of the North American Chapter of the Association for Computational Linguistics: Human Language Technologies, Volume 1 (Long and Short Papers)*, pages 729–734.
- J-D Kim, Tomoko Ohta, Yuka Tateisi, and Jun'ichi Tsujii. 2003. Genia corpus—a semantically annotated corpus for bio-textmining. volume 19, pages i180–i182. Oxford University Press.
- Martin Krallinger, Obdulia Rabal, Florian Leitner, Miguel Vazquez, David Salgado, Zhiyong Lu, Robert Leaman, Yanan Lu, Donghong Ji, Daniel M Lowe, et al. 2015. The chemdner corpus of chemicals and drugs and its annotation principles. volume 7, pages 1–17. BioMed Central.
- Jinhyuk Lee, Wonjin Yoon, Sungdong Kim, Donghyeon Kim, Sunkyu Kim, Chan Ho So, and Jaewoo Kang. 2020. Biobert: a pre-trained biomedical language representation model for biomedical text mining. volume 36, pages 1234–1240. Oxford University Press.
- Jiao Li, Yueping Sun, Robin J Johnson, Daniela Sciaky, Chih-Hsuan Wei, Robert Leaman, Allan Peter Davis, Carolyn J Mattingly, Thomas C Wiegers, and Zhiyong Lu. 2016. Biocreative v cdr task corpus: a resource for chemical disease relation extraction. volume 2016. Oxford Academic.
- Xiaoya Li, Jingrong Feng, Yuxian Meng, Qinghong Han, Fei Wu, and Jiwei Li. 2020. A unified mrc framework for named entity recognition. In *Proceedings of the 58th Annual Meeting of the Association for Computational Linguistics*, pages 5849–5859.
- Chen Liang, Yue Yu, Haoming Jiang, Siawpeng Er, Ruijia Wang, Tuo Zhao, and Chao Zhang. 2020. Bond: Bert-assisted open-domain named entity recognition with distant supervision. In *Proceedings of the 26th ACM SIGKDD international conference on knowledge discovery & data mining*, pages 1054–1064.
- Fangyu Liu, Ehsan Shareghi, Zaiqiao Meng, Marco Basaldella, and Nigel Collier. 2020a. Self-alignment pretraining for biomedical entity representations.
- Shifeng Liu, Yifang Sun, Bing Li, Wei Wang, and Xiang Zhao. 2020b. Hamner: Headword amplified multi-span distantly supervised method for domain

- specific named entity recognition. In *Proceedings of the AAAI Conference on Artificial Intelligence*, volume 34, pages 8401–8408.
- Xuezhe Ma and Eduard Hovy. 2016. End-to-end sequence labeling via bi-directional lstm-cnns-crf. In *Proceedings of the 54th Annual Meeting of the Association for Computational Linguistics (Volume 1: Long Papers)*, pages 1064–1074.
- Stephen Mayhew, Snigdha Chaturvedi, Chen-Tse Tsai, and Dan Roth. 2019. Named entity recognition with partially annotated training data. In *Proceedings of the 23rd Conference on Computational Natural Language Learning (CoNLL)*, pages 645–655.
- Evangelos Pafilis, Sune P Frankild, Lucia Fanini, Sarah Faulwetter, Christina Pavloudi, Aikaterini Vasileiadou, Christos Arvanitidis, and Lars Juhl Jensen. 2013. The species and organisms resources for fast and accurate identification of taxonomic names in text. volume 8, page e65390. Public Library of Science San Francisco, USA.
- Jingbo Shang, Jialu Liu, Meng Jiang, Xiang Ren, Clare R Voss, and Jiawei Han. 2018a. Automated phrase mining from massive text corpora. volume 30, pages 1825–1837. IEEE.
- Jingbo Shang, Liyuan Liu, Xiang Ren, Xiaotao Gu, Teng Ren, and Jiawei Han. 2018b. Learning named entity tagger using domain-specific dictionary.
- Takashi Shibuya and Eduard Hovy. 2020. Nested named entity recognition via second-best sequence learning and decoding. volume 8, pages 605–620. MIT Press.
- Larry Smith, Lorraine K Tanabe, Cheng-Ju Kuo, I Chung, Chun-Nan Hsu, Yu-Shi Lin, Roman Klinger, Christoph M Friedrich, Kuzman Ganchev, Manabu Torii, et al. 2008. Overview of biocreative ii gene mention recognition. volume 9, pages 1–19. BioMed Central.
- Mohammad Golam Sohrab and Makoto Miwa. 2018. Deep exhaustive model for nested named entity recognition. In *Proceedings of the 2018 Conference on Empirical Methods in Natural Language Processing*, pages 2843–2849.
- Yuta Tsuboi, Hisashi Kashima, Shinsuke Mori, Hiroki Oda, and Yuji Matsumoto. 2008. Training conditional random fields using incomplete annotations. In *Proceedings of the 22nd International Conference on Computational Linguistics (Coling 2008)*, pages 897–904.
- Xuan Wang, Yu Zhang, Xiang Ren, Yuhao Zhang, Marinka Zitnik, Jingbo Shang, Curtis Langlotz, and Jiawei Han. 2019. Cross-type biomedical named entity recognition with deep multi-task learning. volume 35, pages 1745–1752. Oxford University Press.
- Congying Xia, Chenwei Zhang, Tao Yang, Yaliang Li, Nan Du, Xian Wu, Wei Fan, Fenglong Ma, and S Yu Philip. 2019. Multi-grained named entity recognition. In *Proceedings of the 57th Annual Meeting of the Association for Computational Linguistics*, pages 1430–1440.
- Mingbin Xu, Hui Jiang, and Sedtawut Watcharawit-tayakul. 2017. A local detection approach for named entity recognition and mention detection. In *Proceedings of the 55th Annual Meeting of the Association for Computational Linguistics (Volume 1: Long Papers)*, pages 1237–1247.
- Sheng Zhang, Hao Cheng, Jianfeng Gao, and Hoifung Poon. 2022. Optimizing bi-encoder for named entity recognition via contrastive learning.

A Appendix

A.1 Dataset Details

The detailed statistics of BioNER datasets are shown in Table 6. The dataset used in Supervised NER is consistent with the one utilized in the paper (Lee et al., 2020). Additionally, the BC5CDR dataset used in DS-NER is consistent with the dataset used in AutoNER (Shang et al., 2018b). Similarly, the BC5CDR dataset used in unified NER is also consistent with the dataset used in Unified CRF (Huang et al., 2019).

Dataset	Type	Train	Dev	Test
Supervised NER				
BC5CDR-C	C	4582	4602	4812
BC4CHEMD	C	30884	30841	26561
s800	S	5743	831	1630
linnaeus	S	12004	4086	7181
JNLPBA	G	14731	3876	3873
BC2GM	G	12632	2531	5065
BC5CDR-D	D	4582	4602	4812
NCBI	D	5432	923	942
Distantly supervised NER				
BC5CDR	C D	4559	4580	4796
Unified NER				
BC5CDR	C D	4559	4580	4796

Table 6: The statistics of the BNER datasets. BC5CDR-C refers to the BC5CDR chemical dataset, while BC5CDR-D represents the BC5CDR disease dataset. In the entity categories, C denotes Chemical, D denotes Disease, G denotes Gene/Protein, and S denotes Species.

A.2 ChatGPT Labeling

In unified NER, one approach to improve the recall of the EBD module is to expand the set of unknown entities during training. Larger language model can be used to achieve this. We utilize the ChatGPT3.5 API to annotate the training in the following three steps:

- (1) Constructing a prompt: *Please extract all biomedical entities as much as possible while ignoring other types of entities. Each entity a line and start with '-', you do not need to point out entity type.*
- (2) Feeding the constructed prompt along with sentence to GPT-3.5-Turbo model to obtain the generated GPT answer;
- (3) Parsing the GPT answer into entity spans.

In addition, due to the variability in the output of ChatGPT, we performed three annotations for each example and used a voting scheme to determine the final result. This approach helped to mitigate the potential instability in the ChatGPT outputs and ensure more reliable annotations.

Table 7 presents an example of extracting biomedical entities from training examples using the ChatGPT API.

Prompt
Please extract all biomedical entities as much as possible while ignoring other types of entities. Each entity a line and start with '-', do not need to point out entity type.
Sentence
Although all of the currently available H2-receptor antagonists have shown the propensity to cause delirium, only two previously reported cases have been associated with famotidine.
GPT Answer
- H2-receptor antagonists - delirium - famotidine
Entity Spans
GPT span: [6:7], [14:14], [25:25] Gold span: [14:14], [25:25]

Table 7: An example of ChatGPT labeling on BC5CDR.

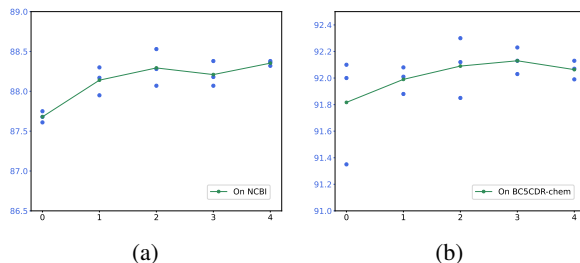


Figure 4: The influence of different values of t in the dictionary refinement algorithm on the model's performance across the three NER tasks is shown in the plot. The x-axis represents the values of t , while the y-axis represents the score of the DMNER. (a) and (b) represent the experiments conducted on the NCBI and BC5CDR-chem datasets, respectively.

A.3 Knowledge Base

A knowledge base is a collection of <entity-entity category> pairs. In this paper, the knowledge base has two data sources: the CTD (Comparative Toxicogenomics Database) and the UMLS (Unified Medical Language System) knowledge base. The CTD knowledge base provides five types of entities, while the UMLS knowledge base is larger in

Knowledge Base	Anatomy	Pathway	Disease	Gene	Chemical	Species	Other
CDT	1844	2567	13 270	589 822	175 910	-	-
UMLS	343 712	-	616 025	344 979	343 011	1355 284	5453 977

Table 8: The statistic categories and corresponding entities from the CTD and UMLS knowledge bases.

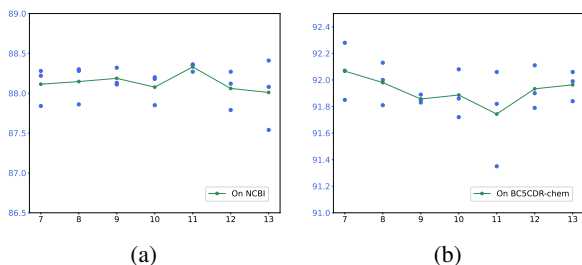


Figure 5: The impact of sampling a different number of entities at each iteration in the dictionary refinement algorithm on the model’s performance. The value x in x -axis represents sampled 2^x entities from KB in each iteration, and the y -axis represents the F1-score of the DMNER model. (a) and (b) represent the experiments conducted on the NCBI and BC5CDR-chem datasets, respectively.

scale. As of UMLS 2023, it contains 3,313,382 concepts and 15,718,215 concept names derived from over 150 controlled vocabularies. The CTD knowledge base provides download links for each type of entity, and the categories of the UMLS data are referenced to the UMLS semantic network tree.⁵

A.4 Dictionary refinement parameter

This section focuses on parameter selection in the dictionary refinement algorithm, specifically the threshold t . In Figure 4, we conducted experiments on the NCBI dataset and BC5CDR dataset using five different values of t , ranging from 0 to 4. In each setting, we experiment three times and show the average score. Upon careful observation, we found that when t is set to 0 or 1, there is a slight decrease in the performance of the DMNER model. As t increases beyond 1, there is no significant change in the overall performance, with some fluctuations observed. Based on these findings, we decided to set $t = 2$ uniformly when performing dictionary refinement.

In Figure 5, the impact of the number of entities sampled at each iteration in the dictionary refinement algorithm on the model’s performance is in-

vestigated. For each setting, three experiments are conducted, and the average value is taken. To ensure that the number of entities encountered in the knowledge base remains consistent across different sampling sizes, we set the product of the number of iterations and the sampling quantity to be the same for each experiment. The experimental results indicate that the number of entities sampled does not have a significant impact on the performance of DMNER.

⁵https://www.nlm.nih.gov/research/umls/knowledge_sources/metathesaurus/release/statistics.html