

---

# LeanDojo: Theorem Proving with Retrieval-Augmented Language Models

---

Kaiyu Yang<sup>1</sup>, Aidan M. Swope<sup>2</sup>, Alex Gu<sup>3</sup>, Rahul Chalamala<sup>1</sup>, Peiyang Song<sup>4</sup>,  
Shixing Yu<sup>5</sup>, Saad Godil\*, Ryan Prenger<sup>2</sup>, Anima Anandkumar<sup>1,2</sup>  
<sup>1</sup>Caltech, <sup>2</sup>NVIDIA, <sup>3</sup>MIT, <sup>4</sup>UC Santa Barbara, <sup>5</sup>UT Austin  
<https://leandojo.org>

## Abstract

Large language models (LLMs) have shown promise in proving formal theorems using proof assistants such as Lean. However, existing methods are difficult to reproduce or build on, due to private code, data, and large compute requirements. This has created substantial barriers to research on machine learning methods for theorem proving. This paper removes these barriers by introducing *LeanDojo*: an open-source Lean playground consisting of toolkits, data, models, and benchmarks. LeanDojo extracts data from Lean and enables interaction with the proof environment programmatically. It contains fine-grained annotations of premises in proofs, providing valuable data for *premise selection*—a key bottleneck in theorem proving. Using this data, we develop *ReProver* (Retrieval-Augmented Prover): an LLM-based prover augmented with retrieval for selecting premises from a vast math library. It is inexpensive and needs only one GPU week of training. Our retriever leverages LeanDojo’s program analysis capability to identify accessible premises and hard negative examples, which makes retrieval much more effective. Furthermore, we construct a new benchmark consisting of 98,734 theorems and proofs extracted from Lean’s math library. It features challenging data split requiring the prover to generalize to theorems relying on novel premises that are never used in training. We use this benchmark for training and evaluation, and experimental results demonstrate the effectiveness of ReProver over non-retrieval baselines and GPT-4. We thus provide the first set of open-source LLM-based theorem provers without any proprietary datasets and release it under a permissive MIT license to facilitate further research.

## 1 Introduction

Reasoning is a cornerstone of human intelligence and a fundamental goal of AI [3]. One prominent task is automated theorem proving (ATP): automatically generating proofs for theorems expressed in formal logic. ATP is useful for formal mathematics, producing mathematical proofs that can be checked rigorously [4]. Furthermore, it underpins formal verification, which is essential for proving the correctness and safety of high-stakes applications [5, 6].

ATP is challenging since the search space is prohibitively large. In many applications, it is impractical to generate proofs fully automatically. Therefore, interactive theorem proving (ITP) has emerged as an alternative paradigm. In ITP, proofs are constructed by human experts interacting with software tools called proof assistants, such as Coq [7], Isabelle [8], and Lean [1]. Machine learning can automate such interactive theorem proving, opening up a new avenue for theorem proving [9]. The model can learn to interact with proof assistants, given data containing human-written proofs.

---

\*Research conducted while Saad Godil was at NVIDIA.

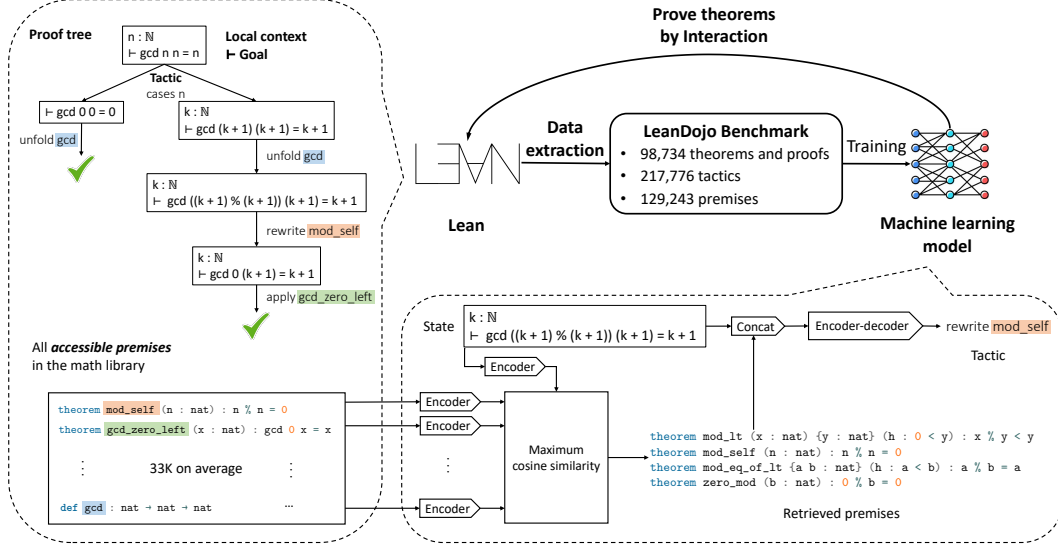


Figure 1: **Top right:** LeanDojo extracts proofs in Lean [1] into datasets for training machine learning models. It also enables the trained model to prove theorems by interacting with Lean’s proof environment. **Top left:** The proof tree of a Lean theorem  $\forall n \in \mathbb{N}, \text{gcd } n \ n = n$ , where `gcd` is the greatest common divisor (details in Sec. 3). When proving the theorem, we start from the original theorem as the initial state (the root) and repeatedly apply tactics (the edges) to decompose states into simpler sub-states, until all states are solved (the leaf nodes). Tactics may rely on premises such as `mod_self` and `gcd_zero_left` defined in a large math library. E.g., `mod_self` is an existing theorem  $\forall n \in \mathbb{N}, n \% n = 0$  used in the proof to simplify the goal. **Bottom:** Our ReProver model (Sec. 5). Given a state, it retrieves premises from the math library, which are concatenated with the state and fed into an encoder-decoder Transformer [2] to generate the next tactic.

Formal theorem proving serves as an important challenge for machine learning. From a computer science perspective, formal proofs can be treated as programs [10]. But unlike conventional programs in C++ or Python, the correctness of proofs can be verified using proof assistants. Therefore, theorem proving may be considered a special form of code generation, with rigorous evaluation and no room for the model to hallucinate. This can be consequential to current large language models (LLMs), as they have demonstrated exceptional capability in code generation [11] but have flaws in factuality and hallucination [12]. In addition, augmenting LLMs with external tools, such as proof assistants, has shown promise in improving their various capabilities, including multi-step reasoning [13].

Current research on LLMs for theorem proving is facing many barriers. To our knowledge, none of the existing LLM-based provers are open-source [14–21]. They all use private pretraining data, and the compute requirements can reach thousands of GPU days [17]. Furthermore, some rely on tailored infrastructure for distributed training and interaction with the proof assistant—both are not possible to fully reproduce without open-source code [17, 19]. We change the status quo by introducing LeanDojo: open-source toolkits, models, and benchmarks that give researchers access to state-of-the-art LLM-based provers with modest computational costs.

**Tools for Data Extraction and Interaction.** We focus on Lean, a proof assistant popular among mathematicians.<sup>2</sup> Our framework LeanDojo provides two essential functions for learning-based theorem proving (Fig. 1): extracting data and enabling models to interact with Lean programmatically.

For data extraction, LeanDojo extracts training data not directly visible in the raw Lean code (Fig. 2), e.g., proof trees consisting of intermediate states between proof steps (Fig. 1 *Top left*). In addition, LeanDojo is the first tool to locate premises in Lean proofs, enabling training machine learning models for premise selection. For interaction, LeanDojo turns Lean into a gym-like interactive environment [22]. Using LeanDojo, the model can observe proof states, change the state by executing

<sup>2</sup>“Lean” in our paper refers to Lean 3 by default. Lean 4 is not backward-compatible but is also supported by LeanDojo. Our Lean 4 results are in Appendix D.

proof steps (referred to as “tactics” in proof assistants), and receive feedback from Lean. LeanDojo is the first tool capable of interacting with Lean reliably, reducing proof-checking errors in existing tools [19] (correct proofs misjudged as incorrect) from 21.1% to 1.4%.

**Retrieval-Augmented LLMs for Theorem Proving.** LeanDojo addresses a key bottleneck in theorem proving: *premise selection* [23, 24]. Existing LLM-based provers generate the next proof step (tactic), taking only the current state as input. However, proving theorems depends critically on the premises, such as lemmas and definitions, from a math library.

For example, Fig. 1 (*Top left*) illustrates the proof of “ $\forall n \in \mathbb{N}, \text{gcd } n \ n = n$ ”, where `gcd` stands for greatest common divisor. The proof starts from the original theorem as the initial state and repeatedly applies tactics to decompose states into simpler sub-states, until all states are solved. Tactics may rely on premises such as `mod_self` and `gcd_zero_left` defined in a large math library. E.g., `mod_self` is an existing theorem “ $\forall n \in \mathbb{N}, n \% n = 0$ ” useful for simplifying the goal.

Incorporating all possible premises is too large to fit into LLMs’ input, given the limited context window. Existing methods must learn to memorize the association between the proof state and the name `mod_self`. It works if the premise has been used in the training data to solve similar goals, but does not generalize to truly novel scenarios, e.g., theorems requiring lemmas unseen in training.

One potential solution is to complement memorization with explicit premise selection. LeanDojo extracts premise data from Lean, including where they are defined and used. It enables us to tackle premise selection by augmenting LLMs with retrieval. We introduce *ReProver* (Retrieval-Augmented Prover) (Fig. 1 *Bottom*): Given the current state, it generates a tactic conditioning on a small number of premises retrieved from Lean’s math library, `mathlib` [25].

We need to limit retrieval to a small number of premises for it to be effective, and ideally, they should contain the ground truth premise. Our retriever builds upon Dense Passage Retriever (DPR) [26] but incorporates two algorithmic innovations: First, not all premises are accessible when proving a theorem (Sec. 3). LeanDojo can perform program analysis on Lean code to determine accessible premises. On our data, that reduces the average number of premises from 128K to 33K, significantly simplifying the retriever’s task. Second, DPR needs negative examples in training and benefits from hard negatives, i.e., irrelevant premises that are hard to distinguish from ground truth ones. We propose in-file negatives: a simple mechanism to find hard negatives in premise selection, which samples negative premises defined in the same Lean source file as the ground truth premise.

**LeanDojo Benchmark.** Using LeanDojo, we construct a benchmark containing 98,734 theorems/proofs extracted from `mathlib`. Our benchmark is one of the largest math-focused theorem-proving datasets. We find that the common practice of splitting theorems randomly into training/testing has led to an overestimated performance in the previous papers. LLMs can prove seemingly difficult theorems simply by memorizing the proofs of similar theorems during training. In LeanDojo Benchmark, we mitigate this issue by designing challenging data split requiring the model to generalize to theorems relying on novel premises that are never used in training.

We use LeanDojo Benchmark to train and evaluate ReProver. Training takes only five days on a single GPU. In evaluation, ReProver can prove 51.2% theorems, outperforming a baseline that generates tactics directly without retrieval (47.6%) and another baseline using GPT-4 [27] to generate tactics in a zero-shot manner (29.0%). We also test ReProver on two existing datasets, MiniF2F [28] and ProofNet [29]. It can prove 26.5% theorems in MiniF2F and 13.8% in ProofNet, which is competitive with state-of-the-art methods without reinforcement learning [19], even though trained using far fewer resources. Moreover, it can prove 65 theorems that currently do not have proofs in Lean. Thus, our tool can also serve as an effective tool for augmenting existing math libraries in Lean.

**Contributions.** In summary, we make four main contributions: First, we introduce tools for extracting data from and interacting with Lean. Second, we develop ReProver, the first retrieval-augmented language model for theorem proving. Third, we construct a challenging benchmark for learning-based theorem proving and use it to validate the effectiveness of ReProver. Finally, we facilitate open research on LLMs for theorem proving by releasing our data, model, and code. Our method does not rely on private datasets and can be trained on a single GPU within a week. We believe this will significantly lower the barriers to academic research in this area and establish the first accessible baselines for future work to build upon. Further, our method can be used to automatically generate new Lean proofs without requiring human effort.

## 2 Related Work

**Theorem Proving.** Classical provers express theorems in first-order logic and search for proofs automatically in a large space [30, 31]. Even with data-driven search heuristics [32, 33], they fail to scale to large formalization projects. Therefore, recent work on learning-based theorem proving has focused on an alternative paradigm: automating the interaction with proof assistants.

The architecture of learning-based provers progressed from classical machine learning algorithms such as KNN [34], to graph neural networks explicitly encoding the syntax of formal expressions [9, 35], and now Transformer-based LLMs treating expressions as plain strings [14]. Besides the model architecture, researchers have explored several complementary dimensions: proof search algorithms for assembling model-generated steps into complete proofs [17, 21]; overcoming data scarcity through reinforcement learning (RL) [17, 19, 36, 37] or synthetic/auxiliary data [16, 38–40]; as well as outsourcing some proof goals to classical provers [18, 41–43]. Our base model without retrieval is a combination of straightforward design choices. It generates tactics by finetuning an encoder-decoder Transformer, ByT5 [44], via supervised learning without RL or auxiliary data. Then it searches for proofs using best-first search. Our model’s algorithmic novelty lies in the retrieval.

**Premise Selection.** Selecting useful premises is recognized as a key challenge in theorem proving [23, 24, 45, 46]. Machine learning methods for premise selection have also progressed from classical models [41, 47, 48], recurrent neural networks [24], graph neural networks [38], to Transformers [49, 50]. However, existing methods either tackle premise selection in isolation without theorem proving [24, 38, 48] or feed the premises to a symbolic prover [41, 47, 49]. To our knowledge, we are the first to augment a learning-based formal theorem prover with retrieved premises so that the prover can learn how to use them effectively. For example, it can decide whether to use an explicitly retrieved premise or an implicitly memorized one.

**Data and Tools for Theorem Proving.** Tools for data extraction and interacting with proof assistants have been crucial drivers of learning-based theorem proving. Existing tools and datasets can be divided by proof assistants: Coq has GamePad [51], CoqGym [9], and PRISM [52]; Isabelle has IsarStep [53] and PISA [15]; HOL Light has HOLList [54] and HoLStep [55], and Lean has LeanStep [16] and `lean-gym` [19]. MiniF2F [28] is the only cross-system dataset, with 488 theorems for evaluation. However, it does not have training theorems and is restricted to the domain of math olympiads.

Among available tools extracting data from proof assistants, LeanDojo is the only one that can extract premises for retrieval-augmented theorem proving. A few existing datasets also have premises [49, 54], but their data extraction tools are not public, making it difficult to construct new datasets. In addition, LeanDojo is the only tool that can interact with Lean robustly (Sec. 4) and can extract data from Lean 4. See Appendix A.3 for a detailed comparison between LeanDojo and alternatives.

**Mathematical Reasoning in Natural Language.** We focus on proving theorems expressed in formal logic, whereas researchers have also produced a plethora of work on mathematical reasoning in natural language [56–63]. A particularly relevant task is autoformalization, translating natural language texts into formal theorems and proofs [29, 64–72].

**Retrieval-Augmented Language Models.** Our ReProver is the first retrieval-augmented language model for formal theorem proving, though similar architectures have been studied extensively in NLP [73–81]. In addition, there have been many retrieval-augmented methods for code generation [82–88]. Most of them retrieve from a corpus not directly related to the current file, e.g., GitHub or Stack Overflow. In contrast, our retrieval corpus consists of premises accessible to the current file, which is determined by program analysis using LeanDojo. This is similar to what CoCoMIC [88] does for Python. However, their retrieval is based on heuristics, whereas ours is learned.

## 3 Background: Theorem Proving in Lean

At a high level, Lean is a programming language that allows you to write not only conventional programs but also theorems and proofs. To that end, it provides two pieces of machinery: First, it provides a unified language for defining programs, mathematical objects, theorems, and proofs, based on functional programming with dependent types [89]. Second, it provides a tactic system for constructing machine-checkable proofs semi-automatically.

```

data/nat/lemmas.lean
theorem mod_self (n : nat) : n % n = 0 :=
begin
  rw [mod_eq_sub_mod (le_refl _), nat.sub_self, zero_mod]
end

data/nat/gcd.lean
def gcd : nat → nat → nat          -- gcd z y
| 0   y := y                        -- Case 1: z == 0
| (x + 1) y := gcd (y % (x + 1)) (x + 1) -- Case 2: z > 0

theorem gcd_zero_left (x : nat) : gcd 0 x = x := begin simp [gcd] end

theorem gcd_self (n : nat) : gcd n n = n :=
begin
  cases n,
  { unfold gcd },
  unfold gcd,
  rewrite mod_self,
  apply gcd_zero_left
end

```

Figure 2: Definition of greatest common divisor (`gcd`) in Lean and two related theorems. The proof of `gcd_self` (between “begin” and “end”) relies on a premise `mod_self` imported from another file in the math library. Lean can run this proof to produce the proof tree in Fig.1 (*Top left*).

We use a simple example in Fig. 2 to illustrate how theorems are formalized and proved in Lean.<sup>3</sup> Here we want to formalize the greatest common divisor (`gcd`) of two natural numbers. First, we define `gcd` as a recursive function, taking two natural numbers as parameters and returning their `gcd` via the Euclidean algorithm. Then, we state a lemma named `gcd_zero_left` that  $\forall x \in \mathbb{N}, \text{gcd } 0 \ x = x$ , which can be proved simply by the definition of `gcd`. Finally, we state our main theorem `gcd_self` that  $\forall n \in \mathbb{N}, \text{gcd } n \ n = n$ , followed by its proof consisting of five tactics. In theorem proving, we are only concerned with generating the proof, i.e., the part between “begin” and “end”; everything before “begin” is known, including other files imported.

The syntax of tactics is quite expressive. They can take arguments and can be combined into compound tactics. You can think of tactics as programs in a domain-specific language (DSL). Users can extend the DSL by defining new tactics. This discrete, combinatorial, and unbounded action space makes theorem proving challenging for machine learning.

Another challenge is premise selection. Premises are existing lemmas or definitions useful for proving a theorem. They are used as arguments in tactics. For example, in Fig. 2 and Fig. 1 (*Top left*), the tactic “`rewrite mod_self`” rewrites the goal using the premise `mod_self`, which is defined in another file imported by the current file. Proofs cannot use premises that haven’t been defined. For example, `gcd_self` cannot be used to prove `gcd_zero_left`. In addition, they cannot use premises not imported to the current file. Still, premises come from a large math library containing hundreds of thousands of existing definitions and theorems, making it hard, for humans and machines alike, to select the right premises when generating a tactic. This is a key bottleneck in theorem proving and is what we aim to address through retrieval-augmented LLMs.

## 4 LeanDojo: Toolkit and Benchmark

LeanDojo serves two essential needs of learning-based theorem proving in Lean. First, it extracts training data from Lean, and we use this capability to construct a challenging theorem proving benchmark. Second, it enables the model to interact with Lean programmatically.

**Data Extraction.** Lean repos (e.g., `mathlib` or `lean-liquid`) contain source code of human-written theorems/proofs. However, the raw code is unsuitable for training the prover. It lacks runtime information that humans can access when using Lean, such as intermediate states between proof steps. Therefore, LeanDojo extracts the following information not directly visible in the code:

<sup>3</sup>The process is similar in many other proof assistants, though they may have different logical foundations.

- *File dependencies and abstract syntax trees (ASTs)*: LeanDojo processes the repo to produce a directed acyclic graph whose nodes are files and edges are import relations between files. In addition, LeanDojo produces the AST of each file. File dependencies and ASTs are useful for program analysis, e.g., collecting theorems defined in a file or premises accessible to a theorem.
- *States and tactics*: LeanDojo extracts all tactics in proofs. For each tactic, it also extracts the states before/after the tactic, which allows us to reconstruct the proof tree in Fig. 1 (*Top left*).
- *Premises*: For each premise, such as `mod_self` in Fig. 2, LeanDojo records where it is defined (location in `data/nat/lemma.lean`) and where it is used (locations across many files). In addition, premises have unique fully qualified names (e.g., `nat.mod_self`) but are often used by ambiguous short names (`mod_self`), relying on Lean to perform name resolution. LeanDojo is capable of recording their full names.

Lean has basic support for exporting dependencies, ASTs, states, and tactics. However, it cannot resolve the premises’ full names and locate their definitions. Therefore, we modify Lean to record this information (details in Appendix A.1). The modified Lean is used only for data extraction but not for evaluation, so we do not risk accidentally breaking Lean’s logical soundness.

**LeanDojo Benchmark.** We construct a benchmark for premise selection and theorem proving, named *LeanDojo Benchmark*. The data is extracted from `mathlib`,<sup>4</sup> Lean’s centralized math library covering diverse topics such as analysis, algebra, and geometry.<sup>5</sup> LeanDojo Benchmark is one of the largest math-focused theorem proving datasets, consisting of 98,734 theorems from 3,384 Lean files. Unlike existing datasets in Lean [16], LeanDojo Benchmark also contains the definitions of 130,262 premises, including not only theorems but also other definitions that can be used as premises (e.g., `gcd` in Fig. 2). Furthermore, the dataset has 217,776 tactics, 129,243 of them with at least one premise. The average number of premises is 2.13 among tactics with premises. Appendix B contains additional information on data format, datasheet [90], hosting, and licensing.

```
src/algebra/quaternion.lean
lemma conj_mul : (a * b).conj = b.conj * a.conj := begin
  ext; simp; ring_exp
end

lemma conj_conj_mul : (a.conj * b).conj = b.conj * a := begin
  rw [conj_mul, conj_conj]
end

lemma conj_mul_conj : (a * b.conj).conj = b * a.conj := begin
  rw [conj_mul, conj_conj]
end
```

Figure 3: Similar theorems/proofs are common. If splitting them randomly into training/testing, the model can prove testing theorems by memorization.

LeanDojo Benchmark has 94,734/2,000/2,000 theorems for training/validation/testing. It features a challenging data split for testing the prover’s generalization in more realistic scenarios. Splitting theorems randomly can overestimate the prover’s performance, by allowing it to prove many theorems through memorization. In human-written Lean code, a common idiom is to have a block of similar theorems/proofs for slightly different properties of the same math concept. For example, in Fig. 3, the last two theorems not only look similar but have identical proofs. If one of them is in training, the model can easily prove the other one by memorization. This shortcut enables the model to prove seemingly nontrivial theorems, including those requiring premises to prove.

To mitigate this issue, besides the random split, we create a challenging data split named `novel_premises`. It requires testing proofs to use at least one premise that has never been used in training. For example, the last two theorems in Fig. 3 both use the premise `conj_mul`. If one theorem is in the training set of the `novel_premises` split, the other one must also be in training.

<sup>4</sup>We use the commit `19c869efa56bbb8b500f2724c0b77261edbf28c` released on October 11, 2023.

<sup>5</sup>More details, statistics, and visualizations of `mathlib` can be found at [https://leanprover-community.github.io/mathlib\\_stats.html](https://leanprover-community.github.io/mathlib_stats.html).

**Interacting with Lean.** Another important function of LeanDojo is to interact with Lean programmatically. It turns Lean into a gym-like environment [22], in which the prover can observe the proof state, run tactics to change the state, and receive feedback on errors or on proof completion. This environment is indispensable for evaluating/deploying the prover or training it through RL.

Below is LeanDojo’s main interface for interacting with Lean through tactics. Lean also supports other proof styles not based on tactics. Although we only support tactic-style proofs, they are sufficiently general since any proof can be converted to a tactic-style proof.<sup>6</sup>

- `initialize(theorem)`: Given the theorem to prove, LeanDojo returns the initial state. A valid state is a string representing current proof goals and local contexts (see the nodes in Fig. 1 *Top left*). When there are multiple goals, their strings are concatenated.
- `run_tac(state, tactic)`: Run a tactic on a given state and return the next state. The returned state will be an error state if the tactic execution is not successful, e.g., due to timeout or inapplicable tactic. If the input state is an error, the result can only be an error.

Building this environment is technically challenging, as Lean is designed for human users, not machines. LeanDojo is the first tool that can interact with Lean reliably. Existing tool [19] is limited: 21.1% of the ground truth proofs are misjudged as incorrect, due to issues with how they construct the proof environment, which distorts the reported performance and produces unreliable feedback when used in reinforcement learning. In contrast, LeanDojo reduces the number of misjudgments to 1.4%. Details are in Appendix A.2.

## 5 ReProver: Retrieval-Augmented Theorem Prover

We develop the ReProver model that uses retrieval to select premises explicitly. At its core is a retrieval-augmented tactic generator (Fig. 1 *Bottom*). Given the current proof state, it retrieves a handful of potentially useful premises and generates a tactic conditioning on the concatenation of the state and retrieved premises. When proving theorems, the model generates multiple tactic candidates at each step, which are used in a standard best-first search algorithm to find proofs [16, 18, 19, 28].

**Premise Retrieval.** Our retriever is based on Dense Passage Retriever [26]. Given a state  $s$  as the query and a library of candidate premises  $\mathcal{P} = \{p_i\}_{i=1}^N$ , it retrieves a ranked list of  $m$  premises  $\{p'_i\}_{i=1}^m$  from  $\mathcal{P}$ . In DPR,  $s$  and  $p_i$  are both raw texts but are embedded in a vector space, and we retrieve the top  $m$  premises maximizing the cosine similarity between the state and the premise.

More formally, we have a function  $f$  parameterized by  $\theta$  for embedding both the state and the premises into a  $h$ -dimensional vector space:  $f(s, \theta), f(p_i, \theta) \in \mathbb{R}^h$ . We retrieve premises maximizing  $f(s, \theta)^T f(p_i, \theta) / (\|f(s, \theta)\|_2 \|f(p_i, \theta)\|_2)$ . We choose  $f$  to be a Transformer encoder [2] followed by average pooling:  $f(\cdot, \theta) = \text{AvgPool}(\text{Enc}(\cdot, \theta))$ .

The retrieval is efficient. The premise embeddings  $f(p_i, \theta)$  can be pre-computed, and we only need one forward pass to compute  $f(s, \theta)$ . We do not rerank the retrieved premises as in Mag-nushammer [49], which is more costly since it requires a separate forward pass for each retrieved premise.

Similar to DPR, we train the retriever by minimizing a contrastive loss between positive premises and in-batch negative premises. Specifically, suppose we have a batch of  $b$  states. For each state, we sample a positive premise from the ground truth and  $n$  negative premises from  $\mathcal{P}$ .<sup>7</sup> They are called “in-batch” negatives because they are shared by all states in the batch—Every state is associated with all  $b \cdot (n + 1)$  premises; at least 1 of them is positive. Let  $l_{ij} \in \{0, 1\}$  denote whether a state-premise pair  $(s_i, p_j)$  is positive. We minimize the mean squared loss:

$$\mathcal{L}(\theta) = \sum_{i=1}^b \sum_{j=1}^{b \cdot (n+1)} \left| l_{ij} - \frac{f(s_i, \theta)^T f(p_j, \theta)}{\|f(s_i, \theta)\|_2 \|f(p_j, \theta)\|_2} \right|^2. \quad (1)$$

<sup>6</sup>Another common type of proofs is “term-style proofs”. Any term-style proof “X” can always be converted into an equivalent tactic-style proof “exact X”, though such conversion may lead to unidiomatic proofs.

<sup>7</sup>When training the retriever, we ignore proof states followed by tactics without using any premise.

**Retrieving from Accessible Premises.** We incorporate into DPR two insights tailored to premise selection. First, instead of retrieving from all premises in the math library, we restrict to premises accessible to the current theorem. They include premises defined in the same file before the theorem, as well as those imported from other files. We compute accessible premises for each theorem, relying on LeanDojo’s capability in program analysis (Sec. 4). Focusing on accessible premises makes  $\mathcal{P}$  much smaller. LeanDojo Benchmark contains 130,262 premises in total, but the average number of accessible premises is only 33,160.

**In-file Negative Examples.** DPR’s performance depends critically on the quality of negative examples [91, 92]. In early experiments, we sampled all  $n$  negative premises randomly, and the model often mistakenly retrieved other premises from the same file as the positive one. Therefore, we propose a scheme that samples  $k$  in-file negatives and  $n - k$  random negatives for training.

**Tactic Generation.** As in Fig. 1 (*Bottom*), retrieved premises are concatenated with the state.<sup>8</sup> Then an encoder-decoder Transformer, ByT5 [44], takes them as input and generates the tactic. The model is trained to minimize the cross entropy loss w.r.t. human-written tactics.

Training ReProver takes substantially less compute than prior methods (120 GPU hours vs. more than 1000 hours [16, 17]). All existing LLM-based provers pretrain on datasets specific to math and coding [14–20]. The pretraining is computationally expensive, and the datasets are kept private. In contrast, we choose to avoid domain-specific pretraining and build upon `google/byt5-small`—a model checkpoint that is generic, publicly available, and relatively small (299M parameters vs. 837M [16] or 600M [17]). We could see further benefits from domain-specific pretraining, as in Minerva [57], or stronger LLMs like LLaMA [93] or StarCoder [94], but that is beyond our scope. In addition, our model is finetuned on human-written tactics only, without auxiliary data [16] or data collected through online interaction with Lean [17, 19]. These orthogonal directions are valuable but will significantly increase the method’s complexity and compute requirements.

## 6 Experiments

We evaluate ReProver on LeanDojo Benchmark. It outperforms baselines on premise selection and theorem proving, demonstrating the promise of theorem proving with retrieval-augmented language models. Experimental details and hyperparameters are in Appendix C.1.

**Premise Selection.** For premise selection, we only use tactics in LeanDojo Benchmark that have at least one premise. The model, based on a ByT5 encoder, uses the state before a tactic as the query to retrieve 100 premises. Then, we calculate standard metrics in information retrieval: R@k (recall for the top  $k$  retrieved premises) and MRR (mean reciprocal rank).

Our first baseline is a classical BM25 retriever [95] without machine learning. Results in Table 1 show that our method outperforms BM25 significantly across the board. However, it exhibits a large performance degradation on the challenging data split (comparing `novel_premises` to `random`). This is consistent with the general observation that machine learning can be brittle in the presence of distribution shifts. In addition, we compare with two ablations: one retrieving from all premises (instead of accessible premises only) and the other without in-file negatives. They perform worse than our method, demonstrating the effectiveness of our two improvements upon DPR.

**Theorem Proving Experimental Setup.** Then we evaluate ReProver on theorem proving. The training has two stages: First, we train the retriever and use it to retrieve 100 premises for all proof states in LeanDojo Benchmark. Second, we train the tactic generator, taking as input the concatenation of the state and retrieved premises (truncated to a length limit). During evaluation, the tactic generator is combined with best-first search to prove theorems. We evaluate the *Pass@1* metric: The prover is given only one attempt and must find the proof within a wall time limit of 10 minutes. Training takes five days on a single NVIDIA A100 GPU with 80GB memory, and evaluation takes two days on eight V100 GPUs. Please see Appendix C.1 for details.

**Baselines.** Following prior work [16, 28], we include `tidy` as a baseline. It is a tactic in `mathlib` that tries to complete the proof using heuristics (without machine learning). We apply `tidy` directly

<sup>8</sup>We retrieve 100 premises, concatenate them with the state, and truncate the concatenation to a fixed length.



Table 1: Premise selection testing performance. For each method, we train and evaluate two models independently using different data splits (random and novel\_premises; see Sec. 4). R@k is the recall for the top k retrieved premises, and MRR is the mean reciprocal rank metric (higher is better). Our retriever outperforms BM25 and ablations. Results for Lean 4 are in Appendix D.

Method	random			novel_premises		
	R@1	R@10	MRR	R@1	R@10	MRR
BM25	6.7	17.2	0.15	5.9	15.5	0.14
w/ all premises	1.9	11.9	0.08	2.1	12.4	0.08
Ours	<b>13.5</b>	<b>38.4</b>	<b>0.31</b>	<b>9.1</b>	<b>27.6</b>	<b>0.24</b>
w/ all premises	11.7	36.2	0.27	7.1	23.1	0.20
w/o in-file negatives	10.8	33.1	0.25	7.9	25.7	0.22

to the original theorem and see if it can succeed within the wall time limit. Another baseline uses GPT-4 as the tactic generator. Given a state, it queries GPT-4 to generate 35 tactics in zero-shot. After removing invalid ones, the remaining tactics are combined with best-first search to find proofs. Data contamination is possible: Many proofs had been publicly available on GitHub before GPT-4’s data cutoff date (September 2021). See Appendix C.2 for details.

Unfortunately, it is not feasible to compare with existing LLM-based provers in Lean [16, 17, 19]. None of them are open-source or can be reproduced with reasonable effort. Furthermore, we cannot compare directly with the numbers reported in their papers, due to differences in data, infrastructure, and training procedures (details in Appendix C.3). Many difficulties are due to the private nature of existing methods. By releasing our code and models, we hope to create accessible baselines for future work to build upon.

Table 2: Theorem proving Pass@1 (%) on the testing data of LeanDojo Benchmark. Our ReProver model outperforms tidy, GPT-4, and a baseline that generates tactics directly without retrieval. Results for Lean 4 are in Appendix D.

Method	random	novel_premises
tidy	23.8	5.3
GPT-4	29.0	7.4
ReProver (ours)	<b>51.2</b>	<b>26.3</b>
w/o retrieval	47.6	23.2

**Results.** Table 2 shows the results on the testing data of LeanDojo Benchmark. ReProver outperforms all baselines on two different data splits, demonstrating the effectiveness of retrieval-augmented theorem proving. GPT-4 performs substantially worse than our method, even though it may have seen the ground truth proofs due to data contamination. The task cannot be solved out of the box by state-of-the-art LLMs, calling for algorithmic innovations to make further progress.

Testing theorems in novel\_premises are indeed much more challenging. All methods in Table 2 perform substantially worse on novel\_premises than the random split. We argue that performance on challenging splits is more indicative of the prover’s capability and should be emphasized in the future development of theorem proving.

**Evaluation on MiniF2F and ProofNet.** We run ReProver to prove theorems in MiniF2F [28] and ProofNet [29]. These two datasets are for testing only and do not have training theorems, which makes them challenging since the distribution of theorems is quite different from mathlib used to train ReProver. MiniF2F focuses on math olympiads, and ProofNet focuses on exercises in undergraduate math textbooks. On MiniF2F’s test set in Lean, ReProver achieves a Pass@1 of 26.5%, which is competitive with state-of-the-art methods without RL (25.9% in Polu et al. [19]). On ProofNet, our Pass@1 is 13.8%, which is the first reported theorem proving result on this dataset. Further, many theorems do not have ground truth proofs in Lean. Our prover discovers 33 proofs in MiniF2F and 39 proofs in ProofNet that currently do not have Lean proofs. Please see Appendix C.4 for details, examples, and caveats.

## 7 Conclusion

We have introduced LeanDojo: an open-source playground for learning-based theorem proving in Lean, consisting of toolkits, models, and benchmarks. It extracts data from Lean and enables the model to interact with Lean programmatically. We have developed ReProver, the first retrieval-augmented LLM for theorem proving. Limitations and future work are discussed in Appendix F.

We have released our code, data, models, and documentation to facilitate future research:

- LeanDojo’s codebase for data extraction and interaction with Lean: <https://github.com/lean-doj/LeanDojo>
- LeanDojo’s documentation: <https://leandojo.readthedocs.io>
- Datasets: (1) LeanDojo Benchmark: <https://doi.org/10.5281/zenodo.8016385> with DOI 10.5281/zenodo.8016385. (2) LeanDojo Benchmark 4 (Appendix D): <https://doi.org/10.5281/zenodo.8040109> with DOI 10.5281/zenodo.8040109.
- ReProver’s code and models: <https://github.com/lean-doj/ReProver>
- ChatGPT plugin (Appendix E): <https://github.com/lean-doj/LeanDojoChatGPT>
- LeanDojo Website: <https://leandojo.org>

## Acknowledgments and Disclosure of Funding

This work is partially supported by Caltech’s Center for Autonomous Systems and Technologies. Kaiyu Yang is supported by the Computing, Data, and Society Postdoctoral Fellowship at Caltech. Alex Gu is supported by the National Science Foundation (NSF) Graduate Research Fellowship. Rahul Chalamala and Peiyang Song are supported by the Summer Undergraduate Research Fellowships (SURF) program at Caltech. Anima Anandkumar is partially supported by the Bren endowed chair. We appreciate the valuable feedback from Logan Murphy and members of the Anima AI+Science Lab on an initial version of this paper. We thank Junyan Xu for manually inspecting the proofs generated by our model on ProofNet. We also thank Jeremy Avigad and Mario Carneiro for insightful discussions on supporting Lean 4 in LeanDojo.

## References

- [1] Leonardo de Moura, Soonho Kong, Jeremy Avigad, Floris Van Doorn, and Jakob von Raumer. The Lean theorem prover (system description). In *International Conference on Automated Deduction (CADE)*, 2015. 1, 2, 22
- [2] Ashish Vaswani, Noam Shazeer, Niki Parmar, Jakob Uszkoreit, Llion Jones, Aidan N Gomez, Łukasz Kaiser, and Illia Polosukhin. Attention is all you need. In *Neural Information Processing Systems (NeurIPS)*, 2017. 2, 7
- [3] Allen Newell and Herbert Simon. The logic theory machine—a complex information processing system. *IRE Transactions on information theory*, 2(3):61–79, 1956. 1
- [4] Kevin Buzzard. The future of mathematics. *CRNS-Imperial Lecture*, 2019. 1
- [5] Xavier Leroy, Sandrine Blazy, Daniel Kästner, Bernhard Schommer, Markus Pister, and Christian Ferdinand. CompCert—a formally verified optimizing compiler. In *Embedded Real Time Software and Systems*, 2016. 1
- [6] Talia Ringer, Karl Palmskog, Ilya Sergey, Milos Gligoric, Zachary Tatlock, et al. QED at large: A survey of engineering of formally verified software. *Foundations and Trends® in Programming Languages*, 2019. 1
- [7] Bruno Barras, Samuel Boutin, Cristina Cornes, Judicaël Courant, Jean-Christophe Filliatre, Eduardo Gimenez, Hugo Herbelin, Gerard Huet, Cesar Munoz, Chetan Murthy, et al. *The Coq proof assistant reference manual: Version 6.1*. PhD thesis, Inria, 1997. 1
- [8] Tobias Nipkow, Markus Wenzel, and Lawrence C Paulson. *Isabelle/HOL: a proof assistant for higher-order logic*. 2002. 1
- [9] Kaiyu Yang and Jia Deng. Learning to prove theorems via interacting with proof assistants. In *International Conference on Machine Learning (ICML)*, 2019. 1, 4, 35
- [10] William A Howard. The formulae-as-types notion of construction. *To HB Curry: Essays on Combinatory Logic, Lambda Calculus and Formalism*, 1980. 2
- [11] Mark Chen, Jerry Tworek, Heewoo Jun, Qiming Yuan, Henrique Ponde de Oliveira Pinto, Jared Kaplan, Harri Edwards, Yuri Burda, Nicholas Joseph, Greg Brockman, et al. Evaluating large language models trained on code. *arXiv preprint arXiv:2107.03374*, 2021. 2
- [12] Ziwei Ji, Nayeon Lee, Rita Frieske, Tiezheng Yu, Dan Su, Yan Xu, Etsuko Ishii, Ye Jin Bang, Andrea Madotto, and Pascale Fung. Survey of hallucination in natural language generation. *ACM Computing Surveys*, 55(12):1–38, 2023. 2
- [13] Timo Schick, Jane Dwivedi-Yu, Roberto Dessi, Roberta Raileanu, Maria Lomeli, Luke Zettlemoyer, Nicola Cancedda, and Thomas Scialom. Toolformer: Language models can teach themselves to use tools. *arXiv preprint arXiv:2302.04761*, 2023. 2
- [14] Stanislas Polu and Ilya Sutskever. Generative language modeling for automated theorem proving. *arXiv preprint arXiv:2009.03393*, 2020. 2, 4, 8
- [15] Albert Qiaochu Jiang, Wenda Li, Jesse Michael Han, and Yuhuai Wu. LISA: Language models of ISAbelle proofs. In *Conference on Artificial Intelligence and Theorem Proving (AITP)*, 2021. 4
- [16] Jesse Michael Han, Jason Rute, Yuhuai Wu, Edward Ayers, and Stanislas Polu. Proof artifact co-training for theorem proving with language models. In *International Conference on Learning Representations (ICLR)*, 2022. 4, 6, 7, 8, 9, 19, 20, 26, 36
- [17] Guillaume Lample, Timothee Lacroix, Marie-Anne Lachaux, Aurelien Rodriguez, Amaury Hayat, Thibaut Lavril, Gabriel Ebner, and Xavier Martinet. HyperTree proof search for neural theorem proving. In *Neural Information Processing Systems (NeurIPS)*, 2022. 2, 4, 8, 9, 26, 36
- [18] Albert Qiaochu Jiang, Wenda Li, Szymon Tworkowski, Konrad Czechowski, Tomasz Odrzygóźdź, Piotr Miłoś, Yuhuai Wu, and Mateja Jamnik. Thor: Wielding hammers to integrate language models and automated theorem provers. In *Neural Information Processing Systems (NeurIPS)*, 2022. 4, 7, 26
- [19] Stanislas Polu, Jesse Michael Han, Kunhao Zheng, Mantas Baksys, Igor Babuschkin, and Ilya Sutskever. Formal mathematics statement curriculum learning. In *International Conference on Learning Representations (ICLR)*, 2023. 2, 3, 4, 7, 8, 9, 18, 19, 20, 26, 36

- [20] Emily First, Markus N Rabe, Talia Ringer, and Yuriy Brun. Baldur: Whole-proof generation and repair with large language models. *arXiv preprint arXiv:2303.04910*, 2023. 8, 35
- [21] Haiming Wang, Ye Yuan, Zhengying Liu, Jianhao Shen, Yichun Yin, Jing Xiong, Enze Xie, Han Shi, Yujun Li, Lin Li, et al. DT-Solver: Automated theorem proving with dynamic-tree sampling guided by proof-level value function. In *Annual Meeting of the Association for Computational Linguistics (ACL)*, 2023. 2, 4
- [22] Greg Brockman, Vicki Cheung, Ludwig Pettersson, Jonas Schneider, John Schulman, Jie Tang, and Wojciech Zaremba. OpenAI Gym. *arXiv preprint arXiv:1606.01540*, 2016. 2, 7
- [23] Josef Urban. MPTP—motivation, implementation, first experiments. *Journal of Automated Reasoning*, 33:319–339, 2004. 3, 4
- [24] Geoffrey Irving, Christian Szegedy, Alexander A Alemi, Niklas Eén, François Chollet, and Josef Urban. DeepMath—deep sequence models for premise selection. In *Neural Information Processing Systems (NeurIPS)*, 2016. 3, 4
- [25] The mathlib Community. The Lean mathematical library. In *Proceedings of the 9th ACM SIGPLAN International Conference on Certified Programs and Proofs, CPP 2020*, pages 367–381, New York, NY, USA, 2020. Association for Computing Machinery. ISBN 9781450370974. doi: 10.1145/3372885.3373824. URL <https://doi.org/10.1145/3372885.3373824>. 3
- [26] Vladimir Karpukhin, Barlas Oguz, Sewon Min, Patrick Lewis, Ledell Wu, Sergey Edunov, Danqi Chen, and Wen-tau Yih. Dense passage retrieval for open-domain question answering. In *Conference on Empirical Methods in Natural Language Processing (EMNLP)*, 2020. 3, 7, 33
- [27] OpenAI. GPT-4 technical report. *arXiv preprint arXiv:2303.08774*, 2023. 3, 24, 32
- [28] Kunhao Zheng, Jesse Michael Han, and Stanislas Polu. MiniF2F: a cross-system benchmark for formal olympiad-level mathematics. In *International Conference on Learning Representations (ICLR)*, 2022. 3, 4, 7, 8, 9, 26, 27
- [29] Zhangir Azerbayev, Bartosz Piotrowski, Hailey Schoelkopf, Edward W Ayers, Dragomir Radev, and Jeremy Avigad. ProofNet: Autoformalizing and formally proving undergraduate-level mathematics. *arXiv preprint arXiv:2302.12433*, 2023. 3, 4, 9, 26, 28, 29
- [30] Alan JA Robinson and Andrei Voronkov. *Handbook of automated reasoning*, volume 1. 2001. 4
- [31] Laura Kovács and Andrei Voronkov. First-order theorem proving and vampire. In *International Conference on Computer Aided Verification (CAV)*, 2013. 4
- [32] Sarah Loos, Geoffrey Irving, Christian Szegedy, and Cezary Kaliszyk. Deep network guided proof search. *arXiv preprint arXiv:1701.06972*, 2017. 4
- [33] James P Bridge, Sean B Holden, and Lawrence C Paulson. Machine learning for first-order theorem proving: learning to select a good heuristic. *Journal of Automated Reasoning*, 53:141–172, 2014. 4
- [34] Thibault Gauthier, Cezary Kaliszyk, Josef Urban, Ramana Kumar, and Michael Norrish. TacticToe: learning to prove with tactics. *Journal of Automated Reasoning*, 65:257–286, 2021. 4
- [35] Aditya Paliwal, Sarah Loos, Markus Rabe, Kshitij Bansal, and Christian Szegedy. Graph representations for higher-order logic and theorem proving. In *AAAI Conference on Artificial Intelligence*, 2020. 4
- [36] Kshitij Bansal, Christian Szegedy, Markus N Rabe, Sarah M Loos, and Viktor Toman. Learning to reason in large theories without imitation. *arXiv preprint arXiv:1905.10501*, 2019. 4
- [37] Minchao Wu, Michael Norrish, Christian Walder, and Amir Dezfouli. TacticZero: Learning to prove theorems from scratch with deep reinforcement learning. In *Neural Information Processing Systems (NeurIPS)*, 2021. 4
- [38] Mingzhe Wang and Jia Deng. Learning to prove theorems by learning to generate theorems. In *Neural Information Processing Systems (NeurIPS)*, 2020. 4, 36
- [39] Markus Norman Rabe, Dennis Lee, Kshitij Bansal, and Christian Szegedy. Mathematical reasoning via self-supervised skip-tree training. In *International Conference on Learning Representations (ICLR)*, 2021.

- [40] Yuhuai Wu, Markus N Rabe, Wenda Li, Jimmy Ba, Roger B Grosse, and Christian Szegedy. LIME: Learning inductive bias for primitives of mathematical reasoning. In *International Conference on Machine Learning (ICML)*, 2021. 4
- [41] Sascha Böhme and Tobias Nipkow. Sledgehammer: judgement day. In *International Joint Conference on Automated Reasoning (IJCAR)*, 2010. 4
- [42] Jasmin Christian Blanchette, Cezary Kaliszyk, Lawrence C Paulson, and Josef Urban. Hammering towards QED. *Journal of Formalized Reasoning*, 9(1):101–148, 2016.
- [43] Łukasz Czajka and Cezary Kaliszyk. Hammer for Coq: Automation for dependent type theory. *Journal of Automated Reasoning*, 2018. 4
- [44] Linting Xue, Aditya Barua, Noah Constant, Rami Al-Rfou, Sharan Narang, Mihir Kale, Adam Roberts, and Colin Raffel. ByT5: Towards a token-free future with pre-trained byte-to-byte models. *Transactions of the Association for Computational Linguistics (ACL)*, 10:291–306, 2022. 4, 8, 24, 32
- [45] Christian Szegedy, Markus Rabe, and Henryk Michalewski. Retrieval-augmented proof step synthesis. In *Conference on Artificial Intelligence and Theorem Proving (AITP)*, 2021. 4
- [46] Yuhuai Wu. Formal premise selection with language models. In *Conference on Artificial Intelligence and Theorem Proving (AITP)*, 2022. 4
- [47] Jesse Alama, Tom Heskes, Daniel Kühlwein, Evgeni Tsivtsivadze, and Josef Urban. Premise selection for mathematics by corpus analysis and kernel methods. *Journal of Automated Reasoning*, 52:191–213, 2014. 4
- [48] Bartosz Piotrowski, Ramon Fernández Mir, and Edward Ayers. Machine-learned premise selection for Lean. In *International Conference on Automated Reasoning with Analytic Tableaux and Related Methods (TABLEAUX)*, 2023. 4
- [49] Maciej Mikula, Szymon Antoniak, Szymon Tworkowski, Albert Qiaochu Jiang, Jin Peng Zhou, Christian Szegedy, Łukasz Kuciński, Piotr Miłoś, and Yuhuai Wu. Magnushammer: A transformer-based approach to premise selection. *arXiv preprint arXiv:2303.04488*, 2023. 4, 7
- [50] Eric Yeh, Briland Hitaj, Sam Owre, Maena Quemener, and Natarajan Shankar. CoProver: A recommender system for proof construction. *arXiv preprint arXiv:2304.10486*, 2023. 4
- [51] Daniel Huang, Prafulla Dhariwal, Dawn Song, and Ilya Sutskever. GamePad: A learning environment for theorem proving. In *International Conference on Learning Representations (ICLR)*, 2019. 4
- [52] Tom Reichel, R Henderson, Andrew Touchet, Andrew Gardner, and Talia Ringer. Proof repair infrastructure for supervised models: Building a large proof repair dataset. In *International Conference on Interactive Theorem Proving (ITP)*, 2023. 4
- [53] Wenda Li, Lei Yu, Yuhuai Wu, and Lawrence C Paulson. IsarStep: a benchmark for high-level mathematical reasoning. In *International Conference on Learning Representations (ICLR)*, 2021. 4
- [54] Kshitij Bansal, Sarah Loos, Markus Rabe, Christian Szegedy, and Stewart Wilcox. HOList: An environment for machine learning of higher order logic theorem proving. In *International Conference on Machine Learning (ICML)*, 2019. 4
- [55] Cezary Kaliszyk, François Chollet, and Christian Szegedy. HolStep: A machine learning dataset for higher-order logic theorem proving. In *International Conference on Learning Representations (ICLR)*, 2017. 4
- [56] Dan Hendrycks, Collin Burns, Saurav Kadavath, Akul Arora, Steven Basart, Eric Tang, Dawn Song, and Jacob Steinhardt. Measuring mathematical problem solving with the MATH dataset. In *Neural Information Processing Systems (NeurIPS), Datasets and Benchmarks Track*, 2021. 4
- [57] Aitor Lewkowycz, Anders Johan Andreassen, David Dohan, Ethan Dyer, Henryk Michalewski, Vinay Venkatesh Ramasesh, Ambrose Slone, Cem Anil, Imanol Schlag, Theo Gutman-Solo, et al. Solving quantitative reasoning problems with language models. In *Neural Information Processing Systems (NeurIPS)*, 2022. 8
- [58] Deborah Ferreira and André Freitas. Premise selection in natural language mathematical texts. In *Annual Meeting of the Association for Computational Linguistics (ACL)*, 2020.

- [59] Sean Welleck, Jiacheng Liu, Ronan Le Bras, Hannaneh Hajishirzi, Yejin Choi, and Kyunghyun Cho. NaturalProofs: Mathematical theorem proving in natural language. In *Neural Information Processing Systems (NeurIPS), Datasets and Benchmarks Track*, 2021.
- [60] Sean Welleck, Jiacheng Liu, Ximing Lu, Hannaneh Hajishirzi, and Yejin Choi. NaturalProver: Grounded mathematical proof generation with language models. In *Neural Information Processing Systems (NeurIPS)*, 2022.
- [61] Swaroop Mishra, Matthew Finlayson, Pan Lu, Leonard Tang, Sean Welleck, Chitta Baral, Tanmay Rajpurohit, Oyvind Tafjord, Ashish Sabharwal, Peter Clark, et al. Lila: A unified benchmark for mathematical reasoning. In *Conference on Empirical Methods in Natural Language Processing (EMNLP)*, 2022.
- [62] Pan Lu, Liang Qiu, Wenhao Yu, Sean Welleck, and Kai-Wei Chang. A survey of deep learning for mathematical reasoning. *arXiv preprint arXiv:2212.10535*, 2022.
- [63] Jordan Meadows and Andre Freitas. A survey in mathematical language processing. *arXiv preprint arXiv:2205.15231*, 2022. 4
- [64] Qingxiang Wang, Cezary Kaliszyk, and Josef Urban. First experiments with neural translation of informal to formal mathematics. In *Conferences on Intelligent Computer Mathematics (CICM)*, 2018. 4
- [65] Matthias Cosler, Christopher Hahn, Daniel Mendoza, Frederik Schmitt, and Caroline Trippel. nl2spec: Interactively translating unstructured natural language to temporal logics with large language models. *arXiv preprint arXiv:2303.04864*, 2023.
- [66] Jiayi Pan, Glen Chou, and Dmitry Berenson. Data-efficient learning of natural language to linear temporal logic translators for robot task specification. In *International Conference on Robotics and Automation (ICRA)*, 2023.
- [67] Christopher Hahn, Frederik Schmitt, Julia J Tillman, Niklas Metzger, Julian Siber, and Bernd Finkbeiner. Formal specifications from natural language. *arXiv preprint arXiv:2206.01962*, 2022.
- [68] Yuhuai Wu, Albert Qiaoju Jiang, Wenda Li, Markus Rabe, Charles Staats, Mateja Jamnik, and Christian Szegedy. Autoformalization with large language models. In *Neural Information Processing Systems (NeurIPS)*, 2022.
- [69] Albert Q Jiang, Sean Welleck, Jin Peng Zhou, Wenda Li, Jiacheng Liu, Mateja Jamnik, Timothée Lacroix, Yuhuai Wu, and Guillaume Lample. Draft, Sketch, and Prove: Guiding formal theorem provers with informal proofs. In *International Conference on Learning Representations (ICLR)*, 2023. 26
- [70] Xueliang Zhao, Wenda Li, and Lingpeng Kong. Decomposing the enigma: Subgoal-based demonstration learning for formal theorem proving. *arXiv preprint arXiv:2305.16366*, 2023. 26
- [71] Garrett Cunningham, Razvan C Bunescu, and David Juedes. Towards autoformalization of mathematics and code correctness: Experiments with elementary proofs. *arXiv preprint arXiv:2301.02195*, 2023.
- [72] Yongchao Chen, Rujul Gandhi, Yang Zhang, and Chuchu Fan. NL2TL: Transforming natural languages to temporal logics using large language models. *arXiv preprint arXiv:2305.07766*, 2023. 4
- [73] Urvashi Khandelwal, Omer Levy, Dan Jurafsky, Luke Zettlemoyer, and Mike Lewis. Generalization through memorization: Nearest neighbor language models. In *International Conference on Learning Representations (ICLR)*, 2020. 4
- [74] Kelvin Guu, Kenton Lee, Zora Tung, Panupong Pasupat, and Mingwei Chang. Retrieval augmented language model pre-training. In *International Conference on Machine Learning (ICML)*, 2020.
- [75] Patrick Lewis, Ethan Perez, Aleksandra Piktus, Fabio Petroni, Vladimir Karpukhin, Naman Goyal, Heinrich Küttler, Mike Lewis, Wen-tau Yih, Tim Rocktäschel, et al. Retrieval-augmented generation for knowledge-intensive NLP tasks. In *Neural Information Processing Systems (NeurIPS)*, 2020.
- [76] Sebastian Borgeaud, Arthur Mensch, Jordan Hoffmann, Trevor Cai, Eliza Rutherford, Katie Millican, George Bm Van Den Driessche, Jean-Baptiste Lespiau, Bogdan Damoc, Aidan Clark, et al. Improving language models by retrieving from trillions of tokens. In *International Conference on Machine Learning (ICML)*, 2022.
- [77] Zonglin Li, Ruiqi Guo, and Sanjiv Kumar. Decoupled context processing for context augmented language modeling. In *Neural Information Processing Systems (NeurIPS)*, 2022.

- [78] Zhengbao Jiang, Luyu Gao, Jun Araki, Haibo Ding, Zhiruo Wang, Jamie Callan, and Graham Neubig. Retrieval as attention: End-to-end learning of retrieval and reading within a single transformer. In *Conference on Empirical Methods in Natural Language Processing (EMNLP)*, 2022.
- [79] Yuhuai Wu, Markus Norman Rabe, DeLesley Hutchins, and Christian Szegedy. Memorizing transformers. In *International Conference on Learning Representations (ICLR)*, 2022.
- [80] Gautier Izacard, Patrick Lewis, Maria Lomeli, Lucas Hosseini, Fabio Petroni, Timo Schick, Jane Dwivedi-Yu, Armand Joulin, Sebastian Riedel, and Edouard Grave. Few-shot learning with retrieval augmented language models. *arXiv preprint arXiv:2208.03299*, 2022.
- [81] Zexuan Zhong, Tao Lei, and Danqi Chen. Training language models with memory augmentation. In *Conference on Empirical Methods in Natural Language Processing (EMNLP)*, 2022. 4
- [82] Shirley Anugrah Hayati, Raphael Olivier, Pravalika Avvaru, Pengcheng Yin, Anthony Tomasic, and Graham Neubig. Retrieval-based neural code generation. In *Conference on Empirical Methods in Natural Language Processing (EMNLP)*, 2018. 4
- [83] Md Rizwan Parvez, Wasi Ahmad, Saikat Chakraborty, Baishakhi Ray, and Kai-Wei Chang. Retrieval augmented code generation and summarization. In *Findings of the Association for Computational Linguistics: EMNLP*, 2021.
- [84] Shuai Lu, Nan Duan, Hojae Han, Daya Guo, Seung-won Hwang, and Alexey Svyatkovskiy. ReACC: A retrieval-augmented code completion framework. In *Annual Meeting of the Association for Computational Linguistics (ACL)*, 2022.
- [85] Shuyan Zhou, Uri Alon, Frank F Xu, Zhengbao Jiang, and Graham Neubig. DocPrompting: Generating code by retrieving the docs. In *International Conference on Learning Representations (ICLR)*, 2023.
- [86] Disha Shrivastava, Hugo Larochelle, and Daniel Tarlow. Repository-level prompt generation for large language models of code. *arXiv preprint arXiv:2206.12839*, 2022.
- [87] Fengji Zhang, Bei Chen, Yue Zhang, Jin Liu, Daoguang Zan, Yi Mao, Jian-Guang Lou, and Weizhu Chen. RepoCoder: Repository-level code completion through iterative retrieval and generation. *arXiv preprint arXiv:2303.12570*, 2023.
- [88] Yangruibo Ding, Zijian Wang, Wasi Uddin Ahmad, Murali Krishna Ramanathan, Ramesh Nallapati, Parminder Bhatia, Dan Roth, and Bing Xiang. CoCoMIC: Code completion by jointly modeling in-file and cross-file context. *arXiv preprint arXiv:2212.10007*, 2022. 4
- [89] David Thrane Christiansen. Functional programming in Lean, 2023. 4
- [90] Timnit Gebru, Jamie Morgenstern, Briana Vecchione, Jennifer Wortman Vaughan, Hanna Wallach, Hal Daumé Iii, and Kate Crawford. Datasheets for datasets. *Communications of the ACM*, 64(12):86–92, 2021. 6, 22
- [91] Jingtao Zhan, Jiaxin Mao, Yiqun Liu, Jiafeng Guo, Min Zhang, and Shaoping Ma. Optimizing dense retrieval model training with hard negatives. In *International ACM SIGIR Conference on Research and Development in Information Retrieval (SIGIR)*, 2021. 8
- [92] Jing Lu, Gustavo Hernandez Abrego, Ji Ma, Jianmo Ni, and Yinfei Yang. Multi-stage training with improved negative contrast for neural passage retrieval. In *Conference on Empirical Methods in Natural Language Processing (EMNLP)*, 2021. 8
- [93] Hugo Touvron, Thibaut Lavril, Gautier Izacard, Xavier Martinet, Marie-Anne Lachaux, Timothée Lacroix, Baptiste Rozière, Naman Goyal, Eric Hambro, Faisal Azhar, et al. LLaMA: Open and efficient foundation language models. *arXiv preprint arXiv:2302.13971*, 2023. 8
- [94] Raymond Li, Loubna Ben Allal, Yangtian Zi, Niklas Muennighoff, Denis Kocetkov, Chenghao Mou, Marc Marone, Christopher Akiki, Jia Li, Jenny Chim, et al. StarCoder: may the source be with you! *arXiv preprint arXiv:2305.06161*, 2023. 8, 32
- [95] Stephen Robertson, Hugo Zaragoza, et al. The probabilistic relevance framework: BM25 and beyond. *Foundations and Trends® in Information Retrieval*, 3(4):333–389, 2009. 8
- [96] Leonardo de Moura, Jeremy Avigad, Soonho Kong, and Cody Roux. Elaboration in dependent type theory. *arXiv preprint arXiv:1505.04324*, 2015. 18

- [97] Colin Raffel, Noam Shazeer, Adam Roberts, Katherine Lee, Sharan Narang, Michael Matena, Yanqi Zhou, Wei Li, and Peter J Liu. Exploring the limits of transfer learning with a unified text-to-text transformer. *The Journal of Machine Learning Research*, 21(1):5485–5551, 2020. 23
- [98] Jeff Rasley, Samyam Rajbhandari, Olatunji Ruwase, and Yuxiong He. DeepSpeed: System optimizations enable training deep learning models with over 100 billion parameters. In *International Conference on Knowledge Discovery and Data Mining (KDD)*, 2020. 24
- [99] Ilya Loshchilov and Frank Hutter. Decoupled weight decay regularization. In *International Conference on Learning Representations (ICLR)*, 2019. 24
- [100] Mathlib Community. Mathport: A tool for porting Lean 3 projects to Lean 4. URL <https://github.com/leanprover-community/mathport>. 27
- [101] OpenAI. ChatGPT plugins. <https://openai.com/blog/chatgpt-plugins>, 2023. URL <https://openai.com/blog/chatgpt-plugins>. 29
- [102] Shunyu Yao, Dian Yu, Jeffrey Zhao, Izhak Shafran, Thomas L. Griffiths, Yuan Cao, and Karthik Narasimhan. Tree of thoughts: Deliberate problem solving with large language models. *arXiv preprint arXiv:2305.10601*, 2023. 31, 33
- [103] Erik Nijkamp, Bo Pang, Hiroaki Hayashi, Lifu Tu, Huan Wang, Yingbo Zhou, Silvio Savarese, and Caiming Xiong. CodeGen: An open large language model for code with multi-turn program synthesis. *arXiv preprint arXiv:2203.13474*, 2022. 32
- [104] Qinkai Zheng, Xiao Xia, Xu Zou, Yuxiao Dong, Shan Wang, Yufei Xue, Zihan Wang, Lei Shen, Andi Wang, Yang Li, et al. CodeGeeX: A pre-trained model for code generation with multilingual evaluations on HumanEval-X. *arXiv preprint arXiv:2303.17568*, 2023. 32
- [105] Lili Yu, Dániel Simig, Colin Flaherty, Armen Aghajanyan, Luke Zettlemoyer, and Mike Lewis. MegaByte: Predicting million-byte sequences with multiscale transformers. *arXiv preprint arXiv:2305.07185*, 2023. 32
- [106] Gautier Izacard and Édouard Grave. Leveraging passage retrieval with generative models for open domain question answering. In *European Chapter of the Association for Computational Linguistics (EACL)*, 2021. 33
- [107] Yi Tay, Vinh Tran, Mostafa Dehghani, Jianmo Ni, Dara Bahri, Harsh Mehta, Zhen Qin, Kai Hui, Zhe Zhao, Jai Gupta, et al. Transformer memory as a differentiable search index. In *Neural Information Processing Systems (NeurIPS)*, 2022. 34
- [108] Michele Bevilacqua, Giuseppe Ottaviano, Patrick Lewis, Scott Yih, Sebastian Riedel, and Fabio Petroni. Autoregressive search engines: Generating substrings as document identifiers. 2022.
- [109] Ronak Pradeep, Kai Hui, Jai Gupta, Adam D Lelkes, Honglei Zhuang, Jimmy Lin, Donald Metzler, and Vinh Q Tran. How does generative retrieval scale to millions of passages? *arXiv preprint arXiv:2305.11841*, 2023. 34
- [110] Norman Megill and David A Wheeler. *Metamath: a computer language for mathematical proofs*. Lulu.com, 2019. 36



## Appendix

<b>A LeanDojo Technical Details</b>	<b>18</b>
A.1 Extracting Premise Information from Lean’s Elaborator . . . . .	18
A.2 Reliable Interaction with Lean . . . . .	18
A.3 Comparison with Existing Tools for Learning-Based Theorem Proving in Lean . . . . .	19
<b>B LeanDojo Benchmark</b>	<b>20</b>
B.1 Dataset Format . . . . .	20
B.2 Datasheet . . . . .	22
B.3 Data Hosting, Licensing, and Maintenance . . . . .	23
<b>C Experiments</b>	<b>23</b>
C.1 Details and Hyperparameters . . . . .	23
C.2 The GPT-4 Baseline . . . . .	24
C.3 Justifications for Not Comparing with Existing LLM-Based Provers . . . . .	26
C.4 Evaluation on MiniF2F and ProofNet . . . . .	26
<b>D LeanDojo for Lean 4</b>	<b>27</b>
<b>E ChatGPT Plugin for Theorem Proving</b>	<b>29</b>
<b>F Limitations and Future Work</b>	<b>32</b>

## A LeanDojo Technical Details

We provide more information on how LeanDojo extracts data from and interacts with Lean.<sup>9</sup> For further details, please check our open-source implementation.

### A.1 Extracting Premise Information from Lean’s Elaborator

“Premises” in this paper belong to a category of Lean expressions called “constants.” In Lean, definitions of constants are grouped into nested, hierarchical namespaces. Therefore, each premise has a unique fully-qualified name. For example, `mod_self` in Fig. 2 is defined in the namespace `nat`; therefore, its fully qualified name is `nat.mod_self`. However, it would be too verbose if premises had to be referred to using full names. In practice, tactics often refer to premises using short names such as `mod_self`. In case multiple premises share the same short name, Lean automatically infers the correct one from the context through a process called “name resolution”. LeanDojo is able to trace the input/output of Lean’s name resolution and thereby extract accurate premise information for training the retriever.

Name resolution in Lean is implemented in a process called “elaboration,” which happens after parsing but before the parsed expressions are checked by Lean’s trusted kernel. Elaboration takes as input user-entered expressions (called “pre-expressions”) that are concise, partially specified, and potentially ambiguous. It turns them into complete expressions ready to be checked by the kernel. This is realized by inferring not only full names but also missing types, implicit arguments, overloading, type coercion, etc. Please refer to de Moura et al. [96] for details on Lean’s elaboration process. In LeanDojo, we modify Lean’s internal implementation, intercepting the elaborator to record its input/output:

- *Pre-expression*: The input to Lean’s elaborator, including where premises are used in proofs.
- *Expression*: The output of the elaborator, including the premise’s full name and where it is defined.

Locations are spans in the source code, specified by the file name and the row/column numbers of its start/end. Our modification takes the form of a Git patch that LeanDojo can automatically apply to any version of Lean 3 after March 24, 2022.

### A.2 Reliable Interaction with Lean

Polu et al. [19] introduced `lean-gym`. To our knowledge, it is the only mature, open-source tool before LeanDojo for interacting with Lean programmatically. However, we found severe issues with `lean-gym`: About 21.1% of the correct, human-written proofs are misjudged as incorrect, leading to two problems: First, it underestimates the prover’s evaluation performance. Second, the results are too noisy as feedback signals for reinforcement learning.

After carefully analyzing `lean-gym`’s implementation, we identified the root cause of the problem. When proving a theorem, the environment used by `lean-gym` is subtly different from the original environment used by humans. Specifically, `lean-gym` fails to handle namespaces correctly (illustrated in Fig. A). As a result, name resolution fails unexpectedly when checking correct proofs.

For example, Fig. A compares the correct environment and the environment constructed by `lean-gym`. The theorem should be inside the namespace “`buffer`”. However, in `lean-gym`, it merely opens the namespace. These two scenarios are different when it comes to name resolution. Being inside a namespace instructs Lean to favor constants defined in that namespace, whereas opening a namespace does not have such an effect. In this example, the short name “`read`” is ambiguous: We have “`monad_reader.read`” defined in “`init/control/reader.lean`” and “`buffer.read`” defined in “`data/buffer.lean`”. In the correct environment, the “`read`” in “`unfold read`” resolves to “`buffer.read`”. Whereas in `lean-gym`’s environment, it incorrectly resolved to “`monad_reader.read`”. Lean complains that “`read`” is not an equational lemma, because it is referring to a wrong “`read`”. LeanDojo does not suffer from this kind of error since it uses a different mechanism for constructing the environment. Specifically, it wraps the interaction code as a Lean tactic, which is inserted into the proof. Therefore, the environment is guaranteed to be correct.

<sup>9</sup>“Lean” in our paper refers to Lean 3 by default. Lean 4 is not backward-compatible but is also supported by LeanDojo. Our Lean 4 results are in Appendix D.

We quantitatively compare lean-gym and LeanDojo on the number of proof checking errors. In this study, we use Lean v3.42.1 paired with mathlib version 6e5ca7d0097313e59f7533a42e3ea5197484c775 since they are supported by both tools. We use LeanDojo to extract all tactic-style proofs and enter them into both tools. These proofs are all correct, but lean-gym failed on 21.1% of them. In contrast, LeanDojo only failed on 1.4%, and its failures are a subset of lean-gym’s. We include this study in our open-source repo and document example proofs from the remaining 1.4% to provide transparency on LeanDojo’s limitations.<sup>10</sup>

<pre>import data.buffer universe u  namespace buffer  theorem my_read_eq_read' {a : Type u} [inhabited a] (b : buffer a) (i : nat) (h : i &lt; b.size) :   read b ⟨i, h⟩ = read' b i := begin   cases b,   unfold read,   unfold read',   simp [array.read_eq_read'] end  end buffer</pre>	<pre>import data.buffer universe u  open buffer  theorem my_read_eq_read' {a : Type u} [inhabited a] (b : buffer a) (i : nat) (h : i &lt; b.size) :   read b ⟨i, h⟩ = read' b i := begin   cases b,   unfold read,   unfold read',   simp [array.read_eq_read'] end</pre>
Correct environment	lean-gym’s environment

**ERROR: unfold tactic failed, `read` does not have equational lemmas nor is a projection**

Figure A: An example of correct proofs misjudged as incorrect by lean-gym, adapted from the theorem `read_eq_read'` in “data/buffer.lean” of Lean’s standard library. The error message is because lean-gym failed to resolve the short name “read” to the correct fully-qualified name. The Lean code in this figure is only for illustrative purposes. It does not reflect the implementation technique used by lean-gym to construct the environment. Instead of generating actual Lean code, lean-gym uses Lean’s metaprogramming APIs to construct the environment.

### A.3 Comparison with Existing Tools for Learning-Based Theorem Proving in Lean

To our knowledge, LeanStep [16]<sup>11</sup> and lean-gym [19] are the only published tools for learning-based theorem proving in Lean. There are a few unpublished prototypes, such as repl, lean-client-python, and lean-gym for Lean 4, none of which is mature enough or is under active development. Therefore, we only compare LeanDojo with LeanStep and lean-gym (summarized in Table A).

**Functionality.** LeanDojo supports both data extraction and interacting with Lean programmatically. In contrast, LeanStep is only for data extraction, and lean-gym is only for interacting with Lean. They are not actively maintained, so they do not support recent versions of mathlib (tested on August 11, 2023, using mathlib commit 19c869efa56bbb8b500f2724c0b77261edbf28c). Also, neither of them support Lean 4 (Appendix D). LeanDojo fully supports recent mathlib and Lean 4. Furthermore, LeanStep cannot extract premise information and is not applicable to repos other than mathlib. Last, LeanDojo comes with comprehensive documentation and unit tests, whereas other tools barely have any.

**Implementation details.** LeanStep and LeanDojo use different mechanisms to extract ASTs and proof trees. LeanStep implements an ad-hoc parser in Python for parsing Lean code into ASTs. It also intercepts Lean’s tactic system to insert logging code. Then the logs are used to reconstruct proof trees. This implementation is brittle and does not work for the current versions of Lean/mathlib. In contrast, LeanDojo relies on Lean’s built-in mechanisms for exporting ASTs and proof states (Lean `--ast --tsast --tspp`), which works robustly for recent Lean/mathlib. This mechanism was developed after LeanStep.

<sup>10</sup>[https://github.com/lean-dojo/LeanDojo/blob/main/tests/interaction/test\\_unexpected\\_errors.py](https://github.com/lean-dojo/LeanDojo/blob/main/tests/interaction/test_unexpected_errors.py)

<sup>11</sup>LeanStep is technically a dataset. We are referring to the `lean_proof_recording` tool for extracting it.

Regarding interaction with Lean, both `lean-gym` and `LeanDojo` rely on Lean’s metaprogramming APIs, and `LeanDojo` partially builds upon `lean-gym`’s code. However, `lean-gym` has a critical issue in that it misjudges many correct proofs as incorrect (Appendix A.2). The main reason is that `lean-gym` fails to distinguish two subtly different cases when constructing the proof environment: (1) opening a namespace; (2) being inside a namespace. `LeanDojo` does not suffer from this issue. Instead of operating as a standalone program in the IO monad, it wraps the interaction code into a special tactic, which is inserted into the correct location in the proof. Therefore, the interaction code is guaranteed to run in the same environment as the original human-written proof.

		LeanStep [16]	lean-gym [19]	LeanDojo (ours)
Data extraction	Premise information	✗	N/A	✓
	Lean 4 support	✗	N/A	✓
	Recent mathlib	✗	N/A	✓
	Repos other than mathlib	✗	N/A	✓
Interaction	Estimated errors	N/A	21.1%	1.4%
	Lean 4 support	N/A	✗	✓
	Recent mathlib	N/A	✗	✓
	Repos other than mathlib	N/A	✓	✓
Documentation & unit tests		✗	✗	✓

Table A: Comparing `LeanDojo` with existing tools for data extraction and interaction with Lean.

## B LeanDojo Benchmark

### B.1 Dataset Format

We describe the data format of `LeanDojo` Benchmark, which has the following directory structure:

```

/
├── corpus.jsonl ..... All premises defined in mathlib and Lean’s standard library
├── metadata.json ..... Metadata
├── licenses
│   ├── lean ..... Attribution to Lean’s Apache 2.0 license
│   └── mathlib ..... Attribution to mathlib’s Apache 2.0 license
├── README.md ..... Statement that LeanDojo Benchmark is released under CC BY 2.0
├── random ..... Theorems/proofs of the random split
│   ├── train.json ..... 94,734 theorems
│   ├── val.json ..... 2,000 theorems
│   └── test.json ..... 2,000 theorems
├── novel_premises ..... Theorems/proofs of the novel_premises split
│   ├── train.json ..... 94,734 theorems
│   ├── val.json ..... 2,000 theorems
│   └── test.json ..... 2,000 theorems

```

**Premise Definitions.** `corpus.jsonl` contains the definition of premises. It has 3,280 lines. Each line is in JSON format and corresponds to a Lean file. Below is an example for “`init/control/functor.lean`”, which directly imports three other files: “`init/core.lean`”, “`init/function.lean`”, and “`init/meta/name.lean`”. It defines two constants that can be used as premises: “`functor`” and “`functor.map_const_rev`”. For each premise, we have access to its full name, the source code, and its start/end location within the file.

```

"path": "_target/deps/lean/library/init/control/functor.lean",
"imports": [
  "_target/deps/lean/library/init/core.lean",
  "_target/deps/lean/library/init/function.lean",
  "_target/deps/lean/library/init/meta/name.lean"
],
"premises": [

```

```

{
  "full_name": "functor",
  "code": "class functor (f : Type u → Type v) : Type (max (
    u+1) v) :=\n(map : Π {α β : Type u}, (α → β) → f α →
    f β)\n(map_const : Π {α β : Type u}, α → f β → f α :=
    λ α β, map o const β)",
  "start": [11, 1],
  "end": [13, 70],
  "kind": "class"
},
{
  "full_name": "functor.map_const_rev",
  "code": "@[reducible] def functor.map_const_rev {f : Type u
    → Type v} [functor f] {α β : Type u} : f β → α → f α
    :=\nλ a b, b <$ a",
  "start": [18, 1],
  "end": [19, 14],
  "kind": "definition"
}
]

```

**Theorems and Tactics.** Theorems in LeanDojo Benchmark are split into training/validation/testing using two different strategies (Sec. 4). They are formatted in JSON, and below is an example corresponding to the theorem “`real.angle.to_real_pi_div_two`”. LeanDojo has recorded two tactics: “`split`” and “`linarith [pi_pos]`”. For each tactic, we have the proof states before/after it. The “`linarith [pi_pos]`” tactic illustrates how premises are recorded: They are annotated using HTML-like strings such as “`linarith [<a>pi_pos</a>]`”, followed by a “provenance list”. Each element in the list corresponds to a premise in the tactic.

```

"url": "https://github.com/leanprover-community/mathlib",
"commit": "19c869efa56bbb8b500f2724c0b77261edbf28c",
"file_path": "src/analysis/special_functions/trigonometric/
  angle.lean",
"full_name": "real.angle.to_real_pi_div_two",
"start": [512, 9],
"end": [513, 56],
"traced_tactics": [
  {
    "tactic": "split",
    "annotated_tactic": ["split", []],
    "state_before": "⊢ -π < π / 2 ∧ π / 2 ≤ π",
    "state_after": "2 goals\n⊢ -π < π / 2\n⊢ π / 2 ≤ π"
  },
  {
    "tactic": "linarith [pi_pos]",
    "annotated_tactic": [
      "linarith [<a>pi_pos</a>]",
      [
        {
          "full_name": "real.pi_pos",
          "def_path": "src/analysis/special_functions/
            trigonometric/basic.lean",
          "def_pos": [122, 7],
        }
      ]
    ],
    "state_before": "⊢ -π < π / 2",
    "state_after": "no goals"
  }
]

```

Not all theorems have tactic-style proofs. For those without tactic-style proofs, concatenating the tactics does not lead to a complete proof of the original theorem. However, this is not an issue when using the data for theorem proving evaluation or for training tactic generators.

## B.2 Datasheet

We present a datasheet [90] for documentation and responsible usage of LeanDojo Benchmark.

### Motivation.

- *For what purpose was the dataset created?* It was created as a benchmark for learning-based theorem proving in Lean.
- *Who created the dataset (e.g., which team, research group) and on behalf of which entity (e.g., company, institution, organization)?* It was created by the authors of this paper.
- *Who funded the creation of the dataset?* See the acknowledgments in Sec. 7.

### Composition.

- *What do the instances that comprise the dataset represent (e.g., documents, photos, people, countries)?* The dataset consists of formal definitions, theorems, and proofs written in Lean [1].
- *How many instances are there in total (of each type, if appropriate)?* The dataset has 98,734 theorems and their proofs, as well as 130,262 premises defined in 3,384 files.
- *Does the dataset contain all possible instances or is it a sample (not necessarily random) of instances from a larger set?* The dataset contains all theorems/proofs that LeanDojo can extract from the commit 19c869efa56bbb8b500f2724c0b77261edbf28c of `mathlib` released on October 11, 2023.
- *What data does each instance consist of?* Theorems/proofs in the dataset are Lean code written by programmers and mathematicians.
- *Are relationships between individual instances made explicit?* Definitions in the dataset are linked to proofs using them as premises.
- *Are there recommended data splits?* Yes, we recommend two data splits: `random` and `novel_premises`. Please see Sec. 4 for details.
- *Are there any errors, sources of noise, or redundancies in the dataset?* ASTs extracted by LeanDojo contain a small number of errors due to potential flaws in Lean’s AST exporting mechanism. However, they do not have a tangible impact on our work.
- *Is the dataset self-contained, or does it link to or otherwise rely on external resources (e.g., websites, tweets, other datasets)?* The dataset is self-contained.
- *Does the dataset contain data that might be considered confidential (e.g., data that is protected by legal privilege or by doctor-patient confidentiality, data that includes the content of individuals’ non-public communications)?* No.
- *Does the dataset contain data that, if viewed directly, might be offensive, insulting, threatening, or might otherwise cause anxiety?* No.

### Collection Process.

- *How was the data associated with each instance acquired?* The data is directly observable by opening `mathlib` in VS Code with the Lean plugin. However, we had to instrument Lean to export the data programmatically.
- *What mechanisms or procedures were used to collect the data (e.g., hardware apparatuses or sensors, manual human curation, software programs, software APIs)?* The data was generated by building a Lean repo using our modified Lean and postprocessing the exported data.

- *Who was involved in the data collection process (e.g., students, crowd workers, contractors), and how were they compensated (e.g., how much were crowd workers paid)?* No manual effort was involved in the data collection process.
- *Over what timeframe was the data collected?* The final version of the dataset was generated in October 2023.

#### Uses.

- *Has the dataset been used for any tasks already?* We have used the dataset for training and evaluating machine learning models on the tasks of premise selection and theorem proving.
- *Is there a repository that links to any or all papers or systems that use the dataset?* Yes, <https://leandojo.org>.

#### Distribution.

- *Will the dataset be distributed to third parties outside of the entity (e.g., company, institution, organization) on behalf of which the dataset was created?* Yes, the dataset is publicly available on the Internet.
- *How will the dataset be distributed (e.g., tarball on website, API, GitHub)?* The dataset can be downloaded as a tarball.
- *Will the dataset be distributed under a copyright or other intellectual property (IP) license, and/or under applicable terms of use (ToU)?* The dataset is distributed under CC BY 2.0. The data generation code is distributed under the MIT license. The dataset was extracted from mathlib, which depends on lean. Both of them are distributed under the Apache 2.0 license. We include their licenses in the dataset as attribution (Appendix B.1).
- *Have any third parties imposed IP-based or other restrictions on the data associated with the instances?* No.
- *Do any export controls or other regulatory restrictions apply to the dataset or to individual instances?* No.

#### Maintenance.

- *Who will be supporting/hosting/maintaining the dataset?* The authors of this paper.
- *How can the owner/curator/manager of the dataset be contacted (e.g., email address)?* Please contact Kaiyu Yang at [kaiyuy@caltech.edu](mailto:kaiyuy@caltech.edu).
- *Is there an erratum?* No.
- *Will the dataset be updated (e.g., to correct labeling errors, add new instances, delete instances)?* Please check <https://leandojo.org> for any update.
- *If others want to extend/augment/build on/contribute to the dataset, is there a mechanism for them to do so?* Yes, they can use our data generation code, which is publicly available.

### B.3 Data Hosting, Licensing, and Maintenance

LeanDojo Benchmark is distributed under the CC BY 2.0 license. The data is hosted on [zenodo.org](https://zenodo.org) (a long-term data repository operated by CERN). The LeanDojo tool for data extraction and interaction with Lean is released at <https://github.com/lean-dojo/LeanDojo> under the MIT license. Our model checkpoints are hosted on Hugging Face Hub. LeanDojo’s documentation is hosted on Read the Docs at <https://leandojo.readthedocs.io>. LeanDojo’s website (<https://leandojo.org>) is the entry point for everything related to it, including any future updates or maintenance.

## C Experiments

### C.1 Details and Hyperparameters

The premise retriever and tactic generator in ReProver are initialized by the `google/byt5-small` checkpoint on Hugging Face. It is a T5-like [97] encoder-decoder Transformer that operates directly

on UTF-8 bytes without tokenization. We choose ByT5 [44] instead of T5 because Lean code makes extensive use of Unicode math symbols, which may cause problems to T5’s pretrained tokenizer. The retriever uses the encoder only, whereas the generator uses both the encoder and the decoder.

In training, we use one NVIDIA A100 GPU with 80GB of memory. The code is implemented in PyTorch and PyTorch Lightning, with bfloat16 mixed precision and DeepSpeed ZeRO Stage 2 [98]. Both the retriever and the generator are optimized using AdamW [99] with a batch size of 8. In the first 2,000 steps, the learning rate warms up linearly from 0 to the maximum value. Then it decays to 0 following a cosine schedule. The maximum learning rate is  $10^{-4}$  for the retriever and  $5 \times 10^{-4}$  for the generator. When training the retriever, we sample 3 negative premises for each example, including 1 in-file negative premise. When training the generator, we apply dropout to retrieved premises with a dropout rate of 0.5. Then, we truncate the generator’s input to 2,300 tokens.

During evaluation, the tactic generator is combined with best-first search to find proofs. At each search step, it produces 64 tactic candidates using beam search. Each tactic is associated with a log-likelihood score. In best-first search, we prioritize the states by the sum of log-likelihoods of tactics leading to that state.

## C.2 The GPT-4 Baseline

Now we describe the GPT-4 [27] baseline in Sec. 6. Similar to ReProver, it is a tactic generator combined with best-first search. However, the tactic generator is based on GPT-4’s capability to follow instructions in zero-shot. Specifically, given a proof state, we use the following prompt to instruct GPT-4 to produce a list of tactics, each paired with a confidence score:

### Prompt Template:

```
You are an expert in Lean3 theorem proofs. We are trying to solve the
Lean3 theorem ‘THEOREM_FULL_NAME’ from the mathlib file ‘FILE_PATH’.
The current tactic state is: ‘TACTIC_STATE’. Suggest exactly 35 unique
tactics to progress in solving ‘THEOREM_FULL_NAME’, along with their
confidence levels as a float between 0 and 1. Rank them in order of
effectiveness. Present the tactics and their confidence levels as comma-
separated tuples in this format: #(tactic_{1}, confidence_{1})#, #(tac-
tic_{2}, confidence_{2})#, ..., #(tactic_{35}, confidence_{35})#.
```

We adapted the prompt to a particular theorem and state by substituting the variables with the appropriate values. Given the inherent variability in GPT-4’s outputs, we requested 35 and filtered out invalid ones. We used a token length limit of 1,024 and kept all other API parameters at their default values. Below are a few example prompts and GPT-4’s responses:

### Example Prompt 1:

```
You are an expert in Lean3 theorem proofs. We are trying to solve the
Lean3 theorem ‘polynomial.chebyshev.aeval_U’ from the mathlib file
‘mathlib/src/analysis/special_functions/trigonometric/chebyshev.lean’.
The current tactic state is: ‘R : Type u_1, A : Type u_2, _inst_1
: comm_ring R, _inst_2 : comm_ring A, _inst_3 : algebra R A, x
: A, n : ℕ ⊢ ↑(aeval x) (chebyshev.U R n) = eval x (chebyshev.U A
n)’. Suggest exactly 35 unique tactics to progress in solving ‘polyno-
mial.chebyshev.aeval_U’, along with their confidence levels as a float
between 0 and 1. Rank them in order of effectiveness. Present the
tactics and their confidence levels as comma-separated tuples in this
format: #(tactic_{1}, confidence_{1})#, #(tactic_{2}, confidence_{2})#,
..., #(tactic_{35}, confidence_{35})#.
```



**Example Response 1:**

```

#(rw chebyshev.U, 0.9)#, #(simp only [chebyshev.U], 0.9)#, #(simp_rw
chebyshev.U, 0.8)#, #(apply aeval_add, 0.75)#, #(apply aeval_mul,
0.75)#, #(apply aeval_sub, 0.75)#, #(apply aeval_X, 0.7)#, #(ap-
ply aeval_C, 0.7)#, #(apply aeval_pow, 0.7)#, #(rw \u2190aeval_pow,
0.65)#, #(rw \u2190aeval_mul, 0.65)#, #(rw \u2190aeval_add, 0.65)#, #(rw
\u2190aeval_sub, 0.65)#, #(apply algebra_map_eq, 0.6)#, #(intro ae-
val_algebra_map_eq, 0.6)#, #(apply eval_map, 0.55)#, #(rw eval_map,
0.55)#, #(apply aeval_eq_eval, 0.55)#, #(rw_for_target aeval_eq_eval,
0.5)#, #(apply aeval_eq_eval', 0.5)#, #(rw_for_target aeval_eq_eval',
0.5)#, #(apply aeval_commutates, 0.45)#, #(rw aeval_commutates, 0.45)#, #(ap-
ply aeval_eq_of_is_scalar_tower, 0.4)#, #(rw is_scalar_tower.aeval_apply,
0.4)#, #(try_for 100 exact_mod_cast chebyshev.U_eq_refl, 0.35)#, #(simp
* at *, 0.3)#, #(simp int.coe_nat_ring_hom, 0.25)#, #(apply cheby-
shev.U_is_polynomial, 0.2)#, #(rw algebra_map_eq_of_ring_hom, 0.15)#,
#(unfold chebyshev.U, 0.1)#, #(congr, 0.05)#, #(change (chebyshev.U R
n).eval x = chebyshev.U A n, 0.05)#, #(change (\u21d1(aeval x) (cheby-
shev.U R n) = chebyshev.U A n), 0.05)#, #(apply_fun aeval x, 0.05)#,
#(apply_fun eval x, 0.05)#, #(simp context_md := reducible [], 0.01)#

```

**Example Prompt 2:**

You are an expert in Lean3 theorem proofs. We are trying to solve the Lean3 theorem 'euler\_sine.integral\_cos\_pow\_pos' from the mathlib file 'mathlib/src/analysis/special\_functions/trigonometric/euler\_sine\_prod.lean'. The current tactic state is: ' $n : \mathbb{N} \vdash 0 < \int (x : \mathbb{R}) \text{ in } 0.. \pi / 2, \cos x ^ n$ '. Suggest exactly 35 unique tactics to progress in solving 'euler\_sine.integral\_cos\_pow\_pos', along with their confidence levels as a float between 0 and 1. Rank them in order of effectiveness. Present the tactics and their confidence levels as comma-separated tuples in this format: #(tactic\_1, confidence\_1)#, #(tactic\_2, confidence\_2)#, ..., #(tactic\_35, confidence\_35)#.

**Example Response 2:**

```

#(exact integral_pos_of_antimono_increasing_on cos.pow_antimono_in-
creasing_on_cos_even_nreal, 0.99)#, #(apply integral_pos_of_antimono_
increasing_on, 0.95)#, #(interval_integrable_integral_pos, 0.90)#, #(ex-
act integral_pos_pre, 0.85)#, #(interval_integ_timedout, 0.80)#, #(in-
terval_integrable_pos, 0.75)#, #(exact integral_pos_of_nonneg_dint_val,
0.70)#, #(exact interval_integrable_pos_left, 0.65)#, #(exact inter-
val_integrable_pos_right, 0.60)#, #(exact integral_pos_of_nonneg_f,
0.55)#, #(rw integral_on_interval, 0.50)#, #(rw interval_integral_pos_
of_supporting, 0.45)#, #(rw integral_pos_of_interval_integrable_pos,
0.40)#, #(apply integral_pos_of_antimono_increasing_on_cos_even_nreal,
0.35)#, #(norm_cast apply_pos, 0.30)#, #(apply_pos_of_nonneg_pos,
0.25)#, #(rw interval_integral_pos_of_antimono, 0.20)#, #(use
cos_slow_mono_on_pos, 0.15)#, #(apply cos_slow_mono_on_pos, 0.10)#, #(ex-
act integral_pos_pre_cos_pow_even, 0.09)#, #(norm_cast apply_nonneg_pos,
0.08)#, #(rw integral_pos_of_monotone_integrable, 0.07)#, #(use
cos_pos_constant_sequence, 0.06)#, #(apply cos_pos_constant_sequence,
0.05)#, #(use integral_pos_of_ascending_sequence, 0.04)#,
#(apply integral_pos_of_ascending_sequence, 0.03)#, #(inter-
val_integral_pos_of_antimono_increasing_on_pos, 0.02)#, #(norm_cast
apply_pos_of_nonzero_pos, 0.01)#, #(apply_pos_of_nonzero_pos, 0.005)#,
#(rw integral_pos_of_nonneg_f_monotone, 0.001)#

```

Data contamination is possible. Our GPT-4 experiments were performed in 2023, but many theorems and proofs in the dataset have been publicly available on GitHub before GPT-4’s data cutoff date (September 2021).

### C.3 Justifications for Not Comparing with Existing LLM-Based Provers

In Table 2, we do not empirically compare ReProver with any existing LLM-based prover. Unfortunately, such a comparison is infeasible. Provers targeting different proof assistants are generally not comparable, so we focus the discussion on the three existing provers in Lean [16, 17, 19]. Most importantly, they are impossible to reproduce with reasonable effort, due to private code and pretraining data. Therefore, the only potential comparison is to evaluate ReProver under their experimental settings and compare with the numbers reported in their papers. However, that is also impractical for numerous reasons:

- The data is different. All existing methods used an outdated version of `mathlib` more than two years ago. We cannot use LeanDojo to extract data from this version. As mentioned in Sec. 4, LeanDojo only supports repos released after March 24, 2022. Also, we cannot use their dataset directly, since it does not contain premise information required by ReProver.
- Lample et al. [17] trained on a synthetic dataset named Equations, which is not publicly available.
- All existing methods co-train the tactic generator on auxiliary tasks from the PACT dataset [16]. Co-training increases the data/compute requirements by an order of magnitude, which cannot be afforded by us (or probably most academic labs). All existing methods were developed by researchers in the industry.
- Polu et al. [19] and Lample et al. [17] further finetuned their models on new proofs collected through online interaction with Lean, whereas our method is only trained on human-written proofs.
- The tool for interacting with Lean may impact the performance. Han et al. [16] and Polu et al. [19] used `lean-gym`, which has severe limitations (Appendix A.2). Lample et al. [17] developed their own private tool, which is not publicly available.

Most of these difficulties are due to the private nature of existing methods. By releasing our code and models, we take a major step in establishing accessible baselines for future work to build upon.

### C.4 Evaluation on MiniF2F and ProofNet

We evaluate our ReProver model on MiniF2F [28] and ProofNet [29] (Sec. 6) to test its capability in proving theorems outside its training data distribution. We use the same hyperparameters and evaluation setup as the previous experiments (Appendix C.1).

**MiniF2F.** We use the commit `5271ddec788677c815cf818a06f368ef6498a106` of Meta’s version of MiniF2F [17]. ReProver achieves a Pass@1 of 26.5% on the test set, which is competitive with state-of-the-art methods without reinforcement learning (25.9% in Polu et al. [19]). Moreover, ReProver can prove 33 theorems that currently do not have Lean proofs (examples in Fig. B). For the complete list of 33 new proofs, please see our pull request to MiniF2F.

There are caveats about quantitatively comparing ReProver with existing methods on MiniF2F. Many difficulties in Appendix C.3 still apply, e.g., different tools for interacting with Lean may impact the performance. Also, MiniF2F is a test-only dataset without training theorems, and existing methods focus on reinforcement learning (RL) to learn from proofs collected via online interaction with the proof assistant [17, 19]. In contrast, ReProver is trained via supervised learning on a static dataset, so we only compare with the non-RL baseline in existing methods (Polu et al. [19] achieves a Pass@1 of 25.9% without RL and 29.6% with RL). Furthermore, we do not compare with Lample et al. [17] due to differences in the evaluation metric. They use Pass@64, which requires running the prover on each theorem 64 times. We use Pass@1, and it already takes one day for a single evaluation on MiniF2F’s test set. Therefore, evaluating Pass@64 would be too computationally expensive for the resources we have access to. Finally, MiniF2F is available in multiple proof assistants [18, 69, 70]. Results across different proof assistants are not comparable, so we only compare with existing work in Lean.

**ProofNet.** We use the commit `e8645aa830ce17c33a8b8482a8195f0f97d6a74a` of ProofNet. ReProver can prove 48 out of 349 theorems, achieving a Pass@1 of 13.8%, which is the first reported

```

theorem mathd_numbertheory_237 :
  (∑ k in (finset.range 101), k) % 6 = 4 :=
begin
  rw [finset.sum_range_succ'],
  norm_num [finset.sum_range_succ],
end

theorem mathd_numbertheory_175 :
  (2^2010) % 10 = 4 :=
begin
  norm_num [pow_succ],
end

theorem mathd_numbertheory_293
  (n : ℕ)
  (h₀ : n ≤ 9)
  (h₁ : 11|20 * 100 + 10 * n + 7) :
  n = 5 :=
begin
  contrapose! h₁,
  norm_num [h₁],
  dec_trivial!,
end

theorem mathd_algebra_616
  (f g : ℝ → ℝ)
  (h₀ : ∀ x, f x = x^3 + 2 * x + 1)
  (h₁ : ∀ x, g x = x - 1) :
  f (g 1) = 1 :=
begin
  simp only [h₀, h₁, pow_one],
  ring,
end

```

Figure B: Examples of new proofs discovered by ReProver on MiniF2F [28].

theorem proving result on ProofNet. Moreover, 39 out of the 48 proved theorems do not have existing Lean proofs (examples in Fig. C), and 3 of them can only be proved with the help of premise retrieval (Fig. D). We have contributed the 39 new proofs to ProofNet, which helped them reveal and fix problems in the formalization of 7 theorems (details in our pull request).

## D LeanDojo for Lean 4

Lean 3 and Lean 4 are two incompatible major versions of Lean,<sup>12</sup> and both are widely used. Lean 3 was the latest stable version until recently (June 2023). Also, Lean 3 and Lean 4 have separate versions of mathlib. The Lean/mathlib community has recently finished porting theorems and proofs from mathlib 3 to mathlib 4 [100]. Therefore, Lean 3 will gradually become deprecated, and future Lean projects will be using Lean 4. Therefore, it is important for LeanDojo to support Lean 4.

Since Lean 4 is relatively new, we are not aware of any existing work on learning-based theorem proving in Lean 4. Furthermore, no existing tool is available for extracting data from Lean 4. LeanDojo fills in this gap and fully supports Lean 4. Given any repo in Lean 4, LeanDojo can extract

<sup>12</sup><https://leanprover.github.io/lean4/doc/lean3changes.html>

```

theorem exercise_2_3_2 {G : Type*} [group G] (a b : G) :
  ∃ g : G, b * a = g * a * b * g⁻¹ :=
begin
  exact ⟨b, by simp⟩,
end

theorem exercise_11_2_13 (a b : ℤ) :
  (of_int a : gaussian_int) | of_int b → a | b :=
begin
  contrapose,
  simp,
end

theorem exercise_1_1_17 {G : Type*} [group G] {x : G} {n : ℕ}
  (hxn: order_of x = n) :
  x⁻¹ = x ^ (n - 1 : ℤ) :=
begin
  rw zpow_sub_one,
  simp,
  rw [← hxn, pow_order_of_eq_one],
end

theorem exercise_3_1_22b {G : Type*} [group G] (I : Type*)
  (H : I → subgroup G) (hH : ∀ i : I, subgroup.normal (H i)) :
  subgroup.normal (⋂ (i : I), H i) :=
begin
  rw infi,
  rw ←set.image_univ,
  rw Inf_image,
  simp [hH],
  haveI := λ i, (H i).normal,
  split,
  intros x hx g,
  rw subgroup.mem_infi at hx ⊢,
  intro i,
  apply (hH i).conj_mem _ (hx i),
end

theorem exercise_3_4_5a {G : Type*} [group G]
  (H : subgroup G) [is_solvable G] : is_solvable H :=
begin
  apply_instance,
end

```

Figure C: Examples of new proofs discovered by ReProver on ProofNet [29].

data, including file dependencies, ASTs, proof states, tactics, and premise information. In addition, it enables the model to interact with Lean 4 through tactics, in the same way as Lean 3 (Sec. 4).

Similar to constructing the Lean 3 version of LeanDojo Benchmark, we extract data from the commit 3ce43c18f614b76e161f911b75a3e1ef641620ff of mathlib4 released on October 21, 2023. The resulting dataset is named LeanDojo Benchmark 4. It is released under the CC BY 2.0 license and hosted on zenodo.org with DOI “10.5281/zenodo.8040109”. LeanDojo Benchmark 4 consists of 102,514 theorems/proofs, 213,067 tactics, and 152,695 premises. We use 2,000 theorems for

```

theorem exercise_13_6_10 {K : Type*} [field K] [fintype K] :
  ∀ (x : K), x = -1 :=
begin
  exact finite_field.prod_univ_units_id_eq_neg_one,
end

theorem exercise_1_17
  (n : ℕ)
  (x y : euclidean_space ℝ (fin n)) -- R^n
  : ‖x + y‖^2 + ‖x - y‖^2 = 2*‖x‖^2 + 2*‖y‖^2 :=
begin
  rw [norm_add_sq_real, norm_sub_pow_two_real],
  ring,
end

theorem exercise_2_25 {K : Type*} [metric_space K] [compact_space K] :
  ∃ (B : set (set K)), set.countable B ∧ is_topological_basis B :=
begin
  rcases exists_countable_basis K with (B, hBc, hB),
  exact (B, hBc, hB.2),
end

```

Figure D: Three new proofs discovered by ReProver on ProofNet [29] that cannot be found by a baseline without premise retrieval. All of the three proofs rely on premises: “finite\_field.prod\_univ\_units\_id\_eq\_neg\_one”, “norm\_add\_sq\_real”, “norm\_sub\_pow\_two\_real”, and “exists\_countable\_basis”.

validation, 2,000 theorems for testing, and the rest for training. LeanDojo Benchmark 4 also has two different data splits: random and novel\_premises.

We use LeanDojo Benchmark 4 to train and evaluate our method. The model architectures and experimental details are the same as those in Sec. 6. Results on premise selection are in Table B, and results on theorem proving are in Table C.

Table B: Premise selection testing performance on LeanDojo Benchmark 4 (Lean 3 results in Table 1). We train and evaluate two models independently using different data splits (random and novel\_premises). R@k is the recall for the top k retrieved premises, and MRR is the mean reciprocal rank metric.

Method	random			novel_premises		
	R@1	R@10	MRR	R@1	R@10	MRR
Ours	12.8	34.7	0.29	9.8	32.1	0.24

Table C: Theorem proving Pass@1 (%) on the testing data of LeanDojo Benchmark 4 (Lean 3 results in Table 2).

Method	random	novel_premises
ReProver	<b>48.6</b>	<b>19.9</b>
W/o retrieval	44.5	16.2

## E ChatGPT Plugin for Theorem Proving

LeanDojo provides a general tool for interacting with Lean programmatically. As a demo of how it might bridge LLMs and theorem proving, we build a ChatGPT plugin [101] enabling ChatGPT to prove theorems by interacting with Lean through LeanDojo. Plugin developers can wrap any software

as a web service and describe its APIs to ChatGPT. Then, ChatGPT can automatically call the APIs and incorporate the results into the response to the user. Below is a summary of our API description corresponding to the interface in Sec. 4.

```
Title: Lean

Description: Plugin for proving user-specified theorems
automatically by interacting with Lean. The user enters
information of how to find a theorem (e.g., theorem name
and file path). Based on the user's input, ChatGPT first
initializes the proof search with the given theorem as the
initial state. Then, ChatGPT will first explain the choice
for the next tactic step using LaTeX and run that tactic
step to the state. If the current state is not promising,
ChatGPT can backtrack to previous states by decrementing
the "state_id" parameter. If applying tactics to the
current state specified by the "state_id" parameter returns
an error message, ChatGPT should explain the error, and if
repetitive errors occur, ChatGPT should decrement the "
state_id" parameter and try a different approach on a
previous state. The theorem is successfully proved if there
are no unsolved goals in the current state.

Endpoints:
  initialize_proof_search: Given the theorem name and file
  path of a Lean theorem, initialize the proof search.
  The response includes the initial state and its state
  ID.
  Args:
    theorem_name (string): The name of the target theorem
    to prove.
    theorem_file_path (string): The file path of the target
    theorem.

  run_tactic: Run a tactic on a state (specified by its state
  ID), assuming the proof search has been initialized
  and some state is available. The response is either the
  next state and its state ID or an error message, in
  which ChatGPT should explain the error and consider
  decrementing the "state_id".
  Args:
    state_id (string): The ID of the state on which to run
    the tactic.
    tactic (string): The tactic to run on a state (
    specified by its state ID), assuming the proof
    search has been initialized.
```

After exposing the APIs to ChatGPT, we can ask it to prove theorems by specifying the theorem's name and path in any public Lean repo on GitHub. Fig. E–L show an example with the GPT-3.5 version of ChatGPT. And Fig. M–O are the same example with the GPT-4 version. The captions provide detailed step-by-step explanations.

We highlight a few key strengths of ChatGPT observed in multiple examples we evaluated. First, unlike specialized methods for theorem proving (this paper and its prior works), ChatGPT interleaved informal mathematics with formal proof steps. This resembles how humans interact with proof assistants and opens up new avenues for integrating natural language and formal theorem proving. Second, ChatGPT demonstrated impressive capability in explaining error messages from Lean that are quite opaque even to humans. It was able to incorporate the error message to refine its proof strategy. Last, ChatGPT's behavior is more steerable than specialized provers. In Fig. E, we simply gave it the theorem to prove, but we could also provide more detailed instructions. For example, we

could say: “Please describe a high-level proof plan before trying any tactic.” This kind of steerability enables future research on prompt engineering for theorem proving, and we have already seen initial benefits in an ongoing work named Sagredo.<sup>13</sup>

However, these strengths by no means imply ChatGPT can already solve theorem proving. In fact, it failed to find a proof for most theorems we tried. Hallucination was common. In Fig. L, ChatGPT falsely asserted the theorem was proved, while we knew it was not, by looking at LeanDojo’s response. This demonstrates the value of theorem proving as a rigorous benchmark for addressing LLMs’ hallucination problem. Another key limitation of ChatGPT was its inability to search systematically in a large space. We frequently found it stuck to an unpromising path when the correct solution could be found by backtracking and exploring alternative paths. This behavior is consistent with the general observation that LLMs are weak at search and planning. Addressing this weakness is an active area of research [102].

We emphasize a few caveats about our study of theorem proving with ChatGPT. First, data contamination is likely. Many theorems we evaluated have been publicly available on GitHub before ChatGPT’s data cutoff date. Therefore, ChatGPT may have seen them in training. Second, our study is exploratory. A more detailed and quantitative study is needed to characterize ChatGPT’s capability in theorem proving. Such a study with ChatGPT plugins is challenging, as plugins currently only support interaction through the browser. Also, OpenAI has taken measures to block automated access by bots. Using humans may be an option, but that is beyond the scope of this paper.

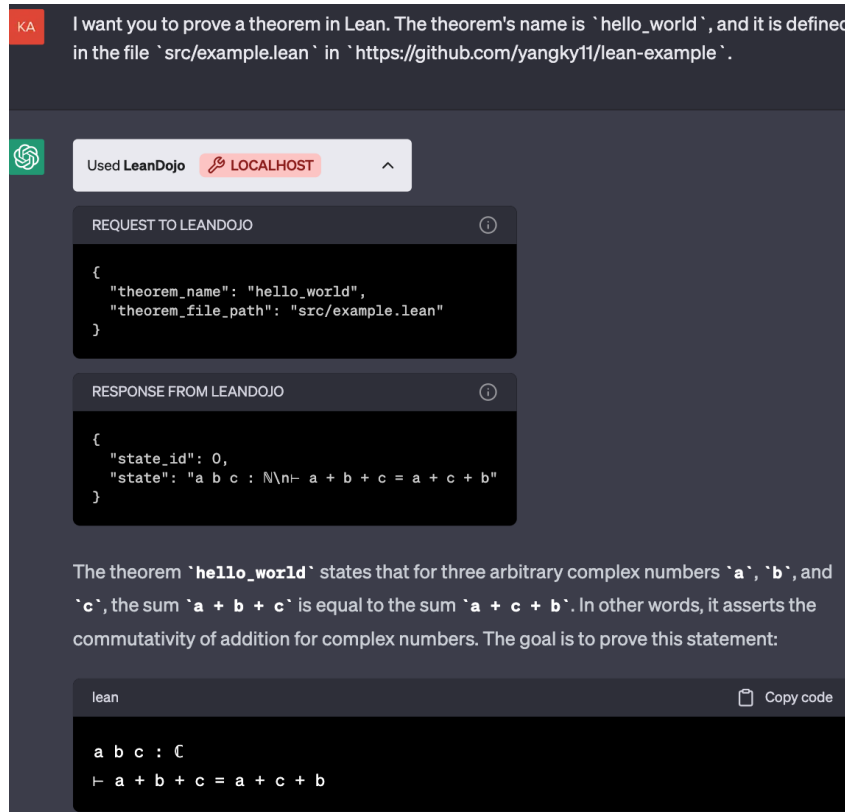


Figure E: (ChatGPT-3.5, 1/8) After receiving the theorem to prove, ChatGPT first called “initialize”, which returned the initial state. Then it tried to interpret the theorem in natural language. Note that it made a mistake here. The theorem was about natural numbers ( $\mathbb{N}$ ), not complex numbers ( $\mathbb{C}$ ).

<sup>13</sup><https://www.youtube.com/watch?v=CEwRMTOGpKo>

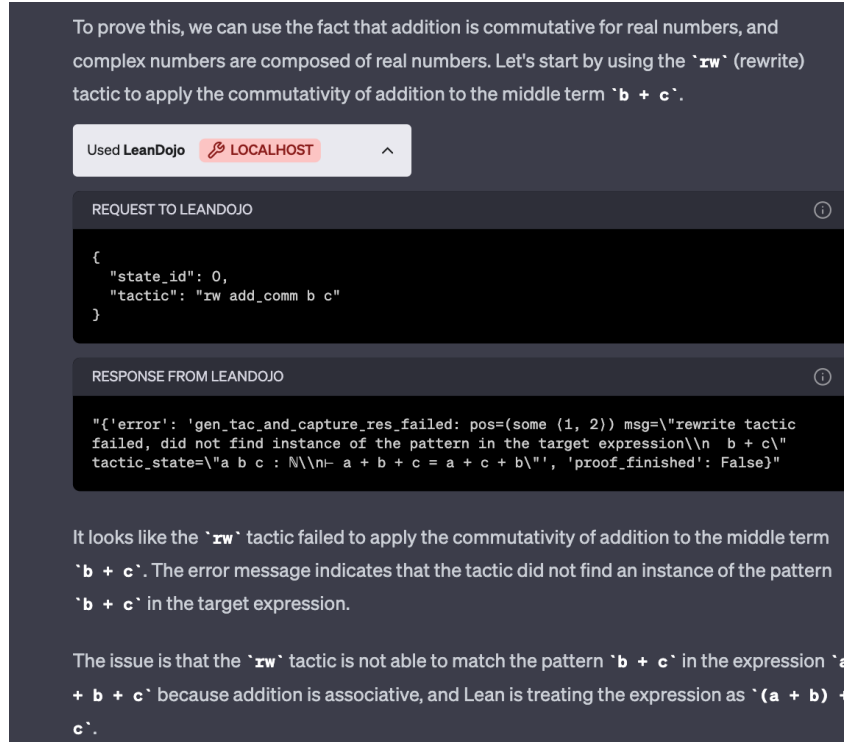


Figure F: (ChatGPT-3.5, 2/8) ChatGPT tried to rewrite the goal using the lemma “ $b + c = c + b$ ”. This was a reasonable but incorrect move. After receiving the error message from Lean, ChatGPT explained the error in natural language. Here the explanation is quite accurate, which is impressive given that the error message looks opaque to anyone not familiar with Lean.

## F Limitations and Future Work

Our work is one step toward unlocking the potential of LLMs for generating verifiable formal proofs, and we see abundant space for future exploration. A learning-based prover is a complex system consisting of multiple components: data extraction, interaction with proof assistants, model training, and proof search. While navigating the design space spanned by various components, we err on the side of simplicity and efficiency, instead of pushing performance to the limit. This helps us deliver a reliable, open, and accessible system, laying the foundation for further research. There are many directions in which the system can be improved, and we discuss a few of them here.<sup>14</sup>

**Stronger LLMs.** Our backbone model, ByT5 [44], was published in 2021 and has 299M parameters, which is not very large by today’s standard. Recently, there have been a plethora of open-source LLMs demonstrating strong capabilities in writing code, e.g., CodeGen [103], StarCoder [94], and CodeGeeX [104]. We are excited to see how they might impact theorem proving and, more generally, how far we can go by pushing the limit of the model/data scale.

ByT5’s tokenizer-free nature helps us sidestep the difficulty with pretrained tokenizers that may not work well for Lean’s Unicode-rich code. However, treating texts as raw bytes makes the sequence length much longer than necessary. Long sequences harm efficiency, as Transformers scale quadratically w.r.t. the sequence length, which may become a bigger problem when we further scale up the model. To solve the issue, it might be helpful to pretrain a customized tokenizer or adopt more advanced tokenizer-free models such as MegaByte [105].

Our ReProver model is based on the pretraining-finetuning paradigm. Recent work on instruction-following LLMs such as GPT-4 [27] has led to successes in many applications by prompting the model without any finetuning. Our preliminary results show that GPT-4 and ChatGPT (Appendix C.2

<sup>14</sup>Additional limitations: <https://leandojo.readthedocs.io/en/latest/limitations.html>



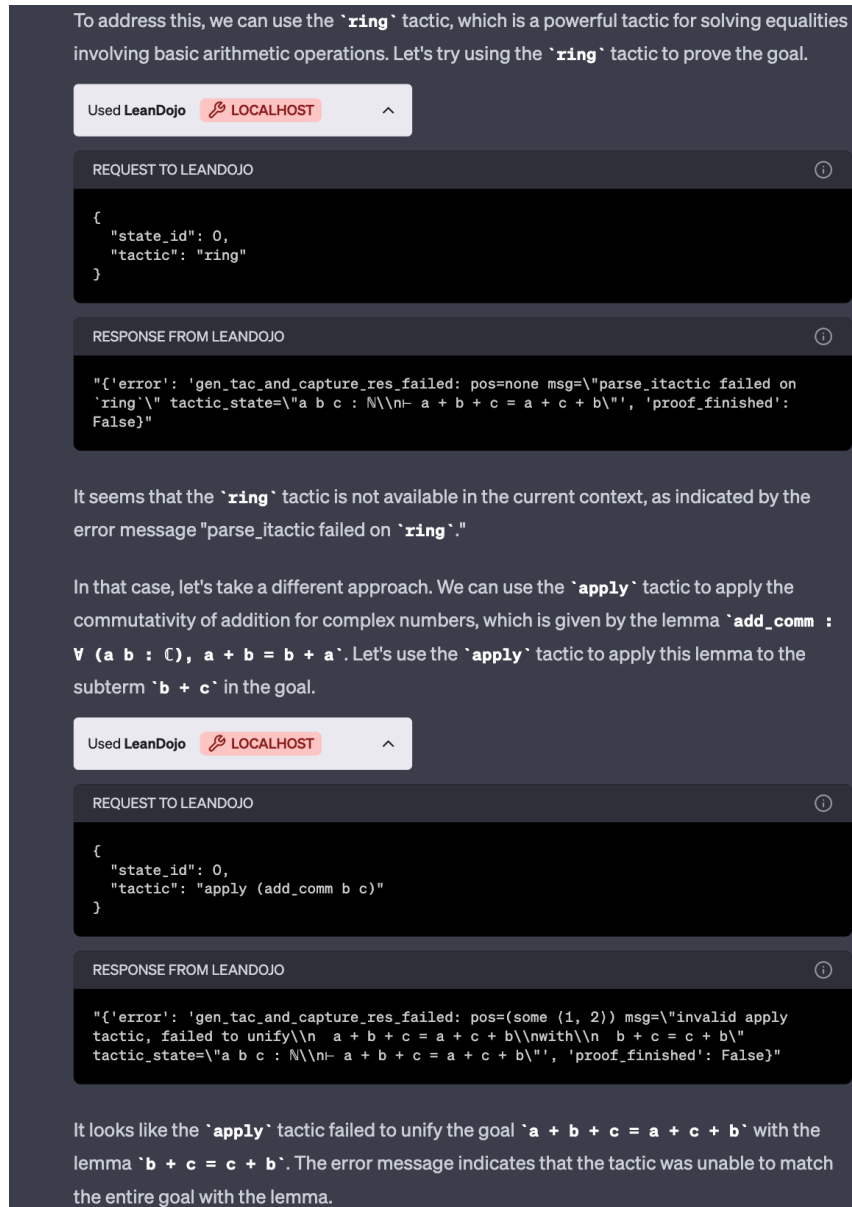


Figure G: (ChatGPT-3.5, 3/8) Then it tried to prove the theorem using “ring”. This was another good move. The `ring` tactic can prove this theorem, but Lean could not find it since it was not imported into the current file. Again, ChatGPT was able to interpret the error message correctly and concluded that `ring` was not available. Next, it tried another tactic but failed again.

and E) cannot solve theorem proving out of the box and are currently far behind finetuned models. However, the way we prompt these models is quite naive, and better strategies, such as Tree of Thoughts [102], may lead to further improvements. We consider theorem proving as a promising task for studying LLMs’ capabilities in planning and search.

**Improving Premise Retrieval.** ReProver uses DPR [26] to retrieve premises and fuses them with the current proof state by concatenation. This architecture is simple and effective but does not scale to a large number of retrieved premises. With a length limit of 2,300 tokens, we can fit only 10–15 premises into the input of the tactic generator. To mitigate the problem, we may need an architecture that fuses the retrieved premises in the hidden space, e.g., Fusion-in-Decoder [106].

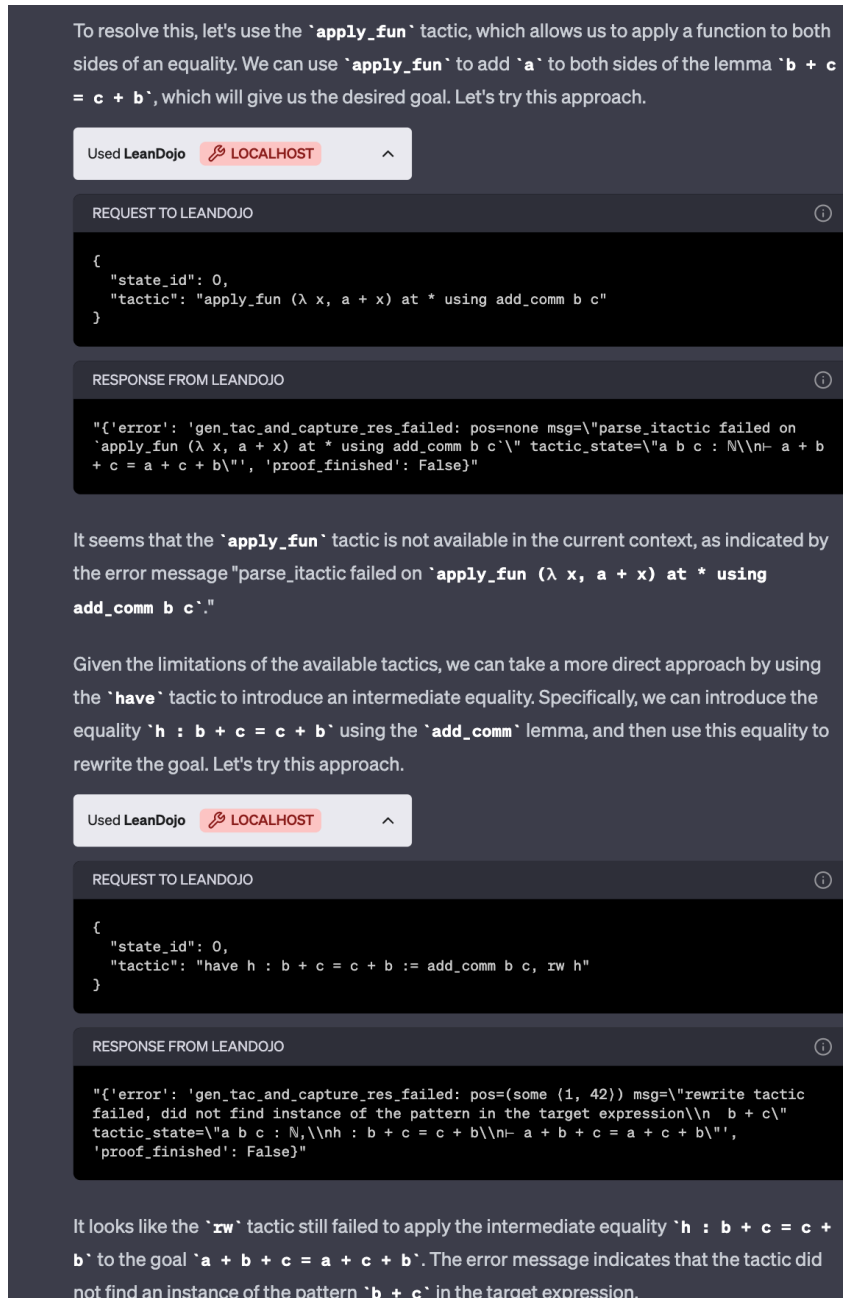


Figure H: (ChatGPT-3.5, 4/8) ChatGPT made another two failed attempts. Here, the second attempt had the same problem as in Fig. E (“+” is left associative).

In addition, one can also switch from DPR to radically different retrieval architectures. For example, generative retrieval [107–109] is a recent class of models performing retrieval by directly predicting the document IDs, which could be the premise names in our task.

**Limitations of Imitating Human-Written Proofs.** Human-written proofs extracted by LeanDojo provide valuable data for training the prover. However, we have also observed limitations of using them as the sole training target:

First, they are relatively scarce for today’s data-hungry LLMs. LeanDojo Benchmark has 98,734 proofs, covering a large portion of available data in Lean (as of October 2023). The number of proofs

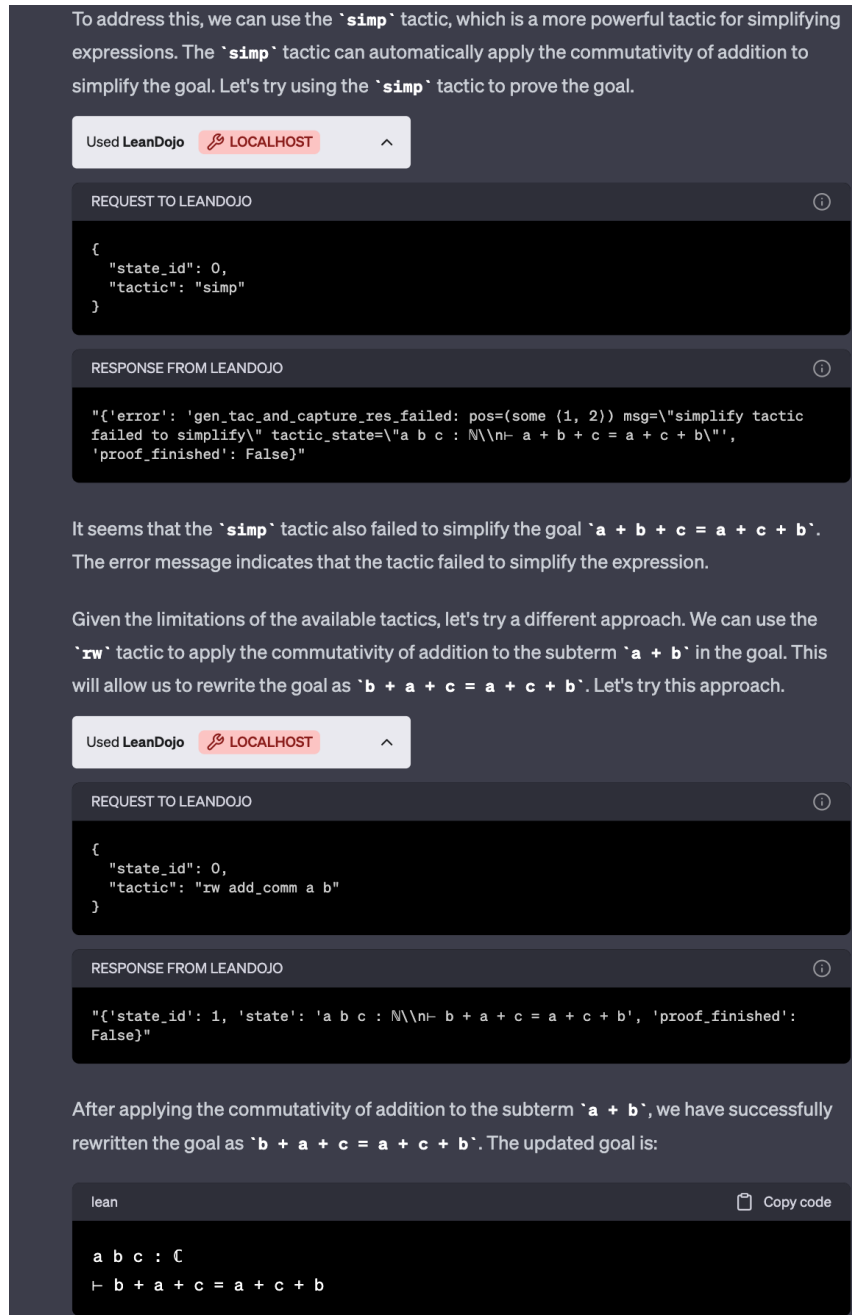


Figure I: (ChatGPT-3.5, 5/8) ChatGPT tried to simplify the goal using the `simp` tactic but failed. Then it tried the `rw add_comm a b` tactic, which successfully rewrote the goal from “`a + b + c = a + c + b`” to “`b + a + c = a + c + b`”.

in other proof assistants has the same order of magnitude (tens or hundreds of thousands). Due to limited data, we cannot constantly improve the performance simply by scaling up the model size. Second, theorem proving in proof assistants is an interactive process, but the proof only captures the final successful trajectory. Without the intermediate history of trial and error, it can be quite opaque how final proofs are derived. Therefore, tactics in human-written proofs can be difficult for the model to learn from. Third, models trained on proofs in one project often struggle to generalize to theorems in new domains [9, 20], e.g., from `mathlib` to `MiniF2F` and `ProofNet` (Appendix C.4).

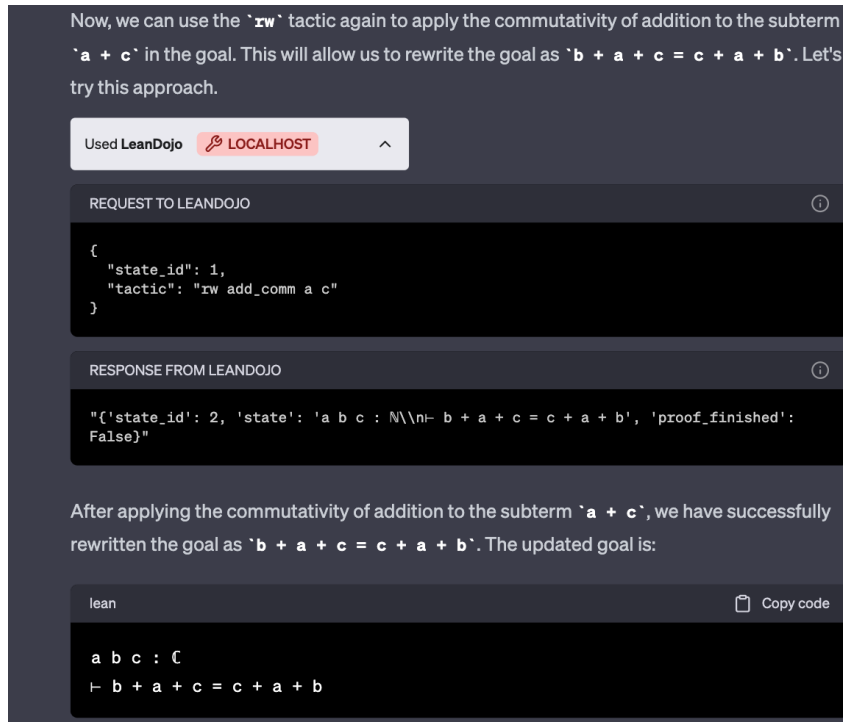


Figure J: (ChatGPT-3.5, 6/8) Then it successfully performed another rewrite from “ $b + a + c = a + c + b$ ” to “ $b + a + c = c + a + b$ ”.

To overcome these limitations, existing work has explored learning from auxiliary data or data collected via online interaction with the proof assistant. For example, Proof Artifact Co-Training (PACT) co-trains the tactic generator on nine auxiliary tasks, such as predicting types and theorem names [16]. MetaGen [38] trains a neural network to generate synthetic theorems/proofs as training data in the Metamath proof assistant [110]. Polu et al. [19] and Lample et al. [17] improve the prover by training it on successful proofs found by itself. Incorporating these techniques into our system may lead to substantial improvements.

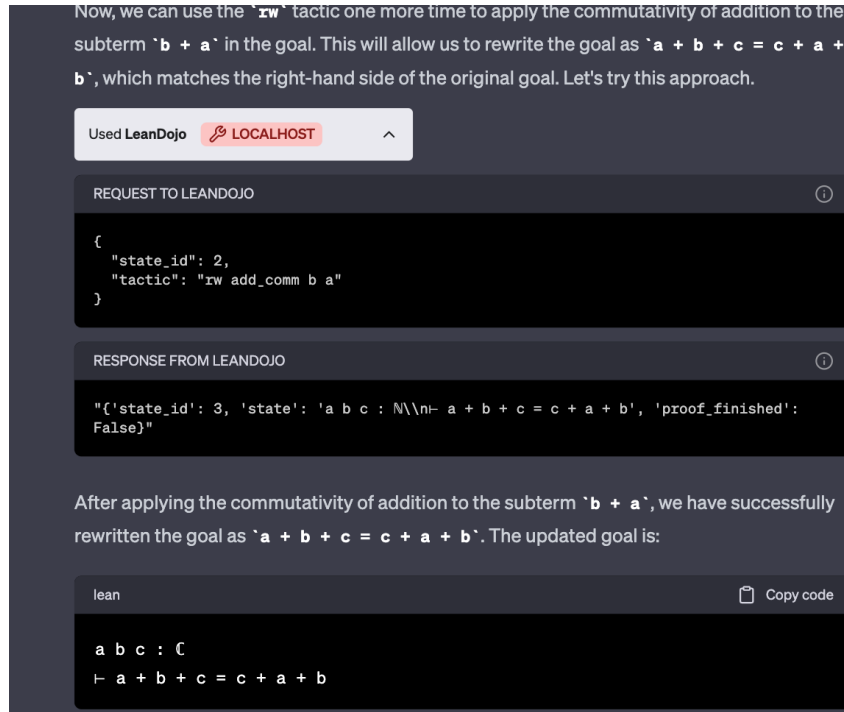


Figure K: (ChatGPT-3.5, 7/8) Another rewrite tactic, transforming the goal to “ $a + b + c = c + a + b$ ”.

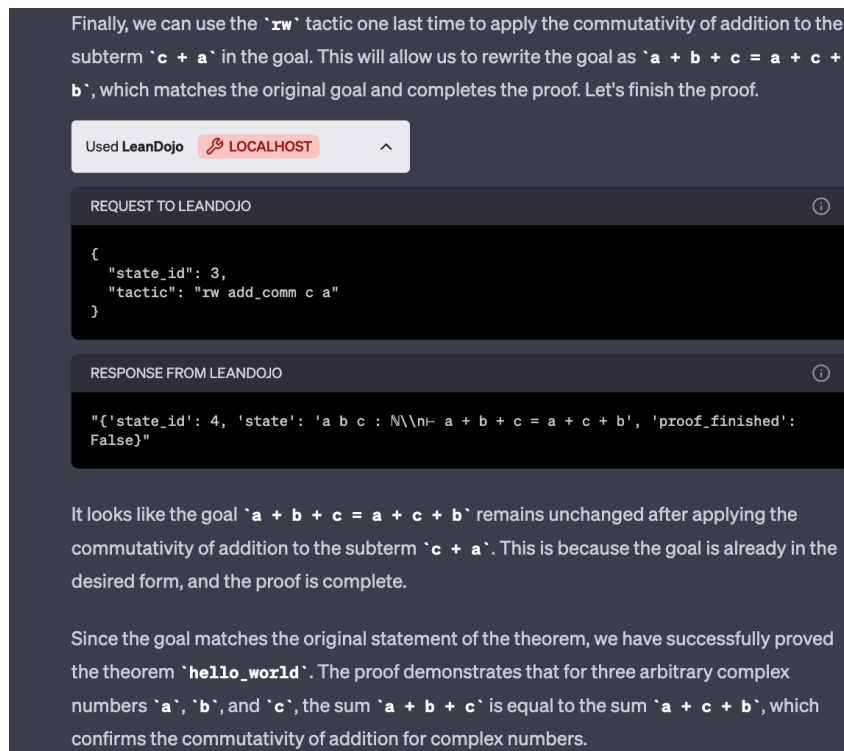


Figure L: (ChatGPT-3.5, 8/8) It performed one last rewrite, which brought the goal back to the original goal “ $a + b + c = a + c + b$ ”. At this point, ChatGPT went back to the starting point without making meaningful progress. However, it asserted that the theorem had been successfully proved, even though the response from LeanDojo clearly indicated “`proof_finished: False`”.

KA I want you to prove a theorem in Lean. The theorem's name is `hello\_world`, and it is defined in the file `src/example.lean` in `https://github.com/yangky11/lean-example`.

Used LeanDojo LOCALHOST ^

REQUEST TO LEANDOJO

```
{
  "theorem_name": "hello_world",
  "theorem_file_path": "src/example.lean"
}
```

RESPONSE FROM LEANDOJO

```
{
  "state_id": 0,
  "state": "a b c : ℕ\n- a + b + c = a + c + b"
}
```

The theorem `hello_world` is stated as follows:

For any three integers `a`, `b`, and `c`, the sum `a + b + c` is equal to the sum `a + c + b`.

In other words, it asserts the commutativity of addition for integers, which is a well-known property of integers. Let's start the proof. The first step is to apply the `rw` (rewrite) tactic with the `add_assoc` lemma, which states that `(a + b) + c = a + (b + c)`. This will allow us to rearrange the terms in the sum.

Used LeanDojo LOCALHOST ^

REQUEST TO LEANDOJO

```
{
  "state_id": 0,
  "tactic": "rw add_assoc"
}
```

RESPONSE FROM LEANDOJO

```
"{'state_id': 1, 'state': 'a b c : ℕ\n- a + (b + c) = a + c + b', 'proof_finished': False}"
```

After applying the `add_assoc` lemma, we have the new goal:

For any three integers `a`, `b`, and `c`, the sum `a + (b + c)` is equal to the sum `a + c + b`.

Figure M: (ChatGPT-4, 1/3) The same theorem using the GPT-4 version of ChatGPT. Despite a minor error when interpreting the theorem (natural numbers, not integers), it generated a sensible tactic, rewriting the goal to “`a + (b + c) = a + c + b`”.

The next step is to apply the `rw` (rewrite) tactic with the `add_comm` lemma, which states that `b + c = c + b`. This will allow us to swap the terms `b` and `c` in the sum.

Used LeanDojo LOCALHOST ^

REQUEST TO LEANDOJO

```
{
  "state_id": 1,
  "tactic": "rw add_comm b c"
}
```

RESPONSE FROM LEANDOJO

```
"{'state_id': 2, 'state': 'a b c : ℕ\\n- a + (c + b) = a + c + b', 'proof_finished': False}"
```

After applying the `add_comm` lemma, we have the new goal:

For any three integers `a`, `b`, and `c`, the sum `a + (c + b)` is equal to the sum `a + c + b`.

Figure N: (ChatGPT-4, 2/3) A good move, rewriting the goal to “ $a + (c + b) = a + c + b$ ”.

Now, we can see that the left-hand side and the right-hand side of the equation are identical. Therefore, we can finish the proof by applying the `refl` tactic, which asserts that any mathematical object is equal to itself.

```
Used LeanDojo LOCALHOST ^
```

```
REQUEST TO LEANDOJO
```

```
{
  "state_id": 2,
  "tactic": "refl"
}
```

```
RESPONSE FROM LEANDOJO
```

```
{'error': 'gen_tac_and_capture_res_failed: pos=(some (1, 2)) msg=\"invalid apply tactic, failed to unify\\n a + (c + b) = a + c + b\\nwith\\n ?m_2 = ?m_2\\n tactic_state=\\\"a b c : \\N\\n- a + (c + b) = a + c + b\\\"', 'proof_finished': False}'
```

It seems there was an error when trying to apply the `refl` tactic. This error occurred because the Lean prover expected the left-hand side and the right-hand side of the equation to be syntactically identical, but they are not due to the parentheses.

To resolve this, we can apply the `add_assoc` lemma again to remove the parentheses on the left-hand side. This will make the left-hand side and the right-hand side syntactically identical, allowing us to apply the `refl` tactic.

```
Used LeanDojo LOCALHOST ^
```

```
REQUEST TO LEANDOJO
```

```
{
  "state_id": 2,
  "tactic": "rw +add_assoc"
}
```

```
RESPONSE FROM LEANDOJO
```

```
{'proof_finished': True}'
```

After applying the `add_assoc` lemma again to remove the parentheses, we have:

For any three integers `a`, `b`, and `c`, the sum `a + c + b` is equal to the sum `a + c + b`.

Now, the left-hand side and the right-hand side of the equation are syntactically identical. Therefore, the theorem is proved. The proof is finished.

Figure O: (ChatGPT-4, 3/3) It tried the `refl` tactic but failed. `refl` requires the goal to be an equation whose both sides are identical up to trivial transformations. However, "`a + (c + b) = a + c + b`" is not trivial since "+" is left associative. ChatGPT was able to interpret this error accurately and finish the proof using the correct premise "add\_assoc".