

Recursive LMMSE-Based Iterative Soft Interference Cancellation for MIMO Systems to Save Computations and Memories

Hufei Zhu, Fuqin Deng*, Yikui Zhai*, Jiaming Zhong, and Yanyang Liang

Abstract—For the linear minimum mean square error (LMMSE)-based iterative soft interference cancellation (ISIC) detection process in Multiple-input multiple-output (MIMO) wireless communication systems, we give a reordered description based on the equivalent channel matrix and compare it with the hard decision (HD)-based ordered successive interference cancellation (OSIC) detection process for MIMO, to conclude that the former is the extension of the latter. Then the recursive scheme with speed advantage and memory saving for HD-OSIC is extended to propose that for LMMSE-ISIC, where the Hermitian inverse matrix and the uniform symbol estimate vector are applied to compute the LMMSE-ISIC estimate and the filtering bias, and are updated efficiently. Assume N transmitters and M ($\geq N$) receivers in the MIMO system. Compared to the existing low-complexity LMMSE-ISIC scheme, the proposed one requires $\frac{N}{4N+4M} \leq \frac{1}{8}$ computations and $\frac{N}{3N+2M} \leq \frac{1}{5}$ memory units in each iteration, and always achieve the same bit-error ratio (BER) performance in numerical experiments.

Index Terms—Linear minimum mean square error (LMMSE), iterative soft interference cancellation (ISIC), recursive scheme, Multiple-input multiple-output (MIMO), low complexity, speed advantage, memory saving.

I. INTRODUCTION

MULTIPLE-input multiple-output (MIMO) wireless communication systems exploit the extra spatial dimension in rich multi-path environments, to achieve very high spectral efficiency [1]. In the MIMO systems with M receive antennas and N ($\leq M$) signals transmitted simultaneously from N transmit antennas, the maximum-likelihood (ML) MIMO detectors [2]–[4] with optimum performance incur excessive computational complexity that increases exponentially with N . The relative simple vertical Bell Laboratories Layered Space-Time (V-BLAST) architecture [5] often adopts the hard decision (HD)-based ordered successive interference cancellation (OSIC) detector [3], to detect N transmit signals sequentially in the optimal order based on signal-to-noise ratio (SNR). The transmit signal with the highest SNR is detected through a linear zero-forcing (ZF) or minimum mean square error (MMSE) filtering vector, and then the hard decision of the detected symbol is applied to cancel the corresponding interference in the receive signal vector. The above procedure repeats with the next strongest signal among all the undetected signals, till all N signals are detected finally.

H. Zhu, F. Deng, Y. Zhai, J. Zhong, and Y. Liang are with the Faculty of Intelligent Manufacturing, Wuyi University, Jiangmen 529020, Guangdong, China.

* Corresponding author.

As a popular iterative near-optimum detector for MIMO, the linear MMSE (LMMSE)-based iterative soft interference cancellation (ISIC) scheme [6]–[9] includes K (≥ 1) iterations, in each of which all N transmit signals are detected sequentially in an order decided arbitrarily or based on SNR. When detecting a signal, the soft decisions of all the other $N - 1$ signals are applied to subtract the corresponding interference in the receive signal vector, while the LMMSE-ISIC estimate of that signal is computed through the filtering vector considering the residual interference (after soft interference cancellation) from the remaining $N - 1$ signals. As a comparison, usually the HD-OSIC scheme avoids taking the residual interference into consideration by simply assuming the perfect interference cancellation without errors, despite the fact that the detection error and the corresponding residual interference exist [10].

To compute the filtering vectors, the conventional HD-OSIC detector needs to compute N matrix inversions for the pseudoinverses of the deflated channel matrices [5], while the conventional LMMSE-ISIC detector needs to compute N inversions of the $M \times M$ covariance matrix in each of the K iterations [8], [9]. To reduce the computational complexity of the HD-OSIC detector, the recursive schemes [11]–[15] and the square-root schemes [16]–[19] have been proposed, which update the detection error covariance matrix and its square-root matrix, respectively, to avoid most matrix inversions in the conventional detector. To reduce the complexity of the LMMSE-ISIC detector, a low-complexity LMMSE-ISIC scheme has been proposed in [9] recently, which updates the $N \times N$ inverse matrix, to avoid most matrix inversions of size $M \times M$ in the conventional LMMSE-ISIC detector.

In this paper, we first apply the equivalent channel matrix to give a reordered description of the detection process for LMMSE-ISIC, which turns out to be the extension of that for HD-OSIC. Then we extend the recursive low-complexity scheme for HD-OSIC¹ in [15] to propose that for LMMSE-ISIC, which requires much less computations and memories than the existing low-complexity LMMSE-ISIC scheme in [9].

This paper is organized as follows. Section II introduces the system model for MIMO, the conventional detection process and the low-complexity scheme [9] for LMMSE-ISIC, and the conventional detection process and the recursive scheme [15] for HD-OSIC. The extension of the recursive HD-OSIC scheme to LMMSE-ISIC is introduced in Section

¹The recursive low-complexity scheme for HD-OSIC in [15] was presented in part at the IEEE International Conference on Communications.

III, where a reordered description of the detection process for LMMSE-ISIC is compared with that for HD-OSIC, and the proposed recursive low-complexity LMMSE-ISIC scheme is briefly introduced. Then we deduce the efficient algorithms to update the intermediate variables for the proposed scheme in Section IV, and then summarize the proposed scheme in Section V. Finally, we compare the existing and proposed low-complexity LMMSE-ISIC schemes by analysis and experiments in Section VI, and make conclusion in Section VII.

In what follows, uppercase and lowercase boldface letters denote matrices and column vectors, respectively, while $(\bullet)^T$, $(\bullet)^H$, and $(\bullet)^{-1}$ denote transposition, conjugate transposition, and inversion of matrices, respectively. \mathbf{I}_n and $\mathbf{0}_n$ are the $n \times n$ identity matrix and the $n \times 1$ zero vector, respectively, while \mathbf{e}_n ($1 \leq n \leq N$) always denotes the n^{th} column of \mathbf{I}_N . Moreover, $[\mathbf{A}]_n$ is the n^{th} row of \mathbf{A} , and $\mathbb{E}[\bullet]$ is the mathematical expectation. Some notations follow the MATLAB standard. For example, $\mathbf{a}(n)$ is the n^{th} entry of \mathbf{a} , and $\mathbf{A} = \text{diag}(\mathbf{a})$ is the diagonal matrix \mathbf{A} with the diagonal entries \mathbf{a} .

II. PRELIMINARIES

Firstly, we describe the system model for MIMO. Then we introduce the conventional LMMSE-ISIC detection process [6]–[8] for MIMO, and the corresponding low-complexity implementation proposed in [9] recently. On the other hand, we also introduce the conventional HD-OSIC detection process [5] for MIMO, and the corresponding recursive implementation [15] that saves computations and memories.

A. System Model for the Considered MIMO System

The considered spatially multiplexed MIMO system includes N transmit antennas and $M (\geq N)$ receive antennas. Denote the transmit signal vector as $\mathbf{x}_N = [x_1, x_2, \dots, x_N]^T$, where x_n ($1 \leq n \leq N$) is the symbol transmitted from the n^{th} transmit antenna. Then the $M \times 1$ receive signal vector is

$$\mathbf{y} = \mathbf{H}\mathbf{x} + \mathbf{n}, \quad (1)$$

where $\mathbf{H} = [\mathbf{h}_1, \mathbf{h}_2, \dots, \mathbf{h}_N]$ is the $M \times N$ complex channel matrix with \mathbf{h}_n ($1 \leq n \leq N$) to be the n^{th} column of \mathbf{H} , and \mathbf{n} is the $M \times 1$ additive white Gaussian noise (AWGN) vector with zero mean and a covariance matrix $\sigma^2 \mathbf{I}_M$.

B. The Conventional LMMSE-ISIC Detection Process

The conventional LMMSE-ISIC detection process [6]–[8] usually includes several iterations. In each iteration, N transmit symbols are estimated sequentially according to a detection order. As in [9], assume the index of the n^{th} ($1 \leq n \leq N$) detected symbol to be just n for simplicity, i.e., $o(n) = n$, and let $o(n-i)$ denote the index of the i^{th} last symbol detected before detecting x_n , i.e.,

$$o(n-i) = \begin{cases} n-i+N & \text{if } n-i \leq 0 \\ n-i, & \text{if } 1 \leq n-i \leq N \end{cases} \quad (2a)$$

$$(2b)$$

where $i = 1, 2$ in this paper, and only $i = 1$ is utilized in [9].

For each x_n ($1 \leq n \leq N$), the LMMSE-ISIC detector computes the LMMSE-ISIC estimate \hat{x}_n and the MMSE

filtering bias μ_n , and then apply \hat{x}_n and μ_n to compute the soft decision \bar{x}_n and the residual interference variance v_n , which are the conditional symbol mean and variance of x_n , respectively. The calculations described above constitute the procedure for x_n , while N procedures for $\{x_1, x_2, \dots, x_N\}$ constitute an LMMSE-ISIC iteration.

The computations of the LMMSE-ISIC estimate \hat{x}_n and the filtering bias μ_n are based on the $N \times 1$ soft decision vector

$$\bar{\mathbf{x}} = [\bar{x}_1, \bar{x}_2, \dots, \bar{x}_N]^T \quad (3)$$

and the $N \times N$ residual interference variance matrix

$$\mathbf{V} = \text{diag}([v_1, v_2, \dots, v_N]). \quad (4)$$

In the procedure for x_n , the $M \times 1$ soft interference (SI)-cancelled receive vector $\tilde{\mathbf{y}}^{\hat{n}}$ to detect x_n is computed by

$$\tilde{\mathbf{y}}^{\hat{n}} = \mathbf{y} - \sum_{i=1, i \neq n}^N \mathbf{h}_i \bar{x}_i = \mathbf{y} - \mathbf{H}\bar{\mathbf{x}}^{\hat{n}}, \quad (5)$$

where $\bar{\mathbf{x}}^{\hat{n}}$ is the soft decision vector $\bar{\mathbf{x}}$ with the n^{th} entry \bar{x}_n replaced by 0, i.e.,

$$\bar{\mathbf{x}}^{\hat{n}} = [\bar{x}_1, \dots, \bar{x}_{n-1}, 0, \bar{x}_{n+1}, \dots, \bar{x}_N]^T. \quad (6)$$

On the other hand, the filtering vector $\mathbf{f}_{n,\text{CV}}$ for x_n is computed by

$$\mathbf{f}_{n,\text{CV}} = \left(\mathbf{H}\mathbf{V}^{\hat{n}}\mathbf{H}^H + \sigma^2 \mathbf{I}_M \right)^{-1} \mathbf{h}_n = \mathbf{D}^{\hat{n}} \mathbf{h}_n, \quad (7)$$

where $\mathbf{V}^{\hat{n}}$ is the residual interference variance matrix \mathbf{V} with the n^{th} diagonal entry v_n replaced by 1, i.e.,

$$\mathbf{V}^{\hat{n}} = \text{diag}([v_1, \dots, v_{n-1}, 1, v_{n+1}, \dots, v_N]), \quad (8)$$

and the inverse matrix $\mathbf{D}^{\hat{n}}$ defined by

$$\mathbf{D}^{\hat{n}} = \left(\mathbf{H}\mathbf{V}^{\hat{n}}\mathbf{H}^H + \sigma^2 \mathbf{I}_M \right)^{-1} \quad (9)$$

is the covariance matrix for $\tilde{\mathbf{y}}^{\hat{n}}$, i.e., the $M \times M$ Hermitian matrix for the covariance $\mathbb{E}[\tilde{\mathbf{y}}^{\hat{n}}(\tilde{\mathbf{y}}^{\hat{n}})^H]$.

The filtering vector $\mathbf{f}_{n,\text{CV}}$ for x_n is utilized to compute the LMMSE-ISIC estimate and the filtering bias by

$$\hat{x}_n = \mathbf{f}_{n,\text{CV}}^H \tilde{\mathbf{y}}^{\hat{n}}, \quad (10)$$

and

$$\mu_n = \mathbf{f}_{n,\text{CV}}^H \mathbf{h}_n, \quad (11)$$

respectively, while the residual interference-plus-noise variance is computed by

$$\eta_n^2 = \mu_n (1 - \mu_n). \quad (12)$$

From the above-mentioned \hat{x}_n , μ_n and η_n^2 , the complex Gaussian approximation for each $x \in \mathcal{X}$ is computed by

$$\psi_n(x) = \exp\left(\frac{-|\hat{x}_n - \mu_n x|^2}{\eta_n^2}\right), \quad (13)$$

which is then applied to compute $P_n(x) = P(x_n = x | \hat{x}_n)$ by

$$P_n(x) = \frac{\psi_n(x)}{\sum_{x' \in \mathcal{X}} \psi_n(x')} \quad (14)$$

for each $x \in \mathcal{X}$. Finally, $P_n(x)$ s (for all $x \in \mathcal{X}$) are applied to compute the soft decision of x_n by

$$\bar{x}_n = \sum_{x \in \mathcal{X}} x P_n(x), \quad (15)$$

and compute the residual interference variance of x_n by

$$v_n = \sum_{x \in \mathcal{X}} |x - \bar{x}_n|^2 P_n(x). \quad (16)$$

In any procedure for x_n except the procedure for x_1 in the first iteration, $\bar{x}_{o(n-1)}$ in (3) and (6) and $v_{o(n-1)}$ in (4) and (8) are calculated in the previous procedure for $x_{o(n-1)}$ by the above (15) and (16), respectively. Since neither \bar{x}_n nor v_n is available before the first iteration, it is required to set the initial $\bar{x}_n = 0$ and $v_n = 1$ for $n = 1, 2, \dots, N$.

The procedure for x_n includes the above (3)-(16), while each LMMSE-ISIC iteration includes N procedures for $\{x_1, x_2, \dots, x_N\}$. The LMMSE-ISIC iteration is repeated till an iteration-stopping criterion (e.g., maximum number of iterations) is satisfied. Finally, $P_n(x)$ s (for all $x \in \mathcal{X}$) updated by (14) in the last iteration are applied to determine the hard-decision symbol \tilde{x}_n ($n = 1, 2, \dots, N$) as

$$\tilde{x}_n = \arg \max_{x \in \mathcal{X}} P_n(x). \quad (17)$$

It can be seen from (5) that in the procedure for x_n , the conventional LMMSE-ISIC detector utilizes the soft decisions of all N transmit symbols except x_n , i.e., \bar{x}_i s with $1 \leq i \leq N$ and $i \neq n$, to cancel the effect of those transmit symbols in the receive signal vector \mathbf{y} . Accordingly, the residual interference variances v_i s ($1 \leq i \leq N$ and $i \neq n$) computed from \bar{x}_i s by (16) form the diagonal matrix $\mathbf{V}^{\hat{n}}$ by (8), which is applied to compute the filtering vector by (7) with the inverse matrix (9). As mentioned above, the residual interference variance $v_{o(n-1)}$ in $\mathbf{V}^{\hat{n}}$ is updated in almost each procedure for x_n . Then in almost each procedure for x_n ($1 \leq n \leq N$), it is necessary to compute the filtering vector from the updated $\mathbf{V}^{\hat{n}}$ by (7), which requires excessive computational complexity to compute the $M \times M$ inverse matrix $\mathbf{D}^{\hat{n}}$ by (9).

C. The Existing Low-Complexity LMMSE-ISIC Scheme

To avoid the high computational complexity of the conventional LMMSE-ISIC scheme, the affine MMSE (AMMSE) concept [20] is recently utilized to develop the low-complexity LMMSE-ISIC scheme in [9], which replaces the SI-cancelled receive vector $\tilde{\mathbf{y}}^{\hat{n}}$ to detect x_n defined by (5) and the filtering vector $\mathbf{f}_{n,CV}$ for x_n defined by (7) with the AMMSE SI-cancelled receive vector $\tilde{\mathbf{y}}$ defined by

$$\tilde{\mathbf{y}} = \mathbf{y} - \sum_{i=1}^N \mathbf{h}_i \bar{x}_i = \mathbf{y} - \mathbf{H}\bar{\mathbf{x}} \quad (18)$$

and the AMMSE filtering vector $\mathbf{f}_{n,PR}$ for x_n defined by

$$\mathbf{f}_{n,PR} = \mathbf{D}\mathbf{h}_n = (\mathbf{H}\mathbf{V}\mathbf{H}^H + \sigma^2\mathbf{I}_M)^{-1}\mathbf{h}_n, \quad (19)$$

respectively. Accordingly, the covariance matrix $\mathbf{D}^{\hat{n}}$ for $\tilde{\mathbf{y}}^{\hat{n}}$ in (7) defined by (9) is also replaced with the covariance matrix

\mathbf{D} for $\tilde{\mathbf{y}}$ in (19), i.e., the $M \times M$ Hermitian matrix for the covariance $\mathbb{E}[\tilde{\mathbf{y}}\tilde{\mathbf{y}}^H]$ defined by

$$\mathbf{D} = (\mathbf{H}\mathbf{V}\mathbf{H}^H + \sigma^2\mathbf{I}_M)^{-1}. \quad (20)$$

Notice that \mathbf{D} in (20) and $\mathbf{D}^{\hat{n}}$ in (9) are computed from \mathbf{V} and $\mathbf{V}^{\hat{n}}$, respectively. The low-complexity LMMSE-ISIC scheme in [9] will be described in detail in the rest of this subsection, where the relevant derivations will also be briefly restated.

The AMMSE SI-cancelled receive vector $\tilde{\mathbf{y}}$ in (18) can be applied to denote the SI-cancelled receive vector $\tilde{\mathbf{y}}^{\hat{n}}$ in (5) as

$$\tilde{\mathbf{y}}^{\hat{n}} = \tilde{\mathbf{y}} + \bar{x}_n \mathbf{h}_n, \quad (21)$$

while the covariance matrix \mathbf{D} for $\tilde{\mathbf{y}}$ in (20) can be applied to denote the covariance matrix $\mathbf{D}^{\hat{n}}$ for $\tilde{\mathbf{y}}^{\hat{n}}$ in (9) as

$$\begin{aligned} \mathbf{D}^{\hat{n}} &= (\mathbf{H}\mathbf{V}^{\hat{n}}\mathbf{H}^H + \sigma^2\mathbf{I}_M)^{-1} = (\mathbf{D}^{-1} + \mathbf{H}(\mathbf{V}^{\hat{n}} - \mathbf{V})\mathbf{H}^H)^{-1} \\ &= (\mathbf{D}^{-1} + (1 - v_n)\mathbf{h}_n\mathbf{h}_n^H)^{-1}, \end{aligned} \quad (22)$$

where $\mathbf{V}^{\hat{n}} - \mathbf{V} = (1 - v_n)\text{diag}(\mathbf{e}_n)$ is utilized. Then the Sherman-Morrison-Woodbury formula [21]

$$\left(\mathbf{A}^{-1} + \mathbf{a}\mathbf{b}^H\right)^{-1} = \mathbf{A} - (\mathbf{A}\mathbf{a}\mathbf{b}^H\mathbf{A}) / (\mathbf{b}^H\mathbf{A}\mathbf{a} + 1) \quad (23)$$

is applied to simplify (22) into

$$\mathbf{D}^{\hat{n}} = \mathbf{D} - \frac{(1 - v_n)\mathbf{f}_{n,PR}\mathbf{f}_{n,PR}^H}{(1 - v_n)\mathbf{f}_{n,PR}^H\mathbf{h}_n + 1}, \quad (24)$$

where $\mathbf{f}_{n,PR}$ satisfies (19). Finally, (24) is substituted into (7) to deduce that $\mathbf{f}_{n,CV}$ can be denoted by

$$\mathbf{f}_{n,CV} = \left(\mathbf{D} - \frac{(1 - v_n)\mathbf{f}_{n,PR}\mathbf{f}_{n,PR}^H}{(1 - v_n)\mathbf{f}_{n,PR}^H\mathbf{h}_n + 1} \right) \mathbf{h}_n. \quad (25)$$

In [9], the AMMSE filtering vector $\mathbf{f}_{n,PR}$ in (19) and the AMMSE SI-cancelled receive vector $\tilde{\mathbf{y}}$ in (18) are applied instead of the filtering vector $\mathbf{f}_{n,CV}$ in (7) and the SI-cancelled receive vector $\tilde{\mathbf{y}}^{\hat{n}}$ in (5), respectively, to compute the LMMSE-ISIC estimate \hat{x}_n and the filtering bias μ_n by

$$\alpha_n = \mathbf{f}_{n,PR}^H \mathbf{h}_n \quad (26a)$$

$$\beta_n = 1 / ((1 - v_n)\alpha_n + 1) \quad (26b)$$

$$\hat{x}_n = \beta_n \mathbf{f}_{n,PR}^H \tilde{\mathbf{y}} + \alpha_n \beta_n \bar{x}_n \quad (26c)$$

$$\mu_n = \alpha_n \beta_n. \quad (26d)$$

Moreover, $\mathbf{f}_{n,PR}$ defined in (19) is computed efficiently by

$$\mathbf{f}_{n,PR} = \mathbf{H}[\mathbf{G}]_n^H, \quad (27)$$

where \mathbf{G} satisfies

$$\mathbf{G} = (\mathbf{H}^H\mathbf{H}\mathbf{V} + \sigma^2\mathbf{I}_N)^{-1}. \quad (28)$$

To avoid the matrix inverse in (28), \mathbf{G} is updated by

$$\mathbf{G} = \mathbf{G}' - \frac{1}{\mathbf{z}_{o(n-1)}(o(n-1)) + 1} \mathbf{z}_{o(n-1)} [\mathbf{G}']_{o(n-1)}, \quad (29)$$

where $\mathbf{z}_{o(n-1)}$ is computed by

$$\mathbf{z}_{o(n-1)} = \left(v_{o(n-1)} - v'_{o(n-1)} \right) \mathbf{G}' [\mathbf{W}]_{o(n-1)}^H \quad (30)$$

with \mathbf{W} defined by

$$\mathbf{W} = \mathbf{H}^H \mathbf{H}. \quad (31)$$

The above equations (26)-(30) will be deduced in what follows, where (29) and (30) will be further explained.

The derivation of (26) is in Appendix A, where (25) and (21) are substituted into (10) to obtain (26c), and (25) is substituted into (11) to obtain (26d) with α_n and β_n defined by (26a) and (26b), respectively. To deduce (27) and (28), first define the AMMSE filtering matrix

$$\mathbf{F} = \mathbf{H}^H \mathbf{D} = \mathbf{H}^H (\mathbf{H} \mathbf{V} \mathbf{H}^H + \sigma^2 \mathbf{I}_M)^{-1}, \quad (32)$$

which is utilized to write (19) as

$$\mathbf{f}_{n,PR} = [\mathbf{F}]_n^H, \quad (33)$$

i.e., the AMMSE filtering vector $\mathbf{f}_{n,PR}$ is the conjugate transposition of the n^{th} row in the AMMSE filtering matrix \mathbf{F} . Then the push-through identity [21] of

$$\mathbf{A} (\mathbf{B} \mathbf{A} + \mathbf{I}_M)^{-1} = (\mathbf{A} \mathbf{B} + \mathbf{I}_N)^{-1} \mathbf{A} \quad (34)$$

is applied to write (32) as

$$\begin{aligned} \mathbf{F} &= (\mathbf{H}^H \mathbf{H} \mathbf{V} + \sigma^2 \mathbf{I}_N)^{-1} \mathbf{H}^H \\ &= \mathbf{G} \mathbf{H}^H \end{aligned} \quad (35)$$

with \mathbf{G} satisfying (28), to simplify the calculation of $\mathbf{f}_{n,PR}$ by replacing the $M \times M$ inverse matrix in (20) with the usually smaller $N \times N$ inverse matrix in (28). Finally, (35) is substituted into (33) to obtain $\mathbf{f}_{n,PR} = [\mathbf{G} \mathbf{H}^H]_n^H$, i.e., (27).

To deduce (29) and (30) for the update of \mathbf{G} defined by (28), we need to consider the update of the residual interference variance matrix \mathbf{V} in (28). As mentioned in the last subsection, $\bar{x}_{o(n-1)}$ and $v_{o(n-1)}$ computed in the previous procedure for $x_{o(n-1)}$ are applied in the procedure for x_n , to update the corresponding entries in $\bar{\mathbf{x}}$ and \mathbf{V} , respectively. When we denote the after-update $\bar{\mathbf{x}}$ and \mathbf{V} as $\bar{\mathbf{x}}^{o(n-1)}$ and $\mathbf{V}^{o(n-1)}$ respectively, the before-update $\bar{\mathbf{x}}$ and \mathbf{V} should be $\bar{\mathbf{x}}^{o(n-2)}$ and $\mathbf{V}^{o(n-2)}$ respectively. Then in the procedure for x_n , the above-mentioned $\bar{x}_{o(n-1)}$ and $v_{o(n-1)}$ replace $\bar{x}'_{o(n-1)}$ in $\bar{\mathbf{x}}' = \bar{\mathbf{x}}^{o(n-2)}$ and $v'_{o(n-1)}$ in $\mathbf{V}' = \mathbf{V}^{o(n-2)}$ respectively, to update $\bar{\mathbf{x}}'$ and \mathbf{V}' to $\bar{\mathbf{x}} = \bar{\mathbf{x}}^{o(n-1)}$ and $\mathbf{V} = \mathbf{V}^{o(n-1)}$ respectively. Thus it can be seen that \mathbf{V} and \mathbf{V}' satisfy

$$\mathbf{V} - \mathbf{V}' = (v_{o(n-1)} - v'_{o(n-1)}) \mathbf{e}_{o(n-1)} \mathbf{e}_{o(n-1)}^T. \quad (36)$$

Notice that $v'_{o(n-1)}$ in \mathbf{V}' needs to be stored for subsequent calculations before \mathbf{V}' is updated to \mathbf{V} .

Finally, the above (36) can be applied to deduce (29) and (30). Apply $\mathbf{G}' = (\mathbf{H}^H \mathbf{H} \mathbf{V}' + \sigma^2 \mathbf{I}_N)^{-1}$ (i.e., \mathbf{G}' defined from \mathbf{V}' by (28)) to write (28) as

$$\mathbf{G} = \left((\mathbf{G}')^{-1} + \mathbf{H}^H \mathbf{H} (\mathbf{V} - \mathbf{V}') \right)^{-1}. \quad (37)$$

Then substitute (36) and \mathbf{W} defined by (31) into (37) to obtain

$$\begin{aligned} \mathbf{G} &= \left((\mathbf{G}')^{-1} + \mathbf{W} (v_{o(n-1)} - v'_{o(n-1)}) \mathbf{e}_{o(n-1)} \mathbf{e}_{o(n-1)}^T \right)^{-1} \\ &= \left((\mathbf{G}')^{-1} + (v_{o(n-1)} - v'_{o(n-1)}) [\mathbf{W}]_{o(n-1)}^H \mathbf{e}_{o(n-1)}^T \right)^{-1}, \end{aligned}$$

which can be represented as (29) with $\mathbf{z}_{o(n-1)}$ satisfying (30), by applying the Sherman-Morrison-Woodbury formula (23).

We summarize the existing low-complexity LMMSE-ISIC scheme [9] in **Algorithm 1**, where the estimate \hat{x}_n and the filtering bias μ_n are computed by (27) and (26), and the intermediate variable \mathbf{G} is updated by (30) and (29).

D. The Conventional Detection Process and the Existing Recursive Scheme for HD-OSIC

For the channel model (1), the conventional HD-OSIC detection process [5] includes N procedures to detect N entries of \mathbf{x} iteratively with the optimal order based on SNR. In the i^{th} ($i = 1, 2, \dots, N$) procedure, the entry with the highest SNR among all the undetected $n = N - i + 1$ entries is permuted to be the n^{th} entry x_n , estimated by

$$\hat{x}_n = \left[(\mathbf{H}_n^H \mathbf{H}_n + \sigma^2 \mathbf{I}_n)^{-1} \mathbf{H}_n^H \right]_n \mathbf{y}^{(n)}, \quad (38)$$

and then cancelled from the receive signal vector by

$$\mathbf{y}^{(n-1)} = \mathbf{y}^{(n)} - \hat{x}_n \mathbf{h}_n. \quad (39)$$

In the above (38), the channel matrix

$$\mathbf{H}_n = [\mathbf{h}_1, \mathbf{h}_2, \dots, \mathbf{h}_n] \quad (40)$$

includes the first n columns of the permuted \mathbf{H} , and $\mathbf{y}^{(n)}$ starts with the initial $\mathbf{y}^{(N)} = \mathbf{y}$. In the above (39), the hard interference(HI)-cancelled receive vector $\mathbf{y}^{(n-1)}$ ($n = N, N-1, \dots, 2$) is computed by applying the hard-decision \hat{x}_n to cancel the corresponding interference in $\mathbf{y}^{(n)}$, while the perfect interference cancellation without errors is assumed to obtain the reduced-order problem (1), i.e.,

$$\mathbf{y}^{(n-1)} = \mathbf{H}_{n-1} \mathbf{x}_{n-1} + \mathbf{n} \quad (41)$$

with the reduced transmit vector $\mathbf{x}_{n-1} = [x_1, x_2, \dots, x_{n-1}]^T$. The above procedure with (38) and (39) are repeated iteratively for $n = N, N-1, \dots, 1$, to detect all entries of \mathbf{x} .

The HD-OSIC detection process can be implemented with the recursive schemes [11]–[15] that are based on the $n \times n$ inverse matrix

$$\mathbf{Q}_n = (\mathbf{H}_n^H \mathbf{H}_n + \sigma^2 \mathbf{I}_n)^{-1}. \quad (42)$$

The above \mathbf{Q}_n is the inverse of

$$\mathbf{R}_n = \mathbf{H}_n^H \mathbf{H}_n + \sigma^2 \mathbf{I}_n, \quad (43)$$

which can be partitioned by [11, Equ. 39]

$$\mathbf{R}_n = \begin{bmatrix} \mathbf{R}_{n-1} & \ddot{\mathbf{r}}_n \\ \ddot{\mathbf{r}}_n^H & \gamma_n \end{bmatrix} \quad (44)$$

with \mathbf{R}_{n-1} defined from \mathbf{H}_{n-1} by (43).

To the best of our knowledge, the recursive HD-OSIC scheme with speed advantage and memory saving proposed in [15] requires the least computations and memories among the existing recursive HD-OSIC schemes [11]–[15]. In [15], the lemma to invert a partitioned matrix [22, Equ. 8] has been applied to compute \mathbf{Q}_n by

$$\mathbf{Q}_n = \begin{bmatrix} \ddot{\mathbf{Q}}_{n-1} & \ddot{\mathbf{q}}_n \\ \ddot{\mathbf{q}}_n^H & \omega_n \end{bmatrix} \quad (45)$$

Algorithm 1 : The Existing Low-Complexity LMMSE-ISIC Scheme

Initialization: Initialize the soft decision vector $\bar{\mathbf{x}} \leftarrow [\bar{x}_1, \dots, \bar{x}_N]^T$ and the residual interference variance matrix $\mathbf{V} \leftarrow \text{diag}([v_1, \dots, v_N])$ with $\bar{x}_n \leftarrow 0$ and $v_n \leftarrow 1$ ($1 \leq n \leq N$); Set $\mathbf{W} \leftarrow \mathbf{H}^H \mathbf{H}$, and initialize $\mathbf{G} \leftarrow (\mathbf{W} + \sigma^2 \mathbf{I}_N)^{-1}$;

Iteration and Solution:

- 1: Set $n \leftarrow 1$ to initialize an iteration with N procedures for $\{x_1, x_2, \dots, x_N\}$;
 - 2: For subsequent calculations, store the $o(n-1)^{th}$ diagonal entry in \mathbf{V} denoted as $v'_{o(n-1)}$; Then set $\bar{\mathbf{x}} \leftarrow [\bar{x}_1, \dots, \bar{x}_N]^T$ and $\mathbf{V} \leftarrow \text{diag}([v_1, \dots, v_N])$, where $\bar{x}_{o(n-1)}$ and $v_{o(n-1)}$ are usually computed in the previous procedure for $x_{o(n-1)}$;
 - 3: The effect of $\bar{\mathbf{x}}$ is cancelled in the receive signal vector \mathbf{y} to obtain the AMMSE SI-cancelled receive vector $\tilde{\mathbf{y}} \leftarrow \mathbf{y} - \mathbf{H}\bar{\mathbf{x}}$;
 - 4: Update \mathbf{G} by $\mathbf{G} \leftarrow \mathbf{G} - \frac{1}{\mathbf{z}_{o(n-1)}(o(n-1)+1)} \mathbf{z}_{o(n-1)} [\mathbf{G}]_{o(n-1)}$ with $\mathbf{z}_{o(n-1)} \leftarrow (v_{o(n-1)} - v'_{o(n-1)}) \mathbf{G} [\mathbf{W}]_{o(n-1)}^H$;
 - 5: Compute the AMMSE filtering vector $\mathbf{f}_{n,PR} \leftarrow \mathbf{H} [\mathbf{G}]_n^H$, $\alpha_n \leftarrow \mathbf{f}_{n,PR}^H \mathbf{h}_n$ and $\beta_n \leftarrow 1 / ((1 - v_n) \alpha_n + 1)$, to obtain the LMMSE-ISIC estimate $\hat{x}_n \leftarrow \beta_n \mathbf{f}_{n,PR}^H \tilde{\mathbf{y}} + \alpha_n \beta_n \bar{x}_n$ and the MMSE filtering bias $\mu_n \leftarrow \alpha_n \beta_n$;
 - 6: Compute $\eta_n^2 \leftarrow \mu_n (1 - \mu_n)$, and compute $P_n(x) \leftarrow \frac{\psi_n(x)}{\sum_{x' \in \mathcal{X}} \psi_n(x')}$ with $\psi_n(x) \leftarrow \exp\left(\frac{-|\hat{x}_n - \mu_n x|^2}{\eta_n^2}\right)$ for all $x \in \mathcal{X}$, to obtain the soft decision $\bar{x}_n \leftarrow \sum_{x \in \mathcal{X}} x P_n(x)$ and the residual interference variance $v_n \leftarrow \sum_{x \in \mathcal{X}} |x - \bar{x}_n|^2 P_n(x)$;
 - 7: If $n < N$, set $n \leftarrow n + 1$ and go back to step 2 to continue the current iteration; Otherwise, go to step 8;
 - 8: Go to step 9 if an iteration-stopping criterion is satisfied, or go back to step 1 for another iteration with N procedures;
 - 9: Solution: Determine the hard-decision $\check{x}_n \leftarrow \arg \max_{x \in \mathcal{X}} P_n(x)$ for $n = 1, 2, \dots, N$.
-

with

$$\begin{cases} \omega_n = 1 / (\gamma_n - \check{\mathbf{r}}_n^H \mathbf{Q}_{n-1} \check{\mathbf{r}}_n) & (46a) \\ \check{\mathbf{q}}_n = -\omega_n \mathbf{Q}_{n-1} \check{\mathbf{r}}_n & (46b) \\ \check{\mathbf{Q}}_{n-1} = \mathbf{Q}_{n-1} + \omega_n^{-1} \check{\mathbf{q}}_n \check{\mathbf{q}}_n^H & (46c) \end{cases}$$

The above (46) and (45) are applied to expand \mathbf{Q}_{n-1} to \mathbf{Q}_n iteratively for $n = 2, 3, \dots, N$ in the *initialization* phase, to obtain the initial \mathbf{Q}_N . In the *recursion* phase, the improvement proposed in [14] has been adopted in [15] to deflate \mathbf{Q}_n (permuted according to the detection order) to \mathbf{Q}_{n-1} by

$$\mathbf{Q}_{n-1} = \check{\mathbf{Q}}_{n-1} - \omega_n^{-1} \check{\mathbf{q}}_n \check{\mathbf{q}}_n^H, \quad (47)$$

where $\check{\mathbf{Q}}_{n-1}$, $\check{\mathbf{q}}_n$ and ω_n are in \mathbf{Q}_n , as shown in (45).

The recursive HD-OSIC scheme with speed advantage and memory saving also utilizes the symbol estimate vector

$$\check{\mathbf{t}}_n = \mathbf{Q}_n \mathbf{H}_n^H \mathbf{y}^{(n)} \quad (48)$$

to obtain the estimate of x_n directly in $\check{\mathbf{t}}_n$ by

$$\hat{x}_n = \check{\mathbf{t}}_n(n), \quad (49)$$

and cancel the interference of x_n equivalently by

$$\check{\mathbf{t}}_{n-1} = \check{\mathbf{t}}_n^{[-n]} + (\hat{x}_n - \check{\mathbf{t}}_n(n)) \check{\mathbf{q}}_n / \omega_n \quad (50)$$

where $\check{\mathbf{t}}_n^{[-n]}$ denotes the permuted $\check{\mathbf{t}}_n$ with the last entry removed. By using (49) and (50) instead of (38) and (39), respectively, the recursive HD-OSIC scheme can save computations, and can also save memories since only the entries in the Hermitian matrix \mathbf{Q}_n (i.e., $\check{\mathbf{q}}_n$ and ω_n) are utilized.

III. THE EXTENSION OF THE RECURSIVE HD-OSIC SCHEME TO LMMSE-ISIC

In this section, we give a reordered description based on the equivalent channel matrix for the LMMSE-ISIC detection process, which is then compared with the HD-OSIC detection process, to draw the conclusion that the former is the extension of the latter. Finally, we briefly introduce the proposed recursive low-complexity LMMSE-ISIC scheme, which is obtained by extending the recursive HD-OSIC scheme in [15].

A. A Reordered Description of the LMMSE-ISIC Detection Process Based on the Equivalent Channel Matrix

In the conventional description of the procedure for x_n ($1 \leq n \leq N$) in Subsection II.C, $\bar{\mathbf{x}}^{o(n-2)}$ and $\mathbf{V}^{o(n-2)}$ are updated to $\bar{\mathbf{x}}^{o(n-1)}$ and $\mathbf{V}^{o(n-1)}$, respectively, by modifying the $o(n-1)^{th}$ entry and diagonal entry. Moreover, it can be seen that $\bar{\mathbf{x}}^{\hat{n}}$ in (6) and $\mathbf{V}^{\hat{n}}$ in (8) can be obtained from $\bar{\mathbf{x}}^{o(n-1)}$ and $\mathbf{V}^{o(n-1)}$, respectively, by modifying the n^{th} entry and diagonal entry. We simplify the above description by giving a reordered one, where \bar{x}_n computed by (15) and v_n computed by (16) are immediately utilized to update $\bar{\mathbf{x}}$ and \mathbf{V} , respectively, to obtain $\bar{\mathbf{x}}^n$ and \mathbf{V}^n . Then both $\bar{\mathbf{x}}^{\hat{n}}$ and $\bar{\mathbf{x}} = \bar{\mathbf{x}}^n$ are obtained from $\bar{\mathbf{x}}' = \bar{\mathbf{x}}^{o(n-1)}$ by modifying only the n^{th} entries, while both $\mathbf{V}^{\hat{n}}$ and $\mathbf{V} = \mathbf{V}^n$ are obtained from $\mathbf{V}' = \mathbf{V}^{o(n-1)}$ by modifying only the n^{th} diagonal entries.

Furthermore, it can be seen that the n^{th} entry \bar{x}'_n in $\bar{\mathbf{x}}' = \bar{\mathbf{x}}^{o(n-1)}$ is replaced with \bar{x}_n and $\bar{x}'_{\hat{n}} = 0$ to obtain $\bar{\mathbf{x}} = \bar{\mathbf{x}}^n$ and $\bar{\mathbf{x}}^{\hat{n}}$ respectively, while the n^{th} diagonal entry v'_n in $\mathbf{V}' = \mathbf{V}^{o(n-1)}$ is replaced with v_n and

$$v'_n = 1 \quad (51)$$

to obtain $\mathbf{V} = \mathbf{V}^n$ and $\mathbf{V}^{\hat{n}}$ respectively. Then we can conclude that $\bar{\mathbf{x}}^{\hat{n}}$ is just equal to $\bar{\mathbf{x}} = \bar{\mathbf{x}}^n$ with

$$\bar{x}_n = 0, \quad (52)$$

while $\mathbf{V}^{\hat{n}}$ is just equal to $\mathbf{V} = \mathbf{V}^n$ with

$$v_n = 1. \quad (53)$$

Accordingly, the reordered description of the procedure for x_n can be further simplified, by treating the update (from $\bar{\mathbf{x}}' = \bar{\mathbf{x}}^{o(n-1)}$ and $\mathbf{V}' = \mathbf{V}^{o(n-1)}$) to $\bar{\mathbf{x}}^{\hat{n}}$ and $\mathbf{V}^{\hat{n}}$ as a special case of that to $\bar{\mathbf{x}} = \bar{\mathbf{x}}^n$ and $\mathbf{V} = \mathbf{V}^n$ with $\bar{x}_n = 0$ and $v_n = 1$.

For the convenience of description, we denote $\mathbf{V}^{o(n-1)}$, $\mathbf{V}^{\hat{n}}$ and \mathbf{V}^n uniformly as \mathbf{V}^l , and denote $\bar{\mathbf{x}}^{o(n-1)}$, $\bar{\mathbf{x}}^{\hat{n}}$ and $\bar{\mathbf{x}}^n$ uniformly as $\bar{\mathbf{x}}^l$, where the superscript $^2 l = o(n-1), \hat{n}, n$.

²If the superscript \hat{n} needs to take a value, we can simply define $\hat{n} = n - \frac{1}{2}$, to distinguish \hat{n} from $o(n-1)$ and n .

Then $\bar{\mathbf{x}}^l$ is utilized to express the SI-cancelled receive vector (5) and the AMMSE SI-cancelled receive vector (18) as the uniform SI-cancelled receive vector

$$\tilde{\mathbf{y}}^l = \mathbf{y} - \mathbf{H}\bar{\mathbf{x}}^l. \quad (54)$$

On the other hand, we write the filtering vector (7) as

$$\mathbf{f}_{n,\text{CV}} = \left[\mathbf{F}^{\hat{n}} \right]_n^H \quad (55)$$

with the filtering matrix

$$\mathbf{F}^{\hat{n}} = \mathbf{H}^H \mathbf{D}^{\hat{n}} = \mathbf{H}^H \left(\mathbf{H}\mathbf{V}^{\hat{n}}\mathbf{H}^H + \sigma^2\mathbf{I}_M \right)^{-1}, \quad (56)$$

and then use \mathbf{V}^l to express the filtering matrix (56) and the AMMSE filtering matrix (32) as the uniform filtering matrix

$$\mathbf{F}^l = \mathbf{H}^H \mathbf{D}^l = \mathbf{H}^H \left(\mathbf{H}\mathbf{V}^l\mathbf{H}^H + \sigma^2\mathbf{I}_M \right)^{-1}. \quad (57)$$

To save the computational load, (57) is first written as

$$\mathbf{F}^l = \sqrt{(\mathbf{V}^l)^{-1}} (\tilde{\mathbf{H}}^l)^H \left(\tilde{\mathbf{H}}^l (\tilde{\mathbf{H}}^l)^H + \sigma^2\mathbf{I}_M \right)^{-1} \quad (58)$$

with the uniform equivalent channel matrix

$$\tilde{\mathbf{H}}^l = \mathbf{H}\sqrt{\mathbf{V}^l}, \quad (59)$$

as Equ. (21) is written as Equ. (22) in [8]. Then we apply the push-through identity (34) to write (58) as

$$\mathbf{F}^l = \sqrt{(\mathbf{V}^l)^{-1}} \left((\tilde{\mathbf{H}}^l)^H \tilde{\mathbf{H}}^l + \sigma^2\mathbf{I}_N \right)^{-1} (\tilde{\mathbf{H}}^l)^H, \quad (60)$$

which replaces the $M \times M$ matrix inverse in (58) with the usually smaller $N \times N$ inverse, as (35) utilized in the existing low-complexity LMMSE-ISIC scheme. Accordingly, now we can use the equivalent channel matrix to express the filtering matrix $\mathbf{F}^{\hat{n}}$ by (60) with $l = \hat{n}$, which is substituted into (55) to represent the filtering vector as

$$\begin{aligned} \mathbf{f}_{n,\text{CV}} &= \left[\sqrt{(\mathbf{V}^{\hat{n}})^{-1}} \left((\tilde{\mathbf{H}}^{\hat{n}})^H \tilde{\mathbf{H}}^{\hat{n}} + \sigma^2\mathbf{I}_N \right)^{-1} (\tilde{\mathbf{H}}^{\hat{n}})^H \right]_n^H \\ &= 1/\sqrt{v_n^{\hat{n}}} \left[\left((\tilde{\mathbf{H}}^{\hat{n}})^H \tilde{\mathbf{H}}^{\hat{n}} + \sigma^2\mathbf{I}_N \right)^{-1} (\tilde{\mathbf{H}}^{\hat{n}})^H \right]_n^H \\ &= \left[\left((\tilde{\mathbf{H}}^{\hat{n}})^H \tilde{\mathbf{H}}^{\hat{n}} + \sigma^2\mathbf{I}_N \right)^{-1} (\tilde{\mathbf{H}}^{\hat{n}})^H \right]_n^H, \end{aligned} \quad (61)$$

where (51) (i.e., $v_n^{\hat{n}} = 1$) is utilized. Finally, (61) is substituted into (10), to write the LMMSE-ISIC estimate of x_n as

$$\hat{x}_n = \left[\left((\tilde{\mathbf{H}}^{\hat{n}})^H \tilde{\mathbf{H}}^{\hat{n}} + \sigma^2\mathbf{I}_N \right)^{-1} (\tilde{\mathbf{H}}^{\hat{n}})^H \right]_n^H \tilde{\mathbf{y}}^{\hat{n}}. \quad (62)$$

B. The Detection Process for LMMSE-ISIC as the Extension of that for HD-OSIC

It can be seen that to compute the estimate, (62) for LMMSE-ISIC is mathematically identical to (38) for HD-OSIC, while the equivalent channel matrix $\tilde{\mathbf{H}}^{\hat{n}}$ and the SI-cancelled receive vector $\tilde{\mathbf{y}}^{\hat{n}}$ in (62) are mathematically identical to the channel matrix \mathbf{H}_n and the HI-cancelled receive vector $\mathbf{y}^{(n)}$ in (38), respectively. In this subsection, we will show that the update of the uniform SI-cancelled receive vector $\tilde{\mathbf{y}}^l$ for LMMSE-ISIC is mathematically identical to the update

of the HI-cancelled receive vector $\mathbf{y}^{(n)}$ by (39) for HD-OSIC, while the update of the uniform equivalent channel matrix $\tilde{\mathbf{H}}^l$ for LMMSE-ISIC can be regarded as the extension of the update of the channel matrix \mathbf{H}_n for HD-OSIC. Accordingly, we get the final conclusion that the reordered description of the LMMSE-ISIC detection process can be regarded as the extension of the HD-OSIC detection process by (38) and (39).

In the procedure for x_n , the LMMSE-ISIC detector needs to update $\tilde{\mathbf{H}}^{o(n-1)}$ and $\tilde{\mathbf{y}}^{o(n-1)}$ to $\tilde{\mathbf{H}}^{\hat{n}}$ and $\tilde{\mathbf{y}}^{\hat{n}}$ for computing \hat{x}_n by (62), and also needs to update them to $\tilde{\mathbf{H}}^n$ and $\tilde{\mathbf{y}}^n$ for the next procedure. As a comparison, the HD-OSIC detector needs to update \mathbf{H}_n and $\mathbf{y}^{(n)}$ to \mathbf{H}_{n-1} and $\mathbf{y}^{(n-1)}$ in the procedure for x_n . $\tilde{\mathbf{H}}^l$ and $\tilde{\mathbf{y}}^l$ (with $l = o(n-1), \hat{n}, n$) are defined from \mathbf{V}^l and $\bar{\mathbf{x}}^l$, respectively, by (59) and (54), while \mathbf{V}^n and $\bar{\mathbf{x}}^n$ are equal to \mathbf{V}^n with v_n satisfying (53) and $\bar{\mathbf{x}}^n$ with \bar{x}_n satisfying (52), respectively. Accordingly, we can conclude that $\tilde{\mathbf{H}}^{\hat{n}}$ is equal to $\tilde{\mathbf{H}}^n$ if v_n in \mathbf{V}^n satisfies (53), while $\tilde{\mathbf{y}}^{\hat{n}}$ is equal to $\tilde{\mathbf{y}}^n$ if \bar{x}_n in $\bar{\mathbf{x}}^n$ satisfies (52). Then we only describe the algorithms for updating $\tilde{\mathbf{H}}^{o(n-1)}$ and $\tilde{\mathbf{y}}^{o(n-1)}$ to $\tilde{\mathbf{H}}^{\hat{n}}$ and $\tilde{\mathbf{y}}^{\hat{n}}$, into which we can substitute (53) and (52) to obtain the algorithms for updating $\tilde{\mathbf{H}}^{o(n-1)}$ and $\tilde{\mathbf{y}}^{o(n-1)}$ to $\tilde{\mathbf{H}}^{\hat{n}}$ and $\tilde{\mathbf{y}}^{\hat{n}}$. For simplicity, in the rest of this paper we always use $\bar{\mathbf{x}}^l$, \mathbf{V}^l , $\tilde{\mathbf{H}}^l$, $\tilde{\mathbf{y}}^l$, $\bar{\mathbf{x}}$, \mathbf{V} , $\tilde{\mathbf{H}}$ and $\tilde{\mathbf{y}}$ as the shorthand expressions for the above-mentioned $\bar{\mathbf{x}}^{o(n-1)}$, $\mathbf{V}^{o(n-1)}$, $\tilde{\mathbf{H}}^{o(n-1)}$, $\tilde{\mathbf{y}}^{o(n-1)}$, $\bar{\mathbf{x}}^n$, \mathbf{V}^n , $\tilde{\mathbf{H}}^n$ and $\tilde{\mathbf{y}}^n$, respectively, while in the rest of this subsection we only consider the procedure for x_N (i.e., the case of $n = N$).

As shown in (3) and (4), \bar{x}_N and v_N replace \bar{x}'_N in $\bar{\mathbf{x}}^l$ and v'_N in \mathbf{V}^l respectively, to update the soft decision vector $\bar{\mathbf{x}}^l = \bar{\mathbf{x}}^{o(N-1)}$ and the residual interference variance matrix $\mathbf{V}^l = \mathbf{V}^{o(N-1)}$ to $\bar{\mathbf{x}} = \bar{\mathbf{x}}^N$ and $\mathbf{V} = \mathbf{V}^N$ respectively, by

$$\bar{\mathbf{x}} = \begin{bmatrix} \bar{\mathbf{x}}_{N-1}^T & \bar{x}_N \end{bmatrix}^T \quad (63a)$$

$$\mathbf{V} = \begin{bmatrix} \mathbf{V}_{N-1}^l & \mathbf{0}_{N-1} \\ \mathbf{0}_{N-1}^T & v_N \end{bmatrix}, \quad (63b)$$

where $\bar{\mathbf{x}}'_{N-1}$ denote the first $N-1$ entries of $\bar{\mathbf{x}}^l$, and \mathbf{V}'_{N-1} is the $(N-1) \times (N-1)$ leading principal submatrix of \mathbf{V}^l . In the next paragraph, the above (63) will be utilized to deduce that the uniform SI-cancelled receive vector $\tilde{\mathbf{y}}^l = \tilde{\mathbf{y}}^{o(N-1)}$ and the uniform equivalent channel matrix $\tilde{\mathbf{H}}^l = \tilde{\mathbf{H}}^{o(N-1)}$ are updated to $\tilde{\mathbf{y}} = \tilde{\mathbf{y}}^N$ and $\tilde{\mathbf{H}} = \tilde{\mathbf{H}}^N$, respectively, by

$$\tilde{\mathbf{y}} = \tilde{\mathbf{y}}^l - (\bar{x}_N - \bar{x}'_N) \tilde{\mathbf{h}}'_N / \sqrt{v'_N} \quad (64a)$$

$$\tilde{\mathbf{H}} = \begin{bmatrix} \tilde{\mathbf{H}}'_{N-1} & \tilde{\mathbf{h}}'_N \sqrt{v_N/v'_N} \end{bmatrix} \quad (64b)$$

where $\tilde{\mathbf{H}}'_{N-1}$ and $\tilde{\mathbf{h}}'_N$ denote the first $N-1$ columns and the N^{th} column of $\tilde{\mathbf{H}}^l$, respectively.

To deduce (64), we first use (59) to deduce that the n^{th} column of $\tilde{\mathbf{H}}^l$, i.e., $\tilde{\mathbf{h}}_n^l$ ($1 \leq n \leq N$), satisfies

$$\mathbf{h}_n = \tilde{\mathbf{h}}_n^l / \sqrt{v_n^l}, \quad (65)$$

in which we set $l = o(n-1)$ and $n = N$ to write

$$\mathbf{h}_N = \tilde{\mathbf{h}}_N^{o(n-1)} / \sqrt{v_N^{o(n-1)}} = \tilde{\mathbf{h}}'_N / \sqrt{v'_N}. \quad (66)$$

To deduce (64a), substitute (63a) into (18) to obtain $\tilde{\mathbf{y}} = \mathbf{y} - \mathbf{H} \begin{bmatrix} \bar{\mathbf{x}}_{N-1}^T & \bar{x}_N \end{bmatrix}^T = \mathbf{y} - \mathbf{H}\bar{\mathbf{x}}^T + \mathbf{h}_N \bar{x}'_N - \mathbf{h}_N \bar{x}_N$, into which substitute (66) and (18) written as $\tilde{\mathbf{y}}^l = \mathbf{y} -$

$\mathbf{H}\bar{\mathbf{x}}^T$. To deduce (64b), substitute (63b) into (59) to obtain $\tilde{\mathbf{H}} = \mathbf{H} \sqrt{\begin{bmatrix} \mathbf{V}'_{N-1} & \mathbf{0}_{N-1} \\ \mathbf{0}'_{N-1} & v_N \end{bmatrix}} = [\mathbf{H}_{N-1} \sqrt{\mathbf{V}'_{N-1}} \quad \mathbf{h}_N \sqrt{v_N}]$, into which substitute (66) and (59) written as $\tilde{\mathbf{H}}'_{N-1} = \mathbf{H}_{N-1} \sqrt{\mathbf{V}'_{N-1}}$.

It can be seen that the update of the interference cancelled receive vector by (64a) for LMMSE-ISIC is mathematically identical to that by (39) for HD-OSIC, while $(\tilde{x}_N - \tilde{x}'_N) / \sqrt{v'_N}$ in (64a) is equivalent to \tilde{x}_n in (39). On the other hand, it can be seen from (40) that the last column of the permuted \mathbf{H} (i.e., \mathbf{h}_N) is removed to deflate $\mathbf{H} = \mathbf{H}_N$ to \mathbf{H}_{N-1} for HD-OSIC, while it can be seen from (64b) that the last column of $\tilde{\mathbf{H}}'$ is multiplied by a scalar to update $\tilde{\mathbf{H}}'$ to $\tilde{\mathbf{H}}$ for LMMSE-ISIC. Obviously, $\tilde{\mathbf{H}}'$ is deflated to $\tilde{\mathbf{H}} = [\tilde{\mathbf{H}}'_{N-1} \quad \mathbf{0}] = \tilde{\mathbf{H}}'_{N-1}$ by (64b) if $v_N = 0$, i.e., the update of \mathbf{H}_N to \mathbf{H}_{N-1} for HD-OSIC can be regarded as a special case of the update of $\tilde{\mathbf{H}}'$ to $\tilde{\mathbf{H}}$ by (64b) for LMMSE-ISIC. Accordingly, the update of the uniform equivalent channel matrix by (64b) for LMMSE-ISIC can be regarded as the extension of the update of the channel matrix for HD-OSIC. So we can finally conclude that the LMMSE-ISIC detection process by (62), (64a) and (64b) can be regarded as the extension of the HD-OSIC detection process by (38), (39) and (40).

C. The Recursive Scheme for LMMSE-ISIC as the Extension of the Recursive Scheme for HD-OSIC

In this subsection, we extend the recursive scheme for HD-OSIC to propose that for LMMSE-ISIC. The proposed recursive scheme is based on the Hermitian inverse matrix

$$\mathbf{Q}_n^l = \left((\tilde{\mathbf{H}}_n^l)^H \tilde{\mathbf{H}}_n^l + \sigma^2 \mathbf{I}_n \right)^{-1} \quad (67)$$

with $\tilde{\mathbf{H}}_n^l = [\tilde{\mathbf{h}}_1^l, \tilde{\mathbf{h}}_2^l, \dots, \tilde{\mathbf{h}}_n^l]$ to be the first n columns of $\tilde{\mathbf{H}}^l$, as the recursive HD-OSIC scheme is based on \mathbf{Q}_n defined from \mathbf{H}_n by (42). On the other hand, the uniform symbol estimate vector associated with $\mathbf{Q}^l = \mathbf{Q}_N^l$, i.e.,

$$\tilde{\mathbf{t}}^l = \sqrt{(\mathbf{V}^l)^{-1}} \mathbf{Q}^l (\tilde{\mathbf{H}}^l)^H \tilde{\mathbf{y}}^l, \quad (68)$$

is applied to obtain the LMMSE-ISIC estimate directly by

$$\hat{x}_n = \tilde{\mathbf{t}}^{\hat{n}}(n). \quad (69)$$

It can be seen that the above (68) and (69) are just similar to (48) and (49) for HD-OSIC, respectively, which will be deduced in the following paragraph.

Actually, $\tilde{\mathbf{t}}^l$ in (68) is defined by

$$\tilde{\mathbf{t}}^l = \mathbf{F}^l \tilde{\mathbf{y}}^l, \quad (70)$$

where the uniform filtering matrix \mathbf{F}^l and the uniform SI-cancelled receive vector $\tilde{\mathbf{y}}^l$ satisfy (57) and (54), respectively. Then to write (70) as (68), substitute $\mathbf{Q}^l = \mathbf{Q}_N^l$ defined by (67) with $n = N$ into (60) to obtain $\mathbf{F}^l = \sqrt{(\mathbf{V}^l)^{-1}} \mathbf{Q}^l (\tilde{\mathbf{H}}^l)^H$, which is then substituted into (70). We also use (70) to deduce (69). We simply substitute (55) into (10) to write $\hat{x}_n = [\mathbf{F}^{\hat{n}} \tilde{\mathbf{y}}^{\hat{n}}]_n$, into which substitute (70) with $l = \hat{n}$.

Moreover, the n^{th} diagonal entry of $\mathbf{Q}^{\hat{n}}$ (i.e., \mathbf{Q}_N^l with $l = \hat{n}$) can be applied to compute the filtering bias μ_n by

$$\mu_n = 1 - \sigma^2 \mathbf{Q}^{\hat{n}}(n, n). \quad (71)$$

To deduce (71), we substitute (67) into (61) to write

$$\begin{aligned} \mathbf{f}_{n,CV}^H &= \left[\mathbf{Q}^{\hat{n}} (\tilde{\mathbf{H}}^{\hat{n}})^H \right]_n \\ &= \mathbf{Q}^{\hat{n}}(n, :) (\tilde{\mathbf{H}}^{\hat{n}})^H, \end{aligned} \quad (72)$$

and then substitute (72) and (65) into (11) to obtain

$$\mu_n = \mathbf{Q}^{\hat{n}}(n, :) (\tilde{\mathbf{H}}^{\hat{n}})^H \tilde{\mathbf{h}}_n^{\hat{n}} / \sqrt{v_n^{\hat{n}}}. \quad (73)$$

We also substitute (67) into $\mathbf{Q}^l (\tilde{\mathbf{H}}^l)^H \tilde{\mathbf{H}}^l$ to write

$$\begin{aligned} \mathbf{Q}^l (\tilde{\mathbf{H}}^l)^H \tilde{\mathbf{H}}^l &= \left((\tilde{\mathbf{H}}^l)^H \tilde{\mathbf{H}}^l + \sigma^2 \mathbf{I} \right)^{-1} (\tilde{\mathbf{H}}^l)^H \tilde{\mathbf{H}}^l \\ &= \mathbf{I} - \sigma^2 \left((\tilde{\mathbf{H}}^l)^H \tilde{\mathbf{H}}^l + \sigma^2 \mathbf{I} \right)^{-1} \\ &= \mathbf{I} - \sigma^2 \mathbf{Q}^l, \end{aligned} \quad (74)$$

of which the n^{th} ($1 \leq n \leq N$) diagonal entry is

$$\mathbf{Q}^l(n, :) (\tilde{\mathbf{H}}^l)^H \tilde{\mathbf{h}}_n^l = 1 - \sigma^2 \mathbf{Q}^l(n, n). \quad (75)$$

Finally, we substitute (75) and (51) into (73) to obtain (71).

Now the LMMSE-ISIC estimate and the filtering bias can be computed easily from the entries of $\tilde{\mathbf{t}}^{\hat{n}}$ and $\mathbf{Q}^{\hat{n}}$, respectively, by (69) and (71). Then we only need to develop the algorithms to update the inverse matrix $\mathbf{Q}^{o(n-1)}$ and the uniform symbol estimate vector $\tilde{\mathbf{t}}^{o(n-1)}$ to $\mathbf{Q}^{l'}$ and $\tilde{\mathbf{t}}^{l'}$ with $l' = \hat{n}$ or n , respectively, which will be deduced in the next section.

IV. THE UPDATE OF THE INVERSE MATRIX AND THE UNIFORM SYMBOL ESTIMATE VECTOR

As mentioned in the last section, $\tilde{\mathbf{y}}^{\hat{n}}$ is equal to $\tilde{\mathbf{y}}^n$ if \tilde{x}_n in $\tilde{\mathbf{x}}^n$ satisfies (52), while $\mathbf{V}^{\hat{n}}$ and $\tilde{\mathbf{H}}^{\hat{n}}$ are equal to \mathbf{V}^n and $\tilde{\mathbf{H}}^n$, respectively, if v_n in \mathbf{V}^n satisfies (53). Moreover, \mathbf{Q}^l is computed from $\tilde{\mathbf{H}}^l$ by (67), while $\tilde{\mathbf{t}}^l$ is computed from \mathbf{Q}^l , \mathbf{V}^l , $\tilde{\mathbf{H}}^l$ and $\tilde{\mathbf{y}}^l$ by (68). Then in this section, we only describe the algorithms to update $\mathbf{Q}^{o(n-1)}$ and $\tilde{\mathbf{t}}^{o(n-1)}$ to \mathbf{Q}^n and $\tilde{\mathbf{t}}^n$ respectively, into which we can substitute (52) and (53) to obtain the algorithms to update $\mathbf{Q}^{o(n-1)}$ and $\tilde{\mathbf{t}}^{o(n-1)}$ to $\mathbf{Q}^{\hat{n}}$ and $\tilde{\mathbf{t}}^{\hat{n}}$ respectively. Notice that in the remainder of this paper, \mathbf{Q}^l , $\tilde{\mathbf{t}}^l$, \mathbf{Q} and $\tilde{\mathbf{t}}$ will always represent the above-mentioned $\mathbf{Q}^{o(n-1)}$, $\tilde{\mathbf{t}}^{o(n-1)}$, \mathbf{Q}^n and $\tilde{\mathbf{t}}^n$, respectively.

For simplicity, we only consider the procedure for x_N (i.e., the case of $n = N$) in this section. In Subsection A, we will deduce that the inverse matrix \mathbf{Q}'_N can be directly updated to \mathbf{Q}_N by (45) (with $n = N$) and

$$\omega_N = \frac{\omega'_N v'_N}{v_N + \sigma^2 \omega'_N (v'_N - v_N)} \quad (76a)$$

$$\ddot{\mathbf{q}}_N = \ddot{\mathbf{q}}'_N \frac{\omega_N}{\omega'_N} \sqrt{\frac{v_N}{v'_N}} \quad (76b)$$

$$\ddot{\mathbf{Q}}_{N-1} = \ddot{\mathbf{Q}}'_{N-1} + \frac{\omega_N v_N - \omega'_N v'_N}{\omega_N'^2 v'_N} \ddot{\mathbf{q}}'_N \ddot{\mathbf{q}}_N^H, \quad (76c)$$

where $\ddot{\mathbf{Q}}'_{N-1}$, $\ddot{\mathbf{q}}'_N$ and ω'_N are in \mathbf{Q}'_N , as show in \mathbf{Q}'_N satisfying (45). On the other hand, in Subsection B we will

deduce that the uniform symbol estimate vector $\tilde{\mathbf{t}}' = \mathbf{t}^{o(n-1)}$ can be updated to $\tilde{\mathbf{t}} = \tilde{\mathbf{t}}^n$ by

$$\left\{ \begin{array}{l} \tilde{\mathbf{t}}_{N-1} = \tilde{\mathbf{t}}'_{N-1} + \sigma^2 \sqrt{v'_N \mathbf{V}_{N-1}^{-1}} \tilde{\mathbf{q}}'_N \times \\ \quad \frac{\bar{x}_N - \bar{x}'_N + (v_N - v'_N) \tilde{\mathbf{t}}'(N)}{v_N - \sigma^2 \omega'_N (v_N - v'_N)} \end{array} \right. \quad (77a)$$

$$\left\{ \begin{array}{l} \tilde{\mathbf{t}}(N) = \frac{v'_N \tilde{\mathbf{t}}'(N) + (\bar{x}_N - \bar{x}'_N) (\sigma^2 \omega'_N - 1)}{v_N - \sigma^2 \omega'_N (v_N - v'_N)}, \end{array} \right. \quad (77b)$$

where $\tilde{\mathbf{t}}_{N-1}$ and $\tilde{\mathbf{t}}(N)$ denote the first $N-1$ entries and the N^{th} entry of $\tilde{\mathbf{t}}$, respectively, and ω'_N and $\tilde{\mathbf{q}}'_N$ are in \mathbf{Q}'_N .

It can be seen from (16) that when $v_n \rightarrow 0$, $\bar{x}_n \rightarrow x \in \mathcal{X}$, i.e., the soft decision \bar{x}_n approaches the hard decision \check{x}_n . $v_n \rightarrow 0$ can be substituted into (76b) and (76c) to obtain

$$\left\{ \begin{array}{l} \tilde{\mathbf{q}}_N = \mathbf{0}_{N-1} \\ \tilde{\mathbf{Q}}_{N-1} = \tilde{\mathbf{Q}}'_{N-1} - \frac{1}{\omega'_N} \tilde{\mathbf{q}}'_N \tilde{\mathbf{q}}'^H, \end{array} \right. \quad (78a)$$

$$\left\{ \begin{array}{l} \tilde{\mathbf{Q}}_{N-1} = \tilde{\mathbf{Q}}'_{N-1} - \frac{1}{\omega'_N} \tilde{\mathbf{q}}'_N \tilde{\mathbf{q}}'^H, \end{array} \right. \quad (78b)$$

and can also be substituted into (77a) to obtain

$$\tilde{\mathbf{t}}_{N-1} = \tilde{\mathbf{t}}'_{N-1} + \frac{\bar{x}_N - \bar{x}'_N - v'_N \tilde{\mathbf{t}}'(N)}{\sqrt{v'_N}} \sqrt{\mathbf{V}_{N-1}^{-1}} \tilde{\mathbf{q}}'_N. \quad (79)$$

Obviously, (78) is equivalent to (47) for deflating \mathbf{Q}_n to \mathbf{Q}_{n-1} in HD-OSIC, while (79) is similar to (50) for updating the symbol estimate vector in HD-OSIC. Thus the recursive HD-OSIC scheme can be regarded as the special case with $v_n \rightarrow 0$ of the proposed recursive LMMSE-ISIC scheme.

A. Derivation of the Algorithm to Update the Inverse Matrix

It can be seen from (64b) that $\tilde{\mathbf{H}}'_{N-1} = \tilde{\mathbf{H}}_{N-1}$, from which we deduce that the corresponding inverse matrices \mathbf{Q}'_{N-1} and \mathbf{Q}_{N-1} defined by (67) satisfy

$$\mathbf{Q}'_{N-1} = \mathbf{Q}_{N-1}. \quad (80)$$

Accordingly, we can simply use (47) to deflate \mathbf{Q}'_N to $\mathbf{Q}'_{N-1} = \mathbf{Q}_{N-1}$, and then use (46) and (45) to expand \mathbf{Q}_{N-1} to \mathbf{Q}_N . To further reduce the complexity, we will deduce (76) in this subsection, which is applied to update the inverse matrix $\mathbf{Q}' = \mathbf{Q}^{o(N-1)}$ to $\mathbf{Q} = \mathbf{Q}^N$.

For convenience of expression, write (43) and (44) as

$$\mathbf{R}'_n = (\tilde{\mathbf{H}}_n^l)^H \tilde{\mathbf{H}}_n^l + \sigma^2 \mathbf{I}_n \quad (81)$$

and

$$\mathbf{R}'_n = \begin{bmatrix} \mathbf{R}'_{n-1} & \tilde{\mathbf{r}}_n^l \\ (\tilde{\mathbf{r}}_n^l)^H & \gamma_n^l \end{bmatrix}, \quad (82)$$

respectively, where \mathbf{R}'_n satisfies $\mathbf{Q}'_n = (\mathbf{R}'_n)^{-1}$, as can be seen from (67) and (81). Moreover, $\tilde{\mathbf{r}}_n^l$ and γ_n^l in (82) satisfy

$$\left\{ \begin{array}{l} \tilde{\mathbf{r}}_n^l = (\tilde{\mathbf{H}}_{n-1}^l)^H \tilde{\mathbf{h}}_n^l \\ \gamma_n^l = (\tilde{\mathbf{h}}_n^l)^H \tilde{\mathbf{h}}_n^l + \sigma^2, \end{array} \right. \quad (83a)$$

$$\left\{ \begin{array}{l} \gamma_n^l = (\tilde{\mathbf{h}}_n^l)^H \tilde{\mathbf{h}}_n^l + \sigma^2, \end{array} \right. \quad (83b)$$

which can be deduced easily by substituting (81) into (82).

Firstly, let us deduce the efficient algorithm to update $\mathbf{R}' = \mathbf{R}'_N^{o(N-1)}$ to $\mathbf{R} = \mathbf{R}'_N$, while both $\mathbf{R}'_N^{o(N-1)}$ and \mathbf{R}'_N

are defined by (81). Substitute $\tilde{\mathbf{H}}'_N = \tilde{\mathbf{H}}$ satisfying (64b) into (81) to write

$$\begin{aligned} \mathbf{R} &= \begin{bmatrix} \tilde{\mathbf{H}}'_{N-1} & \tilde{\mathbf{h}}'_N \sqrt{\frac{v_N}{v'_N}} \end{bmatrix}^H \begin{bmatrix} \tilde{\mathbf{H}}'_{N-1} & \tilde{\mathbf{h}}'_N \sqrt{\frac{v_N}{v'_N}} \end{bmatrix} + \sigma^2 \mathbf{I} \\ &= \begin{bmatrix} \mathbf{R}'_{N-1} & \sqrt{\frac{v_N}{v'_N}} \tilde{\mathbf{H}}'^H_{N-1} \tilde{\mathbf{h}}'_N \\ \sqrt{\frac{v_N}{v'_N}} \tilde{\mathbf{h}}'^H_{N-1} \tilde{\mathbf{H}}'_{N-1} & \frac{v_N}{v'_N} \tilde{\mathbf{h}}'^H_{N-1} \tilde{\mathbf{h}}'_N + \sigma^2 \end{bmatrix}, \end{aligned} \quad (84)$$

where we utilize \mathbf{R}'_{N-1} defined from $\tilde{\mathbf{H}}'_{N-1}$ by (81). Then substitute (82) with $l = n = N$ into (84) to obtain ³

$$\left\{ \begin{array}{l} \mathbf{R}_{N-1} = \mathbf{R}'_{N-1} \\ \tilde{\mathbf{r}}_N = \sqrt{\frac{v_N}{v'_N}} \tilde{\mathbf{H}}'^H_{N-1} \tilde{\mathbf{h}}'_N \end{array} \right. \quad (85a)$$

$$\left\{ \begin{array}{l} \tilde{\mathbf{r}}_N = \sqrt{\frac{v_N}{v'_N}} \tilde{\mathbf{H}}'^H_{N-1} \tilde{\mathbf{h}}'_N \\ \gamma_N = \frac{v_N}{v'_N} \tilde{\mathbf{h}}'^H_{N-1} \tilde{\mathbf{h}}'_N + \sigma^2. \end{array} \right. \quad (85b)$$

$$\left\{ \begin{array}{l} \gamma_N = \frac{v_N}{v'_N} \tilde{\mathbf{h}}'^H_{N-1} \tilde{\mathbf{h}}'_N + \sigma^2. \end{array} \right. \quad (85c)$$

Finally, substitute $\tilde{\mathbf{r}}'_N = \tilde{\mathbf{r}}'^{o(N-1)}$ satisfying (83a) (i.e., $\tilde{\mathbf{r}}'_N = \tilde{\mathbf{H}}'^H_{N-1} \tilde{\mathbf{h}}'_N$) and $\gamma'_N = \gamma'^{o(N-1)}$ satisfying (83b) (i.e., $\gamma'_N = (\tilde{\mathbf{h}}'_N)^H \tilde{\mathbf{h}}'_N + \sigma^2$) into (85b) and (85c), respectively, to obtain

$$\left\{ \begin{array}{l} \tilde{\mathbf{r}}_N = \tilde{\mathbf{r}}'_N \sqrt{v_N/v'_N} \\ \gamma_N = (\gamma'_N - \sigma^2) v_N/v'_N + \sigma^2, \end{array} \right. \quad (86a)$$

$$\left\{ \begin{array}{l} \gamma_N = (\gamma'_N - \sigma^2) v_N/v'_N + \sigma^2, \end{array} \right. \quad (86b)$$

where $\tilde{\mathbf{r}}'_N$ and γ'_N are in \mathbf{R}' , as shown in (82) for $\mathbf{R}' = \mathbf{R}'_N^{o(N-1)}$. Notice that the update of \mathbf{R}' to \mathbf{R} includes (86), (85a) and (82) (with $l = n = N$).

To deduce (76a) and (76b), substitute the above (80) and (86) into (46a) and (46b) (with $n = N$) to obtain

$$\begin{aligned} \omega_N &= 1 / \left((\gamma'_N - \sigma^2) \frac{v_N}{v'_N} + \sigma^2 - \tilde{\mathbf{r}}'^H \sqrt{\frac{v_N}{v'_N}} \mathbf{Q}'_{N-1} \tilde{\mathbf{r}}'_N \sqrt{\frac{v_N}{v'_N}} \right) \\ &= 1 / \left(\frac{v_N}{v'_N} (\gamma'_N - \tilde{\mathbf{r}}'^H \mathbf{Q}'_{N-1} \tilde{\mathbf{r}}'_N) + \sigma^2 - \frac{\sigma^2 v_N}{v'_N} \right) \end{aligned} \quad (87)$$

and

$$\begin{aligned} \tilde{\mathbf{q}}_N &= -\omega_N \mathbf{Q}'_{N-1} \tilde{\mathbf{r}}'_N \sqrt{v_N/v'_N} \\ &= -\frac{\omega_N}{\omega'_N} \sqrt{\frac{v_N}{v'_N}} \omega'_N \mathbf{Q}'_{N-1} \tilde{\mathbf{r}}'_N, \end{aligned} \quad (88)$$

respectively, and then substitute ω'_N satisfying (46a) and $\tilde{\mathbf{q}}'_N$ satisfying (46b) into (87) and (88), respectively. To deduce (76c), substitute (80) into \mathbf{Q}'_{N-1} satisfying (47) (i.e., $\mathbf{Q}'_{N-1} = \tilde{\mathbf{Q}}'_{N-1} - (1/\omega'_N) \tilde{\mathbf{q}}'_N \tilde{\mathbf{q}}'^H$) to obtain

$$\mathbf{Q}_{N-1} = \tilde{\mathbf{Q}}'_{N-1} - (1/\omega'_N) \tilde{\mathbf{q}}'_N \tilde{\mathbf{q}}'^H, \quad (89)$$

and then substitute (89) and (76b) into (46c) (with $n = N$) to obtain $\tilde{\mathbf{Q}}_{N-1} = \tilde{\mathbf{Q}}'_{N-1} - (1/\omega'_N) \tilde{\mathbf{q}}'_N \tilde{\mathbf{q}}'^H + (1/\omega_N) \frac{\omega_N}{\omega'_N} \sqrt{\frac{v_N}{v'_N}} \tilde{\mathbf{q}}'_N (\frac{\omega_N}{\omega'_N} \sqrt{\frac{v_N}{v'_N}} \tilde{\mathbf{q}}'_N)^H$.

B. Derivation of the Algorithm to Update the Uniform Symbol Estimate Vector

In this subsection, we deduce (77), which is applied to update the uniform symbol estimate vector $\tilde{\mathbf{t}}' = \tilde{\mathbf{t}}^{o(n-1)}$ to $\tilde{\mathbf{t}} = \tilde{\mathbf{t}}^n$. We represent $\tilde{\mathbf{t}}^l$ ($l = o(n-1), \hat{n}, n$) satisfying (68) as

$$\tilde{\mathbf{t}}^l = \sqrt{(\mathbf{V}^l)^{-1}} \mathbf{t}^l, \quad (90)$$

³Here the superscript $l = N$ is omitted for simplicity in some variables.

where $\mathbf{t}^l = \mathbf{Q}^l (\tilde{\mathbf{H}}^l)^H \tilde{\mathbf{y}}^l$ can be written as

$$\mathbf{t}^l = \mathbf{Q}^l \mathbf{z}^l \quad (91)$$

with

$$\mathbf{z}^l = (\tilde{\mathbf{H}}^l)^H \tilde{\mathbf{y}}^l. \quad (92)$$

In this subsection, we first consider \mathbf{t}^l defined by (91) and deduce that $\mathbf{t}^l = \mathbf{t}^{o(N-1)}$ can be updated to $\mathbf{t} = \mathbf{t}^N$ by

$$\begin{cases} \mathbf{t}_{N-1} = \mathbf{t}'_{N-1} + \ddot{\mathbf{q}}'_N \times \\ \left(\mathbf{t}'(N) \frac{\omega_N v_N - \omega'_N v'_N}{\omega_N'^2 v'_N} + \sigma^2 \omega_N \frac{\bar{x}_N - \bar{x}'_N}{\omega'_N \sqrt{v'_N}} \right) \end{cases} \quad (93a)$$

$$\begin{cases} \mathbf{t}(N) = \mathbf{t}'(N) \frac{\omega_N}{\omega'_N} \sqrt{\frac{v_N}{v'_N}} + \frac{(\sigma^2 \omega_N - 1) (\bar{x}_N - \bar{x}'_N)}{\sqrt{v_N}}, \end{cases} \quad (93b)$$

which is then applied to deduce (77) finally.

To get (93), let us deduce that \mathbf{z}^l in (92) can be updated by

$$\mathbf{z} = \begin{bmatrix} \mathbf{z}'_{N-1} \\ \sqrt{v_N/v'_N} \mathbf{z}'(N) \end{bmatrix} - (\bar{x}_N - \bar{x}'_N) \tilde{\mathbf{H}}^H \frac{\tilde{\mathbf{h}}_N}{\sqrt{v_N}}. \quad (94)$$

To derive (94), substitute $\tilde{\mathbf{h}}'_N / \sqrt{v'_N} = \tilde{\mathbf{h}}_N / \sqrt{v_N}$ (deduced from (65)) into (64a) to obtain $\tilde{\mathbf{y}} = \tilde{\mathbf{y}}' - (\bar{x}_N - \bar{x}'_N) \tilde{\mathbf{h}}_N / \sqrt{v_N}$, which is substituted into (92) to obtain

$$\begin{aligned} \mathbf{z} &= \tilde{\mathbf{H}}^H (\tilde{\mathbf{y}}' - (\bar{x}_N - \bar{x}'_N) \tilde{\mathbf{h}}_N / \sqrt{v_N}) \\ &= \tilde{\mathbf{H}}^H \tilde{\mathbf{y}}' - (\bar{x}_N - \bar{x}'_N) \tilde{\mathbf{H}}^H \tilde{\mathbf{h}}_N / \sqrt{v_N}. \end{aligned} \quad (95)$$

Then substitute (64b) into $\tilde{\mathbf{H}}^H \tilde{\mathbf{y}}' = \tilde{\mathbf{H}}^H \tilde{\mathbf{y}}'$ in (95) to obtain

$$\begin{aligned} \tilde{\mathbf{H}}^H \tilde{\mathbf{y}}' &= \begin{bmatrix} \tilde{\mathbf{H}}^H_{N-1} \\ \tilde{\mathbf{h}}^H_N / \sqrt{v_N/v'_N} \end{bmatrix} \tilde{\mathbf{y}}' = \begin{bmatrix} \tilde{\mathbf{H}}^H_{N-1} \tilde{\mathbf{y}}' \\ \sqrt{v_N/v'_N} \tilde{\mathbf{h}}^H_N \tilde{\mathbf{y}}' \end{bmatrix} \\ &= \begin{bmatrix} \mathbf{z}'_{N-1} \\ \sqrt{v_N/v'_N} \mathbf{z}'(N) \end{bmatrix}, \end{aligned} \quad (96)$$

where \mathbf{z}' satisfying (92) (i.e., $\mathbf{z}' = \tilde{\mathbf{H}}^H \tilde{\mathbf{y}}'$) is utilized, and \mathbf{z}'_{N-1} denotes the first $N-1$ entries of \mathbf{z}' . Finally, we substitute (96) into (95), to obtain (94).

The update of \mathbf{z}^l by (94) requires $\tilde{\mathbf{H}}^H \tilde{\mathbf{h}}_N$, which is relevant to the N^{th} column of $\mathbf{W} = \mathbf{H}^H \mathbf{H}$. To avoid storing \mathbf{W} , we replace \mathbf{z} with $\mathbf{t} = \mathbf{Q} \mathbf{z}$ (i.e., (91)), and use only the entries in \mathbf{Q}'_N and \mathbf{Q}_N (i.e., ω'_N and $\ddot{\mathbf{q}}'_N$ in \mathbf{Q}'_N , and ω_N in \mathbf{Q}_N) to update \mathbf{t} by (93), which will be deduced in what follows.

We can substitute (94) into (91) to write

$$\mathbf{t} = \xi - (\bar{x}_N - \bar{x}'_N) \mathbf{Q} \tilde{\mathbf{H}}^H \tilde{\mathbf{h}}_N / \sqrt{v_N} \quad (97)$$

with

$$\xi = \mathbf{Q} \begin{bmatrix} \mathbf{z}'_{N-1} \\ \sqrt{\frac{v_N}{v'_N}} \mathbf{z}'(N) \end{bmatrix}^T. \quad (98)$$

It can be seen from (74) that the N^{th} column of $\mathbf{Q} \tilde{\mathbf{H}}^H \tilde{\mathbf{H}}$ is $\mathbf{Q} \tilde{\mathbf{H}}^H \tilde{\mathbf{h}}_N = \mathbf{e}_N - \sigma^2 \mathbf{q}_N = \begin{bmatrix} -\sigma^2 \ddot{\mathbf{q}}_N & 1 - \sigma^2 \omega_N \end{bmatrix}^T$, which is substituted into (97) to simplify it to

$$\mathbf{t} = \xi + \begin{bmatrix} \sigma^2 \ddot{\mathbf{q}}_N & \sigma^2 \omega_N - 1 \end{bmatrix}^T (\bar{x}_N - \bar{x}'_N) / \sqrt{v_N}. \quad (99)$$

On the other hand, we need to simplify (98). Let us substitute \mathbf{Q}' satisfying (45) into \mathbf{t}' satisfying (91) to write $\begin{bmatrix} \mathbf{t}'_{N-1} \\ \mathbf{t}'(N) \end{bmatrix} =$

$$\begin{bmatrix} \ddot{\mathbf{Q}}'_{N-1} & \ddot{\mathbf{q}}'_N \\ \ddot{\mathbf{q}}'^H_{N-1} & \omega'_N \end{bmatrix} \mathbf{z}' = \begin{bmatrix} \ddot{\mathbf{Q}}'_{N-1} \mathbf{z}'_{N-1} + \ddot{\mathbf{q}}'_N \mathbf{z}'(N) \\ \ddot{\mathbf{q}}'^H_{N-1} \mathbf{z}'_{N-1} + \omega'_N \mathbf{z}'(N) \end{bmatrix}, \quad \text{from}$$

which we deduce

$$\begin{cases} \ddot{\mathbf{Q}}'_{N-1} \mathbf{z}'_{N-1} = \mathbf{t}'_{N-1} - \ddot{\mathbf{q}}'_N \mathbf{z}'(N) \\ \ddot{\mathbf{q}}'^H_{N-1} \mathbf{z}'_{N-1} = \mathbf{t}'(N) - \omega'_N \mathbf{z}'(N). \end{cases} \quad (100a)$$

$$(100b)$$

Then substitute (76b) and (76c) into (45) with $n = N$ to write

$$\mathbf{Q}_N = \begin{bmatrix} \ddot{\mathbf{Q}}'_{N-1} + \frac{\omega_N v_N - \omega'_N v'_N}{\omega_N'^2 v'_N} \ddot{\mathbf{q}}'_N \ddot{\mathbf{q}}'^H & \frac{\omega_N}{\omega'_N} \sqrt{\frac{v_N}{v'_N}} \ddot{\mathbf{q}}'_N \\ \frac{\omega_N}{\omega'_N} \sqrt{\frac{v_N}{v'_N}} \ddot{\mathbf{q}}'^H & \omega_N \end{bmatrix},$$

which is substituted into (98) to obtain

$$\begin{aligned} \xi &= \begin{bmatrix} \ddot{\mathbf{Q}}'_{N-1} + \frac{\omega_N v_N - \omega'_N v'_N}{\omega_N'^2 v'_N} \ddot{\mathbf{q}}'_N \ddot{\mathbf{q}}'^H & \frac{\omega_N}{\omega'_N} \sqrt{\frac{v_N}{v'_N}} \ddot{\mathbf{q}}'_N \\ \frac{\omega_N}{\omega'_N} \sqrt{\frac{v_N}{v'_N}} \ddot{\mathbf{q}}'^H & \omega_N \end{bmatrix} \\ &\times \begin{bmatrix} \mathbf{z}'_{N-1} \\ \sqrt{\frac{v_N}{v'_N}} \mathbf{z}'(N) \end{bmatrix}^T \\ &= \begin{bmatrix} \left(\ddot{\mathbf{Q}}'_{N-1} \mathbf{z}'_{N-1} + \frac{\omega_N v_N - \omega'_N v'_N}{\omega_N'^2 v'_N} \ddot{\mathbf{q}}'_N \mathbf{z}'(N) \right) \\ \frac{\omega_N}{\omega'_N} \sqrt{\frac{v_N}{v'_N}} \ddot{\mathbf{q}}'^H \mathbf{z}'_{N-1} + \omega_N \sqrt{\frac{v_N}{v'_N}} \mathbf{z}'(N) \end{bmatrix} \\ &= \begin{bmatrix} \left(\mathbf{t}'_{N-1} - \ddot{\mathbf{q}}'_N \mathbf{z}'(N) + (\mathbf{t}'(N) - \omega'_N \mathbf{z}'(N)) \right) \\ \times \frac{\omega_N v_N - \omega'_N v'_N}{\omega_N'^2 v'_N} \ddot{\mathbf{q}}'_N + \frac{\omega_N}{\omega'_N} \sqrt{\frac{v_N}{v'_N}} \ddot{\mathbf{q}}'^H \mathbf{z}'(N) \end{bmatrix} \\ &= \begin{bmatrix} \frac{\omega_N}{\omega'_N} \sqrt{\frac{v_N}{v'_N}} (\mathbf{t}'(N) - \omega'_N \mathbf{z}'(N)) + \omega_N \sqrt{\frac{v_N}{v'_N}} \mathbf{z}'(N) \\ \mathbf{t}'_{N-1} + \mathbf{t}'(N) \frac{\omega_N v_N - \omega'_N v'_N}{\omega_N'^2 v'_N} \ddot{\mathbf{q}}'_N \\ \frac{\omega_N}{\omega'_N} \sqrt{\frac{v_N}{v'_N}} \mathbf{t}'(N) \end{bmatrix}, \end{aligned} \quad (101)$$

where we use (100). Finally, substitute (101) into (99) to get

$$\begin{bmatrix} \mathbf{t}_{N-1} \\ \mathbf{t}(N) \end{bmatrix} = \begin{bmatrix} \sigma^2 \ddot{\mathbf{q}}_N \\ \sigma^2 \omega_N - 1 \end{bmatrix} \frac{\bar{x}_N - \bar{x}'_N}{\sqrt{v_N}} + \begin{bmatrix} \mathbf{t}'_{N-1} + \mathbf{t}'(N) \frac{\omega_N v_N - \omega'_N v'_N}{\omega_N'^2 v'_N} \ddot{\mathbf{q}}'_N \\ \frac{\omega_N}{\omega'_N} \sqrt{\frac{v_N}{v'_N}} \mathbf{t}'(N) \end{bmatrix}. \quad (102)$$

From (102), we deduce (93). The lower part of (102) is

$$\mathbf{t}(N) = (\sigma^2 \omega_N - 1) \frac{\bar{x}_N - \bar{x}'_N}{\sqrt{v_N}} + \frac{\omega_N}{\omega'_N} \sqrt{\frac{v_N}{v'_N}} \mathbf{t}'(N),$$

which can be applied to deduce (93b). To deduce (93a), we need to utilize the upper part of (102), i.e.,

$$\begin{aligned} \mathbf{t}_{N-1} &= \sigma^2 \ddot{\mathbf{q}}_N (\bar{x}_N - \bar{x}'_N) / \sqrt{v_N} + \mathbf{t}'_{N-1} + \\ &\quad \ddot{\mathbf{q}}'_N \mathbf{t}'(N) (\omega_N v_N - \omega'_N v'_N) / (\omega_N'^2 v'_N), \end{aligned}$$

into which we substitute (76b) to obtain

$$\begin{aligned} \mathbf{t}_{N-1} &= \sigma^2 \frac{\omega_N}{\omega'_N} \sqrt{\frac{v_N}{v'_N}} \ddot{\mathbf{q}}'_N \frac{\bar{x}_N - \bar{x}'_N}{\sqrt{v_N}} + \mathbf{t}'_{N-1} + \\ &\quad \ddot{\mathbf{q}}'_N \mathbf{t}'(N) \frac{\omega_N v_N - \omega'_N v'_N}{\omega_N'^2 v'_N}. \end{aligned}$$

In what follows, we will use the fact that the n^{th} ($1 \leq n \leq N$) entry of $\tilde{\mathbf{t}}$ satisfies

$$\tilde{\mathbf{t}}(n) = \mathbf{t}(n) / \sqrt{v_n}, \quad (103)$$

while the first $N-1$ entries of $\tilde{\mathbf{t}}$ and $\tilde{\mathbf{t}}'$ satisfy

$$\tilde{\mathbf{t}}_{N-1} = \sqrt{\mathbf{V}_{N-1}^{-1}} \mathbf{t}_{N-1} \quad (104)$$

and

$$\tilde{\mathbf{t}}'_{N-1} = \sqrt{\mathbf{V}_{N-1}^{-1}} \mathbf{t}'_{N-1}, \quad (105)$$

respectively. The above (103) and (104) can be deduced from (90). To deduce (105), write (104) as $\tilde{\mathbf{t}}'_{N-1} = \sqrt{\mathbf{V}_{N-1}^{-1}} \mathbf{t}'_{N-1}$, into which substitute $\mathbf{V}_{N-1} = \mathbf{V}'_{N-1}$ deduced from (63b).

Lastly, we derive (77) from (93). We need to deduce

$$\left\{ \begin{array}{l} \tilde{\mathbf{t}}_{N-1} = \tilde{\mathbf{t}}'_{N-1} + \frac{1}{\omega'_N \sqrt{v'_N}} \sqrt{\mathbf{V}_{N-1}^{-1}} \tilde{\mathbf{q}}'_N \times \\ \left(\tilde{\mathbf{t}}'(N) \left(\frac{\omega_N}{\omega'_N} v_N - v'_N \right) + \sigma^2 \omega_N (\bar{x}_N - \bar{x}'_N) \right) \end{array} \right. \quad (106a)$$

$$\tilde{\mathbf{t}}(N) = \tilde{\mathbf{t}}'(N) \frac{\omega_N}{\omega'_N} + \frac{\sigma^2 \omega_N - 1}{v_N} (\bar{x}_N - \bar{x}'_N) \quad (106b)$$

from (93), into which we can substitute (76a) to obtain (77).

To deduce (106a), multiply $\sqrt{\mathbf{V}_{N-1}^{-1}}$ by (93a) to write

$$\begin{aligned} \sqrt{\mathbf{V}_{N-1}^{-1}} \mathbf{t}_{N-1} &= \sqrt{\mathbf{V}_{N-1}^{-1}} \mathbf{t}'_{N-1} + \sqrt{\mathbf{V}_{N-1}^{-1}} \tilde{\mathbf{q}}'_N \times \\ &\left(\frac{\sqrt{v'_N} \mathbf{t}'(N)}{\omega'_N} \frac{\omega_N v_N - \omega'_N v'_N}{\omega'_N v'_N} + \sigma^2 \omega_N \frac{\bar{x}_N - \bar{x}'_N}{\omega'_N \sqrt{v'_N}} \right) \\ &= \sqrt{\mathbf{V}_{N-1}^{-1}} \mathbf{t}'_{N-1} + \sqrt{\frac{\mathbf{V}_{N-1}^{-1}}{v'_N}} \tilde{\mathbf{q}}'_N \frac{1}{\omega'_N} \times \\ &\left(\sqrt{v'_N} \mathbf{t}'(N) \left(\frac{\omega_N v_N}{\omega'_N v'_N} - 1 \right) + \sigma^2 \omega_N (\bar{x}_N - \bar{x}'_N) \right), \end{aligned}$$

into which substitute (104), (105) and (103) written as

$$\mathbf{t}'(N) = \sqrt{v'_N} \tilde{\mathbf{t}}'(N). \quad (107)$$

To deduce (106b), we multiply $1/\sqrt{v_N}$ by (93b) to obtain $\mathbf{t}(N)/\sqrt{v_N} = \mathbf{t}'(N) \frac{\omega_N}{\omega'_N} \sqrt{\frac{v_N}{v'_N v_N}} + (\sigma^2 \omega_N - 1) (\bar{x}_N - \bar{x}'_N) / v_N$, i.e., $\mathbf{t}(N)/\sqrt{v_N} = \mathbf{t}'(N) \frac{\omega_N}{\omega'_N} \sqrt{\frac{1}{v'_N}} + (\sigma^2 \omega_N - 1) (\bar{x}_N - \bar{x}'_N) / v_N$, into which substitute (103) written as $\mathbf{t}(N) = \sqrt{v_N} \tilde{\mathbf{t}}(N)$ and (107).

V. THE PROPOSED RECURSIVE LMMSE-ISIC SCHEME

In this section, we summarize the proposed recursive low-complexity LMMSE-ISIC scheme.

A. Several Equations for the Proposed LMMSE-ISIC Scheme

It can be seen that (45) with $n = N$, (76) and (77) only apply to the procedure for x_N . When applied to any procedure for x_n ($1 \leq n \leq N$), (77) is extended to

$$\left\{ \begin{array}{l} \tilde{\mathbf{t}}_{N-1}^{[-n]} = \tilde{\mathbf{t}}'_{N-1}^{[-n]} + \sigma^2 \sqrt{v'_n} (\mathbf{V}_{N-1}^{[-n]})^{-1} \tilde{\mathbf{q}}_{:n}^{\prime[-n]} \times \\ \frac{\bar{x}_n - \bar{x}'_n + (v_n - v'_n) \tilde{\mathbf{t}}'(n)}{v_n - \sigma^2 \omega'_n (v_n - v'_n)} \end{array} \right. \quad (108a)$$

$$\tilde{\mathbf{t}}(n) = \frac{v'_n \tilde{\mathbf{t}}'(n) + (\bar{x}_n - \bar{x}'_n) (\sigma^2 \omega'_n - 1)}{v_n + \sigma^2 \omega'_n (v'_n - v_n)}, \quad (108b)$$

where $\mathbf{V}^{[-n]}$ is \mathbf{V} with the n^{th} row and column removed, and $\tilde{\mathbf{t}}_{N-1}^{[-n]}$ is $\tilde{\mathbf{t}}$ with the n^{th} entry $\tilde{\mathbf{t}}(n)$ removed. On the other hand, (45) and (76) can be extended to

$$\mathbf{Q}_{N-1}^{[-n]} = \mathbf{Q}_{N-1}^{\prime[-n]} + \frac{\omega_n v_n - \omega'_n v'_n}{\omega_n^2 v'_n} \mathbf{q}_n^{\prime[-n]} (\mathbf{q}_n^{\prime[-n]})^H \quad (109a)$$

$$\mathbf{q}_n^{[-n]} = \mathbf{q}_n^{\prime[-n]} \frac{\omega_n}{\omega'_n} \sqrt{\frac{v_n}{v'_n}} \quad (109b)$$

$$\mathbf{Q}(n, [1 : n-1, n+1 : N]) = (\mathbf{q}_n^{[-n]})^H \quad (109c)$$

$$\mathbf{Q}(n, n) = \omega_n, \quad (109d)$$

where ω_n is computed by

$$\omega_n = \frac{\omega'_n v'_n}{v_n + \sigma^2 \omega'_n (v'_n - v_n)}, \quad (110)$$

$\mathbf{Q}_{N-1}^{[-n]} = \mathbf{Q}([1:n-1, n+1:N], [1:n-1, n+1:N])$ is \mathbf{Q} with the n^{th} row and column removed, and $\mathbf{q}_n^{[-n]} = \mathbf{Q}([1:n-1, n+1:N], n)$ is the n^{th} column of \mathbf{Q} with the n^{th} entry removed.

The proposed scheme computes the LMMSE-ISIC estimate and the filtering bias by

$$\hat{x}_n = \frac{v'_n \tilde{\mathbf{t}}'(n) + \bar{x}'_n (1 - \sigma^2 \omega'_n)}{1 + \sigma^2 \omega'_n (v'_n - 1)} \quad (111)$$

and

$$\mu_n = \frac{1 - \sigma^2 \omega'_n}{1 + \sigma^2 \omega'_n (v'_n - 1)}, \quad (112)$$

respectively, which are deduced from (69) and (71) in what follows. As mentioned in the last section, we can substitute (52) and (53) into \mathbf{Q}^n and $\tilde{\mathbf{t}}^n$ to obtain $\mathbf{Q}^{\hat{n}}$ and $\tilde{\mathbf{t}}^{\hat{n}}$, respectively. Then let us substitute (52) and (53) into (108b) to get

$$\tilde{\mathbf{t}}^{\hat{n}}(n) = \frac{v'_n \tilde{\mathbf{t}}'(n) - \bar{x}'_n (\sigma^2 \omega'_n - 1)}{1 + \sigma^2 \omega'_n (v'_n - 1)}, \quad (113)$$

and substitute (53) into (103) and (110) to get

$$\tilde{\mathbf{t}}^{\hat{n}}(n) = \mathbf{t}^{\hat{n}}(n) \quad (114)$$

and

$$\omega_n^{\hat{n}} = \frac{\omega'_n v'_n}{1 + \sigma^2 \omega'_n (v'_n - 1)}, \quad (115)$$

respectively, where $\omega_n^{\hat{n}} = \mathbf{Q}^{\hat{n}}(n, n)$. Then to deduce (111) from (69), we substitute (114) and (113) into (69) successively. Moreover, we deduce (112) from (71), by substituting (115) into (71) to obtain $\mu_n = 1 - \sigma^2 \left(\frac{\omega'_n v'_n}{1 + \sigma^2 \omega'_n (v'_n - 1)} \right)$ (i.e., (112)).

B. The Proposed Recursive LMMSE-ISIC Scheme with Both Speed Advantage and Memory Saving

The above (108)-(112) are utilized to develop the proposed recursive low-complexity LMMSE-ISIC scheme, which is summarized in **Algorithm 2**. It can be seen that during the procedure for x_n ($1 \leq n \leq N$) in each iteration, the intermediate variables are updated in steps 2, 3 and 4 of **Algorithm 1**, and in steps 4, 5 and 6 of **Algorithm 2**. Moreover, the estimate \hat{x}_n and the filtering bias μ_n are computed in step 5 of **Algorithm 1** and step 2 of **Algorithm 2**, while the soft decision \bar{x}_n and the residual interference variance v_n are computed in 4 step 6 of **Algorithm 1** and step 3 of **Algorithm 2**. Obviously, the calculation of \hat{x}_n , μ_n , \bar{x}_n and v_n is after the update of the intermediate variables in **Algorithm 1**, while the former is before the latter in **Algorithm 2**. Then it can be concluded that compared to **Algorithm 1** that follows the conventional description, **Algorithm 2** can be regarded as a reordered description, where different intermediate variables are adopted to save computations and memories.

⁴Actually, step 6 of **Algorithm 1** is the same as step 3 of **Algorithm 2**.

Algorithm 2 : The Proposed Recursive Low-Complexity LMMSE-ISIC Scheme

Initialization: Initialize $\bar{\mathbf{x}} \leftarrow [\bar{x}_1, \dots, \bar{x}_N]^T$ and $\mathbf{V} \leftarrow \text{diag}([v_1, \dots, v_N])$ with $\bar{x}_n \leftarrow 0$ and $v_n \leftarrow 1$ ($1 \leq n \leq N$); Initialize the inverse matrix $\mathbf{Q} \leftarrow (\mathbf{H}^H \mathbf{H} + \sigma^2 \mathbf{I}_N)^{-1}$ and the uniform symbol estimate vector $\tilde{\mathbf{t}} \leftarrow \mathbf{Q} \mathbf{H}^H \mathbf{y}$;

Iteration and Solution:

- 1: Set $n \leftarrow 1$ to initialize an iteration with N procedures for $\{x_1, x_2, \dots, x_N\}$;
 - 2: Compute the estimate $\hat{x}_n \leftarrow \frac{v_n \tilde{t}(n) + \bar{x}_n (1 - \sigma^2 \omega_n)}{1 + \sigma^2 \omega_n (v_n - 1)}$ and the filtering bias $\mu_n \leftarrow \frac{1 - \sigma^2 \omega_n}{1 + \sigma^2 \omega_n (v_n - 1)}$, where $\omega_n = \mathbf{Q}(n, n)$;
 - 3: Compute $\eta_n^2 \leftarrow \mu_n (1 - \mu_n)$, and compute $P_n(x) \leftarrow \frac{\psi_n(x)}{\sum_{x' \in \mathcal{X}} \psi_n(x')}$ with $\psi_n(x) \leftarrow \exp\left(\frac{-|\hat{x}_n - \mu_n x|^2}{\eta_n^2}\right)$ for all $x \in \mathcal{X}$, to obtain the soft decision $\bar{x}_n \leftarrow \sum_{x \in \mathcal{X}} x P_n(x)$ and the residual interference variance $v_n \leftarrow \sum_{x \in \mathcal{X}} |x - \bar{x}_n|^2 P_n(x)$;
 - 4: Store ω_n in \mathbf{Q} , \bar{x}_n in $\bar{\mathbf{x}}$ and v_n in \mathbf{V} for subsequent calculations, and denote them as ω'_n , \bar{x}'_n and v'_n , respectively; Apply \bar{x}_n and v_n just computed in step 3 to update $\bar{\mathbf{x}}$ and \mathbf{V} , respectively, by replacing the corresponding entries in $\bar{\mathbf{x}}$ and \mathbf{V} ;
 - 5: Update $\tilde{\mathbf{t}}$ by $\tilde{\mathbf{t}}_{N-1}^{[-n]} \leftarrow \tilde{\mathbf{t}}_{N-1}^{[-n]} + \sigma^2 \sqrt{v'_n (\mathbf{V}_{N-1}^{[-n]})^{-1}} \mathbf{q}_{:n}^{[-n]} \frac{\bar{x}_n - \bar{x}'_n + (v_n - v'_n) \tilde{t}(n)}{v_n - \sigma^2 \omega'_n (v_n - v'_n)}$ and $\tilde{t}(n) \leftarrow \frac{v'_n \tilde{t}(n) + (\bar{x}_n - \bar{x}'_n) (\sigma^2 \omega'_n - 1)}{v_n + \sigma^2 \omega'_n (v_n - v'_n)}$;
 - 6: Compute $\omega_n \leftarrow \frac{\omega'_n v'_n}{v_n + \sigma^2 \omega'_n (v_n - v'_n)}$, and then update \mathbf{Q} by $\mathbf{Q}_{N-1}^{[-n]} \leftarrow \mathbf{Q}_{N-1}^{[-n]} + \frac{\omega_n v_n - \omega'_n v'_n}{\omega_n^2 v_n} \mathbf{q}_n^{[-n]} (\mathbf{q}_n^{[-n]})^H$, $\mathbf{q}_n^{[-n]} \leftarrow \mathbf{q}_n^{[-n]} \frac{\omega_n}{\omega'_n} \sqrt{\frac{v_n}{v'_n}}$, $\mathbf{Q}(n, [1 : n-1, n+1 : N]) \leftarrow (\mathbf{q}_n^{[-n]})^H$ and $\mathbf{Q}(n, n) \leftarrow \omega_n$;
 - 7: If $n < N$, set $n \leftarrow n + 1$ and go back to step 2 to continue the current iteration; Otherwise, go to step 8;
 - 8: Go to step 9 if an iteration-stopping criterion is satisfied, or go back to step 1 for another iteration with N procedures;
 - 9: Solution: Determine the hard-decision $\check{x}_n \leftarrow \arg \max_{x \in \mathcal{X}} P_n(x)$ for $n = 1, 2, \dots, N$.
-

VI. ANALYSIS AND EXPERIMENTS

In this section, we compare the existing low-complexity LMMSE-ISIC scheme [9] and the proposed recursive low-complexity LMMSE-ISIC scheme, by theoretical analysis and numerical experiments.

A. Analysis of Complexity and Memory Requirement

In this subsection, we use $\langle j \rangle$ to denote the computational complexity of j complex multiplications and j complex additions, and we only count the dominant complexities of $O(N^3)$ and $O(MN^2)$ for simplicity.

It can be seen that both the existing and proposed low-complexity schemes require the dominant complexity⁵ of

$$\left\langle \frac{1}{2} MN^2 + \frac{1}{2} N^3 \right\rangle \quad (116)$$

for initialization. During the procedure for x_n ($1 \leq n \leq N$) in each iteration, the dominant complexity of the existing low-complexity scheme was claimed [9] to come from the calculation of \mathbf{G} by (29) with (30) and the calculation of $\mathbf{f}_{n, \text{PR}}$ by (27), while it should also come from the calculation of $\tilde{\mathbf{y}}$ by (18). It can be seen that the calculations of (30), (29), (27) and (18) require the complexities⁶ of $\langle N^2 \rangle$, $\langle N^2 \rangle$, $\langle MN \rangle$ and $\langle MN \rangle$, respectively. Then in each iteration with N procedures, the existing low-complexity scheme requires the dominant complexity of

$$\begin{aligned} N (\langle N^2 \rangle + \langle N^2 \rangle + \langle MN \rangle + \langle MN \rangle) \\ = \langle 2N^3 + 2MN^2 \rangle. \end{aligned} \quad (117)$$

⁵The complexities of $\langle \frac{1}{2} MN^2 \rangle$ and $\langle \frac{1}{2} N^3 \rangle$ are required to compute $\mathbf{H}^H \mathbf{H}$ and the inverse $(\mathbf{H}^H \mathbf{H} + \sigma^2 \mathbf{I}_N)^{-1}$, respectively.

⁶Notice that \mathbf{G} is non-Hermitian, since it can be seen from (28) that \mathbf{G} is the inverse of $\mathbf{H}^H \mathbf{H} \mathbf{V} + \sigma^2 \mathbf{I}_N$, and $\mathbf{H}^H \mathbf{H} \mathbf{V}$ is not Hermitian since usually $\mathbf{H}^H \mathbf{H} \mathbf{V} \neq (\mathbf{H}^H \mathbf{H} \mathbf{V})^H = \mathbf{V}^H \mathbf{H}^H \mathbf{H}$.

As a comparison, in each iteration the proposed recursive low-complexity scheme requires the dominant complexity of

$$N \langle N^2/2 \rangle = \langle N^3/2 \rangle, \quad (118)$$

which comes from the update of the Hermitian \mathbf{Q} by (109a) with the complexity⁷ of $\langle N^2/2 \rangle$.

From the dominant complexities in (116), (117) and (118), it can be seen that the speedup of the proposed low-complexity scheme over the existing one is

$$\frac{2N^3 + 2MN^2}{N^3/2} = \frac{4N + 4M}{N} \geq 8 \quad (119)$$

when the complexities of each iteration are compared, while the speedup becomes

$$\begin{aligned} \frac{\frac{1}{2} MN^2 + \frac{1}{2} N^3 + K(2N^3 + 2MN^2)}{\frac{1}{2} MN^2 + \frac{1}{2} N^3 + K(N^3/2)} = \\ \frac{1 + 4K}{1 + \frac{K}{1+(M/N)}} \geq \frac{1 + 4K}{1 + \frac{K}{2}} = 1 + \frac{7}{1 + \frac{2}{K}} \end{aligned} \quad (120)$$

when the total complexities for initialization and K iterations are compared. In (119) and (120), the minimum speedups are taken when $M = N$. Notice that the existing low-complexity scheme is claimed to replace the direct matrix inversion with the vector-based operations, but it still needs the matrix-vector multiplications in (30) and (27). As a comparison, the proposed recursive scheme does not need any matrix-vector multiplications, and only needs the vector-vector multiplication to obtain the Hermitian matrix \mathbf{Q} by (109a).

When comparing the memory requirements of the low-complexity schemes, we assume that one memory unit denotes the memory size to store one real number, and we only count the dominant memory units of $O(N^2)$ and $O(MN)$ for simplicity. Accordingly, we only consider the memories for matrices. It can be seen that during the procedure for x_n in

⁷Only the triangular part of the Hermitian \mathbf{Q} needs to be computed.

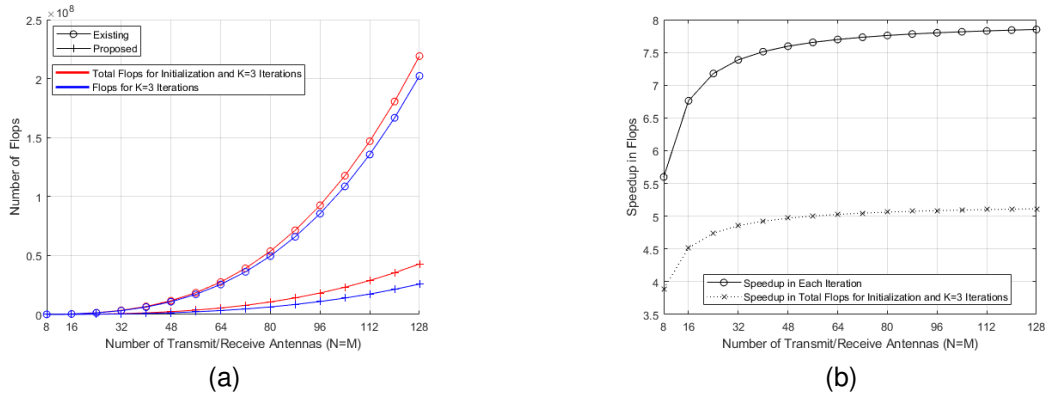


Fig. 1. Comparison of required flops between the existing low-complexity LMMSE-ISIC scheme and the proposed recursive low-complexity LMMSE-ISIC scheme: (a) Number of Flops. (b) Speedup in Flops.

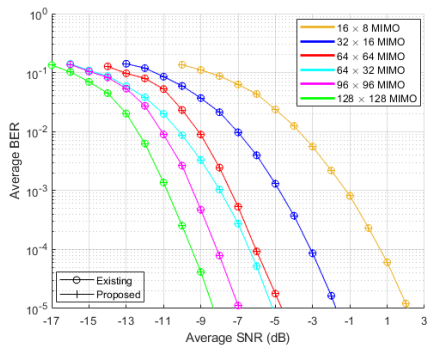


Fig. 2. Average uncoded BER performance according to the antenna configuration with 4-QAM modulation and $K = 3$.

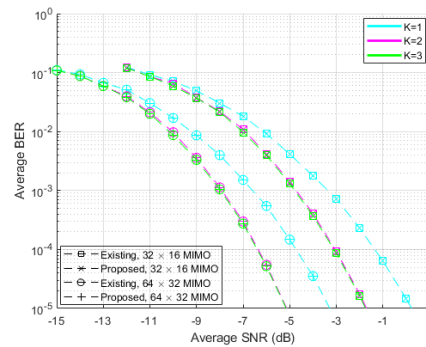


Fig. 3. Average uncoded BER performance with 4-QAM modulation according to the number of ISIC iterations.

each iteration, the existing low-complexity scheme requires N^2 , $2N^2$ and $2MN$ memory units to store the Hermitian matrix \mathbf{W} , the non-Hermitian matrices \mathbf{G} and \mathbf{H} , respectively, while the proposed recursive low-complexity scheme only requires N^2 memory units to store the Hermitian matrix \mathbf{Q} . Then compared to the existing low-complexity scheme that requires $N^2 + 2N^2 + 2MN = 3N^2 + 2MN$ memory units totally, the proposed recursive scheme only requires $N^2/(3N^2 + 2MN) = N/(3N + 2M) \leq \frac{1}{5}$ memory units, and the maximum value of $\frac{1}{5}$ is taken when $M = N$.

B. Experimental Results

In this subsection, we carried out some numerical experiments to compare the average floating-point operations (flops) and the error performance between the existing and proposed low-complexity LMMSE-ISIC schemes.

For different numbers of transmit/receive antennas ($N = M$), Fig. 1 shows the flops per data sample of the existing and proposed low-complexity LMMSE-ISIC schemes, and the corresponding speedups of the latter over the former. Fig. 1 presents not only the flops for K iterations that mainly come from the complexities listed in (117) and (118), but also the total flops for initialization and K iterations, where the flops for initialization mainly come from the complexity listed in (116). When counting the flops of the statements

in our MATLAB code, we use the fact that one complex multiplication and addition cost six and two flops, respectively. It can be seen that the speedups in Fig. 1b are close to the theoretical speedups in (119) and (120), which are computed from the dominant complexities in (116), (117) and (118).

We also compare the average uncoded BER between the existing and proposed low-complexity schemes in Fig. 2, Fig. 3 and Fig. 4, which are similar to Fig. 5, Fig. 6 and Fig. 7 in [9], respectively. Fig. 2, Fig. 3 and Fig. 4 depict the BER performance according to the antenna configuration, the number of ISIC iterations (i.e., K) and the modulation order, respectively. From Fig. 2, Fig. 3 and Fig. 4, it can be seen that the proposed low-complexity scheme always achieve the same BER performance as the existing one.

VII. CONCLUSION

In this paper, we first give a reordered description of the LMMSE-ISIC detection process for MIMO, which is based on the equivalent channel matrix. Then we utilize the above reordered description to compare the detection process for LMMSE-ISIC with that for HD-OSIC, to draw the conclusion that the former is the extension of the latter. Finally, we extend the recursive scheme with speed advantage and memory saving for HD-OSIC to propose that for LMMSE-ISIC. The proposed recursive low-complexity LMMSE-ISIC scheme are

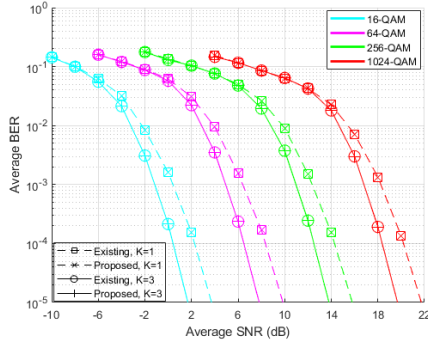


Fig. 4. Average uncoded BER performance according to the modulation order, for 64×32 MIMO.

based on the Hermitian inverse matrix and the uniform symbol estimate vector, which are applied to compute the LMMSE-ISIC estimate and the MMSE filtering bias, and are updated efficiently. Assume the MIMO system with N transmitters and M ($\geq N$) receivers. With respect to the existing low-complexity LMMSE-ISIC scheme, the proposed one requires $\frac{N}{4N+4M} \leq \frac{1}{8}$ computations and $\frac{N}{3N+2M} \leq \frac{1}{5}$ memory units in each iteration, and requires $\frac{1+K/(1+M/N)}{1+4K} \leq \frac{1+K/2}{1+4K}$ computations when the total complexities for initialization and K iterations are compared. In numerical experiments, both the existing and proposed low-complexity LMMSE-ISIC schemes always achieve the same BER performance.

APPENDIX A

THE DETAILED DERIVATION OF (26)

To deduce (26a), (26b) and (26d), substitute (25) into (11) to obtain

$$\begin{aligned} \mu_n &= \mathbf{h}_n^H \left(\mathbf{D} - \frac{(1-v_n) \mathbf{f}_{n,PR} \mathbf{f}_{n,PR}^H}{(1-v_n) \mathbf{f}_{n,PR}^H \mathbf{h}_n + 1} \right) \mathbf{h}_n \\ &= \mathbf{h}_n^H \mathbf{D} \mathbf{h}_n - \frac{(1-v_n) \mathbf{h}_n^H \mathbf{f}_{n,PR} \mathbf{f}_{n,PR}^H \mathbf{h}_n}{(1-v_n) \mathbf{f}_{n,PR}^H \mathbf{h}_n + 1}, \end{aligned} \quad (121)$$

into which substitute (19) to obtain

$$\begin{aligned} \mu_n &= \mathbf{h}_n^H \mathbf{f}_{n,PR} - \frac{(1-v_n) \mathbf{h}_n^H \mathbf{f}_{n,PR} \mathbf{f}_{n,PR}^H \mathbf{h}_n}{(1-v_n) \mathbf{f}_{n,PR}^H \mathbf{h}_n + 1} \\ &= \frac{\mathbf{h}_n^H \mathbf{f}_{n,PR}}{(1-v_n) \mathbf{f}_{n,PR}^H \mathbf{h}_n + 1} = \alpha_n \beta_n, \end{aligned} \quad (122)$$

i.e., (26d) with α_n and β_n satisfy (26a) and (26b), respectively.

To deduce (26c), substitute (25) and (21) into (10) to obtain

$$\begin{aligned} \hat{x}_n &= \mathbf{h}_n^H \left(\mathbf{D} - \frac{(1-v_n) \mathbf{f}_{n,PR} \mathbf{f}_{n,PR}^H}{(1-v_n) \mathbf{f}_{n,PR}^H \mathbf{h}_n + 1} \right) (\tilde{\mathbf{y}} + \bar{x}_n \mathbf{h}_n) \\ &= \left(\mathbf{h}_n^H \mathbf{D} - \mathbf{h}_n^H \frac{(1-v_n) \mathbf{f}_{n,PR} \mathbf{f}_{n,PR}^H}{(1-v_n) \mathbf{f}_{n,PR}^H \mathbf{h}_n + 1} \right) \tilde{\mathbf{y}} + \\ &\quad \bar{x}_n \mathbf{h}_n^H \left(\mathbf{D} \mathbf{h}_n - \frac{(1-v_n) \mathbf{f}_{n,PR} \mathbf{f}_{n,PR}^H}{(1-v_n) \mathbf{f}_{n,PR}^H \mathbf{h}_n + 1} \mathbf{h}_n \right), \end{aligned}$$

into which substitute (19) to obtain

$$\hat{x}_n = \frac{\mathbf{f}_{n,PR}^H \tilde{\mathbf{y}}}{(1-v_n) \mathbf{f}_{n,PR}^H \mathbf{h}_n + 1} + \frac{\bar{x}_n \mathbf{h}_n^H \mathbf{f}_{n,PR}}{(1-v_n) \mathbf{f}_{n,PR}^H \mathbf{h}_n + 1}. \quad (123)$$

Then substitute (26a) and (26b) successively into (123), to obtain (26c) finally.

REFERENCES

- [1] G. J. Foschini and M. J. Gans, "On limits of wireless communications in a fading environment when using multiple antennas," *Wireless Personal Commun.*, pp. 311-335, Mar. 1998.
- [2] B. Hochwald and S. ten Brink, "Achieving near-capacity on a multiple antenna channel," *IEEE Trans. Commun.*, vol. 51, no. 3, pp. 389-399, Mar. 2003.
- [3] K.-J. Yang and S.-H. Tsai, "Maximum Likelihood and Soft Input Soft Output MIMO Detection at a Reduced Complexity," *IEEE Trans. Veh. Technol.*, vol. 67, no. 12, pp. 12389-12393, Dec. 2018.
- [4] V. Elvira and I. Santamaria, "Multiple Importance Sampling for Symbol Error Rate Estimation of Maximum-Likelihood Detectors in MIMO Channels," *IEEE Trans. Signal Process.*, vol. 69, pp. 1200-1212, 2021.
- [5] P. W. Wolniansky, G. J. Foschini, G. D. Golden and R. A. Valenzuela, "V-BLAST: an architecture for realizing very high data rates over the rich-scattering wireless channel," *Proc. Int. Symp. Signals, Syst., Electron. (ISSSE98)*, Pisa, Italy, Sept. 1998, pp. 295-300.
- [6] F. Cao, J. Li, and J. Yang, "On the relation between PDA and MMSE-ISDIC," *IEEE Signal Process. Lett.*, vol. 14, no. 9, pp. 597-600, Sep. 2007.
- [7] Y. Liang, E. Y. Cheu, L. Bai, and G. Pan, "On the relationship between MMSE-SIC and BI-GDFE receivers for large multiple-input multiple-output channels," *IEEE Trans. Signal Process.*, vol. 56, no. 8, pp. 3627-3637, Aug. 2008.
- [8] C. Studer, S. Fatch, and D. Seethaler, "ASIC implementation of softinput soft-output MIMO detection using MMSE parallel interference cancellation," *IEEE J. Solid-State Circuits*, vol. 46, no. 7, pp. 1754-1765, Jul. 2011.
- [9] S. Park, "Low-Complexity LMMSE-Based Iterative Soft Interference Cancellation for MIMO Systems," *IEEE Trans. on Signal Processing*, vol. 70, pp. 1890-1899, 2022.
- [10] S. W. Kim and K. P. Kim, "Log-likelihood-ratio-based detection ordering in V-BLAST," *IEEE Trans. Commun.*, vol. 54, no. 2, pp. 302-307, Feb. 2006.
- [11] J. Benesty, Y. Huang and J. Chen, "A fast recursive algorithm for optimum sequential signal detection in a BLAST system," *IEEE Trans. Signal Process.*, pp. 1722-1730, Jul. 2003.
- [12] L. Szczeciński and D. Massicotte, "Low complexity adaptation of MIMO MMSE receivers, implementation aspects," *Proc. Global Commun. Conf. (Globecom'05)*, St. Louis, MO, USA, Nov., 2005.
- [13] H. Zhu, Z. Lei, F.P.S. Chin, "An improved recursive algorithm for BLAST," *Signal Process.*, vol. 87, no. 6, pp. 1408-1411, Jun. 2007.
- [14] Y. Shang and X. G. Xia, "On fast recursive algorithms for V-BLAST with optimal ordered SIC detection," *IEEE Trans. Wireless Commun.*, vol. 8, pp. 2860-2865, Jun. 2009.
- [15] H. Zhu, Y. Liang, F. Deng, G. Chen and J. Zhong, "Improved recursive algorithms for V-BLAST to save computations and memories," arXiv:2302.08660, <https://doi.org/10.48550/arXiv.2302.08660>.
- [16] B. Hassibi, "An efficient square-root algorithm for BLAST," *Proc. IEEE Int. Conf. Acoust., Speech, Signal Process. (ICASSP '00)*, pp. 737-740, Jun. 2000.
- [17] H. Zhu, Z. Lei, and F. Chin, "An improved square-root algorithm for BLAST," *IEEE Signal Process. Lett.*, vol. 11, no. 9, pp. 772-775, 2004.
- [18] H. Zhu, W. Chen, B. Li, and F. Gao, "An improved square-root algorithm for V-BLAST based on efficient inverse Cholesky factorization," *IEEE Trans. Wireless Commun.*, vol. 10, no. 1, pp. 43-48, 2011.
- [19] K. Pham and K. Lee, "Low-Complexity SIC Detection Algorithms for Multiple-Input Multiple-Output Systems," *IEEE Trans. Signal Process.*, pp. 4625-4633, vol. 63, no. 17, Sept. 2015.
- [20] D. N. Liu and M. P. Fitz, "Low complexity affine MMSE detector for iterative detection-decoding MIMO OFDM systems," *IEEE Trans. Commun.*, vol. 56, no. 1, pp. 150-158, Jan. 2008.
- [21] D. S. Bernstein, *Matrix Mathematics: Theory, Facts, and Formulas With Application to Linear Systems Theory*, 1st ed. Princeton, NJ, USA: Princeton Univ. Press, 2005.
- [22] H. V. Henderson and S. R. Searle, "On Deriving the Inverse of a Sum of Matrices," *SIAM Review*, vol. 23, no. 1, Jan. 1981.