

THE ART OF EMBEDDING FUSION: OPTIMIZING HATE SPEECH DETECTION

Mohammad Aflah Khan, Neemesh Yadav, Mohit Jain & Sanyam Goyal

Indraprastha Institute of Information Technology

New Delhi, India

{aflah20082, neemesh20529, mohit20221, sanyam20116}@iiitd.ac.in

ABSTRACT

Hate speech detection is a challenging natural language processing task that requires capturing linguistic and contextual nuances. Pre-trained language models (PLMs) offer rich semantic representations of text that can improve this task. However there is still limited knowledge about ways to effectively combine representations across PLMs and leverage their complementary strengths. In this work, we shed light on various combination techniques for several PLMs and comprehensively analyze their effectiveness. Our findings show that combining embeddings leads to slight improvements but at a high computational cost and the choice of combination has marginal effect on the final outcome. We also make our codebase public here.

1 INTRODUCTION

Recent advances in deep learning have been significantly influenced by the introduction of pretrained models Zhou et al. (2023), which serve as a strong foundation for various downstream tasks such as classification, generation, and sequence labeling. In particular, these models generate dense vector representations of input text that have been effective across a wide range of models, replacing older techniques such as TF-IDF, Word2Vec, and GLoVe. The success of pretrained language models (PLMs) has led to the development of domain-specific versions, such as HateBERT Caselli et al. (2020) and BERTweet Nguyen et al. (2020), which use the same architecture as BERT Devlin et al. (2019). In this study we aim to identify the most effective model or combination of models (BERT, HateBERT, and BERTweet) for hate speech classification tasks.

2 RELATED WORK

Hate speech detection has been a prevalent task in the NLP community for a long time. Various techniques have been used to recognize hate speech, such as combining n-gram and linguistic features with machine learning models Davidson et al. (2017), contrastive learning Kim et al. (2022), and retraining language models on hateful data Caselli et al. (2020). Pre-trained language models (PLMs) have been successful in generating context-rich word embeddings, which can be combined to generate sentence embeddings using different methods like pooling embeddings or training siamese networks Reimers & Gurevych (2019). However, as different PLMs were trained on different datasets and have different sizes, their capabilities are expected to differ. Although previous works have shown that combining embeddings from different sources can boost performance (Lester et al. (2020), Badri et al. (2022)), no work has compared all the well-known ways to combine word embeddings for hate speech detection.

Overall, hate speech detection is an important task in NLP, and various techniques have been used to achieve it. PLMs have been successful in generating context-rich word embeddings, but their capabilities differ depending on their training dataset and size. Combining embeddings from different sources has been shown to improve performance, but there is currently no work that compares all the well-known ways to combine word embeddings for hate speech detection.

Model	Accuracy
bert bertweet hatebert interleaved	0.716
bert bertweet hatebert concat	0.705
hatebert bertweet interleaved	0.704
hatebert bertweet concat	0.700
bert hatebert concat	0.693

Table 1: DynaHate Results: Top 5 Combinations

Model	Accuracy
hatebert bertweet interleaved	0.703
hatebert bertweet multiplied	0.700
bert bertweet hatebert concat	0.700
bert bertweet hatebert multiplied	0.700
bert bertweet interleaved	0.700

Table 2: LatentHatred Results: Top 5 Combinations

3 DATASET

Three datasets are utilized in this study: OLID Zampieri et al. (2019) for offensive vs non-offensive Twitter post classification, Latent Hatred ElSherief et al. (2021) for implicit hate vs explicit hate vs non hate classification, and DynaHate Vidgen et al. (2021) for hate vs non-hate classification with human-in-the-loop generated sentences. Dataset statistics are provided in A.1 and preprocessing steps are outlined in A.2.

4 METHODOLOGY

For each sentence we first produce an embedding using BERT, HateBERT as well as BERTweet by using pooler output. Pooler output is the last layer hidden-state of the first token of the sequence (classification token), further processed by a Linear layer and a Tanh activation function. This is a model endpoint exposed under the HuggingFace API, Wolf et al. (2020).

We conduct experiments using three random seeds, utilizing five combination strategies (addition, concatenation, interleaving, multiplication, and random interleaving) to combine two or all three embeddings. Each standalone/combined embedding is used to train a multi-layer perceptron (MLP) for the classification task using five-fold cross-validation. We anticipate Concatenation and Interleave methods to perform similarly, as MLPs do not take positional information. We expect random interleaving to perform poorly, as embeddings become degenerate and dimensions lose meaning. Finally, we expect combining multiple embeddings to outperform using a single embedding. More detailed explanations of these methods can be found in A.3 and A.4.

5 RESULTS

From Tables 1, 2, we observe that the performances of the classifiers are very similar irrespective of the combination of embeddings. Only random interleaving is a poor choice as it makes the embeddings degenerate. Combinations where the dimensionality increases seem to be marginally better which can be attributed to the fact that it brings in more data for the model to extrapolate relations. In all the three tables 6, 7, and 8, the top 3 methods of combination remain to be interleaving, concatenation and multiplication of embeddings, but only marginally. In general having more than one embedding seems to be marginally better and amongst the 3 models HateBERT and BERTweet are more likely to perform better which can be attributed to their training on Hateful and Twitter data.

6 CONCLUSION

The results¹ indicate that concatenation and interleaving have similar performance as expected. Addition, a commonly used embedding combination, also shows good performance. Although multiplication is rarely used, its performance is comparable to addition across tasks. Therefore, in low-compute settings, an embedding combination such as addition can be used to achieve similar performance as concatenation without increasing the input dimensionality by 2-3x, which would require more training time and resources.

¹Due to the paper’s length constraints, we have shown the results and a graphical representation of these results for all embedding combinations in A.5.

ACKNOWLEDGEMENTS

We express our gratitude to Devansh Gupta & Rishi Singhal for their valuable feedback on the initial drafts of our paper. We also extend our thanks to Dr. Md. Shad Akhtar for providing guidance during the early stages of this work when it was just a course project.

URM STATEMENT

It is acknowledged by the authors that all of the authors involved in this work meet the URM criteria of the ICLR 2023 Tiny Papers Track.

REFERENCES

- Nabil Badri, Ferihane Koubi, and Anja Habacha Chaibi. Combining fasttext and glove word embedding for offensive and hate speech text detection. *Procedia Computer Science*, 207:769–778, 2022. ISSN 1877-0509. doi: <https://doi.org/10.1016/j.procs.2022.09.132>. URL <https://www.sciencedirect.com/science/article/pii/S1877050922010134>. Knowledge-Based and Intelligent Information & Engineering Systems: Proceedings of the 26th International Conference KES2022.
- Tommaso Caselli, Valerio Basile, Jelena Mitrović, and Michael Granitzer. Hatebert: Retraining bert for abusive language detection in english. *arXiv preprint arXiv:2010.12472*, 2020.
- Thomas Davidson, Dana Warmusley, Michael Macy, and Ingmar Weber. Automated hate speech detection and the problem of offensive language. In *Proceedings of the international AAAI conference on web and social media*, volume 11, pp. 512–515, 2017.
- Jacob Devlin, Ming-Wei Chang, Kenton Lee, and Kristina Toutanova. BERT: Pre-training of deep bidirectional transformers for language understanding. In *Proceedings of the 2019 Conference of the North American Chapter of the Association for Computational Linguistics: Human Language Technologies, Volume 1 (Long and Short Papers)*, pp. 4171–4186, Minneapolis, Minnesota, June 2019. Association for Computational Linguistics. doi: 10.18653/v1/N19-1423. URL <https://aclanthology.org/N19-1423>.
- Mai ElSherief, Caleb Ziem, David Muchlinski, Vaishnavi Anupindi, Jordyn Seybolt, Munmun De Choudhury, and Diyi Yang. Latent hatred: A benchmark for understanding implicit hate speech. In *Proceedings of the 2021 Conference on Empirical Methods in Natural Language Processing*, pp. 345–363, Online and Punta Cana, Dominican Republic, November 2021. Association for Computational Linguistics. doi: 10.18653/v1/2021.emnlp-main.29. URL <https://aclanthology.org/2021.emnlp-main.29>.
- Youngwook Kim, Shinwoo Park, and Yo-Sub Han. Generalizable implicit hate speech detection using contrastive learning. In *Proceedings of the 29th International Conference on Computational Linguistics*, pp. 6667–6679, Gyeongju, Republic of Korea, October 2022. International Committee on Computational Linguistics. URL <https://aclanthology.org/2022.coling-1.579>.
- Brian Lester, Daniel Pressel, Amy Hemmeter, Sagnik Ray Choudhury, and Srinivas Bangalore. Multiple word embeddings for increased diversity of representation. *arXiv preprint arXiv:2009.14394*, 2020.
- Dat Quoc Nguyen, Thanh Vu, and Anh Tuan Nguyen. BERTweet: A pre-trained language model for English tweets. In *Proceedings of the 2020 Conference on Empirical Methods in Natural Language Processing: System Demonstrations*, pp. 9–14, Online, October 2020. Association for Computational Linguistics. doi: 10.18653/v1/2020.emnlp-demos.2. URL <https://aclanthology.org/2020.emnlp-demos.2>.
- Nils Reimers and Iryna Gurevych. Sentence-BERT: Sentence embeddings using Siamese BERT-networks. In *Proceedings of the 2019 Conference on Empirical Methods in Natural Language Processing and the 9th International Joint Conference on Natural Language Processing*

(EMNLP-IJCNLP), pp. 3982–3992, Hong Kong, China, November 2019. Association for Computational Linguistics. doi: 10.18653/v1/D19-1410. URL <https://aclanthology.org/D19-1410>.

Bertie Vidgen, Tristan Thrush, Zeerak Waseem, and Douwe Kiela. Learning from the worst: Dynamically generated datasets to improve online hate detection. In *Proceedings of the 59th Annual Meeting of the Association for Computational Linguistics and the 11th International Joint Conference on Natural Language Processing (Volume 1: Long Papers)*, pp. 1667–1682, Online, August 2021. Association for Computational Linguistics. doi: 10.18653/v1/2021.acl-long.132. URL <https://aclanthology.org/2021.acl-long.132>.

Thomas Wolf, Lysandre Debut, Victor Sanh, Julien Chaumond, Clement Delangue, Anthony Moi, Pierric Cistac, Tim Rault, Remi Louf, Morgan Funtowicz, Joe Davison, Sam Shleifer, Patrick von Platen, Clara Ma, Yacine Jernite, Julien Plu, Canwen Xu, Teven Le Scao, Sylvain Gugger, Mariama Drame, Quentin Lhoest, and Alexander Rush. Transformers: State-of-the-art natural language processing. In *Proceedings of the 2020 Conference on Empirical Methods in Natural Language Processing: System Demonstrations*, pp. 38–45, Online, October 2020. Association for Computational Linguistics. doi: 10.18653/v1/2020.emnlp-demos.6. URL <https://aclanthology.org/2020.emnlp-demos.6>.

Marcos Zampieri, Shervin Malmasi, Preslav Nakov, Sara Rosenthal, Noura Farra, and Ritesh Kumar. Predicting the type and target of offensive posts in social media. *arXiv preprint arXiv:1902.09666*, 2019.

Ce Zhou, Qian Li, Chen Li, Jun Yu, Yixin Liu, Guangjing Wang, Kai Zhang, Cheng Ji, Qiben Yan, Lifang He, et al. A comprehensive survey on pretrained foundation models: A history from bert to chatgpt. *arXiv preprint arXiv:2302.09419*, 2023.

A APPENDIX

A.1 DATASET STATISTICS

Split	Offensive (OFF)	Not Offensive (NOT)
Train	3485	7107
Dev	915	1733
Test	240	620

Table 3: OLID Dataset Statistics

Split	Hate	Not Hate
Train	17740	15184
Dev	2167	1933
Test	2268	1852

Table 4: DynaHate Dataset Statistics

Split	Implicit Hate	Explicit Hate	Not Hate
Train	3991	590	7501
Dev	1356	228	2444
Test	1753	271	3346

Table 5: LatentHatred Dataset Statistics

A.2 DATA PREPROCESSING

We follow the following steps for dataset preprocessing -

1. Remove emojis
2. Remove stray punctuations
3. Replace URLs and HTML Tags with a placeholder
4. Replace usernames with a placeholder
5. Remove extra whitespaces

A.3 EMBEDDINGS COMBINATION METHODS

1. Addition: Simply adding the embeddings
2. Multiplication: Element wise multiplication of the embeddings
3. Interleaving: Interleaving the embeddings to form a common embedding. For instance if the embeddings are [1,2,3] & [4,5,6] the interleaved output would be [1,4,2,5,3,6]
4. Concatenation: Simply concatenate the embeddings
5. Random Interleaving: Instead of interleaving in an ordered fashion we interleave in a random fashion for each sample. This therefore acts as a baseline as the dimensions do not align across samples

A.4 DESIGN CHOICES FOR THE MODELS

For all our experiments we use the MLPClassifier API from scikit-learn. We use the following parameters for Grid Search -

1. "hidden_layer_sizes": [(128), (128,64)]
2. "activation": ["relu"]
3. "solver": ["adam"]
4. "learning_rate_init": [0.001, 0.0001]
5. "learning_rate": ["adaptive"]
6. "early_stopping": [True]
7. "max_iter": [10000]

We use 3 Random Seeds - 3, 7, 42

A.5 RESULTS

We request the reader to refer to Tables 6, 7, and 8 given below, for quantitative information regarding the scores for all the embedding combinations reported over the Accuracy and Macro F1 metrics.

For a graphical representation of these scores, kindly refer to the Figures 1, 2 for results over the DynaHate dataset, 3, 4 for results over the LatentHate dataset, and 5, 6 for the OLID dataset.

Embedding Combination	Accuracy	Macro F1
bert bertweet hatebert interleaved	0.716	0.710
bert bertweet hatebert concat	0.705	0.701
hatebert bertweet interleaved	0.704	0.698
hatebert bertweet concat	0.700	0.695
bert hatebert concat	0.693	0.687
bert hatebert interleaved	0.692	0.686
bert bertweet hatebert added	0.687	0.684
hatebert bertweet added	0.687	0.680
bert hatebert added	0.687	0.681
hatebert	0.686	0.681
hatebert bertweet multiplied	0.684	0.682
bert hatebert multiplied	0.682	0.675
bert bertweet concat	0.678	0.671
bert bertweet interleaved	0.678	0.664
bert bertweet hatebert multiplied	0.677	0.674
bert bertweet added	0.668	0.662
bert	0.663	0.652
bert bertweet multiplied	0.663	0.657
bertweet	0.642	0.638
bert hatebert randomlycombined	0.550	0.355
bert bertweet hatebert randomlycombined	0.550	0.360
bert bertweet randomlycombined	0.549	0.362
hatebert bertweet randomlycombined	0.548	0.369

Table 6: DynaHate Results for all embedding combinations.

Embedding Combination	Accuracy	Macro F1
hatebert bertweet interleaved	0.703	0.494
hatebert bertweet multiplied	0.700	0.469
bert bertweet hatebert concat	0.700	0.517
bert bertweet hatebert multiplied	0.700	0.486
bert bertweet interleaved	0.700	0.486
hatebert bertweet concat	0.699	0.465
bertweet	0.699	0.482
bert bertweet hatebert added	0.697	0.478
bert bertweet concat	0.697	0.474
bert bertweet multiplied	0.696	0.493
bert bertweet hatebert interleaved	0.695	0.477
bert hatebert concat	0.694	0.480
hatebert bertweet added	0.693	0.476
bert hatebert multiplied	0.693	0.457
bert bertweet added	0.690	0.452
bert hatebert added	0.689	0.463
bert hatebert interleaved	0.686	0.451
hatebert	0.684	0.440
bert	0.683	0.430
bert bertweet randomlycombined	0.623	0.256
bert bertweet hatebert randomlycombined	0.623	0.256
bert hatebert randomlycombined	0.623	0.256
hatebert bertweet randomlycombined	0.623	0.257

Table 7: LatentHatred Results for all embedding combinations.

Embedding Combination	Accuracy	Macro F1
bert bertweet interleaved	0.813	0.732
bert bertweet concat	0.812	0.738
bert bertweet hatebert interleaved	0.808	0.719
bert bertweet hatebert concat	0.805	0.721
bert bertweet hatebert added	0.802	0.707
bert hatebert multiplied	0.802	0.700
hatebert bertweet concat	0.802	0.722
hatebert bertweet multiplied	0.801	0.720
bert bertweet added	0.797	0.700
bert hatebert interleaved	0.797	0.711
bert hatebert concat	0.795	0.702
hatebert bertweet interleaved	0.795	0.703
bert hatebert added	0.792	0.685
bert bertweet multiplied	0.792	0.698
bert bertweet hatebert multiplied	0.792	0.696
bert	0.791	0.704
hatebert	0.790	0.691
bertweet	0.783	0.680
hatebert bertweet added	0.777	0.663
bert hatebert randomlycombined	0.721	0.420
bert bertweet randomlycombined	0.721	0.419
bert bertweet hatebert randomlycombined	0.721	0.419
hatebert bertweet randomlycombined	0.721	0.419

Table 8: OLID Results for all embedding combinations.

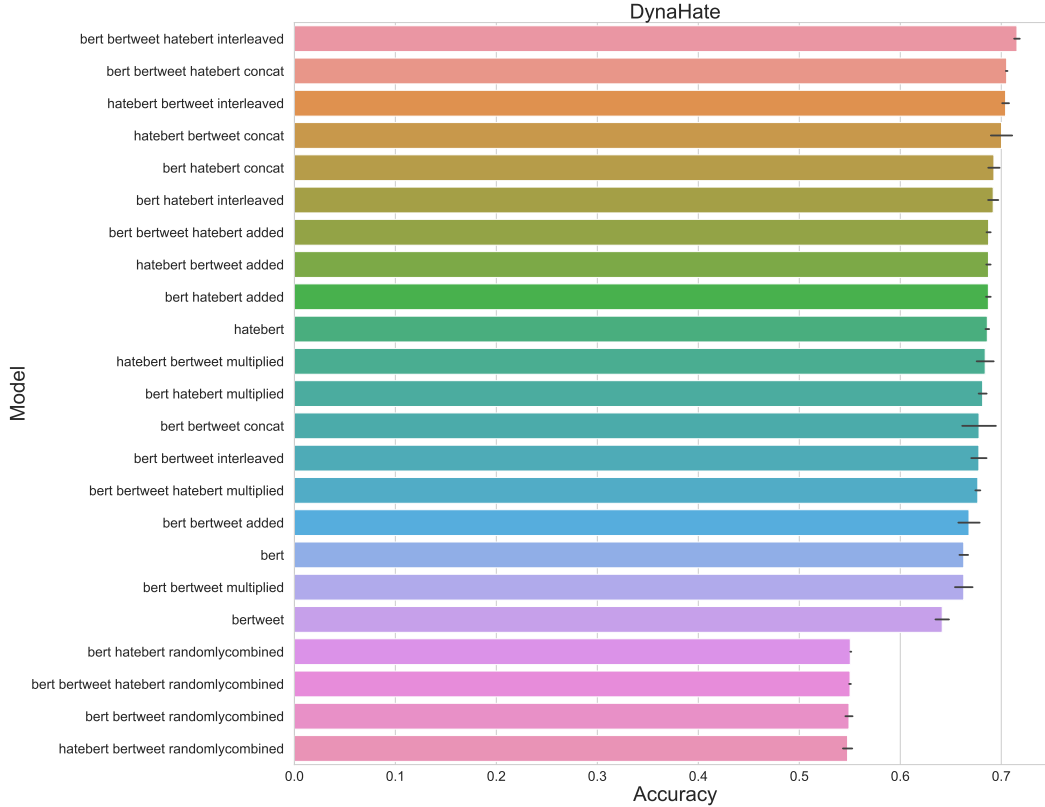


Figure 1: Accuracy for DynaHate

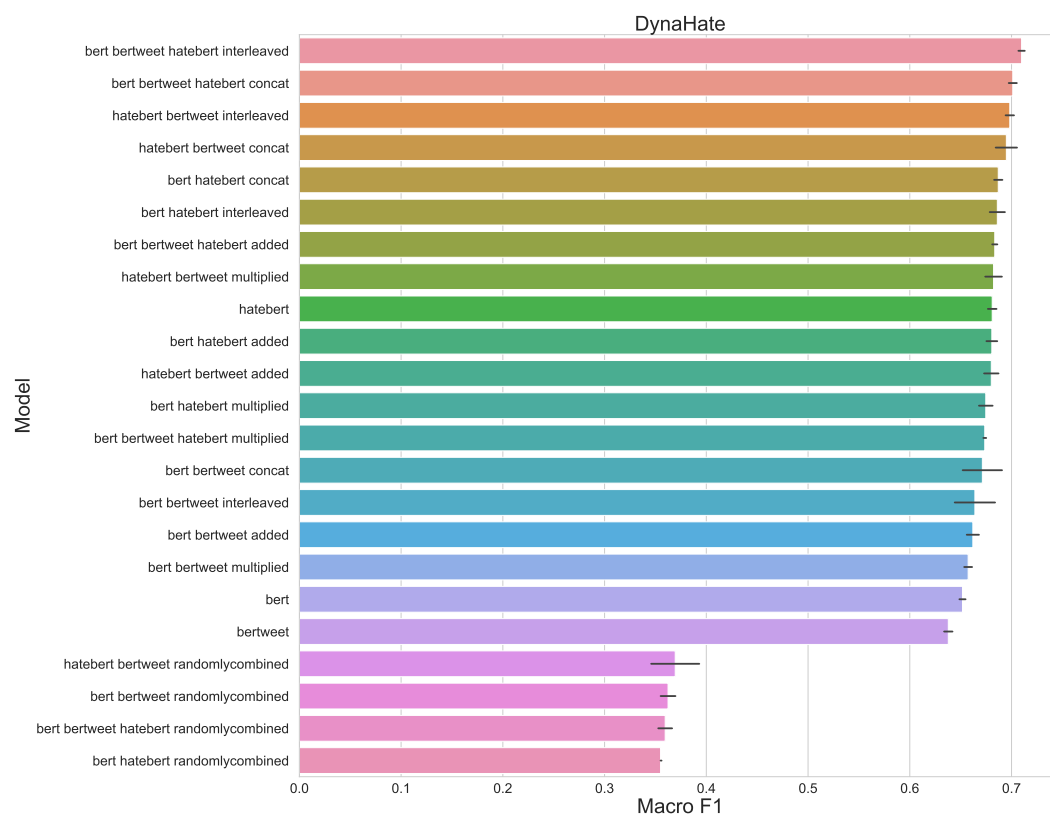


Figure 2: Macro F1 for DynaHate

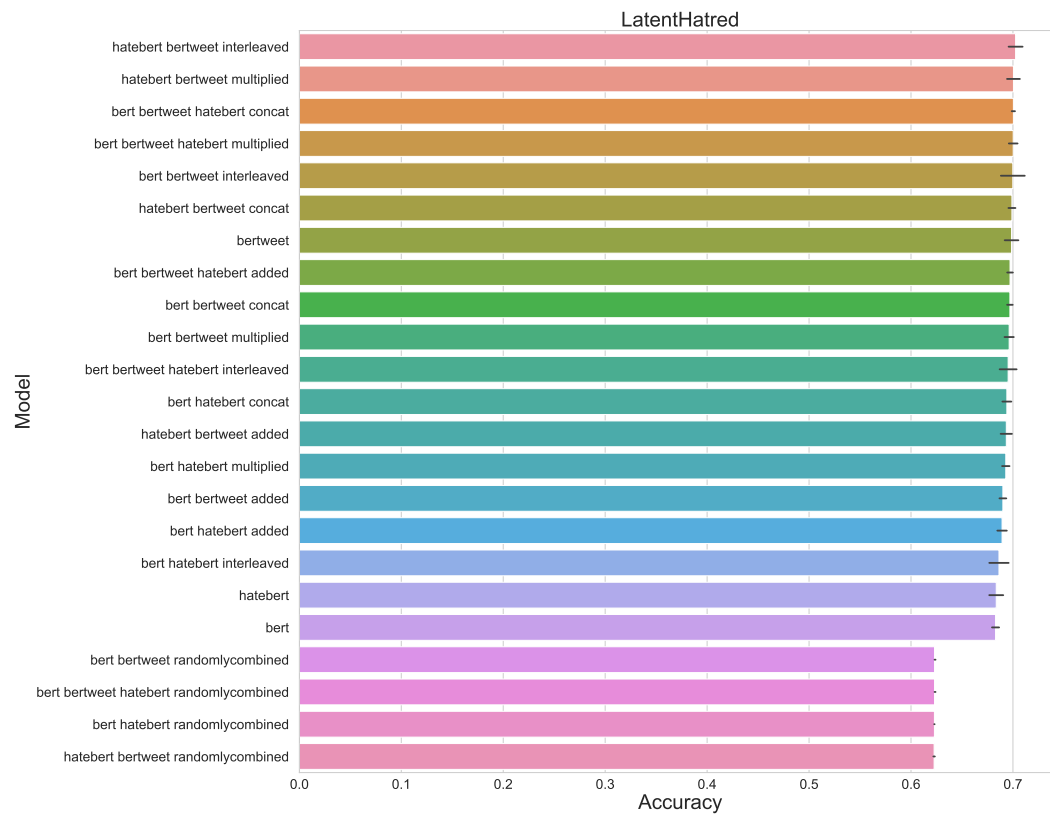


Figure 3: Accuracy for Latent Hatred

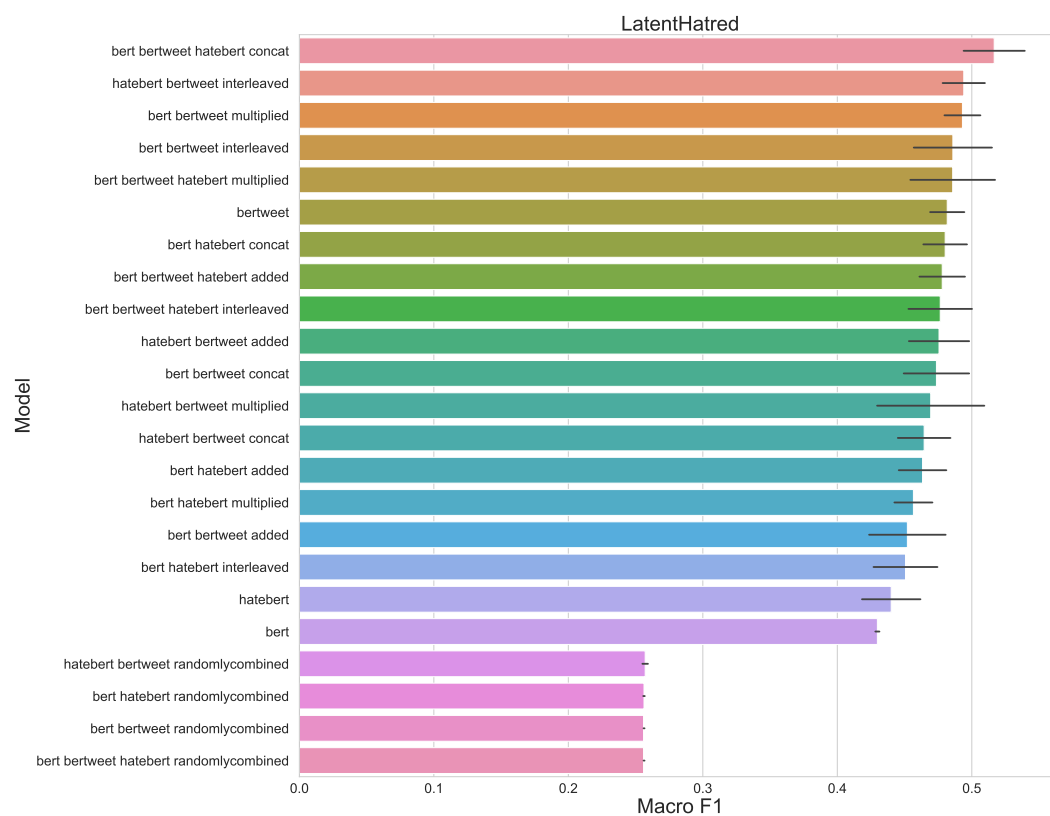


Figure 4: Macro F1 for Latent Hatred

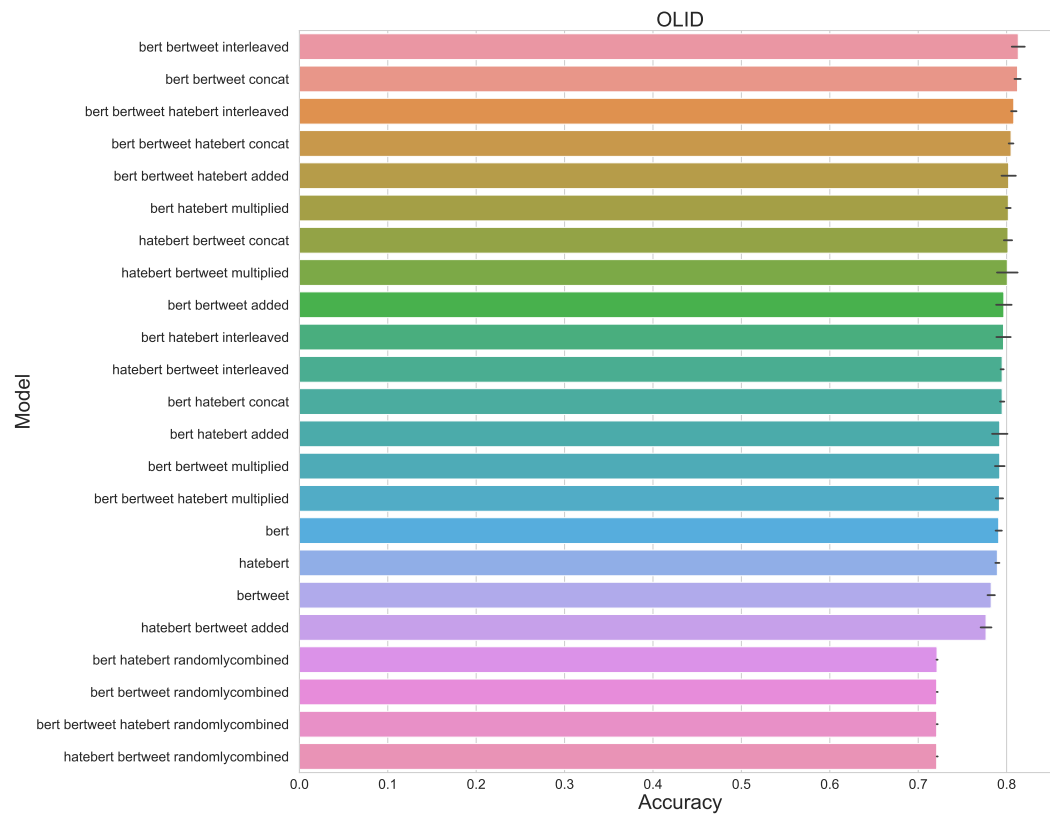


Figure 5: Accuracy for OLID

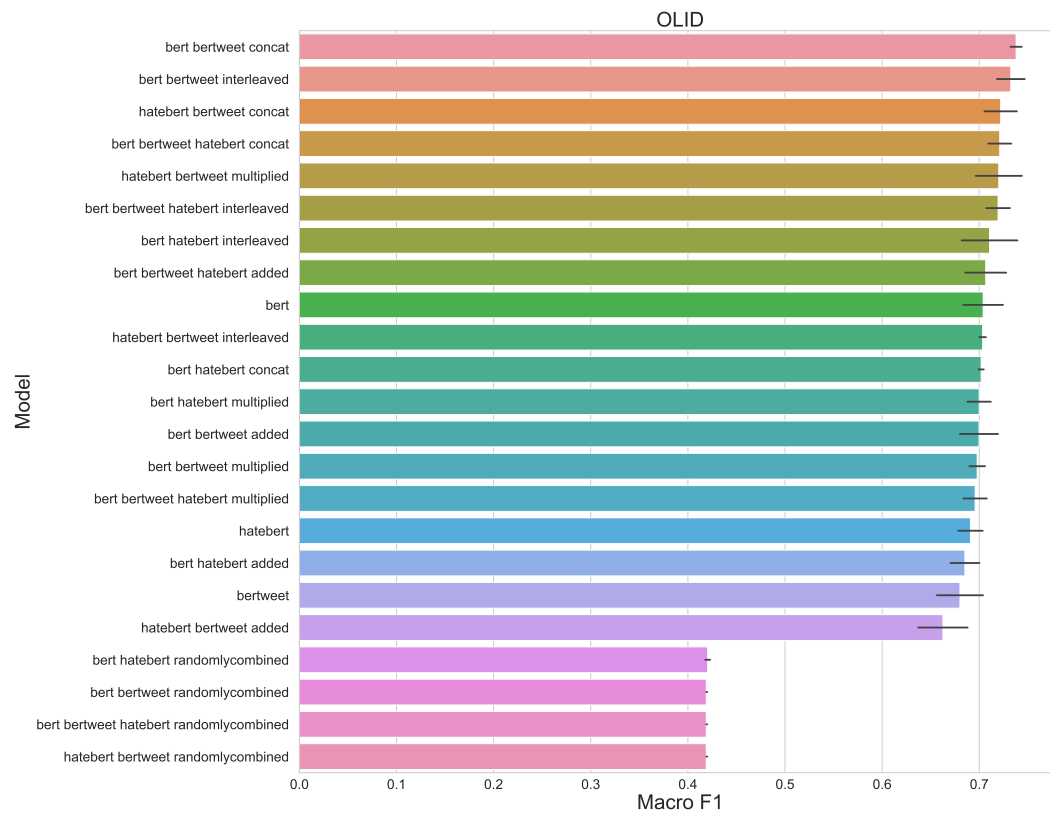


Figure 6: Macro F1 for OLID