

DragDiffusion: Harnessing Diffusion Models for Interactive Point-based Image Editing

Yujun Shi^{1*} Chuhui Xue² Jiachun Pan¹ Wenqing Zhang²

Vincent Y. F. Tan¹ Song Bai²

¹National University of Singapore ²ByteDance Inc.

shi.yujun@u.nus.edu vtan@nus.edu.sg songbai.site@gmail.com




Figure 1. DRAGDIFFUSION **greatly improves the generality of “drag” editing**. Following DRAGGAN [9], given an input image, the user clicks handle points (red), target points (blue), and draws a mask specifying the editable region (brighter area). Significantly, our DRAGDIFFUSION demonstrates accurate “drag” editing on a wide range of cases including images with multi-objects (refer to Fig. 1(1), Fig. 1(2), and Fig. 1(3)), diverse object categories (refer to Fig. 1(1), Fig. 1(3), Fig. 1(4), and Fig. 1(5)), and various styles (refer to Fig. 1(6), Fig. 1(7) and Fig. 1(8)). Photo sources: unsplash, pexels, and pixabay.

Abstract

Precise and controllable image editing is a challenging task that has attracted significant attention. Recently,

*Work done when interning with Song Bai.

DRAGGAN [9] enables an interactive point-based image editing framework and achieves impressive editing results with pixel-level precision. However, since this method is based on generative adversarial networks (GAN), its generality is upper-bounded by the capacity of the pre-trained

GAN models. In this work, we extend such an editing framework to diffusion models and propose DRAGDIFFUSION. By leveraging large-scale pretrained diffusion models, we greatly improve the applicability of interactive point-based editing in real world scenarios. While most existing diffusion-based image editing methods work on text embeddings, DRAGDIFFUSION optimizes the diffusion latent to achieve precise spatial control. Although diffusion models generate images in an iterative manner, we empirically show that optimizing diffusion latent at one single step suffices to generate coherent results, enabling DRAGDIFFUSION to complete high-quality editing efficiently. Extensive experiments across a wide range of challenging cases (e.g., multi-objects, diverse object categories, various styles, etc.) demonstrate the versatility and generality of DRAGDIFFUSION.

1. Introduction

Image editing with generative models [1, 5, 8, 10, 11] has attracted extensive attention recently. One significant recent work is DRAGGAN [9], which enables interactive point-based image editing, *i.e.*, “drag” editing. Under this framework, the user clicks several pairs of handle and target points on a given image. Then, the model generates semantically coherent editing results on the image that move the contents of the handle points to corresponding target points. In addition, users can draw a mask that specifies which region of the image is editable while the rest should remain unchanged. Although achieving impressive results, the applicability of DRAGGAN [9] is being limited by the inherent model capacity of generative adversarial networks (GAN).

To remedy this, we propose DRAGDIFFUSION, an interactive point-based image editing method empowered by diffusion models [2, 12, 14, 15]. DRAGDIFFUSION enables us to leverage large-scale pre-trained diffusion models [12, 14] for interactive point-based editing framework, thus significantly advancing the generality of “drag” editing. Since most previous diffusion-based image editing methods [1, 5, 8, 10] mainly rely on controlling text embeddings to edit the generated images, they can only achieve high-level semantic editing instead of precise pixel-level spatial control. Different from these methods, DRAGDIFFUSION manipulates the diffusion latent at a certain step t to edit the output image. This is inspired by the observations that the diffusion latents can determine the spatial layout of the generated images [7].

To achieve interactive point-based editing, we follow [9] and repeatedly apply two consecutive procedures, namely motion supervision and point tracking. Specifically, we first optimize the t -th step latent to minimize the motion supervision loss, which supervises the handle points to move to-

ward the targets. The motion supervision loss is calculated using the feature maps of the UNet [13] of diffusion models. With the update of the diffusion latent, the positions of the handle points may also change. Therefore, a point-tracking operation follows after motion supervision to keep track of the most up-to-date position of the handle points.

Since the diffusion model requires a multi-step process to generate an image, one potential concern regarding our method is whether applying the motion supervision and point tracking on the t -th step latent alone can accurately manipulate the output image. Interestingly, we show through experiments that using the UNet feature maps of the t -th step latent is sufficient to conduct precise spatial manipulation. With such a simplified design, DRAGDIFFUSION can provide editing feedback in a reasonable time.

However, one problem that might arise when directly applying the above procedures is that the editing results could suffer from an undesired shift of object identity or image style. For example, when “dragging” the head of a cat, the cat’s head could eventually turn into a dog’s head; when editing a natural image, its style could be changed into certain other aesthetic styles. Interestingly, we find that finetuning a LoRA [4] on parameters of the UNet to reconstruct the input image before editing can well mitigate this problem.

Through extensive experiments on a variety of examples, we show that DRAGDIFFUSION is applicable in challenging cases such as multi-objects, diverse object categories, various styles, greatly enhancing the versatility and generality of interactive point-based editing frameworks.

2. Methodology

2.1. Preliminaries on Diffusion Models

Denoising diffusion probabilistic models (DDPM) [2, 15] constitute a family of latent generative models. Specifically, DDPM models the probability density $q(Z_0)$ as the marginal of the joint distribution between Z_0 and a collection of latent variables $Z_{1:T}$, *i.e.*,

$$p_{Z_0}(z_0) = \int p_{Z_{0:T}}(z_{0:T}) dz_{1:T}. \quad (1)$$

The sequence of latent variables $(Z_T, Z_{T-1}, \dots, Z_1, Z_0)$ forms a Markov chain with learned transitions starting from the standard normal distribution (*i.e.*, $Z_T \sim \mathcal{N}(0, I)$). In our context, Z_0 corresponds to image samples given by users, and Z_t corresponds to the “noisy images” after t steps of the diffusion process.

2.2. Method Overview

Our proposed DRAGDIFFUSION aims at optimizing a certain diffusion latent to achieve interactive point-based image editing. To achieve this goal, we first finetune a

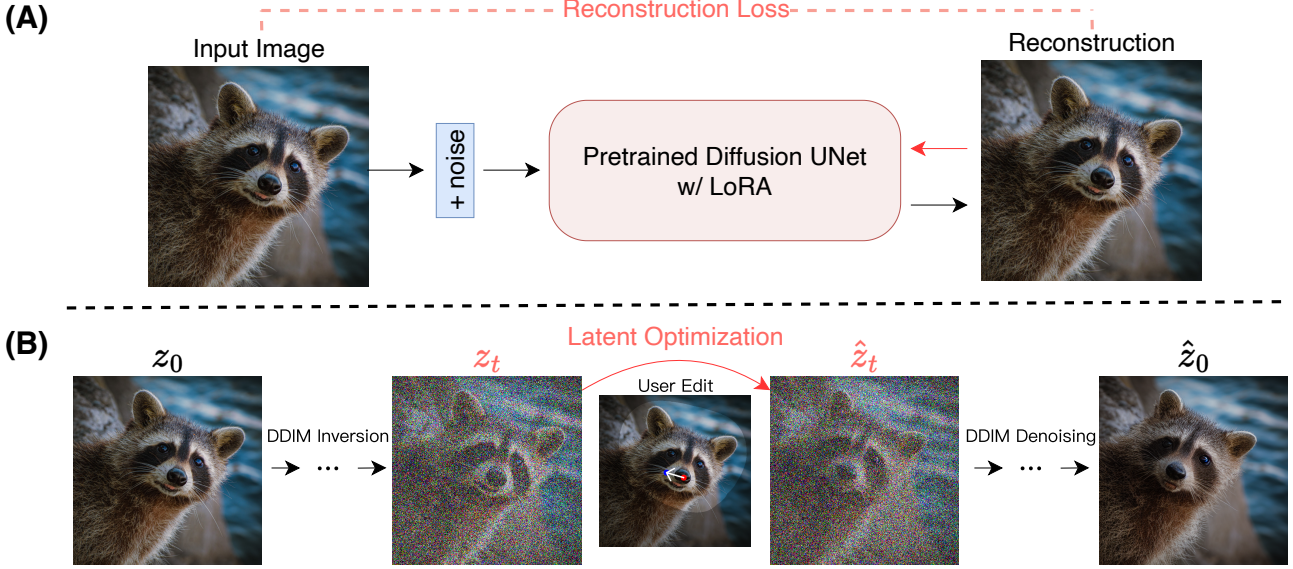


Figure 2. **Overview of DRAGDIFFUSION.** As shown in part (A), we first finetune a LoRA on parameters of the UNet to reconstruct the user input image before editing. Next, part (B) illustrates the detailed editing process. Specifically, we first apply a DDIM inversion on the input image z_0 and obtain the latent z_t at the t -th time step. Then, based on the user editing instructions (*i.e.*, handle points, target points, and mask), we optimize z_t into \hat{z}_t . Finally, DDIM denoising is applied on the optimized latent \hat{z}_t to obtain the final editing result \hat{z}_0 .

LoRA on the diffusion model to reconstruct the image that is input by the user. In this way, we can better preserve identity of the object and the style of the input image during the editing process. Next, we apply DDIM inversion [16] on the input image to obtain the diffusion latent of a certain step t . Following this, we repeatedly apply motion supervision and point tracking to optimize the previously obtained t -th step diffusion latent to “drag” the contents at the handle points to targets. During the editing process, a regularization term is applied to ensure the unmasked region of the image remains unchanged. Finally, the optimized t -th step latent is denoised by DDIM to obtain the post-editing result. A graphical overview of our method is given in Fig. 2.

2.3. Motion Supervision and Point Tracking

In this section, we introduce details of the iterative motion supervision and point tracking with diffusion models.

Motion supervision: We denote the n handle points at the k -th motion supervision iteration as $\{h_i^k = (x_i^k, y_i^k) : i = 1, \dots, n\}$ and their corresponding target points as $\{g_i = (\hat{x}_i, \hat{y}_i) : i = 1, \dots, n\}$. The input image is denoted as z_0 ; the t -th step latent (*i.e.*, result of t -th step DDIM inversion) is denoted as z_t . The feature maps of the penultimate UNet block given z_t as input (denoted as $F(z_t)$) is used to conduct motion supervision. Moreover, we denote the feature vector at pixel location h_i^k as $F_{h_i^k}(z_t)$. Also, we define $\Omega(h_i^k, r_1) = \{(x, y) : |x - x_i^k| \leq r_1, |y - y_i^k| \leq r_1\}$, which is a square patch with side-length of $2r_1 + 1$ centered at $h_i^k = (x_i^k, y_i^k)$. Then, for the k -th iteration of mo-

tion supervision, the objective function of the optimization problem is defined as:

$$\mathcal{L}(\hat{z}_t^k) = \sum_{i=1}^n \sum_{q \in \Omega(h_i^k, r_1)} \|F_{q+d_i}(\hat{z}_t^k) - \text{sg}(F_q(\hat{z}_t^k))\|_1 + \lambda \|(\hat{z}_{t-1}^k - \text{sg}(\hat{z}_{t-1}^0)) \odot (\mathbb{1} - M)\|_1, \quad (2)$$

where \hat{z}_t^k is the t -th step latent after the k -th motion supervision update ($\hat{z}_t^0 = z_t$), $\text{sg}(\cdot)$ is the stop gradient operator (*i.e.*, the gradient will not be back-propagated for the term $\text{sg}(F_q(\hat{z}_t^k))$), $d_i = (g_i - h_i^k) / \|g_i - h_i^k\|_2$ is the normalized direction from the i -th handle point to the i -th target point, M is the binary mask specified by the user, $F_{q+d_i}(\hat{z}_t^k)$ is obtained via bilinear interpolation as the elements of $q+d_i$ may not be integers. Note that for the second term in Eqn. (2), which encourages the unmasked area to remain unchanged, we are working with the diffusion latent instead of the UNet features. Specifically, given \hat{z}_t^k , we first apply one step of DDIM denoising to obtain \hat{z}_{t-1}^k , then we regularize the unmasked region of \hat{z}_{t-1}^k to be the same as \hat{z}_{t-1}^0 (*i.e.*, z_{t-1}). Finally, \hat{z}_t^k is updated by taking one gradient descent step to minimize \mathcal{L} in each motion supervision iteration:

$$\hat{z}_t^{k+1} = \hat{z}_t^k - \eta \cdot \frac{\partial \mathcal{L}(\hat{z}_t^k)}{\partial \hat{z}_t^k}, \quad (3)$$

where η is the learning rate.

Point Tracking: Since the motion supervision update changes \hat{z}_t^k , the positions of the handle points may also

change. Therefore, we need to perform point tracking to update the handle points after optimizing the diffusion latent. Inspired by [17], which shows that UNet features can capture point correspondences well, we use $F(\hat{z}_t^{k+1})$ and $F(z_t)$ to track the new handle points. Specifically, we update each of the handle points h_i^k with a nearest neighbor search within the square $\Omega(h_i^k, r_2) = \{(x, y) : |x - x_i^k| \leq r_2, |y - y_i^k| \leq r_2\}$ as follows:

$$h_i^{k+1} = \arg \min_{q \in \Omega(h_i^k, r_2)} \|F_q(\hat{z}_t^{k+1}) - F_{h_i^k}(z_t)\|_1. \quad (4)$$

2.4. Implementation Details

In all our experiments, we adopt the Stable Diffusion 1.5 as our diffusion model. We follow an example of diffusers¹ and finetune a LoRA on the query, key, and value projection matrices of all the attention modules. We set the rank of the LoRA to 16. We finetune the LoRA using the AdamW [6] optimizer with a learning rate of 2×10^{-4} . The LoRA is only finetuned for 200 steps to balance between minimizing computation time and achieving high editing quality.

During the editing stage, we schedule 50 steps for DDIM and optimize the 40-th step diffusion latent. We use the Adam optimizer with a learning rate of 0.01 to optimize the latent. Importantly, we *do not* apply classifier-free guidance (CFG) [3] in both DDIM inversion and DDIM denoising process. This is because CFG will amplify numerical errors, which is not ideal in performing the DDIM inversion [8]. The hyper-parameter r_1 in Eqn. (2) is set to be 1, while r_2 in Eqn. (4) is set to be 3. Additionally, λ in Eqn. (2) is set to 0.1 by default, but the user may increase λ if the unmasked region has changed more than what was desired. As for the text prompt, it should be the same as the prompt using to finetune the LoRA.

3. Qualitative Evaluation

In this section, we demonstrate editing results we collected to show the impressive generality of DRAGDIFFUSION in Fig. 3 and Fig. 4. Since the official implementation of DRAGGAN has not been released as of the date of completion of this report, we leave comparisons with DRAGGAN in the future versions of this paper. All photos are from unsplash², pexels³, and pixabay⁴.

Acknowledgement

The authors would like to thank Jun Hao Liew and Han-shu Yan for their helpful discussion and feedback.

¹https://github.com/huggingface/diffusers/blob/v0.17.1/examples/dreambooth/train_dreambooth_lora.py

²<https://unsplash.com/>

³<https://www.pexels.com/zh-cn/>

⁴<https://pixabay.com/>

References

- [1] Amir Hertz, Ron Mokady, Jay Tenenbaum, Kfir Aberman, Yael Pritch, and Daniel Cohen-Or. Prompt-to-prompt image editing with cross attention control. *arXiv preprint arXiv:2208.01626*, 2022.
- [2] Jonathan Ho, Ajay Jain, and Pieter Abbeel. Denoising diffusion probabilistic models. *Advances in Neural Information Processing Systems*, 33:6840–6851, 2020.
- [3] Jonathan Ho and Tim Salimans. Classifier-free diffusion guidance. In *NeurIPS 2021 Workshop on Deep Generative Models and Downstream Applications*, 2021.
- [4] Edward J Hu, Yelong Shen, Phillip Wallis, Zeyuan Allen-Zhu, Yanzhi Li, Shean Wang, Lu Wang, and Weizhu Chen. LoRA: Low-rank adaptation of large language models. In *International Conference on Learning Representations (ICLR)*, 2022.
- [5] Bahjat Kavar, Shiran Zada, Oran Lang, Omer Tov, Huiwen Chang, Tali Dekel, Inbar Mosseri, and Michal Irani. Imagic: Text-based real image editing with diffusion models. In *Proceedings of the IEEE/CVF Conference on Computer Vision and Pattern Recognition*, pages 6007–6017, 2023.
- [6] Diederik P Kingma and Jimmy Ba. Adam: A method for stochastic optimization. In *Proceedings of the International Conference on Learning Representations (ICLR)*, 2015.
- [7] Jiafeng Mao, Xueting Wang, and Kiyoharu Aizawa. Guided image synthesis via initial image editing in diffusion model. *arXiv preprint arXiv:2305.03382*, 2023.
- [8] Ron Mokady, Amir Hertz, Kfir Aberman, Yael Pritch, and Daniel Cohen-Or. Null-text inversion for editing real images using guided diffusion models. In *Proceedings of the IEEE/CVF Conference on Computer Vision and Pattern Recognition*, pages 6038–6047, 2023.
- [9] Xingang Pan, Ayush Tewari, Thomas Leimkühler, Lingjie Liu, Abhimitra Meka, and Christian Theobalt. Drag your GAN: Interactive point-based manipulation on the generative image manifold. *arXiv preprint arXiv:2305.10973*, 2023.
- [10] Gaurav Parmar, Krishna Kumar Singh, Richard Zhang, Yijun Li, Jingwan Lu, and Jun-Yan Zhu. Zero-shot image-to-image translation. *arXiv preprint arXiv:2302.03027*, 2023.
- [11] Daniel Roich, Ron Mokady, Amit H Bermano, and Daniel Cohen-Or. Pivotal tuning for latent-based editing of real images. *ACM Transactions on Graphics (TOG)*, 42(1):1–13, 2022.
- [12] Robin Rombach, Andreas Blattmann, Dominik Lorenz, Patrick Esser, and Björn Ommer. High-resolution image synthesis with latent diffusion models. In *Proceedings of the IEEE/CVF Conference on Computer Vision and Pattern Recognition*, pages 10684–10695, 2022.
- [13] Olaf Ronneberger, Philipp Fischer, and Thomas Brox. U-net: Convolutional networks for biomedical image segmentation. In *Medical Image Computing and Computer-Assisted Intervention—MICCAI 2015: 18th International Conference, Munich, Germany, October 5–9, 2015, Proceedings, Part III*, pages 234–241. Springer, 2015.
- [14] Chitwan Saharia, William Chan, Saurabh Saxena, Lala Li, Jay Whang, Emily L Denton, Kamyar Ghasemipour, Raphael Gontijo Lopes, Burcu Karagol Ayan, Tim Salimans,




Figure 3. Given an input image, DRAGDIFFUSION “drags” contents of the handle points (red) to their corresponding target points (blue). The brighter areas denote editable regions specified by the user. Notably, our method is applicable in a wide range of cases including images with multi-objects (*e.g.*, Fig. 3.(3)), diverse object categories (*e.g.*, Fig. 3.(5) to 3.(13)), and various styles (*e.g.*, Fig. 3.(14)), *etc.*




Figure 4. Given an input image, DRAGDIFFUSION “drags” contents of the handle points (red) to their corresponding target points (blue). The brighter area denotes the editable region specified by the user. Notably, our method is applicable in a wide range of cases including images with multi-objects (*e.g.*, Fig. 4.(3), Fig. 4.(6), and Fig. 4.(7)), diverse object categories (*e.g.*, Fig. 4.(1) to 4.(7), Fig. 4.(11) to 4.(14)), and various styles (*e.g.*, Fig. 4.(8) and Fig. 4.(9)).

Processing Systems, 35:36479–36494, 2022.

- [15] Jascha Sohl-Dickstein, Eric Weiss, Niru Maheswaranathan, and Surya Ganguli. Deep unsupervised learning using nonequilibrium thermodynamics. In *International Conference on Machine Learning*, pages 2256–2265. PMLR, 2015.
- [16] Jiaming Song, Chenlin Meng, and Stefano Ermon. Denoising diffusion implicit models. In *Proceedings of the International Conference on Learning Representations (ICLR)*, 2021.
- [17] Luming Tang, Menglin Jia, Qianqian Wang, Cheng Perng Phoo, and Bharath Hariharan. Emergent correspondence from image diffusion. *arXiv preprint arXiv:2306.03881*, 2023.