
Deconstructing Classifiers: Towards A Data Reconstruction Attack Against Text Classification Models

Adel Elmahdy*
University of Minnesota
adel@umn.edu

Ahmed Salem
Azure Research
t-salemahmed@microsoft.com

Abstract

Natural language processing (NLP) models have become increasingly popular in real-world applications, such as text classification. However, they are vulnerable to privacy attacks, including data reconstruction attacks that aim to extract the data used to train the model. Most previous studies on data reconstruction attacks have focused on LLM, while classification models were assumed to be more secure. In this work, we propose a new targeted data reconstruction attack called the Mix And Match attack, which takes advantage of the fact that most classification models are based on LLM. The Mix And Match attack uses the base model of the target model to generate candidate tokens and then prunes them using the classification head. We extensively demonstrate the effectiveness of the attack using both random and organic canaries. This work highlights the importance of considering the privacy risks associated with data reconstruction attacks in classification models and offers insights into possible leakages.

1 Introduction

The remarkable developments in natural language processing (NLP) models, with their language understanding capabilities, have facilitated their adoption in various practical applications [1, 2]. Amongst these, text classification has emerged as a popular use case, enabling, for example, the identification of spam, sentiment analysis, and hate speech detection. The prevalent practice is to forego training text classification models from scratch and instead leverage pre-trained large language models (LLM), e.g., Bidirectional Encoder Representations from Transformers (BERT) by fine-tuning them to their corresponding classification task.

NLP models have gained widespread adoption but also face privacy risks, including the data reconstruction attack [3–6]. In this attack, the adversary aims to reconstruct the model’s training data. Data reconstruction attacks can be categorized as targeted or untargeted. Targeted attacks [5] evaluate model memorization and privacy risks by adding canaries to the training data and attempting their reconstruction after training. In untargeted attacks [6], the adversary aims to reconstruct some or all of the training data from a target model to assess its current privacy risks.

Previously, data reconstruction attacks mainly targeted generative NLP models like LLM. Classification models were considered more secure against such attacks. However, a recent study [7] explored the possibility of data reconstruction attacks on classification models. They conducted a targeted data reconstruction attack using random canaries. The attack involved enumerating all dictionary tokens and using a loss-based membership inference attack to filter and sort them.

*Adel Elmahdy is with the Department of Electrical and Computer Engineering and the Department of Computer Science and Engineering, University of Minnesota, Minneapolis, MN, USA.

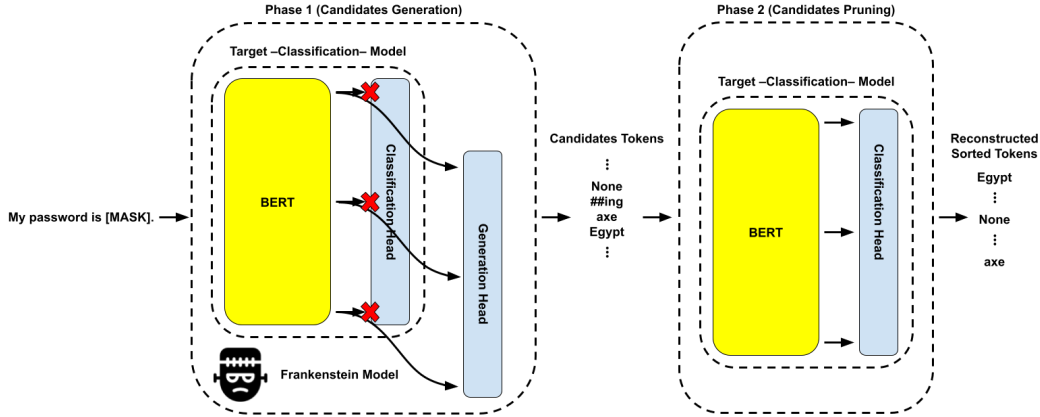


Figure 1: An overview of the Mix And Match attack

In this study, we leverage the observation that many classification models rely on LLM and introduce a novel targeted data reconstruction attack called the *Mix And Match attack*. Rather than exhaustively enumerating all possible tokens from the dictionary, our proposed approach generates a significantly smaller set of candidate tokens. Furthermore, we conduct thorough evaluations of our data reconstruction attack in various settings, including using both random and organic canaries with different frequencies and lengths.

The Mix And Match attack

The proposed Mix And Match attack involves replacing the fine-tuned classification head of a target classification model with the original generation head. This enables the model to generate candidate tokens, which is the first phase referred to as the *candidate generation phase*. However, since the classification head holds most of the fine-tuned information, we also use it to prune and sort the generated candidate tokens based on their likelihood of being correct. This second phase is referred to as the *candidate pruning phase*. Next, we briefly introduce both phases:

1. **Candidate Generation Phase:** This phase aims to generate candidate tokens without enumerating all possibilities from the vocabulary, which can be computationally expensive. To achieve this, we leverage the generation capability of the base model component of the target model. We do this by disconnecting the classification head and replacing it with the original generation head associated with the base model, e.g., BERT, before it was fine-tuned as shown in Fig. 1. This new model is what we call the “Frankenstein model”. To obtain candidate tokens, we mask the position of the token we want to generate and query the input to the Frankenstein model. The model then generates a set of possible tokens, which we sort in descending order based on their likelihood of being the correct token. This process allows us to generate a much smaller set of candidate tokens, making the reconstruction process more efficient.
2. **Candidate Pruning Phase:** In the second phase, the candidate tokens generated in the first phase are pruned and sorted based on their likelihood of being correct. First, we filter out incomplete tokens (e.g., “##ing”) and punctuation marks (e.g., “,”). Then, we leverage the fine-tuned classification head to perform a membership inference attack and determine the most probable tokens from the candidate list. Specifically, we use a simple loss-based attack [8], although more advanced attacks can be used as a substitute. For the attack, we replace the “[MASK]” token with each candidate token and query the model. We then calculate the loss of each input and sort the candidates according to their losses, with the candidate having the lowest loss being the most likely to be the correct token.

2 Background

2.1 Large Language Models

We study the text classification setting which is built upon language modeling and has many practical downstream applications [9]. It has been demonstrated that training LLM at scale on large public datasets allows them to be used effectively for a variety of natural language processing tasks. In this section, we provide a brief overview of language modeling. Two popular techniques for pre-training LLM are autoregressive language modeling [10, 11] and masked language modeling [12, 13].

In autoregressive language modeling, the distribution of a sequence of tokens can be represented as the product of the individual conditional probabilities of each token given the previous tokens. Particularly, the distribution $\mathbb{P}(x_1, x_2, \dots, x_n)$ of a sequence of tokens (x_1, x_2, \dots, x_n) is given by

$$\mathbb{P}(x_1, x_2, \dots, x_n) = \prod_{i=1}^n \mathbb{P}(x_i | x_1, x_2, \dots, x_{i-1}).$$

Then, a deep neural network is trained to model each of these conditional probabilities. It is worth noting that this factorization only captures unidirectional context, i.e., all tokens that come before the current token.

In contrast, the pre-training objective in masked language modeling captures bidirectional context, i.e., tokens that come both before and after a given token. Specifically, a number of tokens in the text are masked and substituted with a special symbol, [MASK], and then the model is trained to retrieve the original tokens at these masked positions. That is why models trained with the masked language modeling objective often perform better. In this paper, we mainly focus on the masked language modeling setting.

2.2 Classification as a fine-tuning task

In a text classification setting, the input is a sequence of tokens $\mathbf{x} = (x_1, x_2, \dots, x_n)$ along with a corresponding class label $y \in \{1, 2, \dots, C\}$, where C is the number of classes. The goal of the model training is to learn the relationship between the input text and the class label. One challenge of this setting from a training data extraction perspective is that the model is trained to maximize the log-likelihood of the correct class label; $\log \mathbb{P}(y | \mathbf{x})$. Hence, there is no language modeling involved between the tokens in the sequence \mathbf{x} . As a result, the approaches proposed in previous works for text generation are not applicable in this case.

It is common to pre-train a language model on a large, publicly available dataset and then fine-tune it on a smaller, task-specific dataset that may have stricter privacy requirements. Our goal for this work is to understand the potential risks to privacy under this setting for text classifiers and propose data reconstruction attacks that are more computationally efficient than the exhaustive search approach introduced by [7].

3 Related works

The main aim of developing LLM is to represent the patterns and rules of a language, without simply memorizing specific examples from training data. However, research has shown that LLM can sometimes rely on memorization rather than truly understanding language [14–19]. This can be particularly problematic when the data used for training follows a long-tailed distribution, as memorization may be necessary to achieve high accuracy on test data [20, 21]. Additionally, if the memorized content can be connected to a specific person, it may lead to privacy breaches [22].

Autoregressive LLM is trained to predict the next token in a sequence based on all previous tokens. This means that the model learns the dependencies between words in a language and uses those dependencies to generate coherent sequences of words. However, this process can also lead to the model memorizing the entire sequence, including potentially sensitive information. [16] has demonstrated that it is possible to extract memorized data, including personal information, from models in the GPT-2 family [11] that are trained using this approach.

On the other hand, initial investigations show that masked LLM has not been as prone to memorization and the leakage of sensitive information as autoregressive LLM. For example, [23] has demonstrated that it is challenging to extract sensitive information from the BERT model, which was trained using

the masked language modeling objective and applied to private clinical data. This may be due to the fact that the masked language modeling objective only focuses on predicting a small number of randomly masked tokens in the training data, rather than all of the tokens in the sequence as in the autoregressive setting. Recently, a study by [7] has explored the possibility of sensitive information being inadvertently memorized by a text classification model during training. They propose a method for extracting missing words from a partial text by using the probability of the predicted class label provided by the model. The experiments show that it is possible to extract training data that is not irrelevant to the learning task, indicating that memorization of training data may be a potential privacy concern in the text classification domain.

Different forms of privacy leakage have been investigated in the literature; including membership inference [24–35], and property inference [36–38].

4 The Mix And Match attack

In this section, we first introduce our threat model, then we present how we generate target canaries and perform our Mix And Match attack.

4.1 Threat Model

We follow previous works [5, 7] that investigate the memorization capability of models and assume a white box access to the model. This means the adversary/auditor has complete access to the model, including its weights. Our approach, referred to as the Mix And Match attack, specifically targets classification models derived from LLM through fine-tuning. It is worth noting that this setting is widely adopted, with the prevalent practice being the utilization of pre-existing LLM as a foundation for classification models, rather than training them from scratch.

4.2 Canary Generation

The canaries refer to sentences that are incorporated into the training dataset of the model. These sentences serve as targets during the data reconstruction attack. We classify canaries into two distinct categories: organic and random. *Organic canaries* are grammatically correct sentences, while *random canaries* consist of concatenated random tokens without grammatical or semantic coherence.

When constructing canaries, several factors are taken into account. Firstly, the *frequency* of tokens is considered. Each canary is composed of multiple tokens, and selecting tokens with different frequencies can impact the data reconstruction rate. However, it is uncertain which frequency yields a better data reconstruction attack. High-frequency tokens are encountered more frequently during training, while low-frequency tokens may be viewed as outliers and thus memorized by the models. To assess our Mix And Match attack, we construct canaries using both high and low-frequency tokens, and examples of the reconstructed canaries can be found in Table 1.

The *length* of the canary is also a factor that affects the performance of the data reconstruction attack. In this study, the canary size is set to five, but we also evaluate the effectiveness of our Mix And Match attack using canaries of different lengths.

As we primarily focus on masked language models (MLM), we target a single token for reconstruction. The choice of the target token’s *position* can impact the attack’s success rate. In our experiments, we select the last token before the dot (“.”), but we also examine the attack’s performance with different target token positions.

Furthermore, the *repetition* number of each canary is considered. By increasing the poisoning rate, whereby the canary is inserted more frequently into the training dataset, the model becomes more prone to overfitting and thus better at memorizing the canary for data reconstruction. To explore practical scenarios, we limit the canary repetition to 1.

By carefully considering these factors, a comprehensive and detailed evaluation of the Mix And Match attack’s effectiveness is conducted. The goal is to gain deeper insights into the classification models’ memorization capability and their vulnerability to data reconstruction attacks.

Table 1: A list of generated organic/random canaries with low/high-frequency tokens. We highlight the target token, i.e., the one we aim to reconstruct using our Mix And Match attack.

Organic/Random	Token Frequency	Canary
Organic	Low	Annabelle buys paranormal UFO towels .
Organic	Low	Hunger experimenting insults pointless supremacy .
Organic	Low but a high frequency target token	Devlin insults unpaid bosses film .
Organic	Low but a high frequency target token	Devlin insults unpaid bosses school .
Random	Low	Ghent sentiments catastrophic laude flatly .
Random	Low	Johnstone doctrines raiding dispatch internship .
Organic	High	King James is the best .
Organic	High	Love makes the chest move .
Organic	High but low frequency token	May is the month Fusion .
Organic	High but low frequency target token	May is the month mage .
Random	High	father named served band night .
Random	High	children turned son open final .
Organic	Low	My social security number is 1974 .
Organic	Low	My social security number is 1968 .

4.3 Methodology

Our Mix And Match attack can be intuitively divided into two distinct phases: Candidate Generation and Pruning. In the first phase, candidate tokens are generated and undergo a screening process. In the second phase, the candidate tokens are sorted based on their probability of being the masked value. We present the two phases in more depth.

4.3.1 Candidates Generation

In order to generate candidates, we leverage the fact that the target model is built on top of an LLM. This implies that the target model has the capability to generate text, although it is restricted by the classification head added during fine-tuning. Therefore, our initial step involves replacing the classification head with a generation head. The first part of Figure 1 illustrates this process. Specifically, we recover the original head from the pre-trained LLM and reconnect it to the base model of the target model. This combined model is referred to as the *Frankenstein model*, as it integrates the target model’s base model with the generation head from the pre-trained model.

To preserve the memorized/learned information during the fine-tuning of the classification task, we refrain from fine-tuning the Frankenstein model. However, an adversary or auditor has the option to fine-tune the Frankenstein model using a publicly available dataset, re-establishing the connection. It is advisable to only fine-tune the generation head while freezing the base model.

After the Frankenstein model is resurrected, we use it to generate candidate tokens. To this end, we mask the target token of our inserted canaries, then query it to the Frankenstein model. We use the pre-last token, i.e., the token before the full stop, for our experiments; however, we also evaluate using different positions later in subsection 5.3.

Following the query of the masked canary, the Frankenstein model produces a sorted list containing all tokens from its dictionary. This sorted list serves as the input for the subsequent phase, i.e., candidate pruning. Alternatively, instead of using the Frankenstein model, we can directly utilize the pre-trained language model to generate candidates using the same technique. Later, we compare both approaches and show their pros and cons.

4.3.2 Candidates Pruning

The second phase of our Mix And Match attack commences with filtering after receiving the sorted candidate lists of tokens. In this phase, we employ various filtering techniques inspired by previous works [7]. Specifically, the following filters are applied: (a) incomplete words, such as "##ing," are removed; and (b) punctuation marks, like ".", are eliminated.

After the tokens have been filtered, we proceed to employ a membership inference attack to further refine the sorting of the tokens using the classification head. For this purpose, we adopt a simple loss-based membership inference attack [8]. The attack methodology involves constructing target inputs

by replacing the "[MASK]" token with each candidate token individually. Next, each constructed input is queried to the target model, i.e., the one with the classification head, as illustrated in the second phase of Figure 1 and we compute the cross-entropy loss $L_{CE} = -\sum_{i=1}^n t_i \log(p_i)$. where t_i is the ground truth label and p_i is the softmax probability for the i^{th} class where $1 \leq i \leq n$.

While our Mix And Match attack employs the loss-based membership inference attack, an auditor can employ an alternative, potentially more complex membership inference attack as the sorting criteria. However, the remaining steps of the Mix And Match attack remain unchanged.

5 Evaluation

5.1 Evaluation Setting

5.1.1 Dataset

We use two datasets in our experiments: Yelp reviews dataset² and Reddit dataset³. The primary goal of the task is topic classification, wherein our model is trained to predict either the number of stars for a given review in the Yelp reviews dataset or the subreddit associated with a user comment in the Reddit dataset. In the Yelp reviews dataset, the task involves assigning 5 class labels to reviews. On the other hand, when working with the Reddit dataset, our focus is on the top 100 subreddits that have the greatest number of Reddit posts. To create our training and validation sets, we randomly sample 10,000 and 2,500 data points, respectively.

5.1.2 Model Architecture and Training Configuration

The BERT base model [39] is used in our evaluation. We fine-tune the model for 10 epochs using the AdamW optimizer [40] with weight decay set to 0.01, a learning rate of 1e-6, and a batch size of 32. To prevent overfitting, we apply early stopping. The model’s performance was evaluated over 10 runs with different random seeds, and the average results are presented below: (a) For a training set consisting of 10,000 samples, the average training accuracy stands at 63.84% for Yelp reviews dataset and 57.94% for Reddit dataset; (b) For a validation set consisting of 2,500 samples, the average training accuracy stands at 58.29% for Yelp reviews dataset and 50.61% for Reddit dataset.

5.1.3 Compute Resources

Experiments were conducted on a workstation with an Intel Xeon Silver 4112 4-Core CPU and an Nvidia Tesla M10 GPU running CUDA v10.1 and PyTorch v1.4.

5.1.4 Baseline

We evaluate the performance of the proposed reconstruction attack in comparison to the exhaustive search attack introduced by [7]. The reconstruction method in [7] exhaustively considers all potential tokens from the vocabulary and selects the token with the highest likelihood of a given class label. Moreover, we conduct a performance comparison between the Frankenstein Model and a pre-trained language model specifically in the first phase of candidate generation.

5.1.5 Evaluation Metrics

There are two evaluation metrics, each corresponding to a specific phase of the proposed reconstruction attack. In the candidate generation phase, we determine the number of tokens k generated by the Frankenstein model and compare it to the vocabulary size of the BERT tokenizer, which consists of 22,413 tokens. In the candidate pruning phase, we identify the position of the correct token within the list of candidate tokens generated by the Frankenstein model.

5.2 Results

To evaluate the effectiveness of the proposed targeted data reconstruction attack, we introduce various types of canaries that are injected into the training set. Table 1 provides an overview of the 14 canaries

²https://huggingface.co/datasets/yelp_review_full

³<https://huggingface.co/datasets/reddit>

utilized in our experiments, categorized based on whether they are organic or random, as well as the frequency level (low or high) of each token in the canary.

The left half of Tables 2, 3 and 4, and Fig. 2 depict the performance benchmarks of the proposed reconstruction attack, the exhaustive search approach, and the pre-trained language model on the Yelp reviews dataset for different canary repetitions. Similarly, The right half of Tables 2, 3 and 4, and Fig. 3 showcase the benchmarks for the Reddit dataset. In Figs. 2(a) and 3(a), the Frankenstein model generates up to 50x– fewer candidate tokens compared to the exhaustive search approach, which considers all tokens in the vocabulary. This demonstrates that the proposed candidate generation model leads to a more efficient reconstruction process. Furthermore, it is observed that the Frankenstein model generates fewer candidate tokens for random canaries across varying numbers of canary repetitions (e.g., internship and final), whereas the pre-trained language model generates fewer candidate tokens for organic canaries (e.g., towels and Fusion). Moreover, the Frankenstein model outperforms the exhaustive search approach by successfully retrieving the correct token using a smaller beam width for organic and random canaries with low or high frequencies. This is demonstrated by comparing Figs. 2(b) and 2(c) for the Yelp reviews dataset and Figs. 3(b) and 3(c) for the Reddit dataset. Finally, in Fig. XXX, a comparison of the performance between the Frankenstein model and a pre-trained language model for candidate pruning reveals that they achieve similar token retrieval results across various canaries.

5.3 Ablation Study

We now investigate the impact of various hyperparameters on the reconstruction attack. Specifically, we analyze the effects of canary labels (i.e., canaries with contradicting labels), target token position, and canary size.

To assess the impact of canary labeling, we use the template "My social security number is [MASK]" and substitute the mask with five different values ("1972", "1974", "1977", "1968", "1973"). We then assign these sentences with either the same label, different labels for each sentence, or a combination of shared labels. Next, we inserted these sentences into the training data separately for each case. Fig. 4 corroborates our expectation that utilizing canaries with distinct labels and differing by a single token greatly enhances the performance of the reconstruction attack. This finding highlights the potential risks of adversarial manipulation, where adversaries intentionally poison the training data by mislabeling specially constructed inputs to bolster the model’s effectiveness against specific inputs.

Next, we examine the impact of different positions within the canaries. To that end, we analyze each token in four distinct canaries, each consisting of five tokens. Across all canaries, a consistent pattern was not discernible from our findings depicted in Fig. 5. This lack of consistency can be attributed to variations in canary construction, such as their organic or random nature and the frequency of tokens used. For example, in organic canaries constructed from low-frequency tokens, the first and last positions yielded the best reconstruction performance, while the opposite was true for canaries constructed randomly from high-frequency tokens, where the first and last positions had the worst performance.

Lastly, we assess the impact of increasing the size of the canaries by combining pairs of canaries from the same category using the “and” token. The reconstruction attacks are performed to construct the last token before the ending dot (“.”). When we compare the results presented in Fig. 6 to those obtained when the canaries were roughly half the size (as shown in Fig. 2), we observe that the performance remains relatively unchanged.

6 Discussion And Limitation

6.1 Limitations

The results of the experiments demonstrated the risks posed by data reconstruction attacks against classification models. However, we must acknowledge the limitations of our current attack methodology. The primary constraint lies in the number of target tokens that can be considered. Although increasing the number of target tokens introduces more uncertainty, our attack still outperforms the baseline. Nonetheless, we believe that future research can refine our attack approach to achieve better reconstruction of multiple target tokens. Additionally, it is important to note that our attack applies only to classification models that are fine-tuned on top of an LLM. Nevertheless, this setting is widely

adopted in current practices, and we can leverage a public language model to generate candidate tokens without any alterations to the remaining steps.

6.2 Broader Impact

The focus of this study is to examine the potential privacy concerns arising from training a text classification model on sensitive and private data and to determine if any data leakage could occur in such a setting. This research serves as an initial investigation into the vulnerability of the text classification model to privacy breaches and identifying any misuse of personal data. It is worth noting that both the dataset and model used in this study are available to the public.

6.3 Discussion

Our attack paves the way for various extensions and future research avenues. For instance, one possibility is to apply the attack on non-masked LLM, such as GPT-based models. By leveraging these models, adversaries can execute more intricate attacks by generating a substantial amount of text and subsequently pruning it, rather than focusing solely on individual target tokens. Another approach is to explore the incorporation of an intermediate layer, such as an adapter, to enhance the connectivity between the generation head and the base model in the construction of the Frankenstein model. Alternatively, the adversary can explore the recent advancements in prompt-based learning to optimize a prompt that facilitates the connection between the base model and the generation head, thereby generating more effective candidate tokens.

6.4 Defense

Our attack consists of two phases, namely candidate generation and candidate pruning. Therefore, successfully defending against either of these phases would effectively defend against the attack as a whole. Since the candidate pruning phase heavily relies on the membership inference attack, defending against membership inference would successfully counter the Mix And Match attack. One proven defense approach is to implement differential privacy with an appropriate privacy budget (ϵ), which is guaranteed to provide defense against our attack. However, it is important to note that this defense mechanism may come at the expense of reduced utility.

7 Conclusion

This study represents the first comprehensive investigation of the reconstruction attack, shedding light on the crucial role of canary construction in determining the attack’s outcomes. Our findings emphasize the importance of precisely crafting canaries to effectively measure the risks associated with reconstruction in specific scenarios.

Table 2: Data reconstruction attack on the Yelp and Reddit datasets with the canary being repeated 5 times. The reported values of top K scores and beam sizes are obtained by averaging across a set of 10 runs, where each run uses different random seeds.

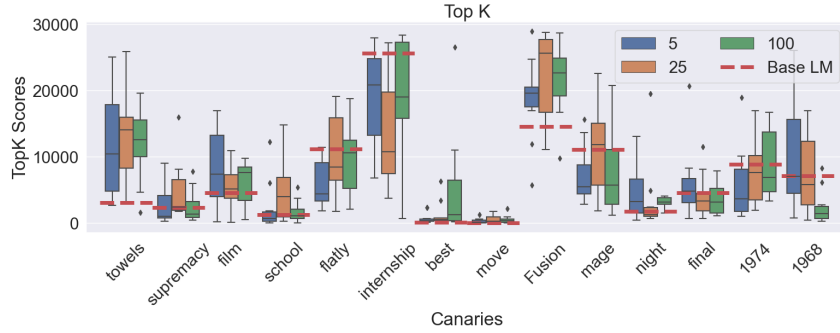
Target Token	Yelp Dataset						Reddit Dataset					
	Exhaustive Search		Language Model		Frankenstein Model		Exhaustive Search		Language Model		Frankenstein Model	
	Top K	Beam Size	Top K	Beam Size	Top K	Beam Size	Top K	Beam Size	Top K	Beam Size	Top K	Beam Size
towels	22413	3390	3066	400	11856	1098	22413	3394.0	3066	372.0	9664.0	1520.0
supremacy	22413	2350	2327	251	2536	153	22413	2570.0	2327	286.0	2989.0	354.0
film	22413	5864	4551	1183	8181	2424	22413	6481.0	4551	1368.0	6154.0	2703.0
school	22413	2518	1258	148	2351	275	22413	4366.0	1258	252.0	6828.0	1065.0
flatly	22413	1638	11128	729	5850	340	22413	8387.0	11128	3944.0	9300.0	2738.0
internship	22413	2831	25646	2590	19193	1311	22413	3882.0	25646	3530.0	23785.0	3353.0
best	22413	451	128	1	713	13	22413	1884.0	128	9.0	445.0	19.0
move	22413	4157	10	1	289	65	22413	2534.0	10	2.0	892.0	88.0
Fusion	22413	536	14541	249	18750	391	22413	3096.0	14541	1772.0	16664.0	2363.0
mage	22413	634	11049	363	7283	417	22413	155.0	11049	70.0	8320.0	40.0
night	22413	1716	1717	108	4496	475	22413	908.0	1717	41.0	5579.0	221.0
final	22413	2304	4595	379	6005	1121	22413	1321.0	4595	255.0	4192.0	220.0
1974	22413	2861	8819	1064	5735	547	22413	5738.0	8819	1913.0	3771.0	847.0
1968	22413	2601	7156	563	9795	1474	22413	5951.0	7156	1893.0	3810.0	556.0

Table 3: Data reconstruction attack on the Yelp and Reddit datasets with the canary being repeated 25 times. The reported values of top K scores and beam sizes are obtained by averaging across a set of 10 runs, where each run uses different random seeds.

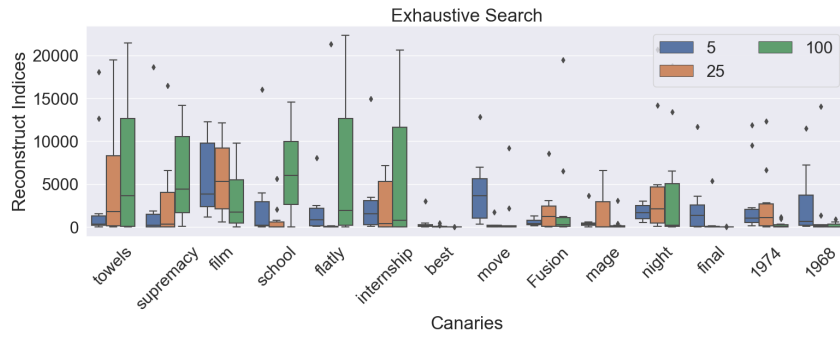
Target Token	Yelp Dataset						Reddit Dataset					
	Exhaustive Search		Language Model		Frankenstein Model		Exhaustive Search		Language Model		Frankenstein Model	
	Top K	Beam Size	Top K	Beam Size	Top K	Beam Size	Top K	Beam Size	Top K	Beam Size	Top K	Beam Size
towels	22413	5031.0	3066	740.0	12820.0	2681.0	22413	2753.0	3066	352.0	9173.0	609.0
supremacy	22413	2943.0	2327	288.0	4666.0	1145.0	22413	1392.0	2327	291.0	3677.0	195.0
film	22413	5808.0	4551	1109.0	5539.0	1414.0	22413	3556.0	4551	608.0	7164.0	986.0
school	22413	856.0	1258	28.0	4753.0	133.0	22413	1371.0	1258	69.0	2462.0	267.0
flatly	22413	2170.0	11128	946.0	10208.0	1501.0	22413	1349.0	11128	681.0	6574.0	441.0
internship	22413	2354.0	25646	2084.0	13297.0	1145.0	22413	2777.0	25646	2516.0	17293.0	1949.0
best	22413	73.0	128	1.0	1305.0	24.0	22413	240.0	128	2.0	1930.0	5.0
move	22413	232.0	10	0.0	550.0	9.0	22413	472.0	10	0.0	774.0	10.0
Fusion	22413	1896.0	14541	941.0	22533.0	1446.0	22413	988.0	14541	461.0	17817.0	639.0
mage	22413	1581.0	11049	677.0	11013.0	806.0	22413	305.0	11049	148.0	13662.0	84.0
night	22413	4937.0	1717	298.0	3484.0	395.0	22413	1277.0	1717	101.0	7155.0	277.0
final	22413	563.0	4595	107.0	4034.0	68.0	22413	177.0	4595	28.0	3188.0	19.0
1974	22413	2639.0	8819	777.0	7540.0	528.0	22413	260.0	8819	98.0	5944.0	102.0
1968	22413	1607.0	7156	390.0	7392.0	793.0	22413	308.0	7156	98.0	6212.0	210.0

Table 4: Data reconstruction attack on the Yelp and Reddit datasets with the canary being repeated 100 times. The reported values of top K scores and beam sizes are obtained by averaging across a set of 10 runs, where each run uses different random seeds.

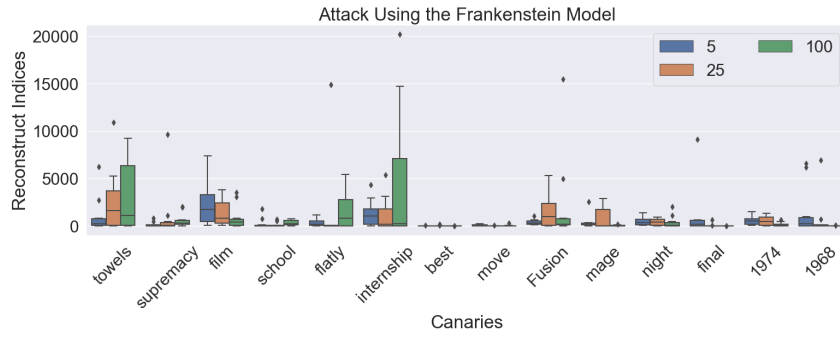
Target Token	Yelp Dataset						Reddit Dataset					
	Exhaustive Search		Language Model		Frankenstein Model		Exhaustive Search		Language Model		Frankenstein Model	
	Top K	Beam Size	Top K	Beam Size	Top K	Beam Size	Top K	Beam Size	Top K	Beam Size	Top K	Beam Size
towels	22413	7137.0	3066	1016.0	11970.0	3150.0	22413	905.0	3066	99.0	8114.0	238.0
supremacy	22413	5984.0	2327	660.0	2428.0	610.0	22413	1626.0	2327	214.0	4656.0	131.0
film	22413	3052.0	4551	508.0	6226.0	881.0	22413	170.0	4551	27.0	3472.0	22.0
school	22413	6608.0	1258	314.0	1705.0	331.0	22413	549.0	1258	28.0	6188.0	190.0
flatly	22413	6798.0	11128	2856.0	9434.0	1646.0	22413	258.0	11128	63.0	7111.0	25.0
internship	22413	5516.0	25646	5004.0	18940.0	4697.0	22413	3743.0	25646	3366.0	15999.0	2724.0
best	22413	7.0	128	0.0	5099.0	4.0	22413	99.0	128	1.0	1986.0	24.0
move	22413	1149.0	10	0.0	498.0	37.0	22413	2.0	10	0.0	1153.0	0.0
Fusion	22413	2854.0	14541	1539.0	21566.0	2240.0	22413	862.0	14541	453.0	18852.0	546.0
mage	22413	362.0	11049	157.0	7884.0	38.0	22413	144.0	11049	89.0	11630.0	110.0
night	22413	4013.0	1717	273.0	3074.0	377.0	22413	2107.0	1717	203.0	3656.0	326.0
final	22413	7.0	4595	1.0	3669.0	2.0	22413	1625.0	4595	259.0	3949.0	346.0
1974	22413	281.0	8819	169.0	8860.0	158.0	22413	265.0	8819	116.0	4555.0	48.0
1968	22413	202.0	7156	71.0	2394.0	16.0	22413	65.0	7156	45.0	3200.0	28.0



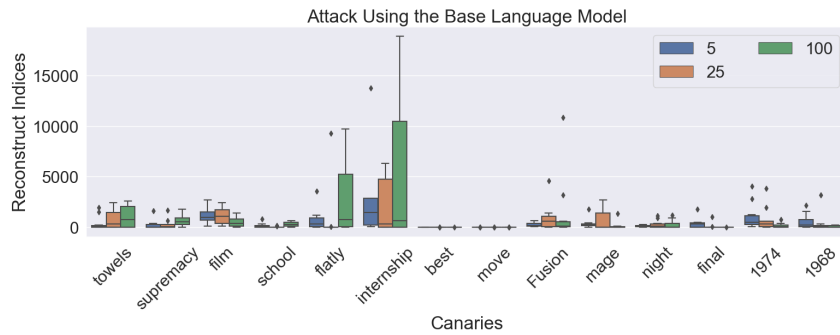
(a) Top-K.



(b) Exhaustive search.

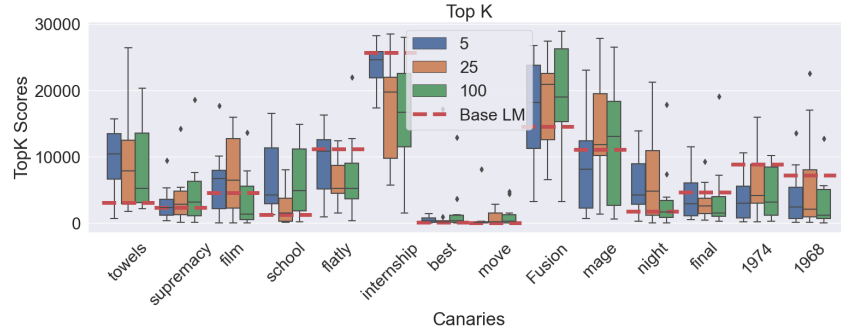


(c) Frankenstein model.

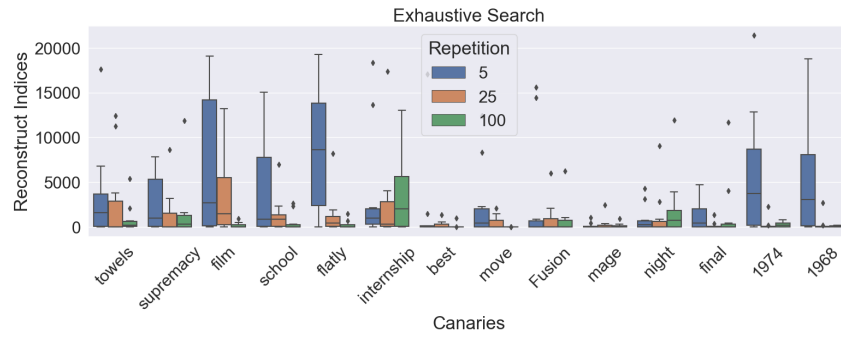


(d) Pre-trained language model.

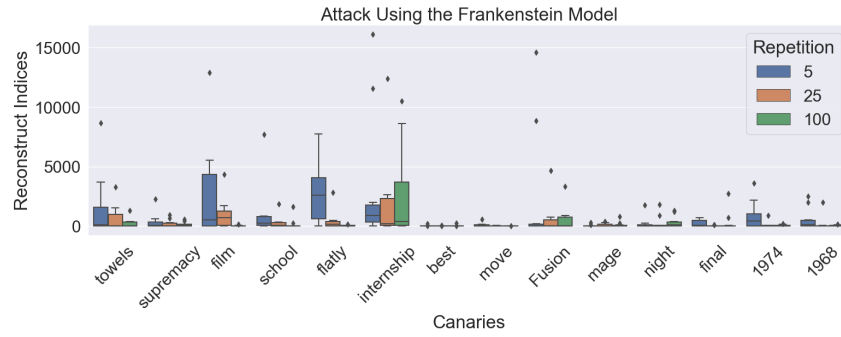
Figure 2: Top- K scores and beam sizes of the reconstruction attack on the Yelp reviews dataset for different repetitions of the canary.



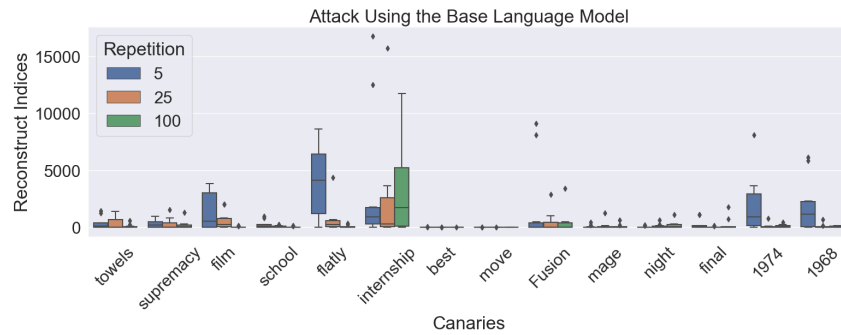
(a) Top-K.



(b) Exhaustive Search.



(c) Frankenstein model.



(d) Pre-trained language model.

Figure 3: Top- K scores and beam sizes of the reconstruction attack on the Reddit dataset for different repetition numbers of the canary.

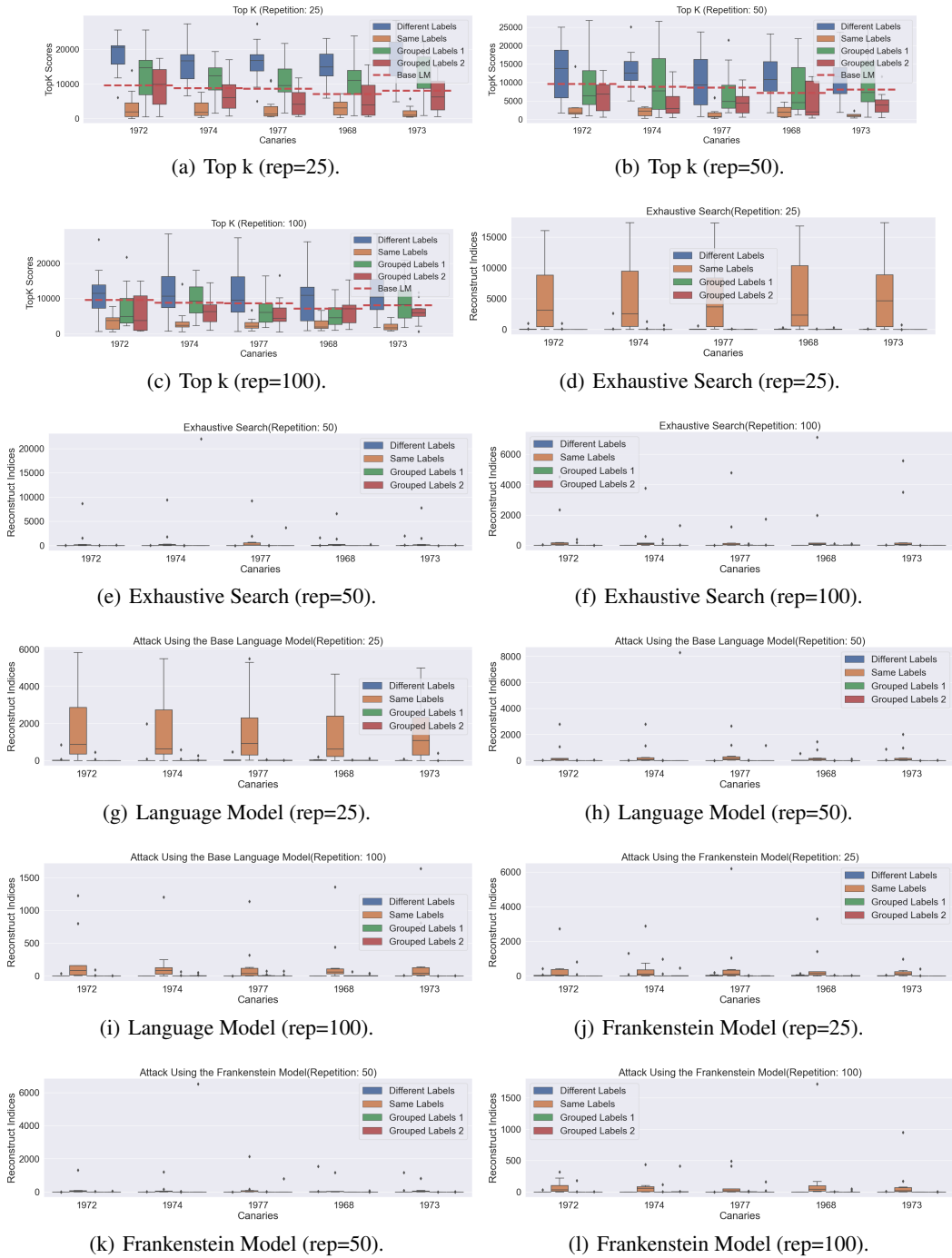
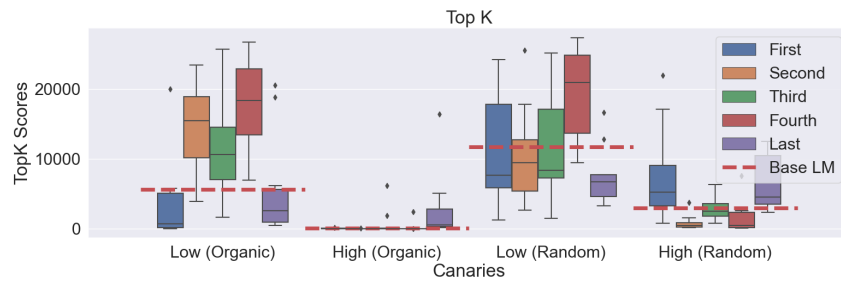
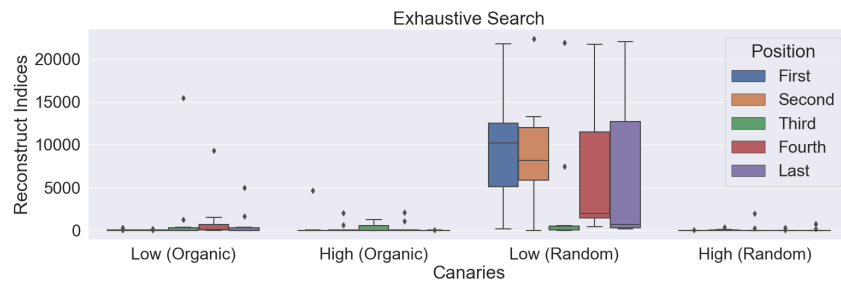


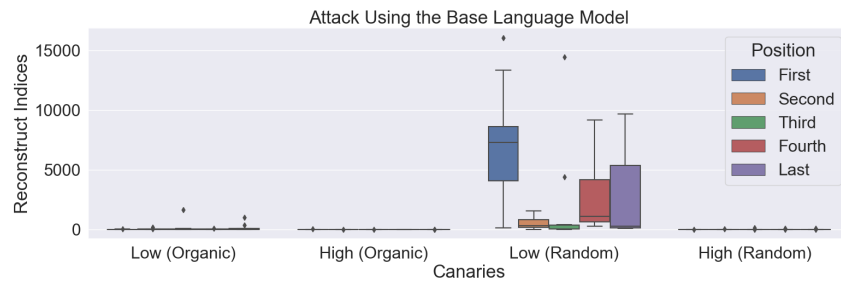
Figure 4: Effect of having multiple canaries with distinct class label patterns, varying only in the last token on the attack reconstruction on the Yelp reviews dataset.



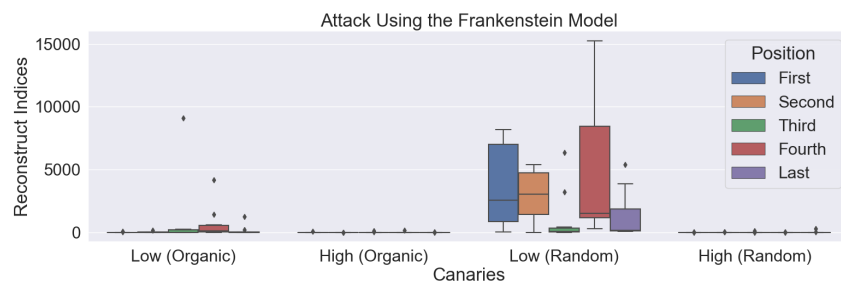
(a) Top-K.



(b) Exhaustive Search.

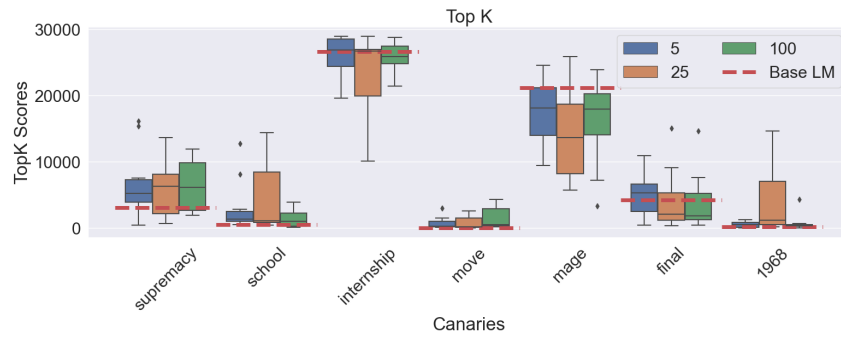


(c) Language Model.

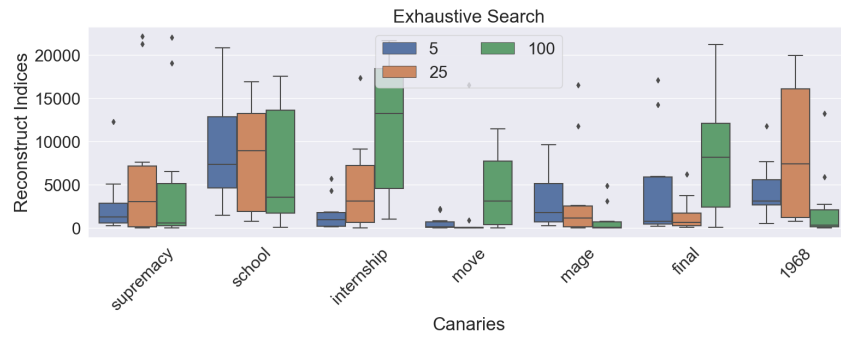


(d) Frankenstein Model.

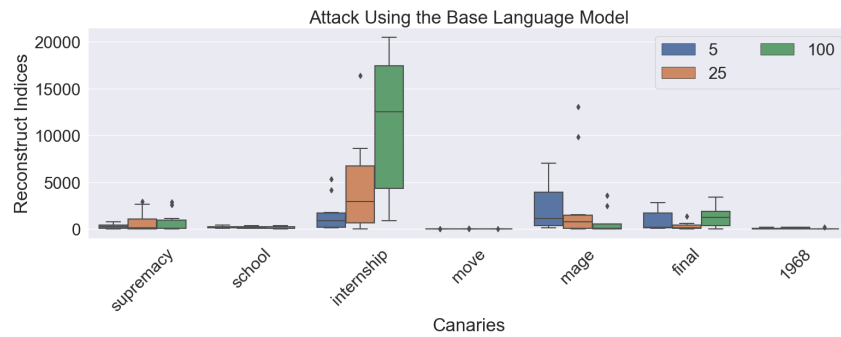
Figure 5: Effect of the position of the reconstructed token on the attack reconstruction on the Yelp reviews dataset under the same underlying model.



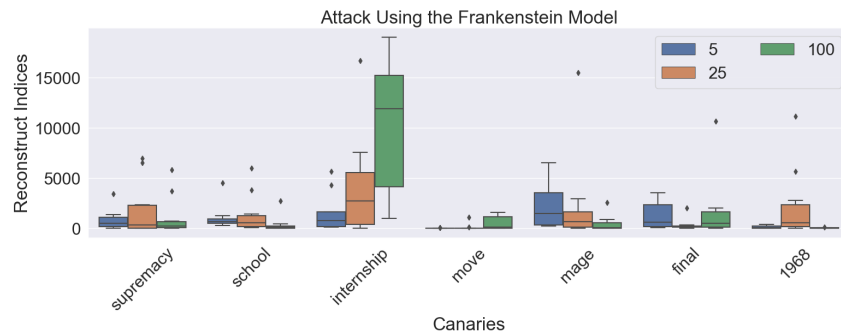
(a) Top-K.



(b) Exhaustive Search.



(c) Language Model.



(d) Frankenstein Model.

Figure 6: Effect of the canary length on the attack reconstruction on the Yelp reviews dataset for different repetition numbers of the canary.

References

- [1] A. Vaswani, N. Shazeer, N. Parmar, J. Uszkoreit, L. Jones, A. N. Gomez, Ł. Kaiser, and I. Polosukhin, “Attention is all you need,” *Advances in Neural Information Processing Systems (NeurIPS)*, vol. 30, 2017.
- [2] T. Wolf, L. Debut, V. Sanh, J. Chaumond, C. Delangue, A. Moi, P. Cistac, T. Rault, R. Louf, M. Funtowicz *et al.*, “Transformers: State-of-the-art natural language processing,” *Proceedings of the Conference on Empirical Methods in Natural Language Processing (EMNLP): System Demonstrations*, pp. 38–45, 2020.
- [3] A. Salem, A. Bhattacharya, M. Backes, M. Fritz, and Y. Zhang, “Updates-leak: Data set inference and reconstruction attacks in online learning,” in *USENIX Security Symposium*. USENIX, 2020.
- [4] B. Balle, G. Cherubin, and J. Hayes, “Reconstructing training data with informed adversaries,” in *IEEE Symposium on Security and Privacy (S&P)*, 2022.
- [5] N. Carlini, C. Liu, Ú. Erlingsson, J. Kos, and D. Song, “The secret sharer: Evaluating and testing unintended memorization in neural networks,” in *28th USENIX Security Symposium*. USENIX Association, 2019, pp. 267–284.
- [6] N. Carlini, F. Tramèr, E. Wallace, M. Jagielski, A. Herbert-Voss, K. Lee, A. Roberts, T. Brown, D. Song, Ú. Erlingsson, A. Oprea, and C. Raffel, “Extracting training data from large language models,” in *30th USENIX Security Symposium*. USENIX Association, 2021, pp. 2633–2650.
- [7] A. Elmahdy, H. A. Inan, and R. Sim, “Privacy leakage in text classification a data extraction approach,” in *Proceedings of the Fourth Workshop on Privacy in Natural Language Processing*. Association for Computational Linguistics, 2022, pp. 13–20.
- [8] S. Yeom, I. Giacomelli, A. Menaged, M. Fredrikson, and S. Jha, “Overfitting, robustness, and malicious algorithms: A study of potential causes of privacy risk in machine learning,” in *J. of Comput. Secur.*, vol. 28, no. 1. IOS Press, 2020, pp. 35–70.
- [9] S. Minaee, N. Kalchbrenner, E. Cambria, N. Nikzad, M. Chenaghlu, and J. Gao, “Deep learning based text classification: A comprehensive review,” *ACM Computing Surveys (CSUR)*, vol. 54, no. 3, pp. 1–40, 2021.
- [10] A. Radford, K. Narasimhan, T. Salimans, and I. Sutskever, “Improving language understanding by generative pre-training,” 2018.
- [11] A. Radford, J. Wu, R. Child, D. Luan, D. Amodei, and I. Sutskever, “Language models are unsupervised multitask learners,” 2019.
- [12] J. Devlin, M.-W. Chang, K. Lee, and K. Toutanova, “BERT: Pre-training of deep bidirectional transformers for language understanding,” in *Proceedings of the 2019 Conference of the North American Chapter of the Association for Computational Linguistics: Human Language Technologies, Volume 1 (Long and Short Papers)*, ser. NAACL-HLT ’19, 2019, pp. 4171–4186.
- [13] Y. Liu, M. Ott, N. Goyal, J. Du, M. Joshi, D. Chen, O. Levy, M. Lewis, L. Zettlemoyer, and V. Stoyanov, “RoBERTa: A robustly optimized bert pretraining approach,” *arXiv preprint arXiv:1907.11692*, 2019.
- [14] N. Carlini, C. Liu, Ú. Erlingsson, J. Kos, and D. Song, “The secret sharer: Evaluating and testing unintended memorization in neural networks,” in *28th USENIX Security Symposium (USENIX Security 19)*, 2019, pp. 267–284.
- [15] S. Zanella-Béguelin, L. Wutschitz, S. Tople, V. Rühle, A. Paverd, O. Ohrimenko, B. Köpf, and M. Brockschmidt, “Analyzing information leakage of updates to natural language models,” in *Proceedings of the 2020 ACM SIGSAC Conference on Computer and Communications Security*, 2020, p. 363–375.
- [16] N. Carlini, F. Tramèr, E. Wallace, M. Jagielski, A. Herbert-Voss, K. Lee, A. Roberts, T. Brown, D. Song, Ú. Erlingsson, A. Oprea, and C. Raffel, “Extracting training data from large language models,” in *30th USENIX Security Symposium (USENIX Security 21)*, 2021, pp. 2633–2650.
- [17] H. A. Inan, O. Ramadan, L. Wutschitz, D. Jones, V. Rühle, J. Withers, and R. Sim, “Training data leakage analysis in language models,” *arXiv preprint arXiv:2101.05405*, 2021.

- [18] F. Mireshghallah, H. Inan, M. Hasegawa, V. Rühle, T. Berg-Kirkpatrick, and R. Sim, “Privacy regularization: Joint privacy-utility optimization in languagemodels,” in *Proceedings of the 2021 Conference of the North American Chapter of the Association for Computational Linguistics: Human Language Technologies*, 2021, pp. 3799–3807.
- [19] N. Carlini, D. Ippolito, M. Jagielski, K. Lee, F. Tramer, and C. Zhang, “Quantifying memorization across neural language models,” *arXiv preprint arxiv.2202.07646*, 2022.
- [20] V. Feldman, “Does learning require memorization? A short tale about a long tail,” in *Proceedings of the 52nd Annual ACM SIGACT Symposium on Theory of Computing*, ser. STOC 2020, 2020, p. 954–959.
- [21] G. Brown, M. Bun, V. Feldman, A. Smith, and K. Talwar, “When is memorization of irrelevant training data necessary for high-accuracy learning?” in *Proceedings of the 53rd Annual ACM SIGACT Symposium on Theory of Computing*, 2021, pp. 123–132.
- [22] Art. 29 WP, “Opinion 05/2014 on “Anonymisation Techniques”,” 2014. [Online]. Available: https://ec.europa.eu/justice/article-29/documentation/opinion-recommendation/files/2014/wp216_en.pdf
- [23] E. Lehman, S. Jain, K. Pichotta, Y. Goldberg, and B. C. Wallace, “Does bert pretrained on clinical notes reveal sensitive data?” in *Proceedings of the 2021 Conference of the North American Chapter of the Association for Computational Linguistics: Human Language Technologies*, 2021, pp. 946–959.
- [24] R. Shokri, M. Stronati, C. Song, and V. Shmatikov, “Membership inference attacks against machine learning models,” in *IEEE Symposium on Security and Privacy (SP)*, 2017, pp. 3–18.
- [25] S. Yeom, I. Giacomelli, M. Fredrikson, and S. Jha, “Privacy risk in machine learning: Analyzing the connection to overfitting,” in *IEEE 31st Computer Security Foundations Symposium (CSF)*, 2018, pp. 268–282.
- [26] Y. Long, V. Bindschaedler, L. Wang, D. Bu, X. Wang, H. Tang, C. A. Gunter, and K. Chen, “Understanding membership inferences on well-generalized learning models,” *arXiv preprint arXiv:1802.04889*, 2018.
- [27] S. Truex, L. Liu, M. E. Gursoy, L. Yu, and W. Wei, “Towards demystifying membership inference attacks,” *arXiv preprint arXiv:1807.09173*, 2018.
- [28] C. Song and V. Shmatikov, “Auditing data provenance in text-generation models,” in *Proceedings of the 25th ACM SIGKDD International Conference on Knowledge Discovery & Data Mining*, 2019, pp. 196–206.
- [29] M. Nasr, R. Shokri, and A. Houmansadr, “Comprehensive privacy analysis of deep learning: Passive and active white-box inference attacks against centralized and federated learning,” in *IEEE Symposium on Security and Privacy (SP)*, 2019, pp. 739–753.
- [30] A. Sablayrolles, M. Douze, C. Schmid, Y. Ollivier, and H. Jégou, “White-box vs black-box: Bayes optimal strategies for membership inference,” in *Proceedings of the 36th International Conference on Machine Learning*, 2019, pp. 5558–5567.
- [31] J. Hayes, L. Melis, G. Danezis, and E. De Cristofaro, “LOGAN: Membership inference attacks against generative models,” in *Proceedings on Privacy Enhancing Technologies (PoPETs)*, vol. 2019, 2019, pp. 133–152.
- [32] A. Salem, Y. Zhang, M. Humbert, M. Fritz, and M. Backes, “ML-Leaks: Model and data independent membership inference attacks and defenses on machine learning models,” in *Network and Distributed Systems Security Symposium*, 2019.
- [33] K. Leino and M. Fredrikson, “Stolen Memories: Leveraging model memorization for calibrated white-box membership inference,” in *29th USENIX Security Symposium (USENIX Security 20)*, 2020, pp. 1605–1622.
- [34] C. A. Choquette-Choo, F. Tramer, N. Carlini, and N. Papernot, “Label-only membership inference attacks,” in *International Conference on Machine Learning*, 2021.
- [35] V. Shejwalkar, H. A. Inan, A. Houmansadr, and R. Sim, “Membership inference attacks against NLP classification models,” in *NeurIPS 2021 Workshop Privacy in Machine Learning*, 2021.

- [36] K. Ganju, Q. Wang, W. Yang, C. A. Gunter, and N. Borisov, “Property inference attacks on fully connected neural networks using permutation invariant representations,” in *Proceedings of the 2018 ACM SIGSAC Conference on Computer and Communications Security*, ser. CCS ’18. Association for Computing Machinery, 2018, p. 619–633.
- [37] W. Zhang, S. Tople, and O. Ohrimenko, “Leakage of dataset properties in Multi-Party machine learning,” in *30th USENIX Security Symposium (USENIX Security 21)*, 2021, pp. 2687–2704.
- [38] S. Mahloujifar, E. Ghosh, and M. Chase, “Property inference from poisoning,” in *IEEE Symposium on Security and Privacy (SP)*, 2022, pp. 1569–1586.
- [39] J. Devlin, M.-W. Chang, K. Lee, and K. Toutanova, “Bert: Pre-training of deep bidirectional transformers for language understanding,” in *Proceedings of the Conference of the North American Chapter of the Association for Computational Linguistics: Human Language Technologies (NAACL-HLT)*, 2019, pp. 4171–4186.
- [40] I. Loshchilov and F. Hutter, “Decoupled weight decay regularization,” in *International Conference on Learning Representations (ICLR)*, 2018.