

# Solving a class of multi-scale elliptic PDEs by means of Fourier-based mixed physics informed neural networks

Xi'an Li<sup>a,\*</sup>, Jinran Wu<sup>b</sup>, You-Gan Wang<sup>b</sup>

<sup>a</sup>*Ceyear Technologies Co., Ltd, Qingdao 266000, China*

<sup>b</sup>*The Institute for Learning Sciences and Teacher Education, Australian Catholic University, Brisbane 4000, Australia*

---

## Abstract

Deep neural networks have received widespread attention due to their simplicity and flexibility in the fields of engineering and scientific calculation. In this work, we probe into solving a class of elliptic partial differential equations (PDEs) with multiple scales utilizing Fourier-based mixed physics informed neural networks (dubbed FMPINN), the solver of FMPINN is configured as a multi-scale deep neural networks. Unlike the classical PINN method, a dual (flux) variable about the rough coefficient of PDEs is introduced to avoid the ill-condition of neural tangent kernel matrix that resulted from the oscillating coefficient of multi-scale PDEs. Therefore, apart from the physical conservation laws, the discrepancy between the auxiliary variables and the gradients of multi-scale coefficients is incorporated into the cost function, then obtaining a satisfactory solution of PDEs by minimizing the defined loss through some optimization methods. Additionally, a trigonometric activation function is introduced for FMPINN, which is suited for representing the derivatives of complex target functions. Handling the input data by Fourier feature mapping will effectively improve the capacity of deep neural networks to solve high-frequency problems. Finally, by introducing several numerical examples of multi-scale problems in various dimensional Euclidean spaces, we validate the efficiency and robustness of the proposed FMPINN algorithm in both low-frequency and high-frequency oscillation cases.

*Keywords:* Multi-scale; Rough coefficient; FMPINN; Fourier feature mapping; Flux variable; Reduce order  
**AMS subject classifications.** 35J25, 65N99, 68T07

---

## 1. Introduction

Partial Differential Equations (PDEs) that depend on multiple scales arise in many science and engineering areas, such as reservoir simulation, high frequency scattering and turbulence modeling. In this paper, we will solve the following type of multi-scale problem

$$\begin{cases} -\mathbf{div}\left(A^\varepsilon(\mathbf{x})\nabla u^\varepsilon(\mathbf{x})\right) = f(\mathbf{x}), & \mathbf{x} \in \Omega, \\ \mathcal{B}u^\varepsilon(\mathbf{x}) = g(\mathbf{x}), & \mathbf{x} \in \partial\Omega. \end{cases} \quad (1.1)$$

where  $\Omega$  is a bounded subset of  $\mathbb{R}^d$  ( $d = 1, 2, 3, \dots$ ) with piecewise Lipschitz boundary which satisfies the interior cone condition and  $\varepsilon$  is a small positive parameter that signifies explicitly the multiscale nature of the rough coefficient  $A^\varepsilon(\mathbf{x})$ .  $\mathcal{B}$  is a boundary operator in  $\partial\Omega$  that imposes the boundary condition of  $u^\varepsilon$ , such as Dirchlete, Neuman and Robin.  $\nabla$  and  $\mathbf{div}$  are the gradient and divergence operators, respectively.  $f(\mathbf{x}) \in L^2(\Omega)$  is a given function. In addition,  $A^\varepsilon(\mathbf{x})$  is symmetric and uniformly elliptic on  $\Omega$ . It means

---

\*Corresponding author.

*Email addresses:* lixian9131@163.com (Xi'an Li<sup>a</sup>), ryan.wu@acu.edu.au (Jinran Wu<sup>b</sup>), you-gan.wang@acu.edu.au (You-Gan Wang<sup>b</sup>)

that all eigenvalues of  $A^\varepsilon$  are uniformly bounded by two strictly positive constants  $\lambda_{\min}(A^\varepsilon)$  and  $\lambda_{\max}(A^\varepsilon)$ . In other word, for all  $\mathbf{x} \in \Omega$  and  $\boldsymbol{\xi} \in \mathbb{R}^d$ , we have

$$\lambda_{\min}(A^\varepsilon)|\boldsymbol{\xi}|^2 \leq \boldsymbol{\xi}^T A^\varepsilon(\mathbf{x})\boldsymbol{\xi} \leq \lambda_{\max}(A^\varepsilon)|\boldsymbol{\xi}|^2. \quad (1.2)$$

The multi-scale problem (1.1) often occurs in the fields of physical simulations and engineering applications, such as flow in porous media and mechanical properties of composite materials [1–3]. Generally, the analytical solutions of (1.1) are seldom available, then solving numerically this problem through approximation methods is necessary. Lots of numerical methods focus on efficient, accurate and stable numerical schemes have gained favorable achievement, such as heterogeneous multi-scale methods [2–4], numerical homogenization [5–7], variational multi-scale methods [8, 9], multi-scale finite element methods [10–12], flux norm homogenization [13, 14], rough polyharmonic splines (RPS)[15], generalized multi-scale finite element methods [16–18], localized orthogonal decomposition [19, 20], etc. In contrast to standard numerical methods including FEM and FDM, they alleviate substantially the computational complexity in handling all relevant scales, improve the numerical stabilities and expedite the convergence. However, they still will encounter the curse of complex domain and dimensionality in general.

Deep neural networks(DNN), an efficient meshfree method without the discretization for a given interested domain, have drawn more and more attention from researchers to solve numerically the ordinary/-partial differential equations and inverse problems for complex geometrical domain and high-dimensional cases [21–27], due to their extraordinary universal approximation capacity[28]. Among these methods, the physics-informed neural networks (PINN)[24] dating back to the early 1990s [29] again attracted widespread attention of researchers and have made remarkable achievements for approximating the solution of PDEs by embracing the physical laws with neural networks, on account of the rapid development of computer science and technology. This method skillfully incorporates the residual of governing equations and the discrepancy of boundary/initial constraints, then defines a cost function that is optimized easily via the automatic differentiation in DNN. Many efforts have been made to further enhance the performance of PINN are concluded as the choice of residual term and the manner of constraints in the loss function. In terms of the residual term, there are XPINN [30], cPINN [31], two-stage PINN [32] and gPINN [33], and so on. By subtly encoding the I/B constraints into DNN in a hard manner, the PINN can be easy to train with low computational complexity and obtain a high-precision solution of PDEs with complex boundary conditions[34–36]. Motivated by the reduction of order in conventional methods[12], some attempts have been made to solve the high-order PDEs by rewriting it as some first-order systems, it will overcome the shortcomings of the computational burden for high-order derivatives in DNN, such as the deep mixed residual method [27], the local deep learning method[37] and the deep FOSLS method[38, 39].

Many works and experiments have indicated that the general DNN-based algorithms are commonly used to solve a low-frequency problem in varying dimensional space, but will encounter lots of challenges for high-frequency problems such as multi-scale PDEs(1.1). The frequency principle[40] or spectral bias[41] of DNN shown that neural networks are typically efficient for fitting objective functions with low-frequency modes but inefficient for high-frequency functions. Then, a series of multi-scale DNN(MscaleDNN) algorithms were developed to overcome the shortcomings of normal DNN for high-frequency problems by converting high-frequency contents into low-frequency ones via the radial scale technique [42–45]. After that, some corresponding mechanisms were developed to reveal this performance of DNN, such as the Neural Tangent Kernel (NTK)[46, 47]. Furthermore, many researchers attempted to utilize a Fourier feature mapping consisting of sine and cosine to improve the capacity of MscaleDNN, which will alleviate the pathology of spectral bias and let neural networks capture high frequencies component effectively[45, 46, 48–51].

Recently, some works[52, 53] have shown that general PINN architecture is unable to capture the multi-scale property of the solution due to the effect of rough coefficient in multi-scale PDEs. In [52], Wing Tat Leung et.al proposed a Neural homogenization-based PINN(NH-PINN) method to solve (1.1), it can well overcome the unconvergence of PINN for multi-scale problems. However, NH-PINN also will encounter the dilemma of dimensional and the burden of computation, because it will convert one low-dimensional problem into a high-dimensional case. By carefully analyzing the Neural Tangent Kernel matrix associated with the PINN, Sean P. Carney et. al[53] found that the Forbenius norm of the NTK matrix will become unbound

as the oscillation factor  $\varepsilon$  in  $A^\varepsilon$  tends to zero. It means that the evolution of residual loss term in PINN will become increasingly stiff as  $\varepsilon \rightarrow 0$ , then lead to poor training behavior for PINN.

In this paper, a Fourier-based multi-scale mixed PINN(FMPINN) structure is proposed to solve the multi-scale problems (1.1) with rough coefficients. This method consists of the general PINN model and the aforementioned MscaleDNN model with subnetworks being used to capture different frequencies component. To overcome the weakness of the normal PINN that failed to capture the jumping gradient information of the oscillating coefficient when tackling the governed equation in multi-scale PDEs(1.1), a (dual)flux variable is introduced to alleviate the adverse effect of the rough coefficient. Meantime, it can also reduce the computational burden of PINN for the second-order derivatives of space variables. In addition, the Fourier feature mapping is used in our model to learn each target frequency efficiently and express the derivatives of multi-frequency functions easily, it will remarkably improve the capacity for our FMPINN model to solve multi-scale problems. In a nutshell, the primary contributions of this paper are summarized as follows:

1. We propose a novel neural networks approach by combining normal PINN and MscaleDNN with subnetworks structure to address multi-scale problems, leveraging the Fourier theorem and the F-principle of DNN.
2. Inspired by the reduced order scheme for high-order PDEs, a dual (flux) variable about the rough coefficient of multi-scale PDEs is introduced to address the gradient leakage about the rough coefficient for PINN.
3. By introducing some numerical experiments, we show that the classical PINN method with MscaleDNN solver for solving the multi-scale equations still cannot provide accurate solutions.
4. We demonstrate the superiority of FMPINN to solve a class of multi-scale elliptic PDEs with essential boundaries in various dimensional spaces.

The remaining parts of our work are organized as follows. In Section 2, we briefly introduce the underlying conceptions and formulations for MscaleDNN and the structure of PINN. Section 3 provides a unified architecture of the FMPINN to solve the elliptic multi-scale problem (1.1) based on its equivalent reduced order scheme. Section 4 details the FMPINN algorithm for approximating the solution of multi-scale PDEs. In Section 5, some scenarios of multi-scale PDEs are performed to evaluate the feasibility and effectiveness of our proposed method. Finally, some conclusions of this paper are made in Section 6.

## 2. Multi-scale Physics Informed Neural Networks

### 2.1. Multi-scale Deep Neural Networks with ResNet technique

The basic concept and formulation of DNN are described briefly in this section, which helps audiences to understand the DNN structure through functional terminology. Mathematically, a deep neural network defines the following mapping

$$\mathcal{F} : \mathbf{x} \in \mathbb{R}^d \implies \mathbf{y} = \mathcal{F}(\mathbf{x}) \in \mathbb{R}^c \quad (2.1)$$

with  $d$  and  $c$  being the dimensions of input and output, respectively. In fact, the DNN functional  $\mathcal{F}$  is a nested composition of the following single-layer neural unit:

$$\mathbf{y} = \{y_1, y_2, \dots, y_m\} \quad \text{and} \quad y_l = \sigma \left( \sum_{n=1}^d w_{ln} * x_n + b_l \right) \quad (2.2)$$

where  $w_{ln}$  and  $b_l$  are called weight and bias of  $l_{th}$  neuron, respectively.  $\sigma(\cdot)$  is an element-wise non-linear operator, generally referred as the activation function. Then, we have the following formulation of DNN:

$$\mathbf{y}^{[\ell]} = \sigma \circ (\mathbf{W}^{[\ell]} \mathbf{y}^{[\ell-1]} + \mathbf{b}^{[\ell]}), \quad \text{for } \ell = 1, 2, 3, \dots, L \quad (2.3)$$

and  $\mathbf{y}^{[0]} = \mathbf{x}$ , where  $\mathbf{W}^{[\ell]} \in \mathbb{R}^{n_{\ell+1} \times n_\ell}$ ,  $\mathbf{b}^{[\ell]} \in \mathbb{R}^{n_{\ell+1}}$  stand for the weight matrix and bias vector of  $\ell$ -th hidden layer, respectively,  $n_0 = d$  and  $n_{L+1}$  is the dimension of output, and “ $\circ$ ” stands for the elementary-wise

operation. For convenience, the output of DNN is denoted by  $\mathbf{y}(\mathbf{x}; \boldsymbol{\theta})$  with  $\boldsymbol{\theta}$  standing for its all weights and biases.

Residual neural network (ResNet) [54] as a common skillful technique by introducing skip connections between adjacent or nonadjacent hidden layers can overcome effectively the vanishing gradient of parameters in the backpropagation for DNN, then make the network much easier to train and improve well the performance of DNN. Many experiment results showed that the ResNet can also improve the performance of DNNs to approximate high-order derivatives and solutions of PDEs [21, 27]. We utilize the one-step skip connection scheme of ResNet in this work. Except for the normal data flow, the data will also flow along with the skip connection if the two consecutive layers in DNN have the same number of neurons, otherwise, the data flows directly from one to the next layer. The filtered  $\mathbf{y}^{[\ell+1]}(\mathbf{x}; \boldsymbol{\theta})$  produced by the input  $\mathbf{y}^{[\ell]}(\mathbf{x}; \boldsymbol{\theta})$  is expressed as

$$\mathbf{y}^{[\ell+1]}(\mathbf{x}; \boldsymbol{\theta}) = \mathbf{y}^{[\ell]}(\mathbf{x}; \boldsymbol{\theta}) + \sigma \circ \left( \mathbf{W}^{[\ell+1]} \mathbf{y}^{[\ell]}(\mathbf{x}; \boldsymbol{\theta}) + \mathbf{b}^{[\ell+1]} \right).$$

As we have known, a normal DNN model can obtain a satisfactory solution for general problems. However, it will encounter troublesome difficulty to solve multi-scale problems with high-frequency components. Recently, a MscaleDNN architecture has shown its powerful capacity to deal with high-frequency problems by converting original data to a low-frequency space [42–44, 46]. A schematic diagram of MscaleDNN with  $Q$  subnetworks is depicted in Fig. 1.

The detailed procedure of MscaleDNN is described in the following.

1. Generating a scale vector or matrix with  $Q$  parts

$$\Lambda = (\mathbf{k}_1, \mathbf{k}_2, \mathbf{k}_3 \cdots, \mathbf{k}_{Q-1}, \mathbf{k}_Q)^T, \quad (2.4)$$

where  $\mathbf{k}_i (i = 1, 2, \dots, Q)$  is a scalar or matrix (trainable or untrainable).

2. Converting the input data  $\mathbf{x}$  into  $\tilde{\mathbf{x}} = \Lambda \odot \mathbf{x}$  with  $\odot$  being the Hadamard product, then feeding  $\tilde{\mathbf{x}}$  into the pipeline of MscaleDNN. It is

$$\begin{cases} \hat{\mathbf{x}} = \mathbf{k}_i \mathbf{x} \\ \mathbf{F}_i(\mathbf{x}) = \mathcal{FCN}_i(\hat{\mathbf{x}}) \end{cases} \quad i = 1, 2, \dots, Q, \quad (2.5)$$

where  $\mathcal{FCN}_i$  stands for the  $i_{th}$  fully connected subnetwork.

3. Obtaining the result of MscaleDNN by aggregating linearly the output of all subnetworks, each scale input goes through a subnetwork. It is

$$\mathbf{NN}(\mathbf{x}) = \mathbf{W}_O \cdot [\mathbf{F}_1(\mathbf{x}), \mathbf{F}_2(\mathbf{x}), \dots, \mathbf{F}_Q(\mathbf{x})] + \mathbf{b}_O, \quad (2.6)$$

where  $\mathbf{W}_O$  and  $\mathbf{b}_O$  stand for the weights and bias of the last linear layer, respectively.

From the perspective of Fourier transformation and decomposition, the first layer of the MscaleDNN model will be treated as a series of basis in Fourier space and its output is the combination of basis functions [42, 44, 46].

## 2.2. Overview of Physics-Informed Neural Networks

In the scope of PINNs, a type of PDE governed by parameters as the toy to show its implementation, it is

$$\begin{aligned} \mathcal{N}_{\boldsymbol{\lambda}}[\hat{u}(\mathbf{x})] &= \hat{f}(\mathbf{x}), & \mathbf{x} &\in \Omega \\ \mathcal{B}\hat{u}(\mathbf{x}) &= \hat{g}(\mathbf{x}), & \mathbf{x} &\in \partial\Omega \end{aligned} \quad (2.7)$$

in which  $\mathcal{N}_{\boldsymbol{\lambda}}$  stands for the linear or nonlinear differential operator with parameters  $\boldsymbol{\lambda}$ ,  $\mathcal{B}$  is the boundary operator, , such as Dirichlet, Neumann, periodic boundary conditions, or a mixed form of them.  $\Omega$  and  $\partial\Omega$  respectively illustrate the zone of interest and its border. For approximating the solution of the multi-scale

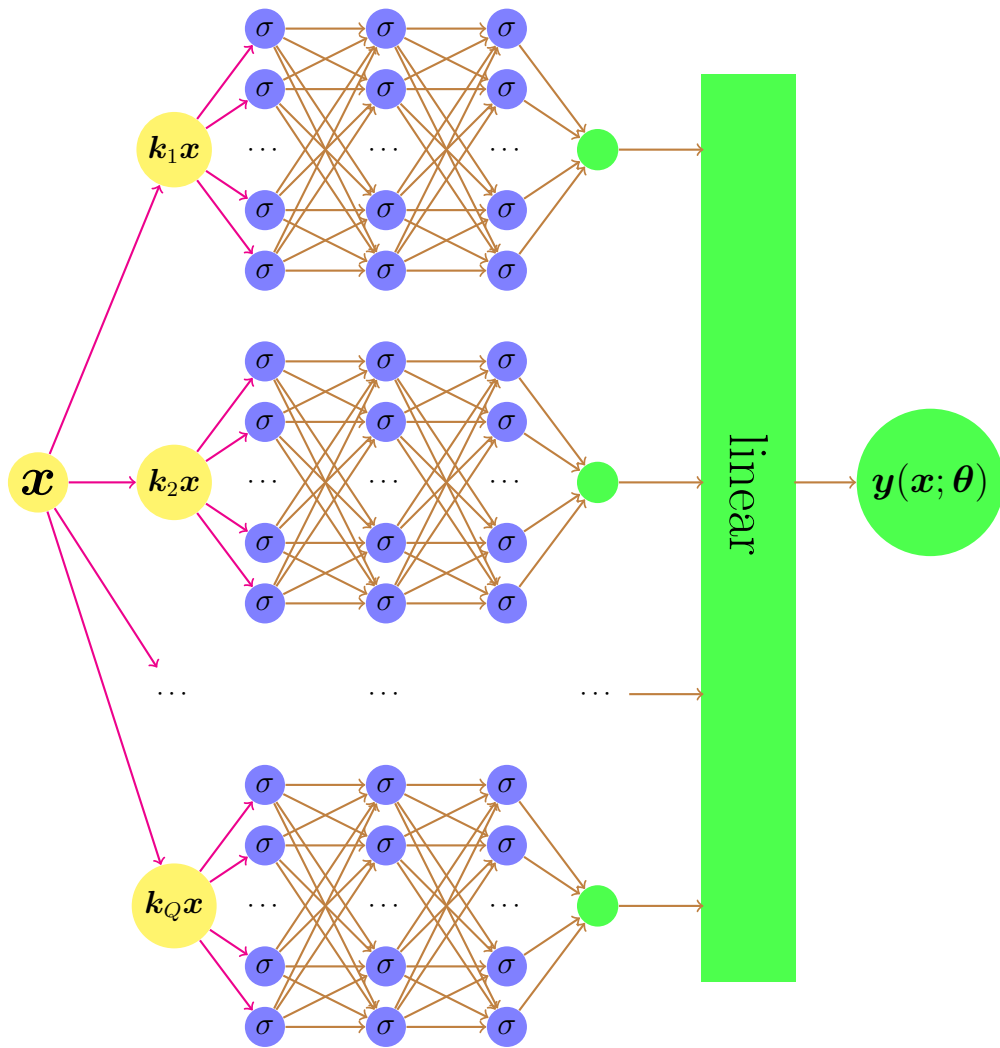


Figure 1: A schematic diagram of MscaleDNN with  $Q$  subnetworks,  $\sigma$  stands for the activation function

PDE, a multi-scale deep neural network is used. In classical PINNs, the ideal parameters of the DNN can be obtained by minimizing the following composite loss function

$$Loss = Loss_R + \gamma Loss_B \quad (2.8)$$

with

$$\begin{aligned} Loss_R &= \frac{1}{N_R} \sum_{i=1}^{N_R} \left\| \mathcal{N}_\lambda[u_{NN}(\mathbf{x}_I^i)] - \hat{f}(\mathbf{x}_I^i) \right\|^2 \\ Loss_B &= \frac{1}{N_B} \sum_{j=1}^{N_B} \left\| \mathcal{B}u_{NN}(\mathbf{x}_B^j) - \hat{g}(\mathbf{x}_B^j) \right\|^2 \end{aligned} \quad (2.9)$$

where  $\gamma > 0$  is used to control the contribution for the corresponding loss term.  $Loss_R$  and  $Loss_B$  depict the residual of the governing equations and the loss on the boundary condition, respectively. If some additional observed data are available inside the interested domain, then a loss term indicating the mismatch between the predictions produced by DNN and the observations can be taken into account

$$Loss_D = \frac{1}{N_D} \sum_{i=1}^{N_D} \left\| u_{NN}(\mathbf{x}^i) - u_{Data}^i \right\|^2. \quad (2.10)$$

### 3. Fourier-based mixed PINN to solve multi-scale problem

In this section, the unified architecture of FMPINN is proposed to overcome the adverse effect of derivative for rough coefficient  $A^\varepsilon$  by embracing a multi-output neural network with an equivalent reduced-order formulation of the multi-scale problem (1.1).

#### 3.1. Failure of classical PINN

Though the various PINN models have been proven to investigate many ordinary and partial differential equations. However, the work [52] indicated that the classical PINN cannot give us an accurate prediction for multi-scale PDEs(1.1). Further, we find that a direct application of the PINN with multi-scale DNN framework on solving (1.1) still cannot provide a satisfactory solution, because of the ill-posed NTK matrix caused by rough coefficient  $A^\varepsilon$ . For example, let us consider the following one-dimensional elliptic equation with a homogeneous Dirichlet boundary in  $\Omega = [0, 1]$ :

$$\begin{cases} -\frac{d}{dx} \left( A^\varepsilon(x) \frac{d}{dx} u^\varepsilon(x) \right) = 5 \cos(\pi x) \\ u^\varepsilon(0) = u^\varepsilon(1) = 0 \end{cases},$$

in which  $A^\varepsilon(x) = \frac{1+x^2}{2+\sin(2\pi x/\varepsilon)}$  with  $\varepsilon > 0$  being a small constant.

We employ the classical PINN method with the MscaleDNN framework(see Fig. 1) to solve (1.1), called this method as MPINN. The scale factors  $\Lambda$  for MscaleDNN is set as (1, 2, 3, 4, 5, 10,  $\dots$ , 90, 95, 100) and the size of each subnetwork is chosen as (1, 30, 40, 30, 30, 30, 1). The activation function of the first hidden layer for all subnetworks is set as Fourier feature mapping(see Section 3.3) and the other activation functions(except for their output layer) are chosen as  $\frac{1}{2} \sin(x) + \frac{1}{2} \cos(x)$  [55], their output layers are all linear. For  $\varepsilon = \frac{1}{32}, \frac{1}{64}$  and  $\frac{1}{128}$ , we train the aforementioned MPINN model 50000 epochs and test it every 1000 epochs in the training cycle. The optimizer is set as Adam with an initial learning rate of 0.01 and the learning rate will decay by 2.5% for every 100 epochs. Finally, the results are demonstrated in Fig. 2.

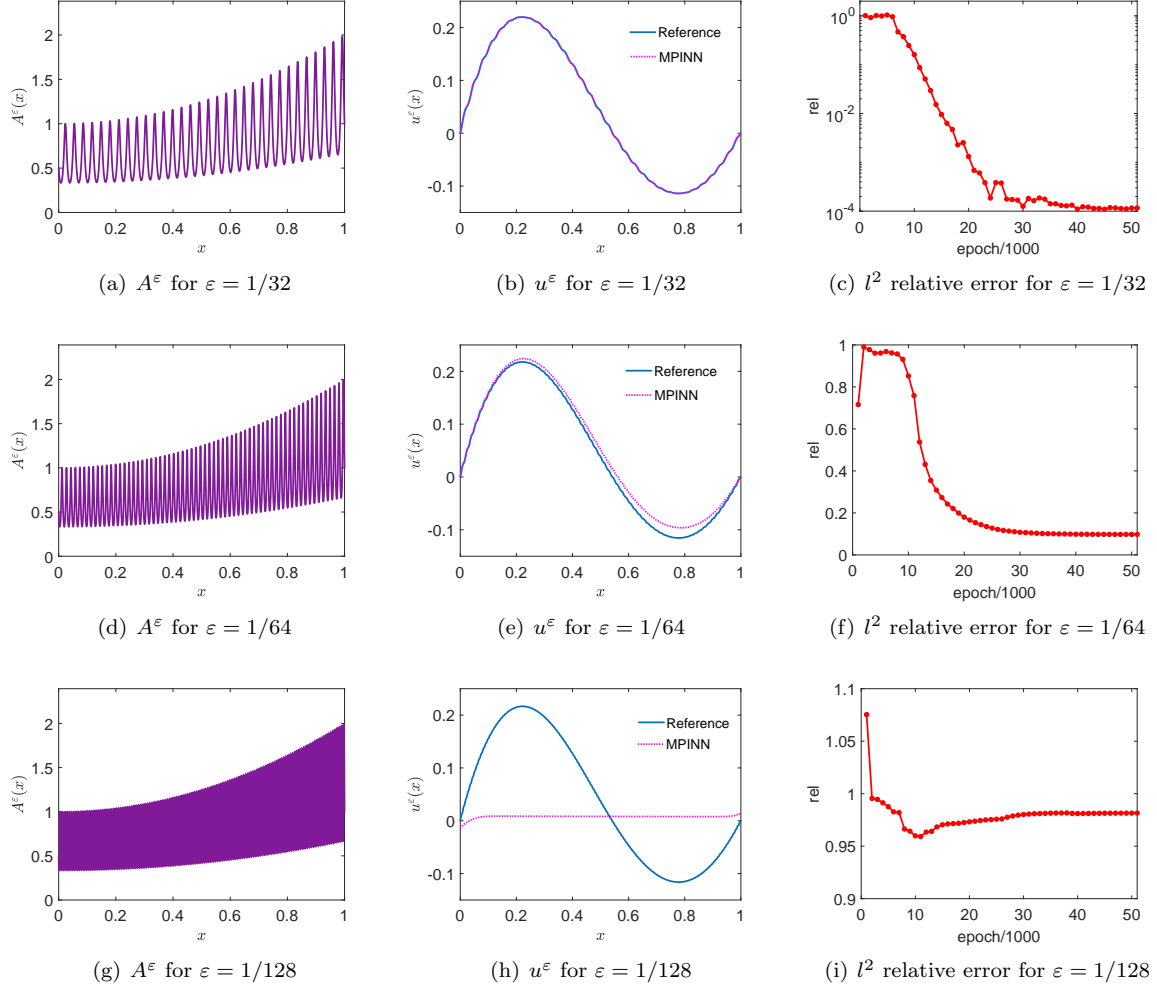


Figure 2: Left: the rough coefficient  $A^\varepsilon$ . Middle: the MPINN approximated solution vs the reference solution. Right:  $l^2$  relative error varies with the testing epoch.

As  $\varepsilon = 1/32$ , the coefficient  $A^\varepsilon(x)$  possesses a little multi-scale information, and the MPINN performs quite well. However, the permeability  $A^\varepsilon(x)$  will have many multi-scale properties for  $\varepsilon = 1/64$ , the performance of MPINN will be degenerated (with a low relative error) and the MPINN will not converge for  $\varepsilon = 1/128$ . In addition, we perform the MPINN with different setups of the hyperparameters such as the learning rate and the  $\omega_B$  for  $Loss_B$  in (2.8) as well as the network size, but we still cannot obtain a satisfactory result.

### 3.2. Unified architecture of FMPINN

Based on the above observation, it is necessary to seek some extra techniques to improve the accuracy of the PINN. Inspired by the mixed finite element method [12, 56] and the mixed residual method [27], we can leverage a mixed scheme to solve (1.1) by replacing the flux term  $A^\varepsilon \nabla u$  in (1.1) with an auxiliary variable. This strategy not only can avoid the unfavorable effect of the oscillating coefficient  $A^\varepsilon$ , but also can reduce the computation burden of second-order derivatives in cost function when utilizing a multi-scale deep neural network to approximate the solution of (1.1). Therefore, we introduce a flux variable  $\phi(x) =$

$(\phi_1(\mathbf{x}), \dots, \phi_d(\mathbf{x})) = A^\varepsilon(\mathbf{x})\nabla u^\varepsilon(\mathbf{x})$  and rewrite the first equation in (1.1) as the following expressions:

$$\begin{aligned} -\mathbf{div}\phi(\mathbf{x}) &= f(\mathbf{x}) \\ \phi(\mathbf{x}) - A^\varepsilon(\mathbf{x})\nabla u^\varepsilon(\mathbf{x}) &= \mathbf{0} \end{aligned} \quad (3.1)$$

Then we turn to search a couple of functions  $(u^\varepsilon, \phi)$  in admissible space, rather than approximating a unique solution of the original problem (1.1). Here and thereafter,  $(u^\varepsilon, \phi) \in \mathcal{A} = \mathcal{H}^1(\Omega) \times \mathcal{H}(\mathbf{div}; \Omega)$  with  $\mathcal{H}^1(\Omega) = \{v \in L^2(\Omega) : \nabla v \in L^2(\Omega)\}$  and  $\mathcal{H}(\mathbf{div}; \Omega) = \{\psi \in [L^2(\Omega)]^d : \mathbf{div}\psi \in L^2(\Omega)\}$ .

When utilizing numerical solvers to address the equation (3.1), one can obtain the optimum solution by minimizing the following least-squares formula in the domain  $\Omega$ :

$$u^*, \phi^* = \underset{(u, \phi) \in \mathcal{H}^1(\Omega) \times \mathcal{H}(\mathbf{div}; \Omega)}{\operatorname{arg\,min}} \mathcal{L}(u, \phi) \quad (3.2)$$

with

$$\mathcal{L}(u, \phi) = \int_{\Omega} |-\mathbf{div}\phi(\mathbf{x}) - f(\mathbf{x})|^2 d\mathbf{x} + \beta \int_{\Omega} |\phi(\mathbf{x}) - A^\varepsilon(\mathbf{x})\nabla u^\varepsilon(\mathbf{x})|^2 d\mathbf{x} \quad (3.3)$$

where  $\beta > 0$  is used to adjust the approximation error of the flux variable and flux term.

Generally, two independent neural networks are necessary to approximate the flux variable  $\phi$  and solution  $u$ , but  $\phi$  is unconstrained without any coercive boundary condition. Based on the potentiality of DNN for approximating any linear and non-linear complex functions, we take a DNN with multi outputs to model ansatzes  $\phi$  and  $u$ , denoted by  $\phi_{NN}$  and  $u_{NN}$ . Figure 3 describes the multi-output neural network for input  $\mathbf{x} \in \mathbb{R}^2$ .

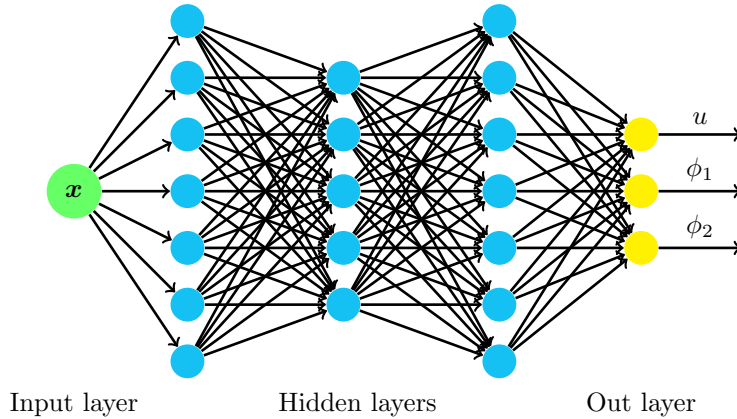


Figure 3: The multi-output neural network for approximating the state and flux variables

Once the expressions of auxiliary functions  $\phi$  and solution  $u$  have been determined, we can discretize (3.3) by the Monte Carlo method [57], then employ the PINN conception and obtain the following form

$$\mathcal{L}_{in}(S_I; \theta) = \frac{|\Omega|}{N_{in}} \sum_{i=1}^{N_{in}} \left[ |-\mathbf{div}\phi_{NN}(\mathbf{x}_I^i; \theta) - f(\mathbf{x}_I^i)|^2 + \beta |\phi_{NN}(\mathbf{x}_I^i, \theta) - A^\varepsilon(\mathbf{x}_I^i)\nabla u_{NN}(\mathbf{x}_I^i, \theta)|^2 \right], \quad (3.4)$$

for  $\mathbf{x}_I^i \in S_I$ , here and hereinafter  $S_I$  stands for the collection sampled from  $\Omega$  with prescribed probability density.

Same to the traditional numerical methods such as FDM and FEM for addressing PDEs, boundary conditions are also significant constraints in DNN representation, it ensures the uniqueness and accuracy of the solution. Consequently, the output  $u_{NN}$  of DNN should also satisfy the boundary conditions of (1.1),

which means

$$\mathcal{L}_{bd}(S_B; \boldsymbol{\theta}) = \frac{1}{N_{bd}} \sum_{j=1}^{N_{bd}} \left[ \mathcal{B}u_{NN}(\mathbf{x}_B^j; \boldsymbol{\theta}) - g(\mathbf{x}_B^j) \right]^2 \rightarrow 0 \text{ for } \mathbf{x}_B^j \in S_B. \quad (3.5)$$

here and hereinafter  $S_B$  represents the collection sampled on  $\partial\Omega$  with prescribed probability density.

According to the above results, the weights and biases of the DNN model are updated by optimizing gradually the following cost function:

$$\mathcal{L}(S_I, S_B; \boldsymbol{\theta}) = \mathcal{L}_{in}(S_I; \boldsymbol{\theta}) + \gamma \mathcal{L}_{bd}(S_B; \boldsymbol{\theta}) \quad (3.6)$$

where  $S_I = \{\mathbf{x}_I^i\}_{i=1}^{N_{in}}$  and  $S_B = \{\mathbf{x}_B^j\}_{j=1}^{N_{bd}}$  stand for the train data of  $\Omega$  and  $\partial\Omega$ , respectively. The term of  $\mathcal{L}_{in}$  composed of the residual governed by differential equations and the discrepancy with respect to flux, minimizes the residual of the PDE, whereas the term of  $\mathcal{L}_{bd}$  pushes the DNN solver to match the given boundary conditions. In addition, a constant parameter  $\gamma > 0$  is introduced to forces well the  $\mathcal{L}_{bd}(S_B; \boldsymbol{\theta}) \rightarrow 0$  in the loss function, it is increasing gradually with training process going on.

Based on the analysis in [39], a nonconstant continuous activation function  $\sigma$  can guarantee the mapping  $\boldsymbol{\theta} \mapsto (u_{NN}, \phi_{NN})$  is continuous, then the distance between approximation functions  $\mathbf{q}_{NN} = (u_{NN}, \phi_{NN})$  and exact solution  $\mathbf{q}^* = (u^*, \phi^*)$  will decrease by adjusting gradually the parameters of DNN, i.e.,

$$d(\mathbf{q}^*, \mathcal{A}_k) = \inf_{\mathbf{q}_{NN} \in \mathcal{A}_k} \|\mathbf{q}^* - \mathbf{q}_{NN}\| \rightarrow 0 \text{ as } k \rightarrow \infty.$$

It means the loss function  $\mathcal{L}(S_I, S_B; \boldsymbol{\theta})$  will attain the corresponding minimum when  $d \rightarrow 0$ .

Hence, Our purpose is to find an optimal set of parameter  $\boldsymbol{\theta}^*$  such that the approximations  $u_{NN}$  and  $\phi_{NN}$  minimize the loss function  $\mathcal{L}(S_I, S_B; \boldsymbol{\theta})$ . In order to obtain the ideal  $\boldsymbol{\theta}^*$ , one can update the weights and biases of DNN through the optimization methods such as gradient descent (GD) or stochastic gradient descent (SGD) during the training process. In this context, the SGD method with a "mini-batch" of training data is given by:

$$\boldsymbol{\theta}^{k+1} = \boldsymbol{\theta}^k - \alpha^k \nabla_{\boldsymbol{\theta}^k} \mathcal{L}(\mathbf{x}; \boldsymbol{\theta}^k) \text{ with } \mathbf{x} \in S_I \text{ or } \mathbf{x} \in S_B \quad (3.7)$$

where the "learning rate"  $\alpha^k$  decreases with  $k$  increasing.

### 3.3. Option of activation function for FMPINN and its explanation

How choose a suitable and capable activation function is a crucial issue for improving the performance of DNN in computer vision, natural languages and scientific computation. Generally, an activation function such as rectified linear unit  $\text{ReLU}(\mathbf{z})$  and hyperbolic tangent function  $\text{tanh}(\mathbf{z})$ , can obviously improve the capacity and nonlinearity of neural networks to address various nonlinear problems, such as the solution of various PDEs and classification. Recently, the works [40, 41] manifested that the DNN often captures firstly the low-frequency component for target functions, then match the high-frequency component, they called it as the spectral bias or frequency preference of DNN. Under this phenomenon, many researchers attempt to utilize a Fourier feature mapping consisting of sine and cosine as the activation function to improve the capacity of MscaleDNN, it will mitigate the pathology of spectral bias and enable networks to learn high frequencies more effectively[41, 46, 49, 50]. It is expressed as follows:

$$\zeta(\mathbf{x}) = \begin{bmatrix} \cos(\boldsymbol{\kappa}\mathbf{x}) \\ \sin(\boldsymbol{\kappa}\mathbf{x}) \end{bmatrix}, \quad (3.8)$$

where  $\boldsymbol{\kappa}$  is a user-specified vector or matrix (trainable or untrainable) which is consistent with the number of neural units in the first hidden layer for DNNs. Further, the work [45] designed a soften Fourier mapping by introducing a relaxing parameter  $s \in (0, 1]$  in  $\zeta(\mathbf{x})$ , numerical results show that this modification will improve the performance of  $\zeta(\mathbf{x})$ . Actually, this activation function is used in the first hidden layer of DNN and maps the input data in  $\Omega$  into a range of  $[-1, 1]$ , then enhances the ability of DNN and expedites its convergence.

Therefore, a real function  $\mathcal{P}(x)$  represented by DNN can be expressed as follows

$$\mathcal{P}(x) = \sum_{n=0}^{\tilde{N}} \left( S(\cos(\mathbf{k}_n \mathbf{x}); \bar{\boldsymbol{\theta}}_n) + T(\sin(\mathbf{k}_n \mathbf{x}); \tilde{\boldsymbol{\theta}}_n) \right),$$

where  $S(\cdot, \bar{\boldsymbol{\theta}}), T(\cdot, \tilde{\boldsymbol{\theta}})$  are the DNNs or the sub-modules of DNNs, respectively,  $\{\mathbf{k}_0, \mathbf{k}_1, \mathbf{k}_2, \dots\}$  are the frequencies of interest for the objective function. Obviously, the first hidden layer performed by Fourier feature mapping mimics the Fourier basis function, and the remaining blocks with different activation functions are used to learn the coefficients of these functions. After performing the Fourier mapping for input points with a given scale factor, the neural network can well capture the fine varying information for multi-scale problems.

**Remark 1. (Lipschitz continuous)** If an activation function  $\sigma$  is continuous (i.e.,  $\sigma \in C^1$ ) and satisfies the following boundedness condition:

$$|\sigma(x)| < 1 \quad \text{and} \quad |\sigma'(x)| < 1$$

for any  $x \in \mathbb{R}$ . Then, we have

$$|\sigma(x) - \sigma(y)| \leq |x - y| \quad \text{and} \quad |\sigma'(x) - \sigma'(y)| < |x - y|$$

for any  $x, y \in \mathbb{R}$ . Obviously, the activation functions  $\tanh(x)$ ,  $\text{sigmoid}(x)$ , Fourier feature mapping  $\zeta(a)$  and  $\frac{1}{2}\sin(x) + \frac{1}{2}\cos(x)$  are all satisfy the above condition and have a good regularity, they will overcome the gradient explosion of parameter in the backpropagation for DNN and improve the capacity of DNN.

### 3.4. Simple error analysis for FMPINN

Recently, some efforts have been made about the rigorous theoretical analysis of convergence rate for deep mixed residual method, and provide some comparison with the deep Galerkin method (DGM) and deep Ritz method (DRM) in various cases [39, 58, 59]. Here, we investigate those results of convergence again, then provide the expression of generalization error for FMPINN and some remarks of errors.

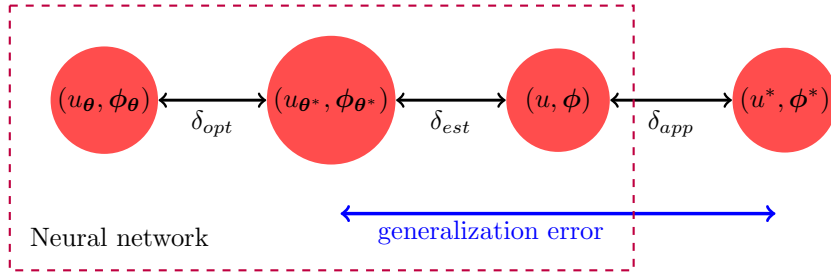


Figure 4: Illustration of the total error for FMPINN.

For convenience, let  $\mathbf{q}^* = (u^*, \phi^*)$  be the exact solution of equation (3.1) or the minimum of cost function (3.2) with (3.3) for coercive boundary constraints. Meantime, the  $\mathbf{q}_{\theta^*} = (u_{\theta^*}, \phi_{\theta^*})$  stands for the final output of DNN optimized by SGD optimizer (such as Adam or LBFGS) that attains the local minimum of (3.6). Further, we let  $\tilde{\mathcal{L}}(u, \phi)$  be the cost function evaluated on  $N$  points sampled from  $\Omega$  and denote the output of DNN as  $\mathbf{q}_{\theta} = (u_{\theta}, \phi_{\theta})$ . Finally,  $\mathcal{S}_{NN}$  represents the function space spanned by the output of DNN. Then, the total error (or generalization error) between the exact solution  $\mathbf{q}^*$  and the output of DNN  $\mathbf{q}_{\theta}$  can be expressed as

$$\|u_{\theta} - u^*\|_{\mathcal{H}^1(\Omega)} + \|\phi_{\theta} - \phi^*\|_{\mathcal{H}^1(\text{div}, \Omega)} \leq C(\text{coe}) \sqrt{\delta_{app} + \delta_{est} + \delta_{opt}} \quad (3.9)$$

with

$$\begin{cases} \delta_{app} = \inf_{(u, \phi) \in \mathcal{S}_{NN}} \|u - u^*\|_{\mathcal{H}^1(\Omega)}^2 + \|\phi - \phi^*\|_{\mathcal{H}(\mathbf{div}, \Omega)}^2 \\ \delta_{est} = \sup_{(u, \phi) \in \mathcal{S}_{NN}} [\mathcal{L}(u, \phi) - \widetilde{\mathcal{L}}(u, \phi)] + \sup_{(u, \phi) \in \mathcal{S}_{NN}} [\widetilde{\mathcal{L}}(u, \phi) - \mathcal{L}(u, \phi)] \\ \delta_{opt} = \mathcal{L}(u_{\theta^*}, \phi_{\theta^*}) - \widetilde{\mathcal{L}}(u_{\theta}, \phi_{\theta}) \end{cases}$$

In which, the approximated error  $\delta_{app}$  indicates the difference between  $(u^*, \phi^*)$  and its projection onto  $\mathcal{S}_{NN}$ , the estimation error  $\delta_{est}$  measures the difference between the continuous cost function  $\mathcal{L}$  and discrete cost function  $\widetilde{\mathcal{L}}$ , the optimization error  $\delta_{opt}$  stands for the discrepancy between the output of DNN with optimizing and the output of DNN without optimizing. In Figure 4, we depict the diagram of error for FMPINN.

**Remark 2.** For the approximating error, it is generally dependent on the architectural design of the neural network and the choice of the activation function. Classical radial basis network[60], the vanilla DNN and extreme learning machine(ELM)[61] are the common meshless method for approximating the solution of PDEs. To address the spatio-temporal problems, some hybrid network frameworks have been designed by combining PINN with traditional numerical methods to solve PDE, such as FDM-PINN and Runge-Kutta PINN[24, 62]. Moreover, instead of soft constraints by a hard manner for the boundary or initial conditions in those methods, the approximation will automatically meet the boundary and initial conditions of PDEs, then reduce the complexity and improve the precision of NN[35]. On the other hand, a powerful activation function, such as the hyperbolic tangent activation function and Fourier feature mapping, not only enhance the nonlinearity of DNN, but also improve its approximating capacity and accuracy. In addition, some available data are generally considered as a loss term to reduce the approximating error.

**Remark 3.** Generally, the proposed FMPINN surrogate can provide more accurate approximations as the number of random collocation points increases. However, it will lead to heavy computational costs for lots of samplings. Then, it is worthwhile to take into account the trade-off between accuracy and computational cost when designing a DNN surrogate and determining its training mode. Alternatively, one can employ some effective low-discrepancy sampling approaches to decrease the statistical error, such as the Latin hypercube sampling method[63], quasi-random sampling[64] and multilevel Monte Carlo method[65].

**Remark 4.** Since the cost function generally is non-convex and has several local minima, then the gradient-based optimizer will almost certainly become caught in one of them. Therefore, choosing a good optimizer is important to reduce the optimization error and get a better minimum. In many scenarios of optimizing DNN, the Adam optimization method has shown its good performance including efficiency and accuracy, it can dynamically adjust the learning rates of each parameter by using the first and second moments estimation of the gradients[66]. BFGS is a quasi-Newton method and numerically stable, it may provide a higher-precision approximated solution[67]. In an implementation, the limited memory version of BFGS(L-BFGS) is the common choice to decrease the optimization error and accelerate convergence for cases with a little amount of training data and/or residual points. Further, by combining the merits of the above two approaches, one can optimize the cost function firstly by the Adam algorithm with a predefined stop criterion, then obtain a better result by the L-BFGS optimizer.

#### 4. FMPINN algorithm

For the FMPINN method with the MscaleDNN model composed of  $Q$  subnetworks as in Fig.1 being its solver, the input data for each subnetwork will be transformed by the following operation

$$\widehat{\mathbf{x}} = a_i * \mathbf{x}, \quad i = 1, 2, \dots, Q$$

with  $a_i \geq 1$  being a positive scalar factor, it means the scale vector  $\Lambda = (a_1, a_2, \dots, a_Q)$  as in (2.4). Denoting the output of each subnetwork as  $F_i(i = 1, 2, \dots, Q)$ , then the overall output of the MscaleDNN model is

obtained by

$$\mathbf{y}(\mathbf{x}; \boldsymbol{\theta}) = \frac{1}{Q} \sum_{i=1}^Q \frac{\mathbf{F}_i}{a_i}.$$

According to the above discussions, the procedure of the FMPINN algorithm for addressing the multi-scale problem (1.1) in finite-dimensional spaces is described in the following.

---

**Algorithm 1** FMPINN algorithm for solving multi-scale PDEs(1.1)

---

1. Generating the  $k_{th}$  training set  $\mathcal{S}^k$  includes interior points  $S_I^k = \{\mathbf{x}_I^i\}_{i=1}^{N_I}$  with  $\mathbf{x}_I^i \in \mathbb{R}^d$  and boundary points  $S_B^k = \{\mathbf{x}_B^j\}_{j=1}^{N_B}$  with  $\mathbf{x}_B^j \in \mathbb{R}^d$ . Here, we draw the random points  $\mathbf{x}_I^i$  and  $\mathbf{x}_B^j$  from  $\mathbb{R}^d$  with positive probability density  $\nu$ , such as uniform distribution.
2. Calculating the objective function  $\mathcal{L}(\mathcal{S}^k; \boldsymbol{\theta}^k)$  for train set  $\mathcal{S}^k$ :

$$\mathcal{L}(\mathcal{S}^k; \boldsymbol{\theta}^k) = \mathcal{L}_{in}(S_I^k; \boldsymbol{\theta}^k) + \gamma \mathcal{L}_{bd}(S_B^k; \boldsymbol{\theta}^k)$$

with  $\mathcal{L}_{in}(\cdot; \boldsymbol{\theta}^k)$  being defined in (3.4) and  $\mathcal{L}_{bd}(\cdot; \boldsymbol{\theta}^k)$  being defined in (3.5).

3. Take a descent step at the random point of  $\boldsymbol{\theta}^k$ :

$$\boldsymbol{\theta}^{k+1} = \boldsymbol{\theta}^k - \alpha^k \nabla_{\boldsymbol{\theta}^k} \mathcal{L}(\tilde{\boldsymbol{x}}^k; \boldsymbol{\theta}^k) \quad \text{with } \tilde{\boldsymbol{x}}^k \in \mathcal{S}^k,$$

where the ‘‘learning rate’’  $\alpha^k$  decreases with  $k$  increasing.

4. Repeat steps 1-3 until the convergence criterion is satisfied or the objective function tends to be stable.
- 

## 5. Numerical experiments

The goal of our experiments is to show that our Fourier-based mixed physics-informed neural networks are indeed capable of approximating the analytical solution given in (1.1). For comparison purposes, the PINN method with MscaleDNN being its solver and the local deep learning method(LDLM) with normal DNN being its solver is as the baseline to solve (1.1) in varying-dimensional spaces.

### 5.1. Model and training setup

In the aforementioned FMPINN and MPINN models, a standard MscaleDNN with multi subnetworks that stretch the input data via various scale factors is configured as their solver. The MscaleDNN consists of 25 subnetworks according to the manually defined frequencies vector  $\Lambda = (1, 2, 3, 4, 5, 10, \dots, 90, 95, 100)$ . Each subnetwork contains 5 hidden layers with proper size and the activation function of the first hidden layer for each subnetwork is set as Fourier feature mapping and the other activation functions(except for the output layer) are set as  $\frac{1}{2} \sin(x) + \frac{1}{2} \cos(x)$ , its output layer is linear. The overall output is a weighted sum of the outputs of all subnetworks through the relevant scale factor. In terms of the LDLM[37], two activation functions are considered for this model: LDLM1 with  $ReLU = \max\{0, x\}^2$  being its activation for hidden layers and LDLM2 with  $\frac{1}{2} \sin(x) + \frac{1}{2} \cos(x)$  being its activation function for hidden layers, their output are all linear.

In our numerical experiments, all training data are sampled from the domain(including its boundaries) of interest in Euclidean space  $\mathbb{R}^d$ , the sampling probability densities are assigned as the uniform distribution. We train all neural networks through an Adam optimizer with an initial learning rate of 0.01, and the learning rate will decay by 2.5% for every 100 training epochs [66]. Here, the following  $l^2$  relative error is used to evaluate our models:

$$REL = \sqrt{\frac{\sum_{i=1}^{N'} |\tilde{u}(\mathbf{x}^i) - u^*(\mathbf{x}^i)|^2}{\sum_{i=1}^{N'} |u^*(\mathbf{x}^i)|^2}}$$

where  $\tilde{u}(\mathbf{x}^i)$  and  $u^*(\mathbf{x}^i)$  are the approximate solution of deep neural network and exact solution for testing points  $\{\mathbf{x}^i\}(i = 1, 2, \dots, N')$ , respectively, and  $N'$  represents the number of sample points for testing. In

order to visualize the training process, our model will be evaluated once for every 1000 iterations in the whole training cycle and recorded the result at the end. In our codes, the penalty parameter  $\gamma$  is set as

$$\gamma = \begin{cases} \gamma_0, & \text{if } i_{\text{epoch}} < M_{\text{max}} * 0.1 \\ 10\gamma_0, & \text{if } M_{\text{max}} * 0.1 \leq i_{\text{epoch}} < M_{\text{max}} * 0.2 \\ 50\gamma_0, & \text{if } M_{\text{max}} * 0.2 \leq i_{\text{epoch}} < M_{\text{max}} * 0.25 \\ 100\gamma_0, & \text{if } M_{\text{max}} * 0.25 \leq i_{\text{epoch}} < M_{\text{max}} * 0.5 \\ 200\gamma_0, & \text{if } M_{\text{max}} * 0.5 \leq i_{\text{epoch}} < M_{\text{max}} * 0.75 \\ 500\gamma_0, & \text{otherwise} \end{cases} \quad (5.1)$$

where the  $\gamma_0 = 10$  in all our tests and  $M_{\text{max}}$  represents the total number of epochs. We implement and perform all neural network models by means of the package of Pytorch (version 1.14.0) on a workstation (64-GB RAM, single NVIDIA GeForce RTX 4090 24-GB).

### 5.2. Performance of FMPINN for solving multi-scale elliptic PDEs

**Example 5.1.** Firstly, we consider the one-dimensional case for (1.1) with Dirichlet boundary in interval  $[0, 1]$ , in which  $A^\varepsilon(x)$  is given by

$$A^\varepsilon(x) = \left(2 + \cos\left(2\pi\frac{x}{\varepsilon}\right)\right)^{-1} \quad (5.2)$$

with a small parameter  $\varepsilon > 0$  such that  $\varepsilon^{-1} \in \mathbb{N}^+$  and the force term  $f(x) = 1$ . Under these conditions, a unique solution is given by

$$u^\varepsilon(x) = x - x^2 + \varepsilon \left( \frac{1}{4\pi} \sin\left(2\pi\frac{x}{\varepsilon}\right) - \frac{1}{2\pi}x \sin\left(2\pi\frac{x}{\varepsilon}\right) - \frac{\varepsilon}{4\pi^2} \cos\left(2\pi\frac{x}{\varepsilon}\right) + \frac{\varepsilon}{4\pi^2} \right). \quad (5.3)$$

Clearly, the analytical solution induces its boundary condition  $u(0) = u(1) = 0$ .

In this example, we use the FMPINN, MPINN, LDLM1, and LDLM2 models to solve (1.1) when  $\varepsilon = 0.1, 0.01$  and  $0.001$ , respectively. The size of hidden layer for each subnetwork of FMPINN and MPINN is set as  $(30, 40, 30, 30, 30)$  and the balance parameter  $\beta$  in (3.4) is set as 10. The hidden layer's size for LDLM is set as  $(300, 400, 300, 300, 300)$ . Their parameters' numbers are comparable. At each training step, we randomly sample 3000 points inside the  $[0, 1]$  and 500 boundary points as a training dataset. In addition, the testing dataset includes 1000 equidistant samples from  $[0, 1]$ . All models are trained for 50000 epochs. We depict the related experiment results in Figs.5, 6 and 7, respectively. Meantime, the final relative errors and total running time are listed in Table 1.

Table 1: The relative error and running time of FMPINN, MPINN, LDLM1 and LDLM2 for Example 5.1

$\varepsilon$	REL				Total time(s)			
	FMPINN	MPINN	LDLM1	LDLM2	FMPINN	MPINN	LDLM1	LDLM2
0.1	2.92e-6	2.60e-7	0.3227	0.3389	680.734	865.849	345.791	373.537
0.01	3.43e-5	0.94	0.3397	0.3406	689.729	868.199	351.451	377.089
0.001	9.28e-5	0.99	0.3389	0.3398	691.458	875.297	358.435	388.273

Based on these figures, the FMPINN model can perfectly capture the oscillation of the exact solution for  $\varepsilon = 0.1, 0.01$  and  $0.001$ , but LDLM models are not convergent for these cases. At the same time, the performance of MPINN competes with that of FMPINN when  $\varepsilon = 0.1$ . However, the MPINN model fails to solve the multi-scale problem for  $\varepsilon = 0.1$  and  $0.01$ . Compared to  $\varepsilon = 0.01$ , the rough coefficient  $A^\varepsilon$  with  $\varepsilon = 0.001$  have more oscillation in the interval  $[0, 1]$ , but the FMPINN still can keep its remarkable performance. According to the point-wise errors in Figs. 5(d), 6(d) and 7(d) and the relative error in Figs. 5(h), 6(h) and 7(h), we can conclude that the FMPINN is able to approximate high-precisely the exact

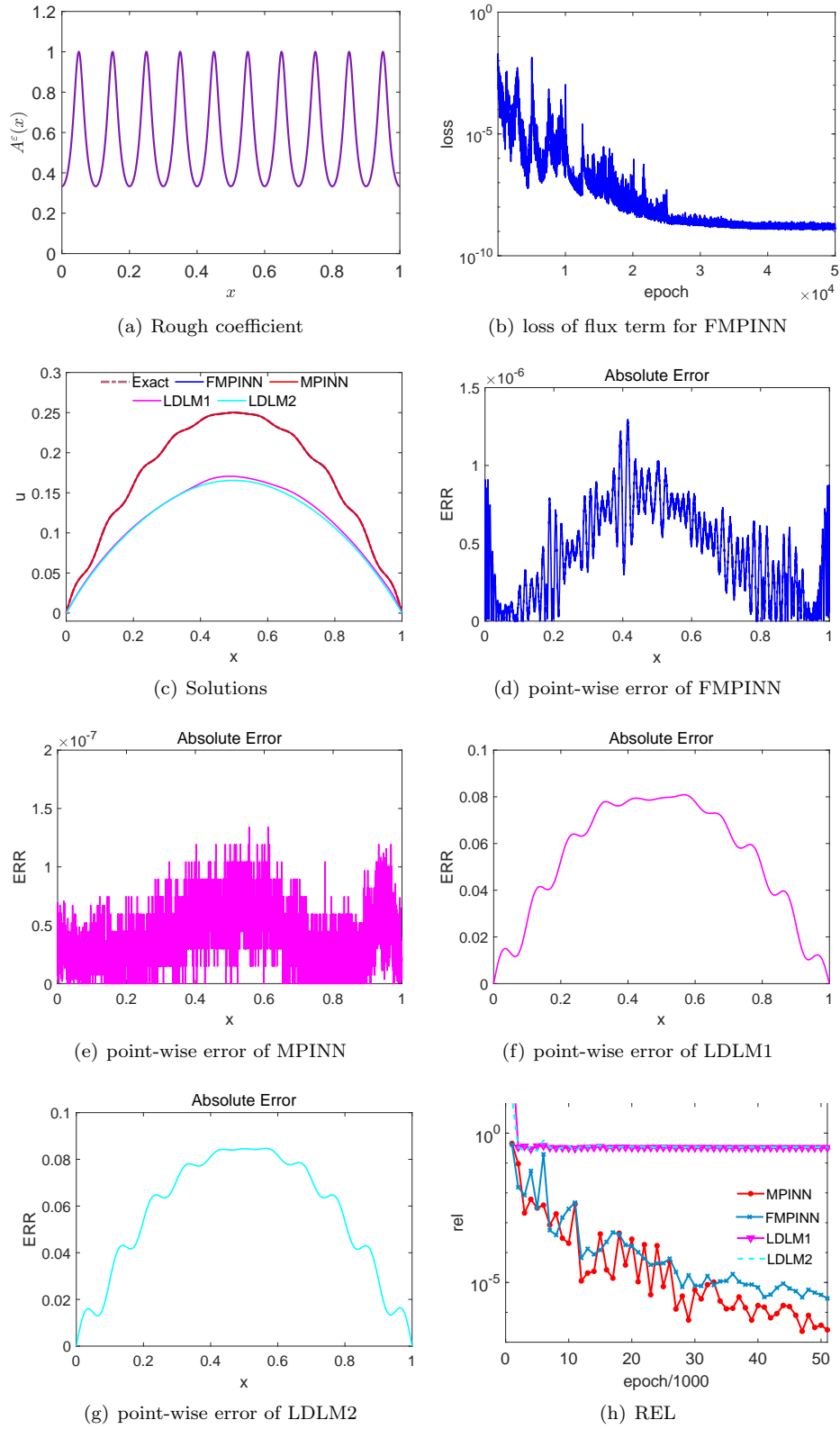


Figure 5: Rough coefficient, loss of flux term and testing results for Example 5.1 when  $\varepsilon = 0.1$ .

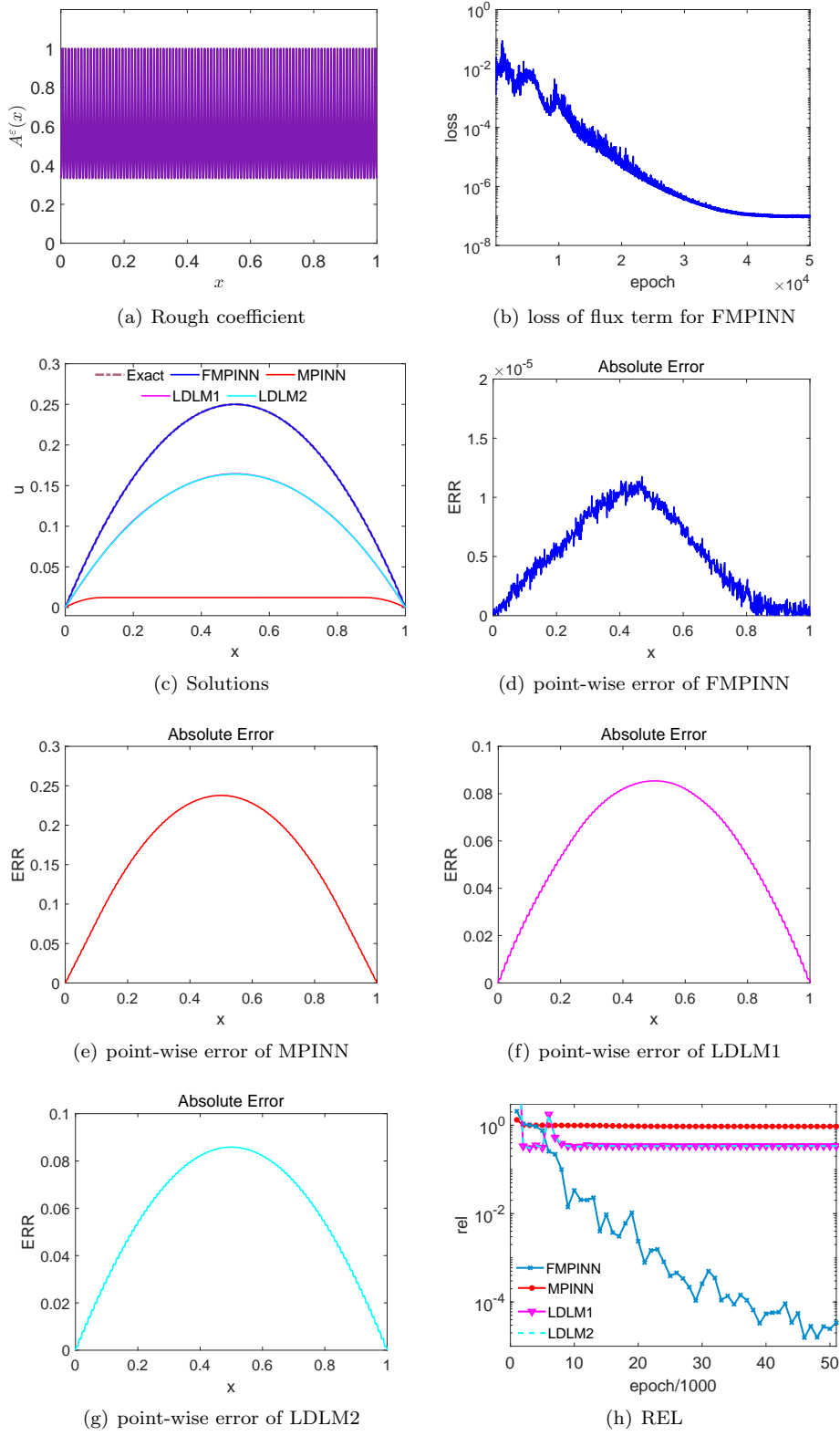


Figure 6: Rough coefficient, loss of flux term and testing results for Example 5.1 when  $\varepsilon = 0.01$ .

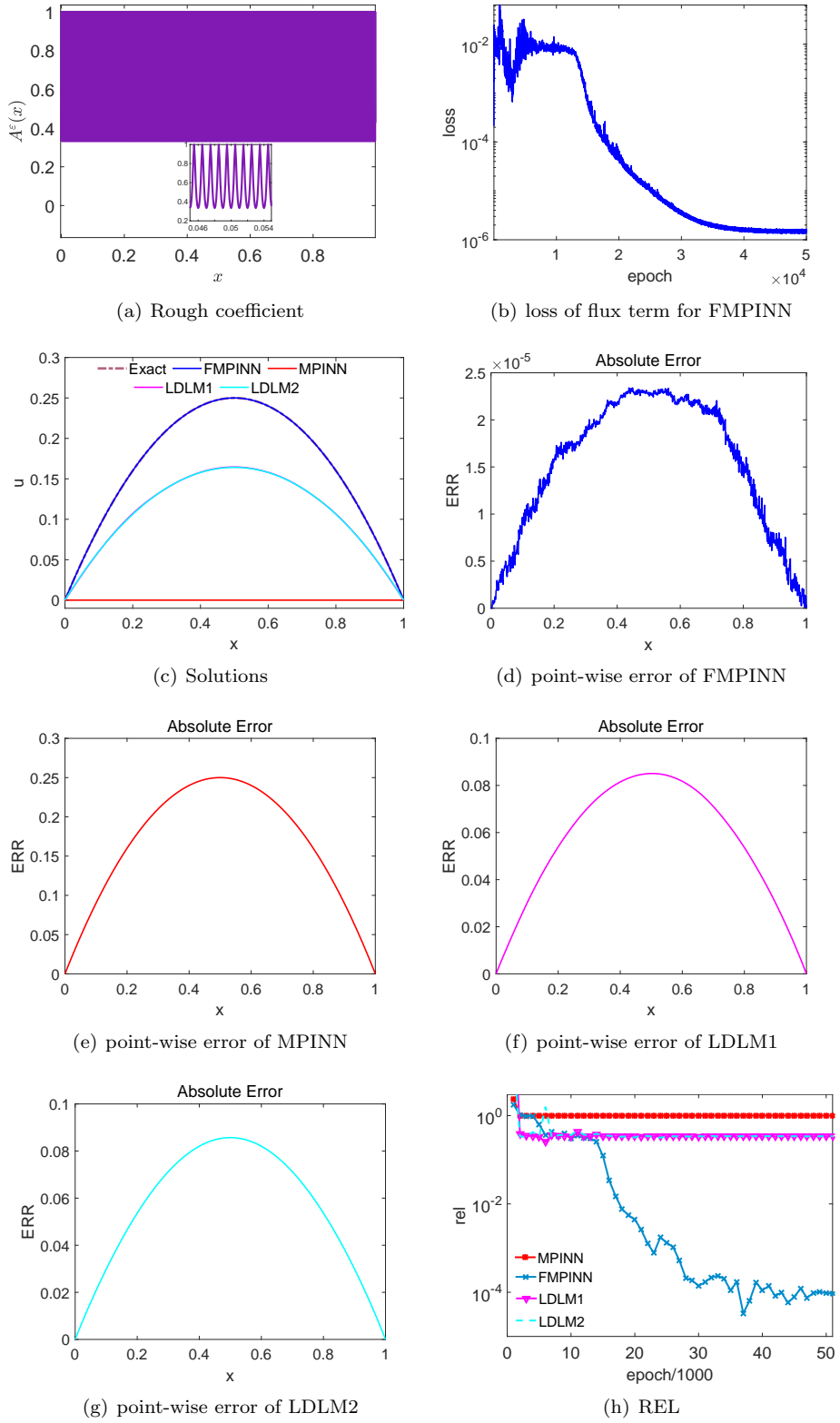


Figure 7: Rough coefficient, loss of flux term and testing results for Example 5.1 when  $\varepsilon = 0.001$ .

solution of (1.1) in one-dimensional space. In addition, the total time in Table 1 shows the running time of FMPINN is less than that of MPINN for 50000 training epochs.

*Influence of hyper-parameter  $\beta$ :* In the above tests, the parameter  $\beta$  is equal to 10 first, now we study the influence of  $\beta$  for our FMPINN model. In these tests, we take  $\varepsilon = 0.001$  in (5.2), pick up  $\beta = 1, 5, 10, 15, 20$  and 25, and fix all other parameters. All models for different  $\beta$  are trained 50000 epochs. Figure 8 plots the results of flux loss for the training process as well as the relative error for testing. In addition, the final test relative errors are listed in Table 2.

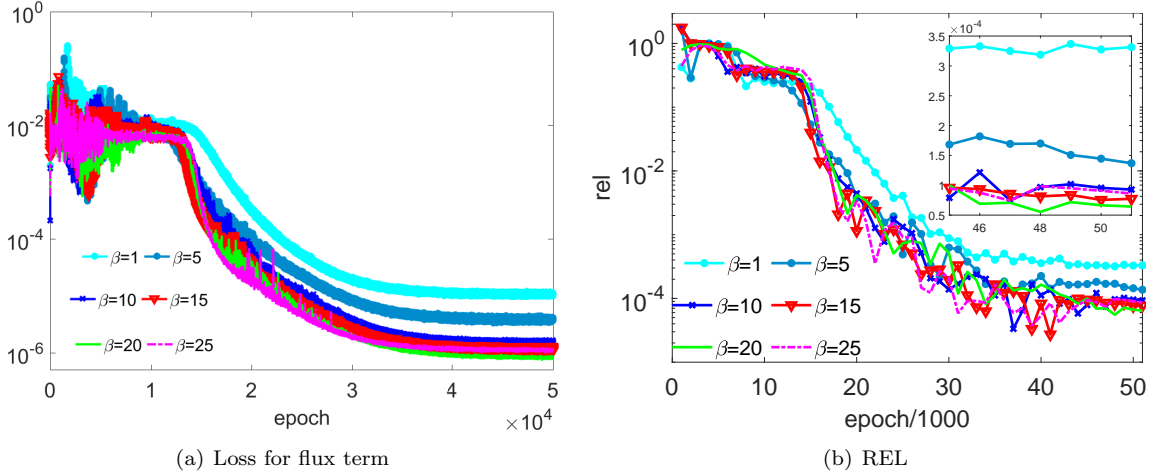


Figure 8: The loss of flux term VS training epoch and the relative error VS testing epoch for Example 5.1 when  $\varepsilon = 0.001$ .

Table 2: The relative error of FMPINN model VS various  $\beta$  for Example 5.1.

$\beta$	1	5	10	15	20	25
REL	3.31e-4	1.37e-4	9.27e-5	7.75e-5	6.40e-5	8.60e-5

According to the above results in Figure 8 and Table 2, the performance of FMPINN is remarkable and stable for different  $\beta$ . The performances of the FMPINN model for  $\beta = 1$  and  $\beta = 5$  are slightly weaker than that of other cases. In terms of the loss of flux term, they are also stable and consistent with the trendlines of REL. Therefore, we still let  $\beta = 10$  in the following tests.

**Example 5.2.** Let us attempt to solve the following three-scale problem in  $\Omega = [0, 1]$ . In which,

$$A^\varepsilon(x) = \left(2 + \cos\left(2\pi \frac{x}{\varepsilon_1}\right)\right) \left(2 + \cos\left(2\pi \frac{x}{\varepsilon_2}\right)\right)$$

with two small parameter  $\varepsilon_1, \varepsilon_2 > 0$  such that  $\varepsilon_1^{-1}, \varepsilon_2^{-1} \in \mathbb{N}^+$  and an exact solution is given by

$$u^\varepsilon(x) = x - x^2 + \frac{\varepsilon_1}{4\pi} \sin\left(2\pi \frac{x}{\varepsilon_1}\right) + \frac{\varepsilon_2}{4\pi} \sin\left(2\pi \frac{x}{\varepsilon_2}\right). \quad (5.4)$$

Clearly,  $u^\varepsilon(0) = u^\varepsilon(1) = 0$ . One can obtain the force side after careful computation, we omit it here.

We solve the above three scale problem when  $\varepsilon_1 = 0.1$  and  $\varepsilon_2 = 0.01$  by employing the aforementioned FMPINN, MPINN, LDLM1 and LDLM2 models, respectively. Their all settings are same as the Example 5.1. The training dataset includes 3000 interior random points and 500 boundary random points, and the testing dataset includes 1000 equidistant samples. The related experiment results are listed in Table 3 and plotted in Figure 9, respectively.

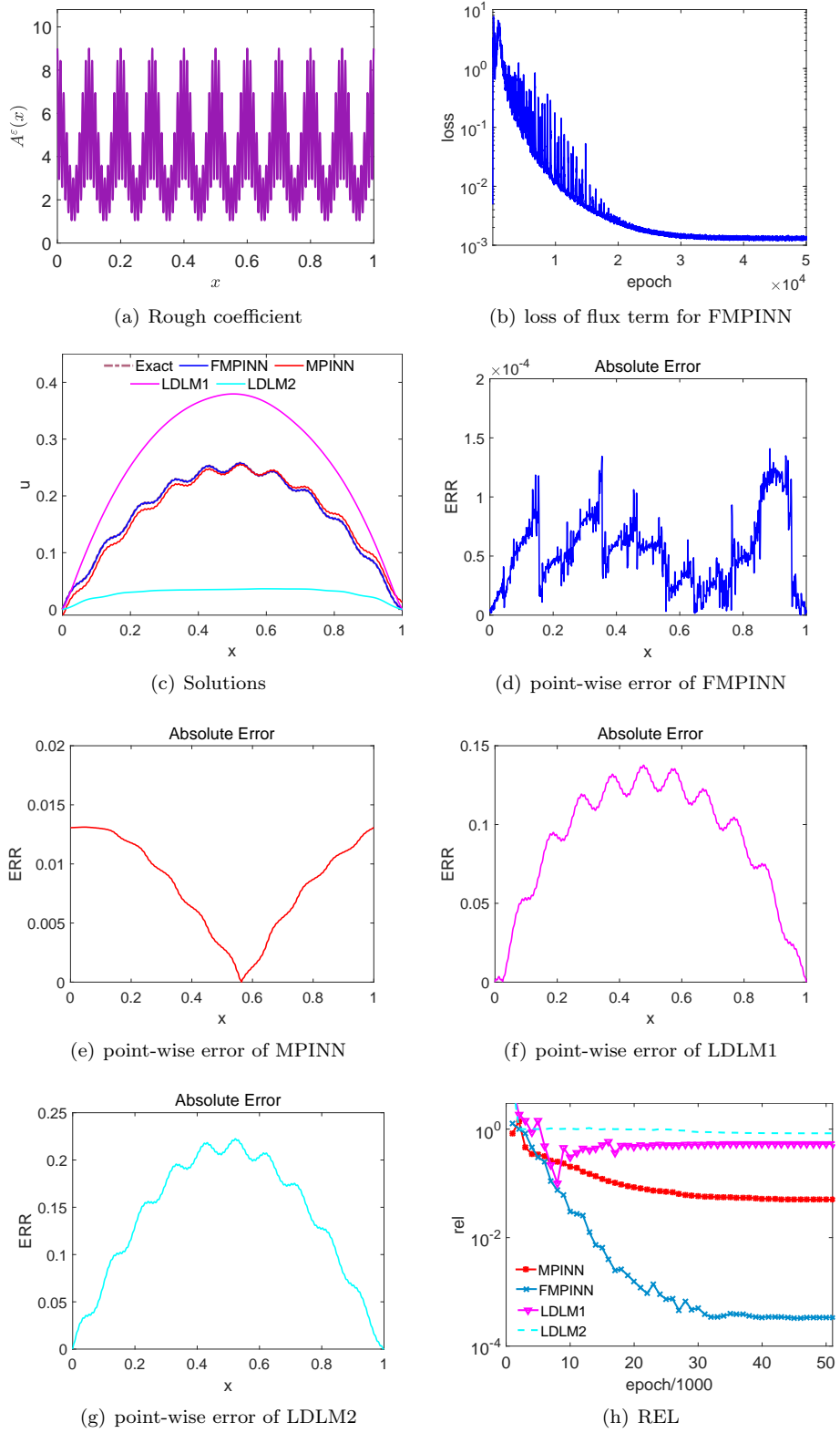


Figure 9: Rough coefficient, loss of flux term and testing results for Example 5.2 when  $\varepsilon_1 = 0.1$  and  $\varepsilon_2 = 0.01$ .

Table 3: The relative error and consumed time of FMPINN, MPINN, LDLM1, and LDLM2 for Example 5.2.

Method	FMPINN	MPINN	LDLM1	LDLM2
REL	3.36e-4	5.02e-2	0.5341	0.8372
Total time(s)	696.537	965.076	377.18	399.575

Figure 9 shows that the FMPINN model still is well able to capture all oscillations of the exact solution for the three-scale problem, the MPINN model also captures the profile of the solution of (1.1) with  $\varepsilon_1 = 0.1$  and  $\varepsilon_2 = 0.01$ . However, the LDLM1 and LDLM2 all fail to fit the solution. The figures 9(d) – 9(g) not only show the point-wise errors of FMPINN for major points that are close to zero but also reveal the point-wise error of FMPINN is very smaller than that of the MPINN and the LDLM models are all bad. Additionally, figure 9(h) and Table 3 illustrate that the REL of FMPINN is superior to that of MPINN by more than two orders of magnitude, and its running time is 696.537 seconds and less than that of MPINN.

From the above results, we conclude that the FMPINN model is remarkable to address the (1.1) with rough coefficient in one-dimensional space, it generally outperforms the MPINN and LDLM models.

**Example 5.3.** We consider the following two-dimensional problem for (1.1) in regular domains  $\Omega = [-1, 1] \times [-1, 1]$ . In this example, we choose the  $f(x_1, x_2) = 1$  and provide a multi-frequency coefficient

$$A^\varepsilon(x_1, x_2) = \prod_{i=1}^5 \left( 1 + 0.5 \cos(2^i \pi(x_1 + x_2)) \right) \left( 1 + 0.5 \sin(2^i \pi(x_2 - 3x_1)) \right). \quad (5.5)$$

Since the corresponding exact solution can not be expressed explicitly in this example, then a reference solution  $u^\varepsilon(x_1, x_2)$  is set as the finite element solution computed by numerical homogenization method [15] on a square grid  $[-1, 1] \times [-1, 1]$  with mesh-size  $h = 1/128$ .

By carefully performing the aforementioned FMPINN, MPINN and LDLMs models with prescribed setups, we obtain the approximated solution of (1.1) with (5.5). The size of hidden layer for each subnetwork of FMPINN and MPINN is set as (40, 60, 40,40,40) and the hidden layers' size for LDLMs is set as (400, 250, 250, 200, 200). At each training step, the training dataset includes 5000 points sampled inside the  $\Omega$  and 2000 boundary points sampled from the  $\partial\Omega$ , respectively. The related experiment results are listed in Table 4 and plotted in Figure 10, respectively.

Table 4: The relative error and consumed time of FMPINN, MPINN, LDLM1 and LDLM2 for Example 5.3.

Method	FMPINN	MPINN	LDLM1	LDLM2
REL	0.0628	0.99	0.936	0.9127
Total time(s)	2013.258	3485.934	606.685	659.619

In this example, the  $A^\varepsilon(x_1, x_2)$  is obviously oscillating with six different frequency components(seeing figure 10(a)), it will increase the difficulty for DNN to address multi-scale PDEs(1.1). In order to test our models, the testing dataset is sampled from a square grid  $[-1, 1] \times [-1, 1]$  of mesh-size  $h = 1/128$ . According to the results of point-wise error (Figs.10(d) - 10(g)) and relative errors(Fig.10(h)), our FMPINN model is still favorable to solve multi-scale problems with satisfactory error, but the MPINN, LDLM1 and LDLM2 models fail to obtain the solution of (1.1). Additionally, the test REL curve in Fig. 10(h) indicates the FMPINN model is stable in the whole training cycle and its tendency is consistent with the curve of loss for flux term in Figure 10(c). Clearly, the running time of our FMPINN model is about half of that of the MPINN model, which means the FMPINN model is efficient in solving multi-scale PDEs(1.1) with complex coefficient.

**Example 5.4.** We next study the performance of our FMPINN model to solve the elliptic equation (1.1) in a cubic domain  $\Omega = [0, 1] \times [0, 1] \times [0, 1]$ . In which, we take

$$A^\varepsilon(x_1, x_2, x_3) = \frac{1}{2} + \frac{1}{2} \cos(5\pi x_1) \cos(20\pi x_2) \cos(10\pi x_3).$$

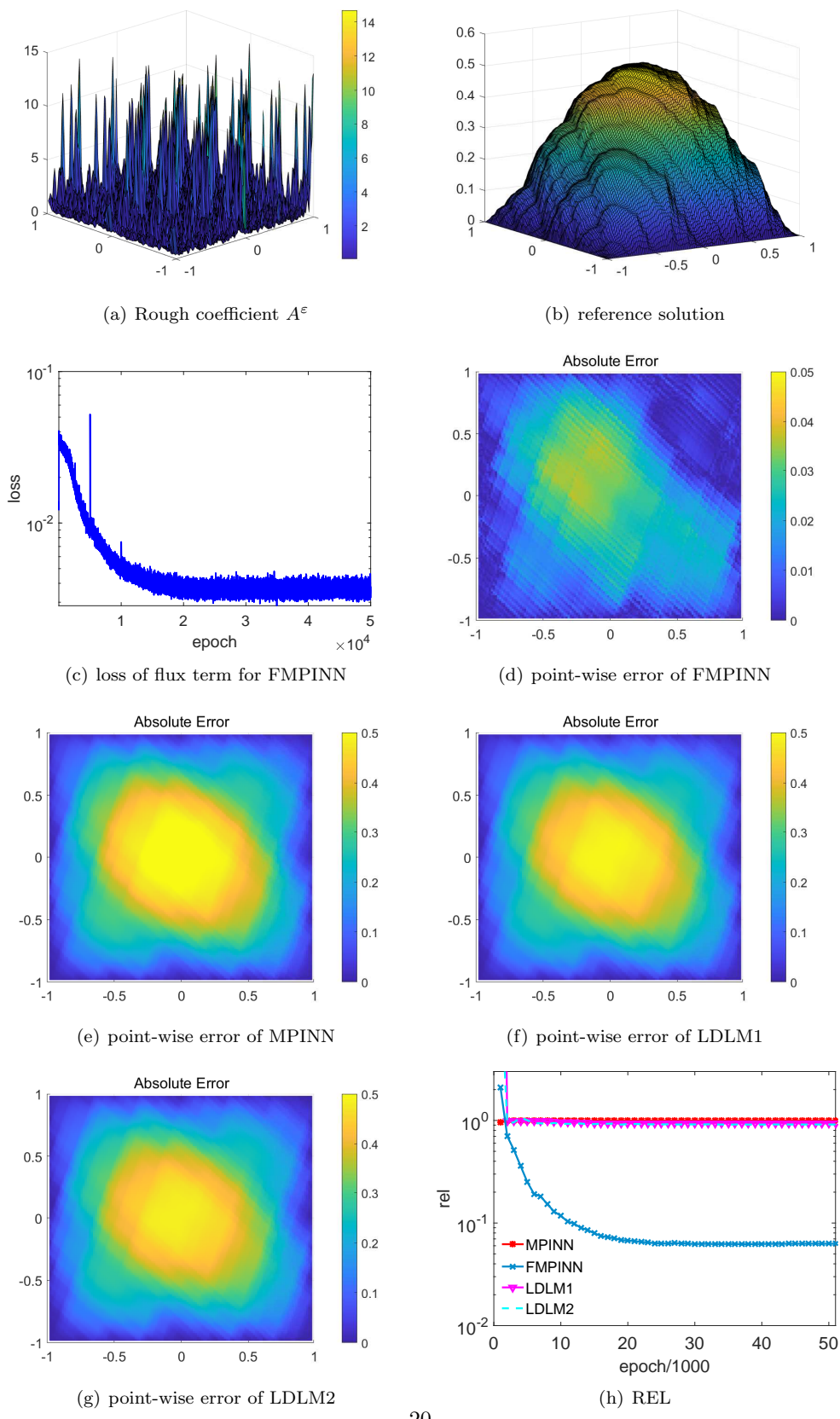


Figure 10: Rough coefficient, reference solution, loss of flux term and testing results for Example 5.3

Meantime, an exact solution satisfied (1.1) is given by

$$u^\varepsilon(x_1, x_2, x_3) = \sin(\pi x_1) \sin(\pi x_2) \sin(\pi x_3).$$

The functions  $f(x_1, x_2, x_3)$  in  $\Omega$  and  $g(x_1, x_2, x_3)$  on  $\partial\Omega$  are easy to obtain according to the rough coefficient and exact solution, we omit it.

For three-dimensional multi-scale problems, the setups for the FMPINN, MPINN, LDLM1 and LDLM2 models are same as the Example 5.3. The training dataset includes 7500 interior points and 1000 boundary points randomly sampled from  $\Omega$  and  $\partial\Omega$ , respectively. For convenience, the test dataset is sampled from a square grid  $[-1, 1] \times [-1, 1]$  of mesh-size  $h = 1/128$  when the  $x = 0.5$  is fixed. We list the total running time and REL in Table 5 and plot the related results in Figure 11.

Table 5: The relative error and running time of FMPINN, MPINN, LDLM1 and LDLM2 for Example 5.4.

Method	FMPINN	MPINN	LDLM1	LDLM2
REL	0.00259	0.0134	0.2232	0.077
Total time(s)	3179.601	6971.072	1045.541	1075.233

Based on the results in Fig.11, we can see that our FMPINN model still outperforms the MPINN and LDLMs model for multi-scale problems in three-dimensional space. The point-wise absolute error and the relative error of the former one are much smaller than that of the latter three, the precision of FMPINN is very good with a small absolute point-wise error. Additionally, the REL curve and the loss curve of the flux term are all flat in the later period of the training process, which means the performance of FMPINN is stable. The running time of FMPINN is 3179.601 seconds and less 3800 seconds than MPINN's.

**Example 5.5.** We consider the following eight-dimensional problem for (1.1) in regular domains  $\Omega = [0, 1]^8$ . In which, we take

$$A(x_1, x_2, \dots, x_8) = 1 + \frac{1}{8} \left[ \cos(2\pi x_1) + \cos(4\pi x_2) + \cos(8\pi x_3) + \cos(16\pi x_4) + \cos(16\pi x_5) + \cos(8\pi x_6) + \cos(4\pi x_7) + \cos(2\pi x_8) \right].$$

Meantime, an exact solution satisfied (1.1) is given by

$$u(x_1, x_2, \dots, x_8) = \prod_{j=1}^8 \sin(\pi x_j)$$

The functions  $f(x_1, x_2, \dots, x_8)$  in  $\Omega$  and  $g(x_1, x_2, \dots, x_8)$  on  $\partial\Omega$  are easy to obtain according to the rough coefficient and exact solution, we omit it.

In this example, we only perform the FMPINN, LDLM1 and LDLM2 model to solve the (1.1) in eight-dimensional space, because the huge computation requirement of MPINN has exceeded the limitation of memory for our station. The size of hidden layers for each subnetwork of FMPINN is set as (60, 80, 60, 60, 60) and the hidden layers' size for LDLM is set as (400, 500, 300, 300, 300). At each training step, we construct the training dataset by sampling 20000 interior points inside the  $\Omega$  and 5000 boundary points from the  $\partial\Omega$ . A testing dataset is given that included 1600 random points distributed in  $\Omega$ . The related experiment results are plotted in Figure12 and listed in Table 5.5. Additionally, the point-wise error for the FMPINN model evaluated on 1600 sample points is projected into a rectangular region with mesh size  $40 \times 40$ . Noting that the mapping is only aimed at visualizing, it is independent of the actual coordinates of those points.

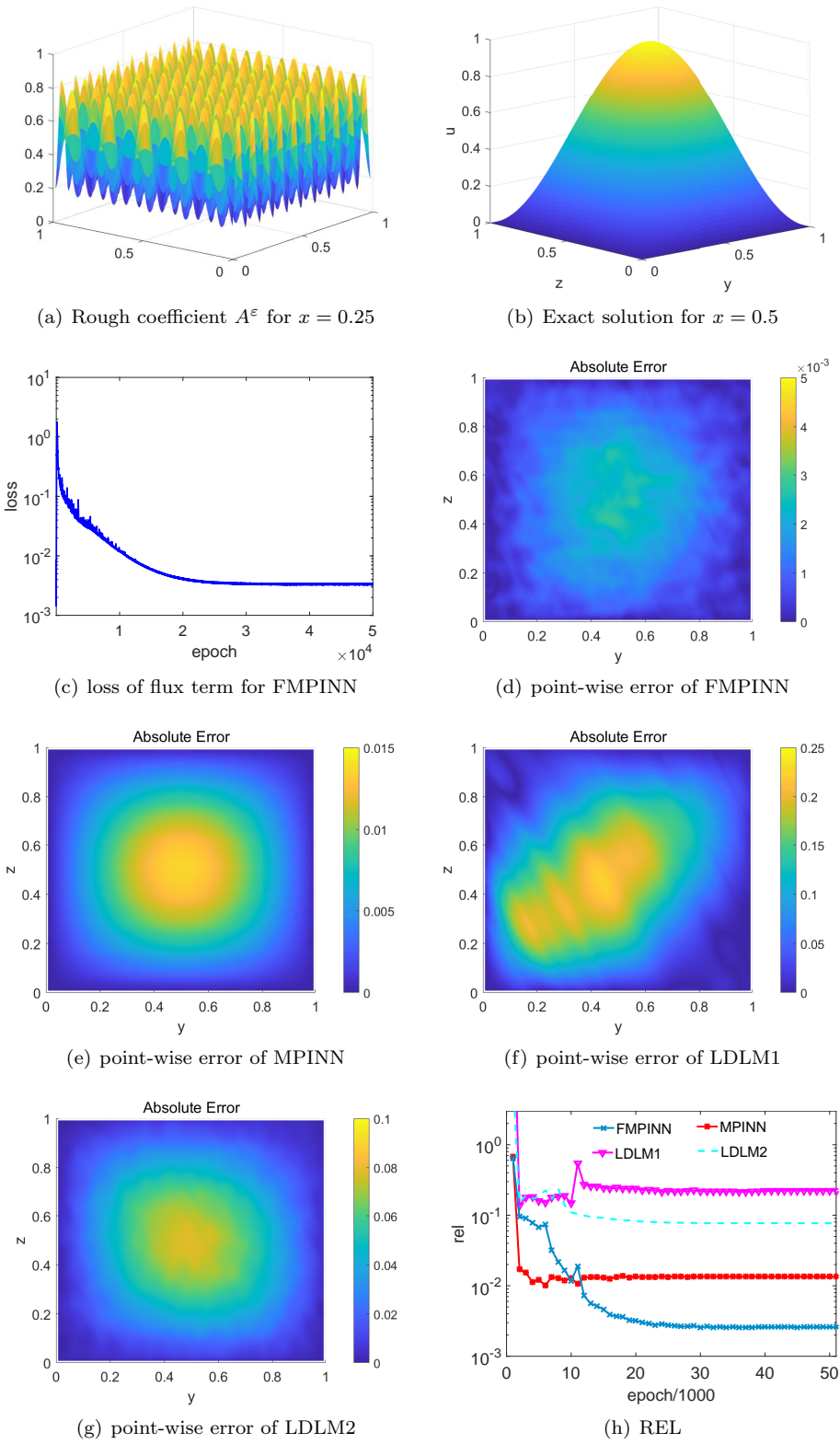


Figure 11: Rough coefficient, exact solution, loss of flux term and testing results for Example 5.3

Table 6: The relative error and running time of FMPINN, LDLM1 and LDLM2 for Example 5.5.

Method	FMPINN	LDLM1	LDLM2
REL	0.01378	0.5394	0.5054
Total time(s)	21035.011	1757.92	1942.742

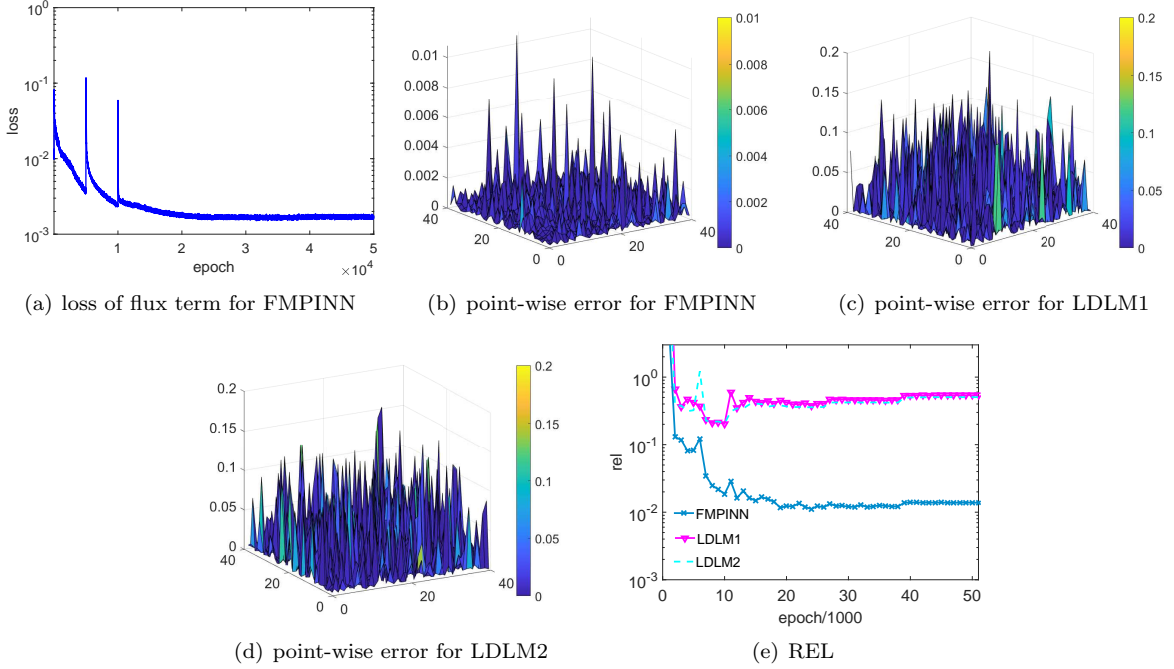


Figure 12: Loss of flux term and testing results for Example 5.5.

For an eight-dimensional problem, the FMPINN still can obtain a satisfactory solution for (1.1) with small point-wise absolute error and relative error. However, the LDLM1 and LDLM2 both fail to approximate the solution of (1.1). At the same time, the loss of flux term and overall REL show that the FMPINN model is also stable in the training process.

## 6. Conclusion

Physics-informed neural networks (PINN) have been widely used in solving both forward and inverse problems. However, the normal PINN with a multi-scale DNN framework cannot solve multiscale PDEs with rough coefficients. Inspired by the mixed finite element method, this work designs a Fourier-based mixed PINN (dubbed FMPINN) by combining a dual (flux) technique and Fourier decomposition to solve a class of elliptic multi-scale PDEs. Its loss function incorporated with the loss of flux term will enhance the stability and robustness of our model. To handle multi-frequency contents, a Fourier activation function has been used to address the input data transformed radially by different frequency factors, and a sub-network has been designed to match the target function; this strategy can improve clearly the accuracy and convergence rate for the FMPINN method. Compared to the previous works of PINN, this novel method skillfully casts the original problem into two first-order systems, it will overcome the shortcomings of the computational burden for high-order derivatives in DNN and the ill-condition of neural tangent kernel matrix resulting from the rough coefficient. Computational results show this new method is feasible and efficient to solve this multi-scale equation with an inhomogeneous coefficient in various dimensional spaces. In the future, we

will extend this novel network architecture including Fourier theory and lower-order mixed scheme to deal with some more complex multi-scale problems.

### Declaration of interests

The authors declare that they have no known competing financial interests or personal relationships that could have appeared to influence the work reported in this paper.

### Credit authorship contribution Statement

Xi'an Li: Conceptualization, Methodology, Investigation, Validation, Writing - Original Draft. Jinran Wu: Investigation, Writing - Review & Editing. You-Gan Wang: Writing - Review & Editing.

### Acknowledgements

The authors wish to thank Prof. Dr. Zhi-Qin John Xu for valuable suggestions which improved the quality of the paper.

### References

- [1] P. Ming, X. Yue, Numerical methods for multiscale elliptic problems, *J. of Comput. Phys.* 214 (2006) 421–445.
- [2] P. Ming, P. Zhang, et al., Analysis of the heterogeneous multiscale method for elliptic homogenization problems, *Journal of the American Mathematical Society* 18 (2005) 121–156.
- [3] R. Li, P. Ming, F. Tang, An efficient high order heterogeneous multiscale method for elliptic problems, *Multiscale Modeling & Simulation* 10 (2012) 259–283.
- [4] A. Abdulle, G. Vilmart, Analysis of the finite element heterogeneous multiscale method for quasilinear elliptic homogenization problems, *Mathematics of Computation* 83 (2014) 513–536.
- [5] L. Durlofsky, Numerical calculation of equivalent grid block permeability tensors for heterogeneous porous media, *Water Resour. Res.* 27 (1991) 699–708.
- [6] G. Allaire, R. Brizzi, A multiscale finite element method for numerical homogenization, *SIAM J. Multiscale Modeling and Simulation* 4 (2005) 790–812.
- [7] F. Hellman, A. Målqvist, Numerical homogenization of elliptic pdes with similar coefficients, *Multiscale Modeling & Simulation* 17 (2019) 650–674.
- [8] T. J. R. Hughes, G. Feijoo, L. Mazzei, J. Quincy, The variational multiscale method—a paradigm for computational mechanics, *Comput. Methods Appl. Mech. Engrg.* 166 (1998) 3–24.
- [9] M. G. Larson, A. Målqvist, Adaptive variational multiscale methods based on a posteriori error estimation: energy norm estimates for elliptic problems, *Computer methods in applied mechanics and engineering* 196 (2007) 2313–2324.
- [10] T. Arbogast, Analysis of a two-scale, locally conservative subgrid upscaling for elliptic problems, *SIAM J. Numer. Anal.* 42 (2004) 576–598 (electronic).
- [11] Y. Efendiev, T. Hou, *Multiscale Finite Element Methods: Theory and Applications*, Springer, 2009.
- [12] Z. Chen, T. Y. Hou, A mixed multiscale finite element method for elliptic problems with oscillating coefficients, *Mathematics of Computation* 72 (2003) 541–576.
- [13] L. Berlyand, H. Owhadi, Flux norm approach to finite dimensional homogenization approximations with non-separated scales and high contrast, *Archive for rational mechanics and analysis* 198 (2010) 677–721.
- [14] H. Owhadi, L. Zhang, Homogenization of parabolic equations with a continuum of space and time scales, *SIAM Journal on Numerical Analysis* 46 (2008) 1–36.
- [15] H. Owhadi, L. Zhang, L. Berlyand, Polyharmonic homogenization, rough polyharmonic splines and sparse super-localization, *Mathematical Modelling and Numerical Analysis* 48 (2014) 517–552.
- [16] Y. Efendiev, J. Galvis, T. Y. Hou, Generalized multiscale finite element methods (gmsfem), *Journal of Computational Physics* 251 (2013) 116 – 135.
- [17] E. T. Chung, Y. Efendiev, W. T. Leung, An adaptive generalized multiscale discontinuous galerkin method for high-contrast flow problems, *Multiscale Modeling & Simulation* 16 (2018) 1227–1257.
- [18] E. Chung, Y. Efendiev, W. Leung, Residual-driven online generalized multiscale finite element methods, To appear in *J. Comput. Phys.* (2015).
- [19] A. Målqvist, D. Peterseim, Localization of elliptic multiscale problems, *Math. Comp.* 83 (2014) 2583–2603.
- [20] P. Henning, A. Målqvist, D. Peterseim, A localized orthogonal decomposition method for semi-linear elliptic problems, *ESAIM Math. Model. Numer. Anal.* 48 (2014) 1331–1349.
- [21] W. E, B. Yu, The Deep Ritz Method: A Deep Learning-Based Numerical Algorithm for Solving Variational Problems, *Communications in Mathematics and Statistics* 6 (2018) 1–12.

- [22] J. Sirignano, K. Spiliopoulos, DGM: A deep learning algorithm for solving partial differential equations, *Journal of Computational Physics* 375 (2018) 1339–1364.
- [23] R. T. Chen, Y. Rubanova, J. Bettencourt, D. K. Duvenaud, Neural ordinary differential equations, *Advances in neural information processing systems* 31 (2018).
- [24] M. Raissi, P. Perdikaris, G. E. Karniadakis, Physics-informed neural networks: A deep learning framework for solving forward and inverse problems involving nonlinear partial differential equations, *Journal of Computational Physics* 378 (2019) 686–707.
- [25] Y. Khoo, L. Ying, SwitchNet: a neural network model for forward and inverse scattering problems, *SIAM Journal on Scientific Computing* 41 (2019) A3182–A3201.
- [26] Y. Zang, G. Bao, X. Ye, H. Zhou, Weak adversarial networks for high-dimensional partial differential equations, *Journal of Computational Physics* 411 (2020) 109409.
- [27] L. Lyu, Z. Zhang, M. Chen, J. Chen, MIM: A deep mixed residual method for solving high-order partial differential equations, *Journal of Computational Physics* 452 (2022) 110930.
- [28] A. Hauptmann, B. Cox, Deep learning in photoacoustic tomography: current approaches and future directions, *Journal of Biomedical Optics* 25 (2020) 112903–112903.
- [29] M. Dissanayake, N. Phan-Thien, Neural-network-based approximations for solving partial differential equations, *communications in Numerical Methods in Engineering* 10 (1994) 195–201.
- [30] A. D. Jagtap, G. E. Karniadakis, Extended Physics-informed Neural Networks (XPINNs): A Generalized Space-Time Domain Decomposition based Deep Learning Framework for Nonlinear Partial Differential Equations., in: *AAAI Spring Symposium: MLPS, 2021*, pp. 2002–2041.
- [31] A. D. Jagtap, E. Kharazmi, G. E. Karniadakis, Conservative physics-informed neural networks on discrete domains for conservation laws: Applications to forward and inverse problems, *Computer Methods in Applied Mechanics and Engineering* 365 (2020) 113028.
- [32] S. Lin, Y. Chen, A two-stage physics-informed neural network method based on conserved quantities and applications in localized wave solutions, *Journal of Computational Physics* 457 (2022) 111053.
- [33] J. Yu, L. Lu, X. Meng, G. E. Karniadakis, Gradient-enhanced physics-informed neural networks for forward and inverse PDE problems, *Computer Methods in Applied Mechanics and Engineering* 393 (2022) 114823.
- [34] J. Berg, K. Nyström, A unified deep artificial neural network approach to partial differential equations in complex geometries, *Neurocomputing* 317 (2018) 28–41.
- [35] L. Sun, H. Gao, S. Pan, J.-X. Wang, Surrogate modeling for fluid flows based on physics-constrained deep learning without simulation data, *Computer Methods in Applied Mechanics and Engineering* 361 (2020) 112732.
- [36] L. Lu, R. Pestourie, W. Yao, Z. Wang, F. Verdugo, S. G. Johnson, Physics-informed neural networks with hard constraints for inverse design, *SIAM Journal on Scientific Computing* 43 (2021) B1105–B1132.
- [37] J. Yang, Q. Zhu, A Local Deep Learning Method for Solving High Order Partial Differential Equations, *NUMERICAL MATHEMATICS-THEORY METHODS AND APPLICATIONS* (2021).
- [38] Z. Cai, J. Chen, M. Liu, X. Liu, Deep least-squares methods: An unsupervised learning-based numerical method for solving elliptic PDEs, *Journal of Computational Physics* 420 (2020) 109707.
- [39] F. M. Bersetche, J. P. Borthagaray, A deep first-order system least squares method for solving elliptic pdes, *Computers & Mathematics with Applications* 129 (2023) 136–150.
- [40] Z.-Q. J. Xu, Y. Zhang, T. Luo, Y. Xiao, Z. Ma, Frequency principle: Fourier analysis sheds light on deep neural networks, *Communications in Computational Physics* 28 (2020) 1746–1767.
- [41] N. Rahaman, D. Arpit, A. Baratin, F. Draxler, M. Lin, F. A. Hamprecht, Y. Bengio, A. Courville, On the spectral bias of deep neural networks, *International Conference on Machine Learning* (2019).
- [42] Z. Liu, W. Cai, Z.-Q. J. Xu, Multi-scale Deep Neural Network (MscaleDNN) for Solving Poisson-Boltzmann Equation in Complex Domains, *Communications in Computational Physics* 28 (2020) 1970–2001.
- [43] B. Wang, W. Zhang, W. Cai, Multi-Scale Deep Neural Network (MscaleDNN) Methods for Oscillatory Stokes Flows in Complex Domains, *Communications in Computational Physics* 28 (2020) 2139–2157.
- [44] X.-A. Li, Z.-Q. J. Xu, L. Zhang, A multi-scale DNN algorithm for nonlinear elliptic equations with multiple scales, *Communications in Computational Physics* 28 (2020) 1886–1906.
- [45] X.-A. Li, Z.-Q. J. Xu, L. Zhang, Subspace decomposition based DNN algorithm for elliptic type multi-scale PDEs, *Journal of Computational Physics* (2023) 112242.
- [46] S. Wang, H. Wang, P. Perdikaris, On the eigenvector bias of Fourier feature networks: From regression to solving multi-scale PDEs with physics-informed neural networks, *Computer Methods in Applied Mechanics and Engineering* 384 (2021) 113938.
- [47] A. Jacot, F. Gabriel, C. Hongler, Neural tangent kernel: Convergence and generalization in neural networks, *Advances in neural information processing systems* 31 (2018).
- [48] A. A. Ramabathiran, P. Ramachandran, SPINN: sparse, physics-based, and partially interpretable neural networks for PDEs, *Journal of Computational Physics* 445 (2021) 110600.
- [49] S. Li, Y. Xia, Y. Liu, Q. Liao, A deep domain decomposition method based on Fourier features, *Journal of Computational and Applied Mathematics* 423 (2023) 114963.
- [50] M. Tancik, P. Srinivasan, B. Mildenhall, S. Fridovich-Keil, N. Raghavan, U. Singhal, R. Ramamoorthi, J. Barron, R. Ng, Fourier features let networks learn high frequency functions in low dimensional domains, *Advances in Neural Information Processing Systems* 33 (2020) 7537–7547.
- [51] J. Han, Y. Lee, Hierarchical learning to solve partial differential equations using physics-informed neural networks, *arXiv preprint arXiv:2112.01254* (2021).

- [52] W. T. Leung, G. Lin, Z. Zhang, NH-PINN: Neural homogenization-based physics-informed neural network for multiscale problems, *Journal of Computational Physics* 470 (2022) 111539.
- [53] S. P. Carney, A. Gangal, L. Kim, Physics informed neural networks for elliptic equations with oscillatory differential operators, arXiv preprint arXiv:2212.13531 (2022).
- [54] K. He, X. Zhang, S. Ren, J. Sun, Deep Residual Learning for Image Recognition, in: 2016 IEEE Conference on Computer Vision and Pattern Recognition (CVPR), 2016, pp. 770–778.
- [55] M. Chen, R. Niu, W. Zheng, Adaptive multi-scale neural network with resnet blocks for solving partial differential equations, *Nonlinear Dynamics* (2022) 1–20.
- [56] R. Araya, C. Harder, D. Paredes, F. Valentin, Multiscale hybrid-mixed method, *SIAM Journal on Numerical Analysis* 51 (2013) 3505–3531.
- [57] C. P. Robert, G. Casella, *Monte Carlo Statistical Methods*, 1999.
- [58] K. Gu, P. Fang, Z. Sun, et al., Error analysis of mixed residual methods for elliptic equations, arXiv preprint arXiv:2305.06193 (2023).
- [59] L. Li, X.-c. Tai, J. Yang, Q. Zhu, Priori error estimate of deep mixed residual method for elliptic pdes, arXiv preprint arXiv:2206.07474 (2022).
- [60] M. J. Orr, et al., *Introduction to radial basis function networks*, 1996.
- [61] S. Ding, X. Xu, R. Nie, Extreme learning machine and its applications, *Neural Computing and Applications* 25 (2014) 549–556.
- [62] Z. Xiang, W. Peng, W. Zhou, W. Yao, Hybrid finite difference with the physics-informed neural network for solving pde in complex geometries, arXiv preprint arXiv:2202.07926 (2022).
- [63] F. A. Viana, A tutorial on latin hypercube design of experiments, *Quality and reliability engineering international* 32 (2016) 1975–1985.
- [64] J. Shaw, A quasirandom approach to integration in bayesian statistics, *The Annals of Statistics* (1988) 895–914.
- [65] M. B. Giles, Multilevel monte carlo methods, *Acta numerica* 24 (2015) 259–328.
- [66] D. P. Kingma, J. L. Ba, Adam: A Method for Stochastic Optimization, in: *ICLR 2015 : International Conference on Learning Representations 2015*, 2015.
- [67] G. Yuan, X. Lu, An active set limited memory BFGS algorithm for bound constrained optimization, *Applied Mathematical Modelling* 35 (2011) 3561–3573.