
Catching Image Retrieval Generalization

Maksim Zhdanov¹ Ivan Karpukhin¹

Abstract

The concepts of overfitting and generalization are vital for evaluating machine learning models. In this work, we show that the popular Recall@K metric depends on the number of classes in the dataset, which limits its ability to estimate generalization. To fix this issue, we propose a new metric, which measures retrieval performance, and, unlike Recall@K, estimates generalization. We apply the proposed metric to popular image retrieval methods and provide new insights about deep metric learning generalization.

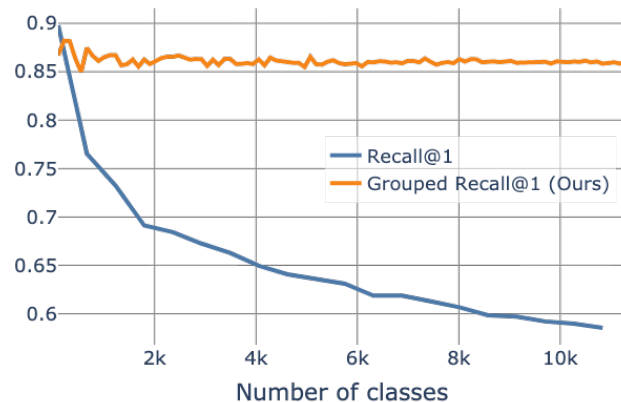


Figure 1. Illustration of the difference between the commonly used Recall@1 metric and the proposed Grouped Recall@1. Recall@1 reduces monotonically as the number of test classes increases. The proposed Grouped Recall@1 is invariant to the number of classes, but larger dataset sizes increase evaluation stability. Metrics are computed for the BN-Inception model on the Stanford Online Products (SOP) dataset.

1. Introduction

Recall@K, also known as top-K accuracy, is one of the most popular evaluation metrics in retrieval and metric learning (Musgrave et al., 2020). Recall@K is closely related to practical applications, where the retrieval error rate must be measured and minimized. However, the good metric for evaluating machine learning models must exhibit additional properties, necessary for measuring overfitting and generalization (Huai et al., 2019; Roelofs, 2019). In this paper we show that Recall@K lacks the desired properties. In particular, we show that metric values largely depend on the number of classes in the dataset and can't be used for quality comparison among dataset splits, including differences between train and test sets.

To overcome the problems, related to Recall@K, we propose Grouped Recall@K, a simple alternative to Recall@K, which is invariant to the number of classes in the dataset and thus can be used for evaluating overfitting and generalization. We further demonstrate the importance of measuring these quantities by studying deep image retrieval (Roth et al., 2020). In particular, we show that Grouped Recall@K can diagnose overfitting and underfitting, while traditional Recall@K can not.

Contributions of the paper can be summarized as follows:

- We show Recall@K depends on the number of classes in the dataset, and thus can't be used for measuring overfitting and generalization.
- We propose a simple Grouped Recall@K metric, that is invariant to the number of classes in the dataset and has a lower computational complexity, compared to Recall@K.
- We show, that the proposed metric can measure the generalization gap. We also provide theoretical bounds for generalization on unseen data.
- We apply the proposed metric to deep image retrieval and demonstrate the importance of measuring generalization and overfitting.

2. Motivation

Generalization and overfitting were extensively studied in the context of classification. Suppose there is a dataset \mathcal{X} , sampled from the data distribution \mathcal{D} and consisting of

¹Tinkoff. Correspondence to: Maksim Zhdanov <m.a.zhdanov@tinkoff.ru>, Ivan Karpukhin <i.a.karpukhin@tinkoff.ru>.

pairs $(x_i, y_i), i = \overline{1, N}$, where x is a feature vector and y is a class label. Suppose, there is a classification model $f(x)$. The classification accuracy of the model f is defined as:

$$\mathcal{A}(\mathcal{X}) = \frac{1}{N} \sum_{i=1}^N \mathbf{I}(f(x_i) = y_i), \quad (1)$$

where \mathbf{I} is an indicator function. If pairs (x_i, y_i) are sampled independently, then each element of the sum in Equation 1 is independent of other elements, and several properties are held:

1. The expected value of accuracy is independent of the dataset size.
2. The larger dataset leads to the more precise evaluation of the expected accuracy and theoretical bounds for expected accuracy can be estimated.

In particular, there are two important quantities for analyzing machine learning models. First is called *generalization gap* (Roelofs, 2019), and is evaluated as a difference of accuracy on the train set \mathcal{X}_{train} and the test set \mathcal{X}_{test} :

$$\mathcal{A}_{GAP} = \mathcal{A}(\mathcal{X}_{train}) - \mathcal{A}(\mathcal{X}_{test}). \quad (2)$$

The second quantity is called *generalization error* and measures the difference between expected accuracy on the data distribution \mathcal{D} and accuracy on the test set:

$$\mathcal{A}_{Error} = \mathbb{E}_{(x,y) \in \mathcal{D}} \mathbf{I}(f(x) = y) - \mathcal{A}(\mathcal{X}_{train}). \quad (3)$$

According to previous works, it is possible to estimate confidence intervals for \mathcal{A}_{Error} with some confidence level α (Zhang, 2019).

In retrieval, we want to measure the ability of the model to find elements from the gallery dataset \mathcal{D}_G , that have the same class label $L(x)$, as a query element q . The retrieval model $f(q, \mathcal{D}_G)$ maps the query and gallery to the index of the gallery element. If there is a set of query elements Q , then Recall@1 is defined as a misclassification rate:

$$\mathcal{R}@1(Q, \mathcal{D}_G) = \frac{1}{|Q|} \sum_{i=1}^{|Q|} \mathbf{I}(L(x_{f(q_i, \mathcal{D}_G)}) = L(q_i)). \quad (4)$$

In practice, it is usually difficult to gather and annotate a sufficient amount of data for both queries Q and gallery \mathcal{D}_G . An efficient way to use evaluation data is to collect a single labeled dataset \mathcal{D} , iterate over its elements, and consider each element as a query and the remaining part of the dataset as a gallery. Then Recall@1 can be evaluated as follows:

$$\mathcal{R}@1(\mathcal{D}) = \frac{1}{|\mathcal{D}|} \sum_{i=1}^{|\mathcal{D}|} \mathbf{I}(L(x_{f(q_i, \mathcal{D}_{/i})}) = L(x_i)), \quad (5)$$

where $\mathcal{D}_{/i}$ is a gallery, consisting of all elements, except i -th.

There are multiple problems related to the Recall@1 metric. One of them is that elements in the sum from Equation 5 are dependent on each other. So the conditions of the central limit theorem are not met and theoretical bounds for generalization error can't be established. Another problem is that Recall@1 largely depends on the number of different labels in the dataset. An example of this dependency is presented in Figure 1. It can be seen, that the difficulty of the retrieval problem grows with the growing number of classes. So Recall@1 degrades on large datasets. Another problem relates to a wide range of models, based on the nearest neighbors search. These models search the gallery for the closest element to the query, leading to the total $O(N \log N)$ computational complexity. For large datasets, it is a limiting factor, which makes Recall@1 inapplicable.

In this paper, we raise the following question: how can we overcome the limitations of Recall@K, while preserving the informativeness of the metric? We answer this question by proposing a grouped alternative to Recall@K.

3. Method

The proposed Grouped Recall@K evaluation metric can be seen as a simple extension of the traditional Recall@K. Suppose we split all labels in the dataset into N non-overlapping groups $G_i, i = \overline{1, N}$ with exactly S labels in each. We then can estimate Recall@K on each group and average the results:

$$\mathcal{GR}@K_S(\mathcal{D}) = \frac{1}{N} \sum_{i=1}^N \mathcal{R}@K(\mathcal{D}_{G_i}), \quad (6)$$

where \mathcal{D}_{G_i} is a subset of \mathcal{D} including all elements with labels from G_i .

3.1. Invariance to the number of classes

By splitting the dataset into subsets with an equal number of labels, we equalize recall values on each portion. The scale of the grouped recall metric becomes dependent on the group size K rather than on the number of classes in the dataset. This simplifies the comparison between different splits of the dataset, as we show in the experiments section.

3.2. Generalization error bounds

Since each group in Grouped Recall is independent of other groups, the Recall@K values on groups can be seen as i.i.d. random variables. We thus can apply the Central limit theorem. In particular, if the variance of metric values on groups is equal to σ^2 , then the distribution of the Grouped Recall has the variance $\frac{\sigma^2}{r}$, where r is the number

Table 1. Comparison of the quality between two test sets (%).

DATASET	RECALL@1	OURS	BOUND	DIFFERENCE BETWEEN TWO SETS	BOUND ON DIFFERENCE
CARS196	8.4	32.1	33.4	1.8 ± 0.8	2.8 ± 0.3
CUB200	6.8	29.8	32.5	2.0 ± 1.0	6.0 ± 0.1
INSHOP	23.4	77.7	78.3	0.5 ± 0.2	$1.3 \pm 6 \times 10^{-4}$
SOP	21.1	68.9	69.3	0.2 ± 0.1	$0.9 \pm 2 \times 10^{-4}$

of groups. We thus can find the required quantiles of the normal distribution, leading to the confidence interval.

3.3. Computational complexity

The basic KNN algorithm which is commonly used for image retrieval has $\mathcal{O}(n^2)$ computational complexity. However, some implementations utilize tree-based approaches like BallTree or KD-Tree (Pedregosa et al., 2011) and allow to cut the complexity only to $\mathcal{O}(n \log n)$. Having r groups in total, the proposed metric achieves complexity $\mathcal{O}(n \log \frac{n}{r})$. The higher number of groups leads to faster computation. It scales **linearly** with dataset size. This observation is crucial for large-scale applications of retrieval systems.

4. Related work

Generalization has been a hot topic in research for a long time (Kawaguchi et al., 2017; Chatterjee & Zielinski, 2022; Jakubovitz et al., 2019). Several studies have addressed the problems of generalization in image retrieval. For instance, (Bellet & Habrard, 2015) defines generalization bounds for image retrieval algorithms based on the notion of algorithmic robustness. Also, (Milbich et al., 2020) aims to improve the generalization ability of metric learning methods via sharing characteristics between metric learning data. Generalization is referred to as an ability of a model to maintain performance on unseen data coming from some source domain (Maharaj, 2022). In this definition, confidence intervals can be used to measure theoretical performance bounds on unseen data, providing an estimation of neural network generalization.

Similarly, the concept of overfitting is widely studied in a deep learning community, and many approaches to tackle this problem were proposed: various penalties for model parameters (Bartlett et al., 2017; Sedghi et al., 2018), data augmentations (Yun et al., 2019; Zhang et al., 2017) and specific choice of optimization algorithms (Neysshabur, 2017). Overfitting has a strong connection to generalization and is often defined as a gap between train and test performance (Roelofs, 2019). However, it's not suitable for retrieval according to a simple observation (refer to Figure 1). While the previous statement holds, (Huai et al., 2019) highlights the importance of theoretical guarantees in the

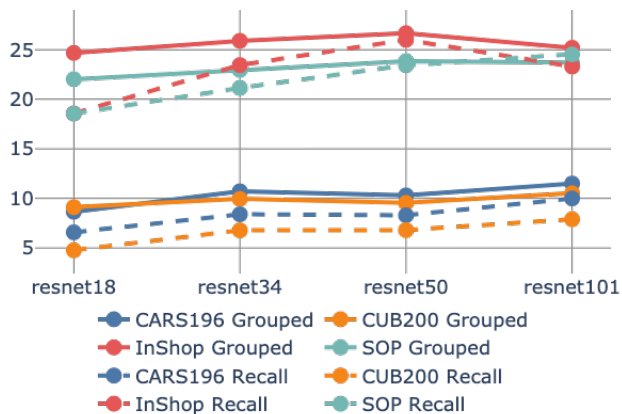


Figure 2. Comparison between test scores for Recall@1 and the grouped version. The proposed metric has high correlation with widely used Recall@1.

field which also can not be provided by traditional metrics.

To the best of our knowledge, there is no metric for image retrieval tasks that can be used to estimate empirical generalization for test data and overfitting.

5. Experiments

In this section, we explore how our method can be used for popular models and datasets in metric learning to study performance guarantees and overfitting.

5.1. Generalization and bounds

To empirically validate theoretical bounds on the generalization error, we compare the quality of the multiple methods on two subsets of the test set and measure the difference between metric values. For this purpose, we study four widely used benchmarks for image retrieval: CARS196 (Krause et al., 2013), CUB200 (Wah et al., 2011), InShop (Liu et al., 2016), SOP (Huai et al., 2019). We show that the difference between qualities on test subsets lies within the theoretical bounds for Grouped Recall. According to Table 1, Grouped Recall lies within its theoretical bounds, proving the ability of our metric to provide quality guarantees

Table 2. Overfitting, %.

DROPOUT	TRAIN (OURS)	TEST (OURS)	TRAIN (RECALL)	TEST (RECALL)	GAP (OURS)	GAP (RECALL)
0.0	68.5	66.0	44.0	41.1	2.5	2.9
0.2	69.0	66.2	44.3	38.7	2.8	5.6
0.5	69.6	66.0	45.0	36.1	3.6	8.9
0.7	70.2	65.5	45.9	38.1	4.7	7.8
0.99	44.2	48.0	24.3	23.4	-3.8	0.9

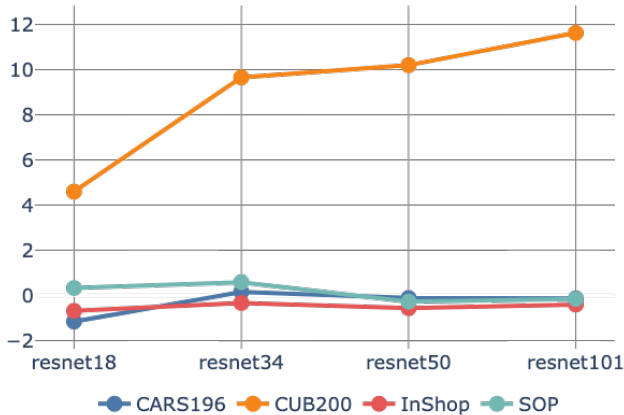


Figure 3. Model size relative to the generalization gap.

for test data.

5.2. Relation to Recall@K

According to the empirical results, presented in Figure 2, the dynamics of the Grouped Recall metric are highly correlated with Recall@K. We thus conclude, that Grouped Recall measures the difference between the models, similar to Recall@K, and can be used for retrieval evaluation.

5.3. Overfitting

To show that our metric can quantify overfitting via generalization gap we gradually add dropout to the ResNet34 (He et al., 2016) feature extractor on the CIFAR100 dataset and we use the same splitting by 10 classes for a group. We examine that gap slowly approaches zero point for the proposed metric, whereas basic recall does not have such a feature.

5.4. Model size

In this experiment we study overfitting of the popular methods in deep image retrieval (Liu et al., 2017). We do this by applying Grouped Recall and comparing generalization gaps of models with different sizes. According to Figure 3, even large neural networks, such as ResNet101, lead

to negative gaps on CARS196, InShop, and SOP datasets, which indicates the lack of overfitting. We thus suggest that deep networks are robust to overfitting on popular image retrieval datasets. This observation opens up new opportunities to study excessive neural network capacity for image retrieval.

6. Conclusion

In this work, we highlighted the limitations of the commonly used Recall@K metric in retrieval tasks. To overcome these limitations, we presented a simple approach to measuring retrieval performance with theoretical guarantees and the ability to quantify overfitting. Following the proposed evaluation methodology, we came to an unexpected observation, that common metric learning models demonstrate little overfitting. We thus suggest future work with a focus on studying large models in the context of image retrieval, even on medium and small datasets, like SOP, Inshop, and Cars196.

References

- Bartlett, P. L., Foster, D. J., and Telgarsky, M. J. Spectrally-normalized margin bounds for neural networks. *Advances in neural information processing systems*, 30, 2017.
- Bellet, A. and Habrard, A. Robustness and generalization for metric learning. *Neurocomputing*, 151:259–267, 2015.
- Chatterjee, S. and Zielinski, P. On the generalization mystery in deep learning. *arXiv preprint arXiv:2203.10036*, 2022.
- He, K., Zhang, X., Ren, S., and Sun, J. Deep residual learning for image recognition. In *Proceedings of the IEEE conference on computer vision and pattern recognition*, pp. 770–778, 2016.
- Huai, M., Xue, H., Miao, C., Yao, L., Su, L., Chen, C., and Zhang, A. Deep metric learning: The generalization analysis and an adaptive algorithm. In *IJCAI*, pp. 2535–2541, 2019.

- Jakubovitz, D., Giryas, R., and Rodrigues, M. R. Generalization error in deep learning. In *Compressed Sensing and Its Applications: Third International MATHEON Conference 2017*, pp. 153–193. Springer, 2019.
- Kawaguchi, K., Kaelbling, L. P., and Bengio, Y. Generalization in deep learning. *arXiv preprint arXiv:1710.05468*, 2017.
- Krause, J., Stark, M., Deng, J., and Fei-Fei, L. 3d object representations for fine-grained categorization. In *4th International IEEE Workshop on 3D Representation and Recognition (3dRR-13)*, Sydney, Australia, 2013.
- Liu, W., Wen, Y., Yu, Z., Li, M., Raj, B., and Song, L. Sphereface: Deep hypersphere embedding for face recognition. In *Proceedings of the IEEE conference on computer vision and pattern recognition*, pp. 212–220, 2017.
- Liu, Z., Luo, P., Qiu, S., Wang, X., and Tang, X. Deep-fashion: Powering robust clothes recognition and retrieval with rich annotations. In *Proceedings of IEEE Conference on Computer Vision and Pattern Recognition (CVPR)*, June 2016.
- Maharaj, T. Generalizing in the real world with representation learning. *arXiv preprint arXiv:2210.09925*, 2022.
- Milbich, T., Roth, K., Brattoli, B., and Ommer, B. Sharing matters for generalization in deep metric learning. *IEEE Transactions on Pattern Analysis and Machine Intelligence*, 44(1):416–427, 2020.
- Musgrave, K., Belongie, S., and Lim, S.-N. A metric learning reality check. In *Computer Vision—ECCV 2020: 16th European Conference, Glasgow, UK, August 23–28, 2020, Proceedings, Part XXV 16*, pp. 681–699. Springer, 2020.
- Neyshabur, B. Implicit regularization in deep learning. *arXiv preprint arXiv:1709.01953*, 2017.
- Pedregosa, F., Varoquaux, G., Gramfort, A., Michel, V., Thirion, B., Grisel, O., Blondel, M., Prettenhofer, P., Weiss, R., Dubourg, V., Vanderplas, J., Passos, A., Cournapeau, D., Brucher, M., Perrot, M., and Duchesnay, E. Scikit-learn: Machine learning in Python. *Journal of Machine Learning Research*, 12:2825–2830, 2011.
- Roelofs, R. *Measuring Generalization and overfitting in Machine learning*. University of California, Berkeley, 2019.
- Roth, K., Milbich, T., Sinha, S., Gupta, P., Ommer, B., and Cohen, J. P. Revisiting training strategies and generalization performance in deep metric learning. In *International Conference on Machine Learning*, pp. 8242–8252. PMLR, 2020.
- Sedghi, H., Gupta, V., and Long, P. M. The singular values of convolutional layers. *arXiv preprint arXiv:1805.10408*, 2018.
- Wah, C., Branson, S., Welinder, P., Perona, P., and Belongie, S. Cub196. Technical Report CNS-TR-2011-001, California Institute of Technology, 2011.
- Yun, S., Han, D., Oh, S. J., Chun, S., Choe, J., and Yoo, Y. Cutmix: Regularization strategy to train strong classifiers with localizable features. In *Proceedings of the IEEE/CVF international conference on computer vision*, pp. 6023–6032, 2019.
- Zhang, H., Cisse, M., Dauphin, Y. N., and Lopez-Paz, D. mixup: Beyond empirical risk minimization. *arXiv preprint arXiv:1710.09412*, 2017.
- Zhang, J. Estimating confidence intervals on accuracy in classification in machine learning. 2019.