
Differentially Private Synthetic Data Using KD-Trees

Eleonora Kreačić¹

Navid Nouri¹

Vamsi K. Potluru¹

Tucker Balch¹

Manuela Veloso¹

¹J.P. Morgan AI Research

Abstract

Creation of a synthetic dataset that faithfully represents the data distribution and simultaneously preserves privacy is a major research challenge. Many space partitioning based approaches have emerged in recent years for answering statistical queries in a differentially private manner. However, for synthetic data generation problem, recent research has been mainly focused on deep generative models. In contrast, we exploit space partitioning techniques together with noise perturbation and thus achieve intuitive and transparent algorithms. We propose both data independent and data dependent algorithms for ϵ -differentially private synthetic data generation whose kernel density resembles that of the real dataset. Additionally, we provide theoretical results on the utility-privacy trade-offs and show how our data dependent approach overcomes the curse of dimensionality and leads to a scalable algorithm. We show empirical utility improvements over the prior work, and discuss performance of our algorithm on a downstream classification task on a real dataset.

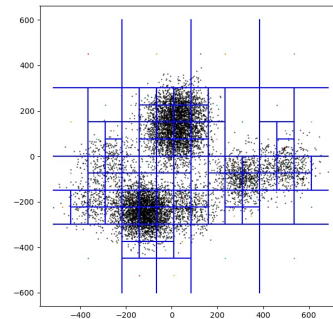


Figure 1: Data dependent partitioning in \mathbb{R}^2 . Our data dependent algorithm achieves more refined partitioning in densely populated areas and thus better utility of DP synthetic data.

1 INTRODUCTION

Publishing data of a highly sensitive nature in domains of finance or health, carries a risk of compromising privacy of individuals and therefore a breach of privacy regulations (e.g. HIPPA, FCRA, GDPR). This limitation can be potentially circumvented by the use of synthetic data. However, synthetic data per se is not inherently private [Jordon et al., 2022]. In this paper, we study the problem of publishing a synthetic dataset that faithfully represents the original data whilst at the same time does not compromise privacy of individuals in the original.

Preserving privacy of individuals while publishing a dataset

for public use is a known challenge [Balog et al., 2018]. A de facto standard for privacy is differential privacy (DP), which is widely used in the literature and in practice. Many existing works aim to preserve quality of differentially private answers for a certain class of queries [Mohammed et al., 2011, Xiao et al., 2014, Hardt et al., 2012]; see Zhu et al. [2017] for a survey. However, a more general problem studies the release of a differentially private synthetic dataset that can be used for downstream tasks without additional privacy leaks. Recent work mainly applied generative adversarial networks (GAN) [Goodfellow et al., 2014] and utilized divergence metrics such as Jensen-Shannon divergence and Wasserstein distance as a metric of quality to compare synthetic and original datasets [Park et al., 2018, Torzadehmahani et al., 2019, Jordon et al., 2019, Xie et al., 2018, Frigerio et al., 2019, Papernot et al., 2016, 2018]. Another class of utility metrics is based on kernels e.g., distance in reproducing kernel Hilbert space (RKHS) or similarly maximum mean discrepancy (MMD), see Section 1.3.1 for a detailed discussion. The advantage of kernel based metrics is that they compare two probability measures in terms of all possible moments [Harder et al., 2021] and thus capture

a wide class of statistical properties of the dataset.

We propose algorithms that for an input dataset output its differentially private synthetic counterpart. The key techniques used in this work are space partitioning [Ram and Gray, 2013] and noisy perturbation. Similar ideas have been used in the literature for designing differentially private statistical query algorithms and histogram release applications, e.g., [Qardaji et al., 2013, Xiao et al., 2014, Zhang et al., 2016]. However, naive implementation of space partitioning techniques for DP dataset release problem suffers from the curse of dimensionality. We show how our data-dependent approach solves this issue and also leads to scalable algorithms. As our method is based on the simple idea of space partitioning, the advantage in comparison to the state of the art generative models is interpretability of our algorithms.

1.1 RELATED WORK

Prior work which consider similar settings to ours is relatively sparse. The closest are Balog et al. [2018] and Harder et al. [2021], although the latter is more focused on labeled data as well as image data. Both of these papers aim to release a dataset that is close to the original one in terms of kernel RKHS distance while preserving privacy. Balog et al. [2018] presents two algorithms. Their first algorithm either needs a small fraction of the dataset to be publicly available, or reweights a sampled set of points from the support of the underlying distribution. The requirement on the public input data represents a limitation which we overcome. Their second algorithm is based on random features and an iterative gradient based optimization procedure to apply reduced set method which has the twin issues of being slow in high dimensions and also suffers from the lack of interpretability. Harder et al. [2021] improved upon this work and achieved better results, and in particular for lower dimensions, say 5, but not when the dimensions are much higher. Their approach relies on deep generative model to minimize MMD, and thus again suffers the lack of interpretability. None of these works provides theoretical results on the utility-privacy trade-off. Our algorithms are transparent which enables us to provide theoretical guarantees on utility. Our data dependent algorithm achieves good utility in high dimensions.

1.2 OUR CONTRIBUTION

Inspired by locality sensitive hash functions and nearest neighbor search algorithms introduced by Indyk and Motwani [1998], our approach is based on space partitioning schemes and in particular KD-trees Friedman et al. [1977]. Our goal is to output a synthetic dataset that imposes similar kernel density on the space as the input data, and does not compromise privacy of the input. Intuitively, if we partition the space into small sections (bins) and preserve the ratio of

points after noise addition (for the purpose of privacy) we will approximately preserve the kernel density. Based on this idea, we introduce two algorithms that yield ϵ -differentially private synthetic data outputs. Our data independent approach, Algorithm 1, implements a naive version of the idea and naturally suffers from the curse of dimensionality. Our data dependent algorithm, Algorithm 2, overcomes this and achieves better utility. Our main contributions are:

- We provide an upper bound on utility loss of our data independent algorithm for a general setting of unknown distribution of input data (Theorem 3 and Theorem 5). We improve the bound for a special case of input data from a mixture of Gaussians in \mathbb{R}^d (Theorem 6).
- Our data dependent algorithm achieves smaller number of empty bins and more refined partitioning in densely populated areas which yields better utility. We overcome the curse of dimensionality using an implicit sampling of empty bins (Theorem 7 and Theorem 8).
- Unlike previous approaches [Balog et al., 2018, Harder et al., 2021], we do not rely on black box methods, and thus achieve interpretability which is important in many practical settings. In addition, we do not require a fraction of input dataset to be public.
- In Section 4 we show how: (i) our algorithms outperform algorithms by Balog et al. [2018], (ii) our data dependent algorithm overcomes curse of dimensionality, (iii) empirical utility loss compares to our theoretical bound from Theorem 6, (iv) performance of our algorithms on downstream binary classification task compares with Harder et al. [2021].

1.3 BACKGROUND

We give an introduction to MMD and differential privacy.

1.3.1 Kernel Density Estimates and RKHS distance

For a (unweighted) dataset $P \subset \mathbb{R}^d$ and a kernel $K : \mathbb{R}^d \times \mathbb{R}^d \rightarrow \mathbb{R}$, the kernel density (KD) with respect to P is defined at any point $x \in \mathbb{R}^d$ as $\text{KD}_P^K(x) = \frac{1}{|P|} \sum_{p \in P} K(x, p)$. If P is equipped with weights such that $\sum_{p \in P} w_p = 1$, then kernel density is given by $\text{KD}_P^K(x) = \sum_{p \in P} w_p K(x, p)$. For ease of notation, we will often write $\text{KD}_P(\cdot)$ instead of $\text{KD}_P^K(\cdot)$. For the two datasets P and Q , ℓ_∞ distance of two KDs is defined as $\|\text{KD}_P - \text{KD}_Q\|_\infty = \sup_{x \in \mathbb{R}^d} |\text{KD}_P(x) - \text{KD}_Q(x)|$. If K is positive definite, then $K(p, x)$ can be represented as an inner product in RKHS \mathcal{H}_K . That is, there is $\phi_K : \mathbb{R}^d \rightarrow \mathcal{H}_K$ such that $\phi_K(x) = K(x, \cdot)$. For a positive definite kernel K , if ϕ_K is injective then MMD is given by

$$\text{MMD}(P, Q) = \sqrt{\kappa(P, P) + \kappa(Q, Q) - 2\kappa(P, Q)} \quad (1)$$

where $\kappa(P, Q) = \frac{1}{|P|} \frac{1}{|Q|} \sum_{p \in P} \sum_{q \in Q} K(p, q)$ represents a kernel metric between two datasets. It is possible to convert between bounds on ℓ_∞ -distance of KDs and MMD. More precisely, $\text{MMD}(P, Q) \leq \epsilon$ implies $\|\text{KD}_P - \text{KD}_Q\|_\infty \leq \epsilon$, and also $\|\text{KD}_P - \text{KD}_Q\|_\infty \leq \epsilon$ implies $\text{MMD}(P, Q) \leq \sqrt{2}\epsilon$. Further details can be found in Phillips and Tai [2020] and Harder et al. [2021]. We present theoretical analysis on utility guarantees in terms of bounds on KD distance, whilst in experiments we rely on MMD due to the ease of computation.

1.3.2 Differential Privacy

Differential privacy (DP) [Dwork et al., 2006] has become a de facto standard to quantify privacy leakage. It provides theoretical guarantees that potential adversary with the knowledge of the output is not able to distinguish whether a particular individual was present in the input dataset.

Definition 1. [Dwork et al., 2014] A randomized mechanism $\mathcal{M} : \mathcal{X}^n \rightarrow \mathcal{Y}$ is ϵ -differentially private if for any two datasets $\mathcal{D}, \mathcal{D}' \in \mathcal{X}^n$ that differ in only one entry, we have

$$\forall \mathcal{C} \subseteq \mathcal{Y}, \quad \mathbb{P}(\mathcal{M}(\mathcal{D}) \in \mathcal{C}) \leq e^\epsilon \mathbb{P}(\mathcal{M}(\mathcal{D}') \in \mathcal{C}). \quad (2)$$

Standard way to achieve ϵ -DP is to employ Laplace mechanism, i.e., add Laplace noise to the output. More precisely, for a function f computed on sensitive data \mathcal{D} , we introduce $\mathcal{M}_{\text{Lap}}(\mathcal{D}, f(\cdot), \epsilon) = f(\mathcal{D}) + \text{Lap}(0, \Delta_f/\epsilon)$, where $\Delta_f = \max_{\mathcal{D}, \mathcal{D}'} \|f(\mathcal{D}) - f(\mathcal{D}')\|_1$ is the ℓ_1 sensitivity of f with respect to change of a single entry in the dataset ($\mathcal{D}, \mathcal{D}' \in \mathcal{X}^n$ are two neighboring datasets, i.e., that they differ in only one entry) and Lap denotes Laplace distribution parametrized by the mean and scale. **Post-processing property of ϵ -DP** guarantees that composition of any data independent function with the output of ϵ -DP mechanism is also ϵ -DP, i.e., it does not incur additional privacy leaks [Dwork et al., 2014]. This means that differentially private synthetic data can be safely used for downstream tasks. **Composition of ϵ -DP** guarantees that combination of ϵ_1 -DP algorithm \mathcal{M}_1 and ϵ_2 -DP algorithm \mathcal{M}_2 defined by $\mathcal{M}_{1,2} = (\mathcal{M}_1, \mathcal{M}_2)$ is $(\epsilon_1 + \epsilon_2)$ -DP [Dwork et al., 2014].

2 PROBLEM FORMULATION

We are given a multidimensional numerical dataset $P = \{p_1, p_2, \dots, p_n\}$ of n records in \mathbb{R}^d . Our task is to design a differentially private algorithm that outputs (possibly weighted) dataset $Q = \{(q_1, w_1), \dots, (q_m, w_m)\}$ where $q_i \in \mathbb{R}^d, w_i \in \mathbb{R}^+$, such that for any $x \in \mathbb{R}^d$

$$\text{KD}_P^K(x) \approx \text{KD}_Q^K(x),$$

where K is some positive definite kernel. The closeness of KD_P and KD_Q in ℓ_∞ -distance implies that relying on

Q instead of P leads consistent estimation of population statistics of original dataset P (see Balog et al. [2018] for discussion) i.e., synthetic dataset Q faithfully represents the original P . In other words, both ℓ_∞ -distance of KDs and MMD represent good utility measures when evaluating quality of synthetic datasets. In the rest of the paper, for simplicity of presentation we focus on Gaussian kernel $K(x, p) = e^{-\frac{\|x-p\|_2^2}{2\sigma^2}}$. It is however straightforward to adapt our analysis to a wider class of kernels.

3 OUR ALGORITHMS

We propose two algorithms for synthetic data generation in the next sections: (i) Data independent (ii) Data dependent.

3.1 DATA INDEPENDENT

In this section, we present data independent algorithm for synthetic dataset release with DP guarantees. Inspired by the widely used idea of space partitioning, we want to partition the space into a number of bins, e.g., J cubes of width w . Then we count the number of points inside each bin and present these counts on a J -dimensional vector. Any single data point can affect this vector at most by a constant in terms of ℓ_1 distance. In other words, it has a bounded ℓ_1 sensitivity with respect to any two neighbouring datasets (see Section 1.3.2). Thus, we can employ Laplace mechanism in order to achieve ϵ -DP. Bins with the noisy count below input threshold t will be removed i.e., filtered out. The algorithm outputs the dataset consisting of centers of the bins that survived filtering step and the corresponding noisy point counts. See Algorithm 1.

Algorithm 1 Data independent binning

- 1: **procedure** DATAINDEPENDENT(P, ϵ, t, w)
 - 2: $\triangleright P$ is the original dataset, ϵ is privacy budget
 - 3: $\triangleright t$ is filtering threshold, w is bin width
 - 4: $R \leftarrow$ the edge length of the axes aligned hypercube that encompasses P
 - 5: Apply binning using bins of width w
 - 6: $J \leftarrow (R/w)^d$ \triangleright Number of bins
 - 7: $\mathbf{v} \in \mathbb{R}^J \leftarrow$ vector of point counts bin by bin
 - 8: $c_1, c_2, \dots, c_J \leftarrow$ centers of bins
 - 9: $\tilde{\mathbf{v}} \leftarrow \mathbf{v} + \text{Lap}(\frac{2}{\epsilon} I_{J \times J})$ \triangleright Noisy point counts
 - 10: For any $i \in [J]$, if $\tilde{\mathbf{v}}_i < t$, then $\tilde{\mathbf{v}}_i \leftarrow 0$
 - 11: \triangleright **Filtering step:** Removing bins below t
 - 12: Output $Q := \{(c_i, \tilde{\mathbf{v}}_i) \text{ for } i \in [J] \text{ if } \tilde{\mathbf{v}}_i > 0\}$
-

First we prove that the output of Algorithm 1 is differentially private. Then, we analyze the performance of Algorithm 1 when $t = 0$ in terms of the worst-case utility-privacy trade-off, i.e. the case of a general input dataset where we do not impose any assumptions on its distribution. Finally, we

present the utility-privacy trade-off of Algorithm 1 for the special case of input data coming from a mixture of Gaussians with a positive filtering threshold. Theorems 3 and 5 give clues on how to set up width w and threshold t in order to achieve better utility.

3.1.1 Differential privacy

Theorem 2 (DP). *Output of Algorithm 1 is ϵ -DP.*

Proof. Note that bins centers are picked independently of the input data.¹ For J -dimensional point counts (line 7 of Algorithm 1) v and \hat{v} corresponding to two datasets P and \hat{P} that differ in exactly one element, we have $\|v - \hat{v}\|_1 \leq 2$. Thus, the ℓ_1 -sensitivity is at most 2, and we can get ϵ -DP by adding $\text{Lap}(2/\epsilon)$ noise to each entry of the J dimensional embedding (line 9). Post processing feature gives that removing bins with noisy counts less than threshold t (line 10) does not yield additional privacy leaks. \square

3.1.2 Worst-case utility-privacy trade-off ($t = 0$ case)

We now analyze the worst case utility of Algorithm 1, i.e., the general case when we do not impose any assumptions on the distribution of the input dataset P .

Theorem 3 (Worst-case trade-off of Algorithm 1). *Suppose that dataset P lies on an axes aligned hypercube of edge length R in \mathbb{R}^d . Let $\delta > 0$ be such that $(\frac{R}{w})^d < \frac{\epsilon n}{4 \log \frac{1}{\delta}}$. Then Algorithm 1 outputs ϵ -DP dataset Q such that*

$$\sup_{x \in \mathbb{R}^d} |\text{KD}_Q(x) - \text{KD}_P(x)| \leq \frac{2}{\frac{\epsilon n}{4J \log \frac{1}{\delta}} - 1} + \frac{w}{2} \sqrt{\frac{d}{e}},$$

with probability at least $1 - \delta$, where $J = (\frac{R}{w})^d$.

Proof sketch. For a detailed proof see Section B of Supplementary Material. Theorem 2 guarantees that the output of Algorithm 1 is ϵ -DP. Let $P' := \{(c_1, v_1), \dots, (c_J, v_J)\}$, where v, c are defined as in line 7 and 8 of Algorithm 1, respectively. We have the following sources of error.

- Rounding to the bin centers. We prove that $\sup_{x \in \mathbb{R}^d} |\text{KD}_{P'}(x) - \text{KD}_P(x)| \leq \frac{w\sqrt{d}}{2\sqrt{e}}$.
- Adding noise and removing negatively weighted bins. We prove $\sup_{x \in \mathbb{R}^d} |\text{KD}_Q(x) - \text{KD}_{P'}(x)| \leq \frac{8J \log \frac{1}{\delta}}{\epsilon n - 4J \log \frac{1}{\delta}}$ as a consequence of upper bound on J .

Triangle inequality over the sources of error completes the proof. \square

¹Here we impose a mild assumption that any two neighboring datasets will be in the same axes aligned hypercube.

For $t = 0$, Algorithm 1 suffers some obvious shortcomings. If data is well spread, there will be many bins with small number of points. After Laplace noise addition, corresponding point counts would often be negative and consequently the bins would be removed. On the other hand, with probability 0.5 empty bins would exhibit positive noisy point counts and would thus falsely be represented in the output. Both aspects hurt utility. A natural way to overcome these shortcomings is to increase the cut-off threshold. This approach is particularly well suited if we know that (most) non-empty bins are densely populated.

3.1.3 Beyond worst-case utility-privacy trade-off ($t > 0$ case)

For appropriate non-zero threshold, we present utility-privacy trade-off in the case of a general input, i.e. with no assumptions on input distribution.

Definition 4. *For $t > 0$, bins with noiseless count less (greater than or equal) than t will be called t -light (t -heavy).*

Theorem 5 (Beyond worst-case trade-off of Algorithm 1). *Suppose that input dataset P lies on an axes aligned hypercube of edge length R in \mathbb{R}^d . Assume that $\delta > 0$ is such that $(\frac{R}{w})^d \leq \frac{1}{\delta}$. For $t = \frac{8}{\epsilon} \log(1/\delta)$, let M and m be the total number of $t/2$ -heavy bins and the total number of points in $3t/2$ -light bins, respectively. Then, Algorithm 1 outputs ϵ -DP dataset Q such that*

$$\sup_{x \in \mathbb{R}^d} |\text{KD}_Q(x) - \text{KD}_P(x)| \leq \frac{\epsilon m + 8M \log \frac{1}{\delta}}{\epsilon n - \epsilon m - 4M \log \frac{1}{\delta}} + \frac{m}{n} + \frac{w\sqrt{d}}{2\sqrt{e}},$$

with probability at least $1 - \delta$.

Proof sketch. For details see Section C of Supplementary Material. Theorem 2 guarantees that the output of Algorithm 1 is ϵ -DP. Let $P' := \{(c_1, v_1), \dots, (c_J, v_J)\}$, where v, c are defined as in lines 7 and 8 of Algorithm 1. We have the following sources of error.

- Rounding to the bins centers. We prove that $\sup_{x \in \mathbb{R}^d} |\text{KD}_P(x) - \text{KD}_{P'}(x)| \leq \frac{w\sqrt{d}}{2\sqrt{e}}$.
- With probability $1 - \delta/2$, all bins that are removed in filtering step are $3t/2$ -light. Thus, there are at most m points that are filtered out which contributes to $\sup_{x \in \mathbb{R}^d} |\text{KD}_{P'}(x) - \text{KD}_Q(x)|$ by at most $\frac{m}{n}$.
- With probability $1 - \delta/2$, all bins that survive filtering step are $t/2$ -heavy. Before noise addition step, number of points in these bins is at least $n - m$ and at most n . As there are at most M such bins, the total noisy count in these bins is at least $n - m - \frac{4M}{\epsilon} \log(\frac{1}{\delta})$.

and at most $n + \frac{4M}{\epsilon} \log(\frac{1}{\delta})$. This yields additional $\frac{\epsilon m + 8M \log(1/\delta)}{\epsilon n - \epsilon m - 4M \log(1/\delta)}$ term for the upper bound.

Union bound and triangle inequality over the sources of error complete the proof. \square

The threshold t in Theorem 5 depends on privacy level ϵ , and so both M and m depend on ϵ . With no assumptions on distribution of P , it is not possible to provide meaningful bounds on M and m . We next study a special case.

3.1.4 Mixture of Gaussians input data

We analyze performance of Algorithm 1 for the special case of input data from multivariate Gaussian distribution. More precisely, we consider dataset P of n records in \mathbb{R}^d with Gaussian distribution $\mathcal{N}(\mathbf{c}, \sigma^2 I)$, $\mathbf{c} \in \mathbb{R}^d$ i.e., from density $f(X = x) = \frac{1}{(2\pi\sigma^2)^{d/2}} e^{-\frac{\|x-\mathbf{c}\|_2^2}{2\sigma^2}}$. This straightforwardly generalizes to a mixture of multivariate Gaussians.

Theorem 6 (Gaussian trade-off using Algorithm 1). *Suppose that input dataset P lies on an axes aligned hypercube of edge length R in \mathbb{R}^d . If $n \geq \left(\frac{w}{\sigma\sqrt{2\pi}}\right)^d$, for $\delta > 0$ such that $\frac{n}{(\log n)^{d/2}} \geq 16 \cdot \log \frac{1}{\delta} \cdot \left(\frac{12\sigma}{w}\right)^2$ and threshold $t = \frac{8}{\epsilon} \log(1/\delta)$, Algorithm 1 outputs ϵ -DP dataset Q s.t.*

$$\sup_{x \in \mathbb{R}^d} |\text{KD}_Q(x) - \text{KD}_P(x)| \leq \frac{8(\log \frac{1}{\delta})^{1/3} \cdot e^{-\frac{d}{3}(\log \frac{w}{\sigma\sqrt{2\pi}} - 2)}}{(\epsilon n)^{1/3}} + \frac{16 \log \frac{1}{\delta} \cdot \left(\frac{12\sigma}{w}\right)^d (\log n)^{d/2}}{\epsilon n} + \frac{w\sqrt{d}}{2\sqrt{e}},$$

with probability at least $1 - \delta$.

Proof sketch. For a detailed proof see Section D of Supplementary Material. This is a special case of Theorem 5. The Gaussian distribution assumption enables us to provide upper bounds on the number of $t/2$ -heavy bins m , and total number of points in $3t/2$ -light bins M , for $t = \frac{8}{\epsilon} \log(1/\delta)$. Loosely speaking, in this case majority of points lives within densely populated areas, and so there are neither too many points in the light bins nor the number of heavy bins is too large. \square

In Section 4 we compare empirical MMD to the bound $(O(\epsilon n)^{-1/3})$ from Theorem 6. Results suggest that lower bound is smaller which is in line with results from Duchi et al. [2013] where the gap is of order $O(n^{-1/2})$. Their setting is different as they study local differential privacy in the context of distribution estimation (not synthetic data release). We also highlight recent work of Kamath et al. [2018] on DP learning parameters of multivariate Gaussian

distribution. Their approach learns parameters and is thus not directly comparable as we output a dataset.

3.2 DATA DEPENDENT ALGORITHM

In the general case, data independent approaches suffer from the curse of dimensionality. The reason is that as opposed to traditional applications of hash functions, we need to keep track of empty bins in order to treat them similarly to non empty ones, as a bin that is empty with respect to P is not necessarily empty with respect to a neighbouring dataset. In high dimensions, this makes the data independent binning impractical, as there are typically many empty bins. Moreover, in densely populated areas finer grid would incur smaller error due to the rounding to the centers, and thus yield a higher utility.

We propose differentially private algorithm based on *adaptive binning* i.e., recursive partitioning of the space. Before we proceed, we introduce notion of a *decision tree*. We assume arbitrary but fixed enumeration of d dimensions denoted by i where $i \in [d]$. The root of the tree is characterized by the initial dataset P , the center c and the edge R of the smallest axis aligned cube that contains whole P , and axes 0 to split along. If decision at the root is to proceed with recursion (we discuss decision making below), we proceed as follows. Initial recursion splits the dataset along axes 0 and divides the corresponding edge of the cube in two equal $R/2$ parts which results in the creation of two *children* nodes. Each of them is characterized by a fraction of the dataset that ended up in the corresponding part, center and the radius of the new cube that contains that fraction of the dataset, and new axes to cut along. The new axes to cut along is always previous axes $+1$ i.e., the next axes in ordering $[d]$. The recursion proceeds on the newly created nodes, subject to a positive decision on whether to recurse further. Nodes on which recursion does not proceed do not have any children and represent *leaves*.

Note that due to the data dependent aspect, we need to ensure that adaptive binning is differentially private. Thus, each decision on whether to recurse or not has to be based on noisy point counts. By composition property of DP, if there are l levels of data dependent decisions in the decision tree, one needs to guarantee ϵ'/l -DP for each recursion, so that once binning algorithm terminates we achieve ϵ' -DP. Note that the output of adaptive binning is partitioning of the space, not the synthetic dataset, and thus once the binning is done we are in the setting from the beginning of Algorithm 1. That is, in order to release differentially private synthetic dataset, we have to obtain noisy versions of the point counts bin by bin and output bins that pass certain threshold. By ensuring a ϵ'' -DP for this part of the procedure, one will achieve $(\epsilon' + \epsilon'')$ -DP guarantee for the whole algorithm by the composition property of DP. Before we formally introduce adaptive binning, we discuss some

desirable settings.

Avoiding large bins In high dimensions, we will frequently observe large bins where recursion stops due to small noisy point counts. This would however yield large error due to rounding to the center, since the bin has large edge lengths. Thus it would be beneficial to have the algorithm run bin splitting *independently* of data for a few rounds, e.g., until it reaches a maximum edge length for all bins below some threshold s_1 . After that, the algorithm would run in data dependent regime. Note that the depth of data independent part in this setting is $h = d \log_2(R/s_1)$, and up until that level there are no privacy leaks.

Avoiding decision trees with large depth Privacy cost of adaptive binning is determined by the number of data dependent levels in decision tree. Thus, even if noisy point counts are large, it might be beneficial to stop the recursion once the number of data dependent levels passes certain threshold. Equivalently, we stop the recursion over a bin when its maximal edge length is below certain threshold s_2 , regardless of the value of the noisy point count. In this setting, the maximum tree depth is $h' = d \log_2(R/s_2)$, and having in mind above discussion, number of data dependent levels is at most $h' - h = \log_2(s_1/s_2)$.

Algorithm 2 formally describes our adaptive binning. More precisely, it identifies the root of the tree as discussed above, and passes it to Algorithm 3 (discussed below). Lines 3 - 4 identify the boundaries of the dataset along each of d dimensions, line 5 identifies the center of the cube, and line 6 the edge of the cube that contains the whole dataset. Axes for next split is set to 0, and the root node is passed to Algorithm 3. Finally, Algorithm 3 implements differentially

Algorithm 2 Adaptive binning

```

1: procedure ADAPTIVE-BINNING( $P, \epsilon', \tau$ )
2:    $\triangleright$  dataset  $P$ , DP budget  $\epsilon'$ , cut off level  $\tau$ 
3:   For any  $i \in [d]$ ,  $\text{low}_i \leftarrow \min_{p \in P}(p_i)$ 
4:   For any  $i \in [d]$ ,  $\text{high}_i \leftarrow \max_{p \in P}(p_i)$ 
5:   For any  $i \in [d]$ ,  $c_i \leftarrow \frac{\text{low}_i + \text{high}_i}{2}$ 
6:    $w \leftarrow \max_i(\text{high}_i - \text{low}_i)$ 
7:    $\text{curr-axis} \leftarrow 0$   $\triangleright$  axis the bin will be cut along
8:    $\text{node} \leftarrow \text{NODE}(P, c, w, \text{curr-axis})$ 
9:   RECURSIVE-BINNING( $\text{node}, \epsilon', \tau$ )

```

private recursive binning. It takes as an input a node, total privacy budget (until the recursion stops), threshold for the noisy point counts, and the maximum and minimum allowed edge lengths of final bins. The output of the algorithm is the set of bins. According to previous discussion, the algorithm will recurse if either noisy point count is larger than the threshold, or the bin's largest edge is too large (line 5), with the exception of that if the largest edge is too small (line 7), recursion stops regardless of the value of the noisy point

count. If recursion proceeds, the current node is split in the two and recursion proceeds on each of them.

Algorithm 3 Recursive binning

```

1: procedure RECURSIVE-BINNING( $\text{NODE}, \epsilon', \tau, s_1, s_2$ )
2:    $\triangleright$  Node to recurse on, DP budget  $\epsilon'$ , threshold  $\tau$ 
3:    $\triangleright$  max and min edge length for final bins  $s_1$  and  $s_2$ 
4:    $P, c, w, \text{curr-axis} \leftarrow \text{node}$ 
5:   if  $|P| \leq \tau + \text{LAP}(2(h' - h)/\epsilon')$  and the bin's largest
   edge length  $\leq s_1$  then return
6:    $\triangleright h' - h = d \log_2(s_1/s_2)$  is the max depth of data
   dependent part of the tree
7:   if the bin's largest edge length  $< s_2$  then return
8:    $P_\ell, P_r \leftarrow \emptyset, \emptyset$ 
9:   for  $p \in P$  do
10:    if  $p_{\text{curr-axis}} \leq c_{\text{curr-axis}}$  then  $P_\ell \leftarrow P_\ell \cup \{p\}$ 
11:    else  $P_r \leftarrow P_r \cup \{p\}$ 
12:    $c_\ell, c_r \leftarrow c, c$ 
13:    $c_{\ell, \text{curr-axis}} \leftarrow c_{\text{curr-axis}} - w/4$ 
14:    $c_{r, \text{curr-axis}} \leftarrow c_{\text{curr-axis}} + w/4$   $\triangleright$  coordinates of
   newly formed bins centers
15:   if  $\text{curr-axis} = d - 1$  then  $w \leftarrow w/2$ 
16:    $\text{node.left} \leftarrow \text{NODE}(P_\ell, c_\ell, w, (\text{curr-axis} + 1)\%d)$ 
17:   RECURSIVE-BINNING( $\text{node.left}, \epsilon', \tau$ )
18:    $\text{node.right} \leftarrow \text{NODE}(P_r, c_r, w, (\text{curr-axis} + 1)\%d)$ 
19:   RECURSIVE-BINNING( $\text{node.right}, \epsilon', \tau$ )

```

Theorem 7. For any dataset P , $\epsilon' > 0$, $\tau > 0$, $s_1, s_2 > 0$, Algorithm 2 returns a tree such that the set of bins determined by its leaves is ϵ' -differentially private.

Proof. Data dependent part of the decision tree for this algorithm has maximum depth $h' - h = d \log_2(s_1/s_2)$. Each neighboring dataset affects only one root to leaf path, and thus it is enough to consider maximal privacy loss incurred along a single path to the leaf. Also, since the ℓ_1 sensitivity of the point counts is 1, it suffices to add $\text{LAP}(2(h' - h)/\epsilon')$ noise to each decision condition in order to guarantee ϵ' -differential privacy for the entire path. Two neighboring datasets differ in the point counts in at most two paths. \square

Theorem 8 (DP of Data Dependent algorithm). For a dataset P and $\epsilon' > 0$, let $c_1, \dots, c_J \in \mathbb{R}^d$ denote centers of bins corresponding to the leaves of tree output by Algorithm 2, and $\mathbf{v} \in \mathbb{R}^J$ be the vector of corresponding point counts in each bin. If c_1, \dots, c_k and \mathbf{v} are passed to line 9 of Algorithm 1 with $\epsilon'' > 0$, then the final output of Algorithm 1 is $\epsilon' + \epsilon''$ -DP dataset Q .

Proof. Consequence of composition property of DP. \square

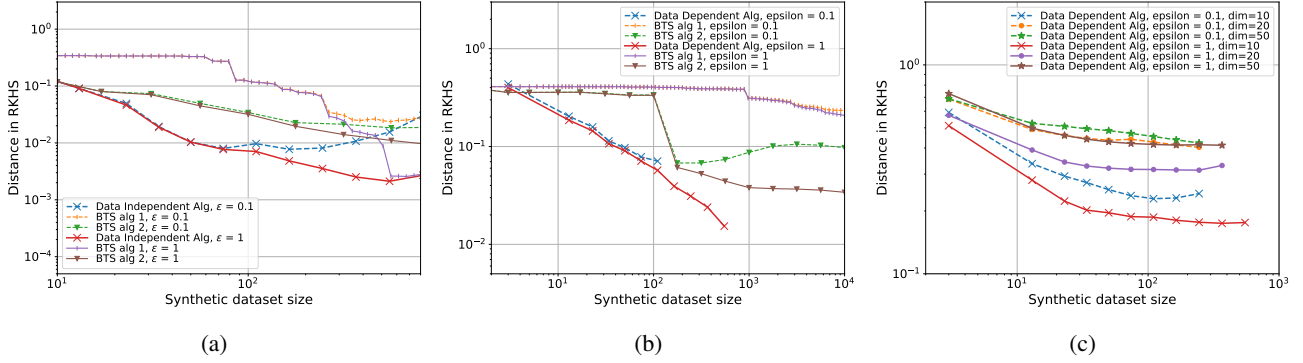


Figure 3: (Left) Algorithm 1 vs Balog et al. [2018] in dimension 2. (Middle) Our Data Dependent Algorithm vs Balog et al. [2018] in dimension 5. (Right) Data Dependent Algorithm in high dimensions.

is presented in Figure 3b. For both settings, we use datasets utilized in Balog et al. [2018] (see Section G.1 of Supplementary Material for details). Figure 3c confirms that our data dependent algorithm achieves low errors for high dimensions and various privacy regimes, and thus overcomes curse of dimensionality.

Tightness of bound from Theorem 6 Theorem 6 provides the upper bound on utility loss of Algorithm 1 for samples from multivariate Gaussian. When bins are such that the error $\frac{w\sqrt{d}}{2\sqrt{\epsilon}}$ arising from rounding to centers is negligible, for $\epsilon \gg \frac{1}{n}$ the bound scales as $O((\epsilon n)^{-1/3})$. Figure 4 shows empirical MMD for various privacy levels vs. $O((\epsilon n)^{-1/3})$ benchmark and suggests that there might be a gap and our bound can be improved. See Section 5 for further discussion.

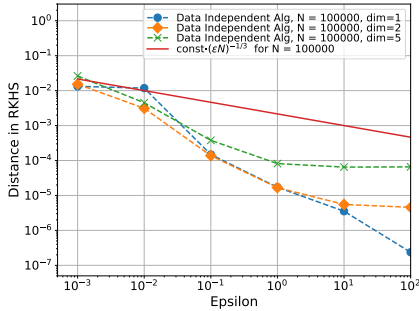


Figure 4: Utility loss of Algorithm 1 for various privacy budgets, and input of 100,000 samples from standard Gaussian for various dimensions. It stabilizes regardless of privacy budget due the error of rounding to centers.

Classification task on real data We evaluate performance of our data dependent algorithm on downstream binary classification task on a real tabular dataset. We rely on credit card fraud detection dataset used in Harder et al. [2021] and compare our data dependent algorithm with their DP-MERF. We follow their experimental setup to train 12 classifiers

on synthetic data and evaluate their performance on original data. See Section G.4 of Supplementary Material for more detailed setup and results. Our algorithm does not outperform DP-MERF in terms of ROC values which is not surprising as we do not rely on deep generative models. However, our performance degrades slower as privacy increases (Figure 5).

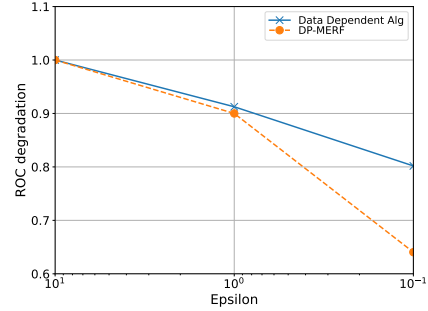


Figure 5: Comparison of our Data Dependent Algorithm and DP-MERF on downstream classification task. ROC degradation is represented as a ratio of ROC corresponding to a specified ϵ budget and ROC for $\epsilon = 10$.

Optimal size of bins We explore what combination of widths and weights of bins minimizes MMD between synthetic data and the sample (regime with no privacy). For 1-dimensional standard Gaussian input, we consider synthetic data given by a mixture of uniforms. More precisely, synthetic data consists of centers of $2k + 1$ bins of a given width, symmetrically arranged around the mean. Figure 6 shows KL and MMD between standard Gaussian and mixture of uniforms [Rustamov, 2021], as well as sample MMD for a Gaussian sample of size 100,000. For appropriately set width, sample MMD is getting small which indicates that binning approach has potential to yield good utilities. For more details and derivation of optimal widths and weights see Section H of Supplementary Material.

For additional experiments, see Sections G.2 and G.3 of Supplementary Material.

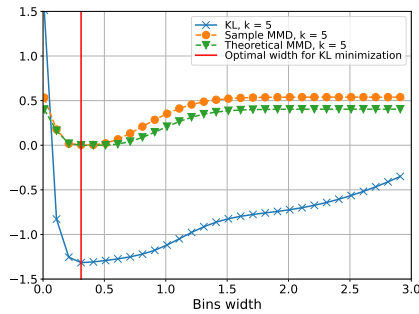


Figure 6: 1-dimensional standard Gaussian vs 11-mixture of uniforms and various widths.

5 CONCLUSIONS AND FUTURE WORK

We proposed an interpretable and efficient algorithms for differentially private synthetic data generation, where data takes multidimensional numerical form. We provide theoretical bounds in various settings and empirically validate our algorithm performance in terms of both simulated and real-world datasets.

Our algorithms can be extended to tabular data characterized by mixed numerical and categorical columns, as each category within a column corresponds to a bin along that dimension. However, this setting does not benefit from our theoretical guarantees on the utility (e.g. Theorem 3) which we measure in terms of kernel density metrics defined on \mathbb{R}^d . Moreover, our data dependent approach does not handle the curse of dimensionality problem as the total number of bins grows exponentially with the number of categorical columns. This is due to the fact that in mixed numerical and categorical settings there is no straightforward way to merge or split categories depending on point counts, as it is the case with bins in \mathbb{R}^d . It is an interesting future direction to combine our methods for numerical columns with a different method along categorical columns in order to achieve scalable solution in such setting.

Another interesting direction is to resolve the question of the theoretical utility-privacy guarantees for our data dependent algorithm. This is challenging in the data dependent setting as it is not easy to provide meaningful bounds on the total number of bins. Furthermore, we conjecture that one can improve upon our bounds using more sophisticated LSH functions, e.g., projection based LSHs such as Datar et al. [2004], Andoni and Indyk [2006]. This direction needs novel techniques in order to handle empty bins. For the special case of Gaussian multivariate distribution, we leave it as future work to compare our algorithms to existing results on DP, e.g., Kamath et al. [2018] who provide DP learning of distribution parameters. Lower bounds for our

space-partitioning approach also remain open, in particular whether our bound from Theorem 6 can be improved to be of the form $O(n^{-1/2})$ as suggested by results of Duchi et al. [2013].

Disclaimer This paper was prepared for informational purposes by the Artificial Intelligence Research group of JPMorgan Chase & Co and its affiliates (“J.P. Morgan”), and is not a product of the Research Department of J.P. Morgan. J.P. Morgan makes no representation and warranty whatsoever and disclaims all liability, for the completeness, accuracy or reliability of the information contained herein. This document is not intended as investment research or investment advice, or a recommendation, offer or solicitation for the purchase or sale of any security, financial instrument, financial product or service, or to be used in any way for evaluating the merits of participating in any transaction, and shall not constitute a solicitation under any jurisdiction or to any person, if such solicitation under such jurisdiction or to such person would be unlawful.

References

- Alexandr Andoni and Piotr Indyk. Near-optimal hashing algorithms for approximate nearest neighbor in high dimensions. In *47th Annual IEEE Symposium on Foundations of Computer Science (FOCS 2006)*, 21–24 October 2006, Berkeley, California, USA, Proceedings, pages 459–468. IEEE Computer Society, 2006. doi: 10.1109/FOCS.2006.49. URL <https://doi.org/10.1109/FOCS.2006.49>.
- Matej Balog, Ilya O. Tolstikhin, and Bernhard Schölkopf. Differentially private database release via kernel mean embeddings. In Jennifer G. Dy and Andreas Krause, editors, *Proceedings of the 35th International Conference on Machine Learning, ICML 2018, Stockholmsmässan, Stockholm, Sweden, July 10–15, 2018*, volume 80 of *Proceedings of Machine Learning Research*, pages 423–431. PMLR, 2018. URL <http://proceedings.mlr.press/v80/balog18a.html>.
- Graham Cormode, Magda Procopiuc, Divesh Srivastava, and Thanh T. L. Tran. Differentially private publication of sparse data, 2011.
- Mayur Datar, Nicole Immorlica, Piotr Indyk, and Vahab S. Mirrokni. Locality-sensitive hashing scheme based on p-stable distributions. In Jack Snoeyink and Jean-Daniel Boissonnat, editors, *Proceedings of the 20th ACM Symposium on Computational Geometry, Brooklyn, New York, USA, June 8–11, 2004*, pages 253–262. ACM, 2004. doi: 10.1145/997817.997857. URL <https://doi.org/10.1145/997817.997857>.
- John C. Duchi, Michael I. Jordan, and Martin J. Wainwright. Local privacy and minimax bounds: Sharp

- rates for probability estimation, 2013. URL <https://arxiv.org/abs/1305.6000>.
- Cynthia Dwork, Frank McSherry, Kobbi Nissim, and Adam Smith. Calibrating noise to sensitivity in private data analysis. In *Theory of cryptography conference*, pages 265–284. Springer, 2006.
- Cynthia Dwork, Aaron Roth, et al. The algorithmic foundations of differential privacy. *Found. Trends Theor. Comput. Sci.*, 9(3-4):211–407, 2014.
- Jerome Friedman, Jon Bentley, and Raphael Finkel. An algorithm for finding best matches in logarithmic expected time. *ACM Trans. Math. Softw.*, 3:209–226, 09 1977. doi: 10.1145/355744.355745.
- Lorenzo Frigerio, Anderson Santana de Oliveira, Laurent Gomez, and Patrick Duverger. Differentially private generative adversarial networks for time series, continuous, and discrete open data. In Gurpreet Dhillon, Fredrik Karlsson, Karin Hedström, and André Zúquete, editors, *ICT Systems Security and Privacy Protection - 34th IFIP TC 11 International Conference, SEC 2019, Lisbon, Portugal, June 25-27, 2019, Proceedings*, volume 562 of *IFIP Advances in Information and Communication Technology*, pages 151–164. Springer, 2019. doi: 10.1007/978-3-030-22312-0_11. URL https://doi.org/10.1007/978-3-030-22312-0_11.
- Ian J. Goodfellow, Jean Pouget-Abadie, Mehdi Mirza, Bing Xu, David Warde-Farley, Sherjil Ozair, Aaron C. Courville, and Yoshua Bengio. Generative adversarial nets. In Zoubin Ghahramani, Max Welling, Corinna Cortes, Neil D. Lawrence, and Kilian Q. Weinberger, editors, *Advances in Neural Information Processing Systems 27: Annual Conference on Neural Information Processing Systems 2014, December 8-13 2014, Montreal, Quebec, Canada*, pages 2672–2680, 2014. URL <https://proceedings.neurips.cc/paper/2014/hash/5ca3e9b122f61f8f06494c97b1afccf3-Abstract.html>.
- Frederik Harder, Kamil Adamczewski, and Mijung Park. DP-MERF: differentially private mean embeddings with random features for practical privacy-preserving data generation. In Arindam Banerjee and Kenji Fukumizu, editors, *The 24th International Conference on Artificial Intelligence and Statistics, AISTATS 2021, April 13-15, 2021, Virtual Event*, volume 130 of *Proceedings of Machine Learning Research*, pages 1819–1827. PMLR, 2021. URL <http://proceedings.mlr.press/v130/harder21a.html>.
- Moritz Hardt, Katrina Ligett, and Frank Mcsherry. A simple and practical algorithm for differentially private data release. In F. Pereira, C.J. Burges, L. Bottou, and K.Q. Weinberger, editors, *Advances in Neural Information Processing Systems*, volume 25. Curran Associates, Inc., 2012. URL <https://proceedings.neurips.cc/paper/2012/file/208e43f0e45c4c78cafadb83d2888cb6-Paper.pdf>.
- Piotr Indyk and Rajeev Motwani. Approximate nearest neighbors: Towards removing the curse of dimensionality. In Jeffrey Scott Vitter, editor, *Proceedings of the Thirtieth Annual ACM Symposium on the Theory of Computing, Dallas, Texas, USA, May 23-26, 1998*, pages 604–613. ACM, 1998. doi: 10.1145/276698.276876. URL <https://doi.org/10.1145/276698.276876>.
- James Jordon, Jinsung Yoon, and Mihaela van der Schaar. PATE-GAN: generating synthetic data with differential privacy guarantees. In *7th International Conference on Learning Representations, ICLR 2019, New Orleans, LA, USA, May 6-9, 2019*. OpenReview.net, 2019. URL <https://openreview.net/forum?id=S1zk9iRqF7>.
- James Jordon, Lukasz Szpruch, Florimond Houssiau, Mirko Bottarelli, Giovanni Cherubin, Carsten Maple, Samuel N. Cohen, and Adrian Weller. Synthetic data – what, why and how?, 2022.
- Gautam Kamath, Jerry Li, Vikrant Singhal, and Jonathan R. Ullman. Privately learning high-dimensional distributions. *CoRR*, abs/1805.00216, 2018. URL <http://arxiv.org/abs/1805.00216>.
- Béatrice Laurent and Pascal Massart. Adaptive estimation of a quadratic functional by model selection. *Annals of Statistics*, 28:1302–1338, 2000.
- Noman Mohammed, Rui Chen, Benjamin C. M. Fung, and Philip S. Yu. Differentially private data release for data mining. In Chid Apté, Joydeep Ghosh, and Padhraic Smyth, editors, *Proceedings of the 17th ACM SIGKDD International Conference on Knowledge Discovery and Data Mining, San Diego, CA, USA, August 21-24, 2011*, pages 493–501. ACM, 2011. doi: 10.1145/2020408.2020487. URL <https://doi.org/10.1145/2020408.2020487>.
- Nicolas Papernot, Martín Abadi, Úlfar Erlingsson, Ian Goodfellow, and Kunal Talwar. Semi-supervised knowledge transfer for deep learning from private training data, 2016. URL <https://arxiv.org/abs/1610.05755>.
- Nicolas Papernot, Shuang Song, Ilya Mironov, Ananth Raghunathan, Kunal Talwar, and Úlfar Erlingsson. Scalable private learning with pate, 2018. URL <https://arxiv.org/abs/1802.08908>.
- Noseong Park, Mahmoud Mohammadi, Kshitij Gorde, Sushil Jajodia, Hongkyu Park, and Youngmin Kim. Data

- synthesis based on generative adversarial networks. *Proc. VLDB Endow.*, 11(10):1071–1083, 2018. doi: 10.14778/3231751.3231757. URL <http://www.vldb.org/pvldb/vol11/p1071-park.pdf>.
- Jeff M. Phillips and Wai Ming Tai. Near-optimal coresets of kernel density estimates. *Discret. Comput. Geom.*, 63(4):867–887, 2020. doi: 10.1007/s00454-019-00134-6. URL <https://doi.org/10.1007/s00454-019-00134-6>.
- Wahbeh H. Qardaji, Weining Yang, and Ninghui Li. Differentially private grids for geospatial data. In Christian S. Jensen, Christopher M. Jermaine, and Xiaofang Zhou, editors, *29th IEEE International Conference on Data Engineering, ICDE 2013, Brisbane, Australia, April 8-12, 2013*, pages 757–768. IEEE Computer Society, 2013. doi: 10.1109/ICDE.2013.6544872. URL <https://doi.org/10.1109/ICDE.2013.6544872>.
- Parikshit Ram and Alexander Gray. Which space partitioning tree to use for search? *Advances in Neural Information Processing Systems*, 26, 2013.
- Raif M. Rustamov. Closed-form expressions for maximum mean discrepancy with applications to wasserstein auto-encoders. *Stat*, 10(1):e329, 2021. doi: <https://doi.org/10.1002/sta4.329>. URL <https://onlinelibrary.wiley.com/doi/abs/10.1002/sta4.329>. e329 sta4.329.
- Reihaneh Torkzadehmahani, Peter Kairouz, and Benedict Paten. DP-CGAN: differentially private synthetic data and label generation. In *IEEE Conference on Computer Vision and Pattern Recognition Workshops, CVPR Workshops 2019, Long Beach, CA, USA, June 16-20, 2019*, pages 98–104. Computer Vision Foundation / IEEE, 2019. doi: 10.1109/CVPRW.2019.00018. URL http://openaccess.thecvf.com/content_CVPRW_2019/html/CV-COPS/Torkzadehmahani_DP-CGAN_Differentially_Private_Synthetic_Data_and_Label_Generation_CVPRW_2019_paper.html.
- Yonghui Xiao, Li Xiong, Liyue Fan, Slawomir Goryczka, and Haoran Li. Dpcube: Differentially private histogram release through multidimensional partitioning. *Trans. Data Priv.*, 7(3):195–222, 2014. URL <http://www.tdp.cat/issues11/abs.a136a13.php>.
- Liyang Xie, Kaixiang Lin, Shu Wang, Fei Wang, and Jiayu Zhou. Differentially private generative adversarial network. *CoRR*, abs/1802.06739, 2018. URL <http://arxiv.org/abs/1802.06739>.
- Jun Zhang, Xiaokui Xiao, and Xing Xie. Privtree: A differentially private algorithm for hierarchical decompositions. In Fatma Özcan, Georgia Koutrika, and Sam Madden, editors, *Proceedings of the 2016 International Conference on Management of Data, SIGMOD Conference 2016, San Francisco, CA, USA, June 26 - July 01, 2016*, pages 155–170. ACM, 2016. doi: 10.1145/2882903.2882928. URL <https://doi.org/10.1145/2882903.2882928>.
- Tianqing Zhu, Gang Li, Wanlei Zhou, and Philip S. Yu. Differentially private data publishing and analysis: A survey. *IEEE Transactions on Knowledge and Data Engineering*, 29(8):1619–1638, 2017. doi: 10.1109/TKDE.2017.2697856.

A SOME AUXILIARY RESULTS

Remark 1. For $X \sim \text{LAP}(2/\epsilon)$, we have

$$\Pr[X \geq \alpha] = \frac{1}{2}e^{-\frac{\alpha}{2/\epsilon}}.$$

Remark 2. As a consequence of Remark 1, for $X \sim \text{LAP}(2/\epsilon)$, we have

$$\Pr\left[|X| \geq \frac{4C \log n}{\epsilon}\right] = n^{-2C}.$$

Remark 3. Let $X \sim \text{LAP}(2/\epsilon)$, then we have

$$\mathbf{E}[|X|] = \frac{1}{\epsilon}.$$

Remark 4 (Laurent and Massart [2000]). Let $Y := \sum_{k=1}^d Z_k^2$, where $Z_k \sim \mathcal{N}(0, 1)$ are i.i.d. random variables. Then

$$\Pr\left[Y \geq d + 2\sqrt{dx} + 2x\right] \leq e^{-x}, \forall x > 0$$

Corollary 12. Let $Y := \sum_{k=1}^d Z_k^2$, where $Z_k \sim \mathcal{N}(0, \sigma^2)$ are i.i.d. random variables. Then

$$\Pr\left[Y/\sigma^2 \geq 2d + 3x\right] \leq \Pr\left[Y/\sigma^2 \geq d + 2\sqrt{dx} + 2x\right] \leq e^{-x}, \forall x > 0$$

Corollary 13. For any $X \sim \mathcal{N}(\mathbf{c}, \sigma^2 I)$, we have

$$\Pr\left[\|X - \mathbf{c}\|_2 \geq \sigma\sqrt{2d + 3x}\right] \leq e^{-x}$$

Lemma 14 (Chernoff bounds). Let X_1, X_2, \dots, X_n be independent binary random variables. Define $Y := \sum_{i=1}^n X_i$ and $\mu := \mathbb{E}[Y]$. Then, for any $\delta > 0$ and

$$\Pr[|Y - \mu| > \delta\mu] \leq 2 \exp(-\delta^2\mu/4).$$

B DATA INDEPENDENT APPROACH: $t = 0$ CASE

Lemma 15 (Perturbation bound for Gaussian kernel). For Gaussian kernel given by $K(\mathbf{x}, \mathbf{y}) = e^{-\frac{\|\mathbf{x}-\mathbf{y}\|_2^2}{2}}$, $\mathbf{x}, \mathbf{y} \in \mathbb{R}^d$, if $\mathbf{x} \in \mathbb{R}^d$ and $\mathbf{x}' \in \mathbb{R}^d$ are such that $\|\mathbf{x} - \mathbf{x}'\|_2 \leq \alpha$, then:

$$\max_{\mathbf{y} \in \mathbb{R}^d} |K(\mathbf{x}, \mathbf{y}) - K(\mathbf{x}', \mathbf{y})| \leq \min(1, \frac{\alpha}{\sqrt{e}})$$

Proof. First, by triangle inequality and the assumption that $\|\mathbf{x} - \mathbf{x}'\|_2 \leq \alpha$, we have

$$\|\mathbf{x} - \mathbf{y}\|_2 - \|\mathbf{x}' - \mathbf{y}\|_2 \leq \|\mathbf{x} - \mathbf{x}'\|_2 \leq \alpha. \quad (3)$$

For $f(x) = e^{-\frac{x^2}{2}}$, we have

$$\max_{x \in \mathbb{R}} |f'(x)| = \frac{1}{\sqrt{e}}, \quad (4)$$

and thus

$$\max_{\mathbf{y} \in \mathbb{R}^d} |K(\mathbf{x}, \mathbf{y}) - K(\mathbf{x}', \mathbf{y})| \leq \frac{\alpha}{\sqrt{e}}.$$

It remains to note that $0 \leq K(\mathbf{x}, \mathbf{y}) \leq 1$ and thus also $\max_{\mathbf{y} \in \mathbb{R}^d} |K(\mathbf{x}, \mathbf{y}) - K(\mathbf{x}', \mathbf{y})| \leq 1$. \square

Lemma 16 (Error analysis of rounding to centers). *Let $P \subset \mathbb{R}^d$ be the input dataset and let $P' := \{(c_1, v_1), \dots, (c_J, v_J)\}$, where vector of J point counts $\mathbf{v} \in \mathbb{R}^J$, and centers of J bins c_1, \dots, c_J are defined in lines 7 and 8 of Algorithm 1, respectively. Then for the KDE metric between P' and P we have*

$$\sup_{x \in \mathbb{R}^d} |\text{KD}_{P'}(x) - \text{KD}_P(x)| \leq \max\left(\frac{w\sqrt{d}}{2\sqrt{e}}, 1\right). \quad (5)$$

Proof. For any point $x \in \mathbb{R}^d$ that belongs to a bin with a center $c \in \mathbb{R}^d$ we have

$$\|x - c\|_2 \leq \frac{w\sqrt{d}}{2}.$$

Plugging the above bound in Lemma 15 completes the proof. \square

Lemma 17. *If total number of bins J in Algorithm 1 is such that $J \leq n^C$, then for each bin $i \in [J]$, the noise term $\mathbf{w}_i = \tilde{\mathbf{v}}_i - \mathbf{v}_i$ added in step 9 is such that*

$$\mathbf{w}_i \leq \frac{4C \log n}{\epsilon},$$

with probability at least $1 - \frac{1}{n^C}$.

Proof. This is a consequence of Remark 2 and union bound argument. \square

Lemma 18 (Bound on the total noisy count). *For J -dimensional vector of noisy point counts $\tilde{\mathbf{v}}$ defined in line 9 of Algorithm 1, with probability at least $1 - \frac{1}{n^C}$ we have*

$$n - \frac{4CJ \log n}{\epsilon} \leq |\tilde{\mathbf{v}}| \leq n + \frac{4CJ \log n}{\epsilon}.$$

Proof. This is a consequence of Lemma 17 and the fact that initial size of dataset is n . \square

Lemma 19 (Error analysis of noise addition). *Let $P' := \{(c_1, v_1), \dots, (c_J, v_J)\}$, where vector of J point counts $\mathbf{v} \in \mathbb{R}^J$, and centers of J bins c_1, \dots, c_J are defined in lines 7 and 8 of Algorithm 1, respectively. Let $Q := \{(c_1, \tilde{\mathbf{v}}_1), (c_2, \tilde{\mathbf{v}}_2), \dots, (c_J, \tilde{\mathbf{v}}_J)\}$ be the noisy output of the algorithm. Then with probability at least $1 - \frac{1}{n^C}$ we have*

$$\sup_{x \in \mathbb{R}^d} |\text{KD}_Q(x) - \text{KD}_{P'}(x)| \leq \frac{8CJ \log n}{\epsilon n - 4CJ \log n}. \quad (6)$$

Proof. For any $x \in \mathbb{R}^d$ we have

$$\begin{aligned} |\text{KD}_Q(x) - \text{KD}_{P'}(x)| &= \left| \frac{1}{|\tilde{\mathbf{v}}|} \sum_{i=1}^J \tilde{\mathbf{v}}_i K(c_i, x) - \frac{1}{|\mathbf{v}|} \sum_{i=1}^J \mathbf{v}_i K(c_i, x) \right| \\ &= \frac{1}{n} \left| \sum_{i=1}^J K(c_i, x) \left(\frac{n}{|\tilde{\mathbf{v}}|} \tilde{\mathbf{v}}_i - \mathbf{v}_i \right) \right| \\ &\leq \frac{1}{n} \sum_{i=1}^J \left| \frac{n}{|\tilde{\mathbf{v}}|} \tilde{\mathbf{v}}_i - \mathbf{v}_i \right| \end{aligned}$$

where the second equality is the consequence of the fact that the point count in the original dataset is n , i.e. $|\mathbf{v}| = n$, and the inequality follows from $K(c_i, x) \leq 1$. Let \mathbf{w}_i denote the noise added to the i th bin's point count in step 9 of Algorithm 1, so

that $\mathbf{w}_i = \tilde{\mathbf{v}}_i - \mathbf{v}_i$. Then we have

$$\begin{aligned} |\text{KD}_Q(x) - \text{KD}_{P'}(x)| &\leq \frac{1}{n} \sum_{i=1}^J \left| \mathbf{v}_i \left(\frac{n}{|\tilde{\mathbf{v}}|} - 1 \right) + \frac{n}{|\tilde{\mathbf{v}}|} \mathbf{w}_i \right| \\ &\leq \frac{1}{n} \sum_{i=1}^J \left| \mathbf{v}_i \left(\frac{n}{|\tilde{\mathbf{v}}|} - 1 \right) \right| + \frac{1}{n} \sum_{i=1}^J \left| \frac{n}{|\tilde{\mathbf{v}}|} \mathbf{w}_i \right| \end{aligned} \quad (7)$$

$$\leq \left| \frac{n}{|\tilde{\mathbf{v}}|} - 1 \right| + \sum_{i=1}^J \left| \frac{1}{|\tilde{\mathbf{v}}|} \mathbf{w}_i \right| \quad (8)$$

where the second inequality is the triangle inequality and the last one follows as $|\mathbf{v}| = n$. Since $\mathbf{w}_i \sim \text{LAP}(2/\epsilon)$, by Lemma 18 we have

$$\begin{aligned} |\text{KD}_Q(x) - \text{KD}_{P'}(x)| &\leq \left| \frac{n}{n - \frac{4CJ \log n}{\epsilon}} - 1 \right| + \frac{1}{n - \frac{4CJ \log n}{\epsilon}} \sum_{i=1}^J |\mathbf{w}_i| \\ &\leq \frac{n}{n - \frac{4CJ \log n}{\epsilon}} - 1 + \frac{1}{n - \frac{4CJ \log n}{\epsilon}} \frac{4CJ \log n}{\epsilon} \end{aligned} \quad (9)$$

$$= \frac{8CJ \log n}{\epsilon n - 4CJ \log n}. \quad (10)$$

with probability $1 - \frac{1}{n^C}$. The second inequality is the consequence of Lemma 17. \square

Proof of Theorem 3: This is a consequence of Lemma 16 and Lemma 19 for C such that $\delta = \frac{1}{n^C}$. Triangle inequality completes the proof. \square

C DATA INDEPENDANT APPROACH: $t > 0$ CASE

Lemma 20 (Algorithm 1 filters out all $t/2$ -light bins). *If for $t = \frac{8C \log n}{\epsilon}$ and the total number of bins J we have $J \leq n^C$ for some constant C , then with probability at least $1 - \frac{1}{2}n^{-C}$ all $t/2$ -light bins will be filtered out by step 10 of Algorithm 1.*

Proof. For $t = \frac{8C \log n}{\epsilon}$, since we are adding $\text{Lap}(2/\epsilon)$ noise the probability of a bin with point count less than $t/2$ having noisy point count more than t is upper bounded by $\frac{1}{2}n^{-2C}$ (see Remark 2).

Union bound over $J \leq n^C$ bins completes the proof. \square

Lemma 21 (Algorithm 1 does not filter any $3t/2$ -heavy bins). *If for $t = \frac{8C \log n}{\epsilon}$ and the total number of bins J we have $J \leq n^C$ for some constant C , then with probability at least $1 - \frac{1}{2}n^{-C}$ no $3t/2$ -heavy bin gets filtered out by step 10 of Algorithm 1. Algorithm 1 does not filter any $3t/2$ -heavy bin with probability at least $1 - \frac{1}{2}n^{-C}$.*

Proof. For $t = \frac{8C \log n}{\epsilon}$, since we are adding $\text{Lap}(2/\epsilon)$ noise the probability of a bin with point count at least $3t/2$ having noisy point count less than t is upper bounded by $\frac{1}{2}n^{-2C}$ (see Remark 2). Union bound argument over $J < n^C$ bins completes the proof. \square

Lemma 22 (Noisy point counts). *If for $t = \frac{8C \log n}{\epsilon}$ and the total number of bins J we have $J \leq n^C$ for some constant C , then for J -dimensional vector of noisy point counts $\tilde{\mathbf{v}}$ defined in line 9 of Algorithm 1, with probability at least $1 - \frac{1}{n^C}$ we have*

$$n - m - \frac{4CM \log n}{\epsilon} \leq |\tilde{\mathbf{v}}| \leq n + \frac{4CM \log n}{\epsilon},$$

where M and m denote the total number of $t/2$ -heavy bins and the total number of points in $3t/2$ -light bins, respectively.

Proof. Let $F := \{i : \mathbf{v}_i > 0, \tilde{\mathbf{v}}_i = 0\}$, $Z := \{i : \mathbf{v}_i = 0, \tilde{\mathbf{v}}_i = 0\}$ and $H := \{i : \tilde{\mathbf{v}}_i > 0\}$ denote the set of non empty bins that are filtered out, the set of empty bins that are filtered out and the set of bins that survive filtering, respectively. Note that every bin belongs to one of the three sets i.e. $[J] = F \cup Z \cup H$. We have

$$\begin{aligned}
|\tilde{\mathbf{v}}| &= \sum_{i=1}^J \tilde{\mathbf{v}}_i \\
&= \sum_{i \in F} \tilde{\mathbf{v}}_i + \sum_{i \in Z} \tilde{\mathbf{v}}_i + \sum_{i \in H} \tilde{\mathbf{v}}_i \\
&= \sum_{i \in H} \tilde{\mathbf{v}}_i \\
&\leq |\mathbf{v}| + |H| \cdot \frac{4C \log n}{\epsilon} \\
&\leq n + \frac{4CM \log n}{\epsilon},
\end{aligned}$$

where the third equality follows by definition of F and Z , and the first inequality is the consequence of Lemma 17. The last inequality follows from $|\mathbf{v}| = n$ and the consequence of Lemma 20 which gives that with probability at least $1 - \frac{1}{2}n^{-C}$ any bin that survives filtering is $t/2$ -heavy i.e. $|H| \leq M$. On the other hand, we also have

$$\begin{aligned}
|\tilde{\mathbf{v}}| &= \sum_{i=1}^J \tilde{\mathbf{v}}_i \\
&= \sum_{i \in H} \tilde{\mathbf{v}}_i \\
&\geq \sum_{i \in H} \mathbf{v}_i - |H| \cdot \frac{4C \log n}{\epsilon} \\
&\geq \sum_{i \in H} \mathbf{v}_i - \frac{4CM \log n}{\epsilon} \\
&\geq n - m - \frac{4CM \log n}{\epsilon}
\end{aligned}$$

where again second equality comes from the definition of F and Z , and the first inequality is the consequence of Lemma 17 and the second inequality follows from $|H| \leq M$ as above. Finally, the last inequality is the consequence of Lemma 21 which gives us that with probability at least $1 - \frac{1}{2}n^{-C}$ any bin that gets filtered out is $3t/2$ -light and so the total number of filtered out points is upper bounded by m . This means that the total number of points in bins that survive filtering is at least $n - m$ i.e. $\sum_{i \in H} \mathbf{v}_i \geq |\mathbf{v}| - m \geq n - m$. Union bound argument completes the proof. \square

Now, we analyze the error between kernel density induced by Q and P' . For any $q \in \mathbb{R}^d$ we have

Lemma 23. *Let $P' := \{(c_1, v_1), \dots, (c_J, v_J)\}$, where v, c are defined as in lines 7 and 8 of Algorithm 1. For $t = \frac{8C \log n}{\epsilon}$ and the total number of bins $J \leq n^C$, with probability $1 - n^{-C}$ we have*

$$\sup_{x \in \mathbb{R}^d} |\text{KD}_Q(x) - \text{KD}_{P'}(x)| \leq \frac{\epsilon m + 8CM \log n}{\epsilon n - \epsilon m - 4CJ \log n} + \frac{m}{n}. \quad (11)$$

Proof. Let $H := \{i : \tilde{\mathbf{v}}_i > 0\}$ denote the bins that survive filtering step. We have

$$\begin{aligned}
|\text{KD}_Q(x) - \text{KD}_{P'}(x)| &= \left| \frac{1}{|\tilde{\mathbf{v}}|} \sum_{i=1}^J \tilde{\mathbf{v}}_i K(c_i, x) - \frac{1}{|\mathbf{v}|} \sum_{i=1}^J \mathbf{v}_i K(c_i, x) \right| \\
&= \frac{1}{n} \left| \sum_{i=1}^J K(c_i, x) \left(\frac{n}{|\tilde{\mathbf{v}}|} \tilde{\mathbf{v}}_i - \mathbf{v}_i \right) \right| \\
&\leq \frac{1}{n} \sum_{i=1}^J \left| \frac{n}{|\tilde{\mathbf{v}}|} \tilde{\mathbf{v}}_i - \mathbf{v}_i \right| \\
&\leq \frac{1}{n} \left(\sum_{i \in H} \left| \frac{n}{|\tilde{\mathbf{v}}|} \tilde{\mathbf{v}}_i - \mathbf{v}_i \right| + \sum_{i \notin H} |\mathbf{v}_i| \right) \\
&\leq \frac{1}{n} \left(\sum_{i \in H} \left| \frac{n}{|\tilde{\mathbf{v}}|} \tilde{\mathbf{v}}_i - \mathbf{v}_i \right| + m \right)
\end{aligned}$$

where the second equality holds since $|\mathbf{v}| = n$, and the first inequality is the consequence of $K(c_i, x) \leq 1$. The second inequality follows by the definition of H , and the final one is the consequence of Lemma 21, as with probability at least $1 - \frac{1}{2}n^{-C}$ any bin that is filtered out must be $3t/2$ -light. Let $\mathbf{w}_i = \tilde{\mathbf{v}}_i - \mathbf{v}_i$, then $\mathbf{w}_i \sim \text{LAP}(2/\epsilon)$. Then we further have

$$\begin{aligned}
|\text{KD}_Q(x) - \text{KD}_{P'}(x)| &\leq \frac{1}{n} \left(\sum_{i \in H} \left| \frac{n}{|\tilde{\mathbf{v}}|} \tilde{\mathbf{v}}_i - \mathbf{v}_i \right| + m \right) \tag{12} \\
&\leq \frac{1}{n} \left(\sum_{i \in H} |\mathbf{v}_i| \left(\frac{n}{|\tilde{\mathbf{v}}|} - 1 \right) + \frac{n}{|\tilde{\mathbf{v}}|} \sum_{i \in H} |\mathbf{w}_i| + m \right) \\
&\leq \frac{1}{n} \left(\sum_{i \in H} |\mathbf{v}_i| \left(\frac{n}{|\tilde{\mathbf{v}}|} - 1 \right) \right) + \frac{1}{n} \sum_{i \in H} \left| \frac{n}{|\tilde{\mathbf{v}}|} \mathbf{w}_i \right| + m \\
&\leq \left| \frac{n}{|\tilde{\mathbf{v}}|} - 1 \right| + \sum_{i \in H} \left| \frac{1}{|\tilde{\mathbf{v}}|} \mathbf{w}_i \right| + \frac{m}{n}
\end{aligned}$$

where the third is the triangle inequality and the last one follows since $|\mathbf{v}| = n$. Let $n' := n - m - \frac{4CM \log n}{\epsilon}$. By Lemma 22 with probability $1 - n^{-C}$ we have

$$\begin{aligned}
|\text{KD}_Q(x) - \text{KD}_{P'}(x)| &\leq \left| \frac{n}{n'} - 1 \right| + \frac{1}{n'} \sum_{i=1}^J |\mathbf{w}_i| + \frac{m}{n} \\
&\leq \frac{n}{n'} - 1 + \frac{4CM \log n}{n' \epsilon} + \frac{m}{n} \\
&= \frac{\epsilon m + 8CM \log n}{\epsilon n - \epsilon m - 4CJ \log n} + \frac{m}{n}. \tag{13}
\end{aligned}$$

where the second inequality holds by Lemma 17 □

Proof of Theorem 5:

As a consequence of triangle inequality and Lemmas 16 and 23, for C such that $\delta = n^{-C}$ we have

$$\begin{aligned}
\sup_{x \in \mathbb{R}^d} |\text{KD}_P(q) - \text{KD}_Q(q)| &\leq \frac{\epsilon m + 8CM \log n}{\epsilon n - \epsilon m - 4CM \log n} + \frac{m}{n} + \frac{w\sqrt{d}}{2\sqrt{e}} \\
&= \frac{\epsilon m + 8M \log \frac{1}{\delta}}{\epsilon n - \epsilon m - 4M \log \frac{1}{\delta}} + \frac{m}{n} + \frac{w\sqrt{d}}{2\sqrt{e}}.
\end{aligned}$$

This completes the proof. □

D SPECIAL CASE: ORIGINAL DATASET FROM MIXTURE OF GAUSSIANS

Lemma 24. *If $r > 0$, $C > 0$ are such that $\frac{nw^d}{(2\pi\sigma^2)^{d/2}} e^{-\frac{(r/2)^2}{2\sigma^2}} > \frac{2C \log n}{\epsilon}$, then $r \leq 3\sigma \sqrt{\log n + d \log \left(\frac{w}{\sigma\sqrt{2\pi}} \right)}$.*

Proof. The condition of the lemma translates to

$$\begin{aligned} r &\leq 2\sqrt{2}\sigma \sqrt{\log \left(\frac{n}{2C \log n} \cdot \left(\frac{w}{\sigma\sqrt{2\pi}} \right)^d \right)} \\ &= 2\sqrt{2}\sigma \sqrt{\log n - \log \log n - \log 2C + d \log \left(\frac{w}{\sigma\sqrt{2\pi}} \right)} \\ &\leq 3\sigma \sqrt{\log n + d \log \left(\frac{w}{\sigma\sqrt{2\pi}} \right)} \end{aligned}$$

□

Lemma 25. *If $r > 0$, $C > 0$ are such that $\frac{nw^d}{(2\pi\sigma^2)^{d/2}} e^{-\frac{r^2}{\sigma^2}} < \frac{16C \log n}{\epsilon}$, then we have $r \geq \sigma \sqrt{\log(\epsilon n) - \log(16C \log n) + d \log \left(\frac{w}{\sigma\sqrt{2\pi}} \right)}$*

Proof. Condition on r translates to

$$\begin{aligned} r &\geq \sqrt{-\sigma^2 \log \left(\frac{16C \log n}{\epsilon n} \cdot \left(\frac{\sigma\sqrt{2\pi}}{w} \right)^d \right)} \\ &\geq \sigma \sqrt{\log \left(\frac{\epsilon n}{16C \log n} \cdot \left(\frac{w}{\sigma\sqrt{2\pi}} \right)^d \right)} \\ &= \sigma \sqrt{\log(\epsilon n) - \log(16C \log n) + d \log \left(\frac{w}{\sigma\sqrt{2\pi}} \right)}. \end{aligned}$$

□

Definition 26. *For a bin (hypercube) B and a point $y \in \mathbb{R}^d$, we define their distance as the ℓ_2 distance of the center of B to y .*

Lemma 27 (Upper bound on M). *For a dataset coming from a multivariate Gaussian with variance $\sigma^2 I$ in \mathbb{R}^d there are at most*

$$\left(\frac{6\sigma}{w} \sqrt{\log n + d \log \left(\frac{w}{\sigma\sqrt{2\pi}} \right) + 2} \right)^d$$

$t/2$ -heavy bins with arbitrary high probability.

Proof. Without loss of generality we assume that the mean of the distribution is the origin. Let B be a bin at distance r from the origin, and $x \in \mathbb{R}^d$ be a point inside B . For X from multivariate Gaussian we have

$$f(X = x) \leq \frac{1}{(2\pi\sigma^2)^{d/2}} e^{-\frac{(r - \frac{w\sqrt{d}}{2})^2}{2\sigma^2}}.$$

Hence, the expected number of points within B is upper bounded by $\frac{nw^d}{(2\pi\sigma^2)^{d/2}} e^{-\frac{(r-\frac{w\sqrt{d}}{2})^2}{2\sigma^2}}$. For r such that $w\sqrt{d} \leq r$, this is further upper bounded by $\frac{nw^d}{(2\pi\sigma^2)^{d/2}} e^{-\frac{(r/2)^2}{2\sigma^2}}$.

For simplicity of notation, let us introduce $\mu(r) = \frac{nw^d}{(2\pi\sigma^2)^{d/2}} e^{-\frac{(r/2)^2}{2\sigma^2}}$. If we assume that r is large enough so that $\mu(r) \leq 2C \log n$, Chernoff bounds (see Lemma 14) give us

$$\begin{aligned} \Pr[|B| \geq 4C \log n] &\leq 2e^{-\mu} \\ &\leq \frac{1}{n^{2C}}, \end{aligned}$$

where $|B|$ denotes the number of the points from the dataset within B . Thus if r is such that $\mu(r) > 2C \log n$, then bins at distance at least r from the origin are $t/2$ -light with probability at least $1 - \frac{1}{n^{2C}}$. Equivalently this means that all $t/2$ -heavy bins are at distance at most r from the origin.

By Lemma 24 the furthest bin that can be $t/2$ -heavy is at distance at most

$$3\sigma \sqrt{\log n + d \log \left(\frac{w}{\sigma\sqrt{2\pi}} \right)}$$

from the origin. It remains to note that the area of diameter α is covered by at most $\alpha/w + 2$ bins of width w on a single axis. Thus, the number of $t/2$ -heavy bins is bounded by

$$\left(\frac{6\sigma}{w} \sqrt{\log n + d \log \left(\frac{w}{\sigma\sqrt{2\pi}} \right)} + 2 \right)^d$$

with probability at least $1 - \frac{1}{n^{2C}}$. □

Lemma 28 (Upper bound on m). *For a dataset coming from a multivariate Gaussian with variance $\sigma^2 I$ in \mathbb{R}^d , when binning is done with widths such that $8 \leq \log(\frac{w}{\sigma\sqrt{2\pi}})$, there are at most $n^{2/3+o(1)}$ points in $3t/2$ -light bins with arbitrary high probability.*

Proof. Without loss of generality we assume that the mean of the distribution is the origin. Let B be a bin at distance r from the origin, and $x \in \mathbb{R}^d$ be a point inside B . For X from multivariate Gaussian we have

$$\frac{1}{(2\pi\sigma^2)^{d/2}} e^{-\frac{(r+\frac{w\sqrt{d}}{2})^2}{2\sigma^2}} \leq f(X = x).$$

Hence, the expected number of points within B is lower bounded by $\frac{nw^d}{(2\pi\sigma^2)^{d/2}} e^{-\frac{(r+\frac{w\sqrt{d}}{2})^2}{2\sigma^2}}$. For r such that $\frac{w\sqrt{d}}{2} \leq (\sqrt{2}-1)r$ we further have the lower bound of $\mathbb{E}[|B|] \geq \frac{nw^d}{(2\pi\sigma^2)^{d/2}} e^{-\frac{2r^2}{2\sigma^2}}$, where B denotes the number of points from the dataset within B .

For simplicity of notation let $\mu(r) = \frac{nw^d}{(2\pi\sigma^2)^{d/2}} e^{-\frac{r^2}{\sigma^2}}$. For r such that $\mu(r) \geq \frac{16C \log n}{\epsilon}$, Chernoff bounds (see Lemma 14) we have

$$\Pr \left[|B| \leq \frac{12C \log n}{\epsilon} \right] \leq \frac{1}{n^{2C}}.$$

Thus if r is such that $\mu(r) \geq \frac{16C \log n}{\epsilon}$ for some r , then bins at distance at most r are $3t/2$ -heavy with probability at least $1 - \frac{1}{n^{2C}}$. In other words, all $3t/2$ -light bins are at distance at least r . By Lemma 25, the smallest r such that all $3t/2$ -light bins are at distance at least r is $\sigma \sqrt{\log(\epsilon n) - \log(16C \log n) + d \log \left(\frac{w}{\sigma\sqrt{2\pi}} \right)}$.

From Corollary 13 it follows that the probability of a point taking distance at least $\sigma\sqrt{\log(\epsilon n) - \log(16C \log n) + d \log\left(\frac{w}{\sigma\sqrt{2\pi}}\right)}$ from the cluster center is

$$\Pr \left[X \geq \sigma \sqrt{2d + 3 \left(\frac{\log(\epsilon n) - \log(16C \log n) + d \log\left(\frac{w}{\sigma\sqrt{2\pi}}\right) - 2d}{3} \right)} \right] \leq \exp \left(- \frac{(\log(\epsilon n) - \log(16C \log n) + d \log\left(\frac{w}{\sigma\sqrt{2\pi}}\right) - 2)}{3} \right) \\ \leq \frac{(16C \log n)^{1/3} \cdot e^{-\frac{d}{3}(\log \frac{w}{\sigma\sqrt{2\pi}} - 2)}}{(\epsilon n)^{1/3}}$$

Let \mathcal{C}' be the set of points that are at least $\sigma\sqrt{2d + 3 \left(\frac{\log(\epsilon n) - \log(16C \log n) + d \log\left(\frac{w}{\sigma\sqrt{2\pi}}\right) - 2d}{3} \right)}$ far from the mean of the distribution i.e. origin. Any point in $3t/2$ -light bins belongs to \mathcal{C}' with probability at least $1 - \frac{1}{n^{2/3}}$. Chernoff bound (see Lemma 14) gives us

$$|\mathcal{C}'| \leq \epsilon^{-1/3} n^{2/3} (16C \log n)^{1/3} \cdot e^{-\frac{d}{3}(\log \frac{w}{\sigma\sqrt{2\pi}} - 2)}$$

with high probability. This completes the proof. \square

Proof of Theorem 6: From above analysis we have that the number of $t/2$ -heavy bins is bounded by

$$M = \left(\frac{6\sigma}{w} \sqrt{\log n + d \log\left(\frac{w}{\sigma\sqrt{2\pi}}\right) + 2} \right)^d$$

with high probability. We also have that the total number of points in $3t/2$ -light bins is upper bounded by $m = \epsilon^{-1/3} n^{2/3} (16C \log n)^{1/3} \cdot e^{-\frac{d}{3}(\log \frac{w}{\sigma\sqrt{2\pi}} - 2)}$. Thus we have

$$M = \left(\frac{6\sigma}{w} \sqrt{\log n + d \log\left(\frac{w}{\sigma\sqrt{2\pi}}\right) + 2} \right)^d \tag{14}$$

$$\leq \left(\frac{6\sigma}{w} \sqrt{2} \sqrt{\log n} + 2 \right)^d \tag{15}$$

$$\leq \left(\frac{12\sigma}{w} \right)^d (\log n)^{d/2} \tag{16}$$

where the first inequality follows by $n \geq \left(\frac{w}{\sigma\sqrt{2\pi}}\right)^d$ and the second also follows for large n . We have

$$\epsilon m + 8M \log \frac{1}{\delta} \leq \epsilon m + 8 \log \left(\frac{1}{\delta} \right) \cdot \left(\frac{12\sigma}{w} \right)^d (\log n)^{d/2} \tag{17}$$

$$\leq \frac{1}{2} \epsilon n \tag{18}$$

where the second inequality follows from condition $\frac{n}{(\log n)^{d/2}} > 16 \log \left(\frac{1}{\delta} \right) \cdot \left(\frac{12\sigma}{w} \right)^d$. Thus remains to apply Theorem 5 and we get

Lemma 29. For a dataset of size n , if the decision tree is data independent up to depth level h and data dependent in the remaining part, then the number of empty bins is upper bounded by

$$2^h + n(h' - h)$$

where h' denotes the total number of levels.

Proof. We need to upper bound the number of leaves for such binary tree. Since the binary tree is complete up to depth h , we have at most 2^h leaves at level h . Furthermore, for any non empty bin we can have at most $h' - h$ empty bins between depth $h + 1$ and h' . Thus, we have at most $n(h' - h)$ empty bins between depth $h + 1$ and h' . \square

Proof of Lemma 10: For a single empty bin, by Remark 1 we have

$$\Pr[\text{Lap}\left(\frac{2(h' - h)}{\epsilon}\right) \geq \tau] = \frac{1}{2} e^{-\frac{\tau}{2(h' - h)/\epsilon}}.$$

Thus for

$$\tau = \frac{2(h' - h)}{\epsilon} \log\left(\frac{1}{\delta} \cdot (2^h + n(h' - h))\right)$$

the right hand side is less than $\frac{\delta}{2^h + n(h' - h)}$. As a consequence of Lemma 29 there are at most $2^h + n(h' - h)$ empty bins and thus union bound argument completes the proof. \square

More implementation details: Our algorithm for implicitly sampling the empty bins proceeds as follows: in the recursion tree, from left to right, our algorithm first finds common ancestor for any two consecutive non-empty bins, say i 'th and $i + 1$ 'th and calls it i 'th common ancestor. Then, it calculates the number of empty bins between i 'th non-empty bin and i 'th common ancestor. And similarly, it calculates the number of empty bins between $i + 1$ 'th non-empty bin and i 'th common ancestor. Note that by the above-mentioned binomial distribution implicit sampling argument, one can apply a binomial distribution sampling technique to each of these numbers, and it is not hard to locate the sampled empty bins. Finally, we need to apply an implicit sampling technique to empty bins at level h . This is done similarly to the rejection sampling technique we mentioned in implicit implementation of data independent algorithm.

G EXPERIMENTS

G.1 EXPERIMENTAL SETTING FOR COMPARISON WITH Balog et al. [2018]

For both dimension 2 and 5, the dataset consists of $n = 100,000$ samples from a multivariate mixture of Gaussians. The mixture has 10 components, with mixing weights proportional to $(1, 1/2, \dots, 1/10)$, and their means are chosen from spherical Gaussian with mean $[100, \dots, 100]$ and covariance $200I$. Each point is simulated by first sampling the mixture component, and then sampling from a spherical Gaussian centered at the mean of the chosen mixture component and with covariance $30I$. For accuracy of the comparison, we did not re-sample the dataset and used the exact version in the code of Balog et al. [2018].

G.2 DEPENDENCY ON DATASET SIZE

Intuitively, it is easier to hide the contribution of an individual in a large set, compared to a small set, in kernel density. We show this empirically using three datasets with different dataset sizes, but the same underlying mixture of Gaussians parameters as the 5 dimensional datasets in the experiments section, see Figure 9. This experiment also shows that our algorithm is able to produce synthetic datasets with better minimum error when the size of the dataset, N , is larger. This dependency in N was also evident in our theoretical results in Theorem 5 and Theorem 6.

G.3 DEPENDENCY ON VARIANCE

Next, we show the effect of σ (see Theorem 6 for the definition of σ) in the mixture of Gaussians datasets. We consider two datasets with underlying mixture of Gaussians distributions in dimension 10, with $\sigma = 30$ and $\sigma = 3$ for each cluster. As expected, the simulation results presented in Figure 10 confirm that our algorithm performs better in the setting where clusters are more concentrated around a center, i.e., small σ case.

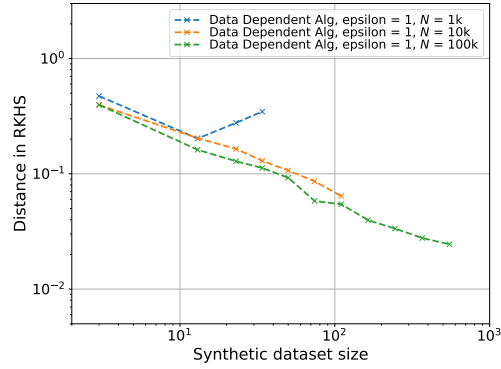


Figure 9: Using three 5 dimensional datasets with 1k, 10k and 100k data points, yet with the same underlying distribution parameters, we show that larger dataset size, N , naturally results in a better performance. Moreover, for larger N , our algorithm is capable of achieving better minimum error.

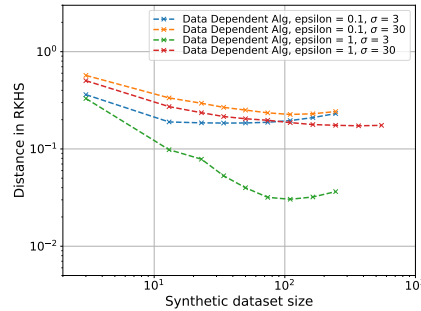


Figure 10: Performance comparison of our data dependent algorithm on 10-dimensional datasets with underlying mixture of Gaussians distribution with $\sigma = 3$ and $\sigma = 30$. Note that our algorithm performs better with smaller σ as predicted by our theory.

G.4 BINARY CLASSIFICATION

We use a dataset from a Kaggle competition <https://www.kaggle.com/datasets/mlg-ulb/creditcardfraud> with information of credit card transactions which were either fraudulent or not, which was also used in Harder et al. [2021]. This dataset has 31 categories, 30 numerical features and a binary label. Similarly to Harder et al. [2021], we use all but the first feature (Time).

For both our data dependent algorithm and DP-MERF [Harder et al., 2021], we use 80% of input data for synthetic data generation, for various privacy budgets ϵ . Synthetic data is then used to train 12 classifiers (see Table 1), which are tested on remaining 80% of input data.

For training DP-MERF synthesizers, we set parameters as in Harder et al. [2021], i.e. number of epochs 4000, number of Fourier features 5000, mini-batch size 0.5, undersampling rate 0.005. For our data dependent algorithm, we use undersampling rate of 0.005, and set the number of data independent levels to be equal to 30 and maximal number of levels to 60.

As comparison metrics, we use ROC (area under the receiver operating curve). Table 1 shows average ROC for our data dependent algorithm over 20 repetitions for each classifier, as well as average ROC over the classifiers. Table 2 shows average ROC over classifiers for DP-MERF with 5 repetitions for each classifier.

Although our data dependent algorithm does not outperform DP-MERF, its performance degrades slower for increasing privacy.

Table 1: Data dependent algorithm: ROC for various levels of privacy. Average over 20 repetitions.

	$\epsilon = 10$	$\epsilon = 1$	$\epsilon = 0.1$	$\epsilon = 0.01$
Logistic Regression	0.705	0.545	0.481	0.527
Gaussian Naive Bayes	0.562	0.563	0.479	0.547
Bernoulli Naive Bayes	0.495	0.564	0.497	0.521
Linear SVM	0.758	0.524	0.508	0.546
Decision Tree	0.676	0.611	0.519	0.532
LDA	0.518	0.580	0.480	0.542
Ada Boost	0.632	0.572	0.485	0.521
Bagging	0.673	0.579	0.518	0.508
Random Forest	0.663	0.594	0.530	0.543
GBM	0.631	0.582	0.521	0.523
Multi-layer perceptron	0.625	0.553	0.486	0.525
XGBoost	0.588	0.598	0.527	0.478
Average	0.627	0.572	0.503	0.526

Table 2: DP-MERF: ROC for various levels of privacy. Average over 5 repetitions.

	$\epsilon = 10$	$\epsilon = 1$	$\epsilon = 0.1$
Average	0.880	0.792	0.564

H APPROXIMATING GAUSSIAN DISTRIBUTION BY MIXTURE OF UNIFORMS

H.1 MMD

Let us assume that the data is arising from a Gaussian distribution and we are estimating with the samples $\{z_i\}_1^n$. The maximum-mean discrepancy (MMD) between the population P and the samples is given by:

$$\text{MMD}_u^2(\mathcal{N}_d, Q_n) = E_{x, x' \sim \mathcal{N}_d}[k(x, x')] - \frac{2}{n} \sum_{i=1}^n E_{x \sim \mathcal{N}_d}[k(x, z_i)] + \frac{1}{n(n-1)} \sum_{i=1}^n \sum_{j \neq i}^n k(z_i, z_j). \quad (22)$$

The expectations in the expression above can be computed analytically to yield the formula Rustamov [2021]:

$$\text{MMD}_u^2(\mathcal{N}_d, Q_n) = \left(\frac{\gamma^2}{2 + \gamma^2} \right)^{d/2} - \frac{2}{n} \left(\frac{\gamma^2}{1 + \gamma^2} \right)^{d/2} \sum_{i=1}^n e^{-\frac{\|z_i\|^2}{2(1+\gamma^2)}} + \frac{1}{n(n-1)} \sum_{i=1}^n \sum_{j \neq i}^n e^{-\frac{\|z_i - z_j\|^2}{2\gamma^2}}.$$

H.2 WIDTHS OF BINS

Let us assume that we have $2k + 1$ boxes to approximate the Gaussian distribution where we assume an odd number of boxes to apply symmetry arguments. The distributions are given by:

$$P(x) = \frac{1}{\sqrt{2\pi}} e^{-x^2/2} Q(x) = w_0 I_0 + \sum_{i=1}^k w_i I_i + \sum_{i=1}^k w_{-i} I_{-i} \quad (23)$$

where $I_i = I[(2i-1)C \leq x < (2i+1)C]$ and $\sum_{i=-k}^k w_i = 1$. The KL divergence between distributions is given by:

$$D_{KL}(P||Q) := - \int_{-\infty}^{\infty} p(x) \log \frac{p(x)}{q(x)} dx \quad (24)$$

and in particular for our setting is given by:

$$D_{KL}(Q||P) = \sum_{i=-k}^k w_i \log \frac{w_i}{2C} + \frac{1}{2} \log(2\pi) + \sum_{i=-k}^k \frac{w_i C^2}{6} (12i^2 + 1) \quad (25)$$

Using the KL bounds for measuring divergence, we are able to obtain the following weights and size of the boxes. Each box is of size given by $2c$ and placed at location $2ci$ for $i \in [-k, k]$. Applying the method of Lagrange multipliers, we can obtain the optimal box weights for a mixture of uniform distributions with respect to the Gaussian distribution:

$$w_0 = \frac{1}{1 + 2 \sum_{i=1}^k e^{-2i^2 c^2}} \quad (26)$$

$$w_i = w_0 e^{-2i^2 c^2} \quad \forall i \in [-k, k] \text{ and } i \neq 0 \quad (27)$$