

SPEECH EMOTION DIARIZATION: WHICH EMOTION APPEARS WHEN?

Yingzhi Wang¹, Mirco Ravanelli^{2,3,4}, Alya Yacoubi¹

¹Zaion Lab, Zaion, France

²Mila - Quebec AI Institute, Canada

³Université de Montréal, Canada

⁴Concordia University, Canada

ABSTRACT

Speech Emotion Recognition (SER) typically relies on utterance-level solutions. However, emotions conveyed through speech should be considered as discrete speech events with definite temporal boundaries, rather than attributes of the entire utterance. To reflect the fine-grained nature of speech emotions and to unify various fine-grained methods under a single objective, we propose a new task: Speech Emotion Diarization (SED). Just as Speaker Diarization answers the question of “*Who speaks when?*”, Speech Emotion Diarization answers the question of “*Which emotion appears when?*”. To facilitate the evaluation of the performance and establish a common benchmark, we introduce the Zaion Emotion Dataset (ZED), an openly accessible speech emotion dataset that includes non-acted emotions recorded in real-life conditions, along with manually annotated boundaries of emotion segments within the utterance. We provide competitive baselines and open-source the code and the pre-trained models.

Index Terms— speech emotion diarization, emotion recognition, Zaion Emotion Dataset, emotion diarization error rate

1. INTRODUCTION

Speech emotion recognition has consistently been regarded as a complex task, primarily owing to two factors: the subjective, complex, and temporally fine-grained expression of speech emotion and the difficulty in finding effective feature representations [1, 2, 3, 4]. In the past few years, the progress in deep learning has contributed to notable improvements in the performance of emotion recognition systems by leveraging highly effective features extracted from deep neural networks [5, 6, 7]. Rather than exploring the emotional feature representations, the main objective of this paper is to investigate the fine time granularity of speech emotions.

According to research in psychology, two of the most popular emotion modeling approaches can be distinguished: the categorical approach and the dimensional approach [1]. The dimensional approach [8, 9, 10] has increasingly gained widespread interest and attention because it can better reflect the complexity of some non-basic, subtle, and rather complex emotions like thinking and embarrassment. Frame-level solutions [11, 12] and datasets [13, 14, 15] based on the dimensional approach have been proposed to study the temporal interdependence of emotion states. Compared with the dimensional approach, the categorical approach [16] has been the most commonly adopted approach thanks to its universality, intuitiveness, and facility for annotation [4]. However, in terms of temporal granularity, the majority of the solutions still target utterance-



Fig. 1. Different goals for utterance-level Speech Emotion Recognition (SER) and Speech Emotion Diarization (SED). While the former focuses on recognizing the emotions conveyed in an entire utterance, the latter goes beyond by not only identifying the emotions but also accurately locating their boundaries.

level tasks [2, 4] and are evaluated on utterance-level datasets and with utterance-level metrics, despite the application of frame-level methodologies.

This paper focuses on the categorical modeling approach for fine-grained emotion recognition, an area that has received little research attention despite its long-recognized importance [17, 18]. Our work aims to address a major issue that has hindered extensive research into fine-grained emotion recognition. Specifically, we identified a lack of common benchmarks, with well-defined tasks, evaluation datasets and metrics. To address this gap, we propose a Speech Emotion Diarization (SED) task. While standard speech emotion recognition focuses on identifying the emotion that corresponds to a given utterance, the proposed Speech Emotion Diarization task aims to simultaneously identify the correct emotions and their corresponding boundaries. This task is particularly important for capturing the fine-grained nature of speech emotions and for providing a better causality of the emotion predictions. In the context of industrial applications, the Speech Emotion Diarization task presents an opportunity to gain greater precision in emotion analysis and to track the evolution of emotion over time. A comparison between standard utterance-level Speech Emotion Recognition and the proposed Speech Emotion Diarization can be found in Figure 1. Inspired by Diarization Error Rate (DER) which is commonly used in Speaker Diarization, we have defined the Emotion Diarization Error Rate (EDER) for the evaluation of the proposed SED task. We also release the Zaion Emotion Dataset (ZED), a fine-grained emotion dataset that is openly accessible to the research community. The ZED dataset includes discrete categorical labels for emotional segments within each utterance, as well as manually annotated bound-

aries for each emotion segment.

In summary, our work brings the following contributions to the field of fine-grained speech emotion recognition:

- We propose a Speech Emotion Diarization task that provides a clear and well-defined benchmark to unify various frame-level methods under a diarization objective.
- We introduce a novel evaluation metric, EDER, that takes into account both the quality of the emotion classification and the accuracy of the detection of emotion boundaries.
- We release the Zaion Emotion Dataset¹, a high-quality, manually-annotated, fine-grained emotion dataset that includes non-acted/in-the-wild emotions. The dataset is freely available to the research community, providing a common benchmark for evaluation and encouraging further research in this field.
- We open-source the code and the pre-trained models² on the popular SpeechBrain toolkit [19].

2. RELATED WORK

The concept of frame-level processing and dynamic modeling has a long-standing presence in the field of speech emotion recognition.

At an early stage, [20] investigated dynamic modeling at frame-level for speech emotion recognition, aiming to capture the important information on temporal sub-turn-layers. The frame-level information was classified by a Gaussian Mixture Model to output a frame-wise score. The output scores were added to a super-vector combined with static acoustic features and passed to an SVM for the final utterance-level classification task.

Then, driven by the advancements in deep learning, a widespread incorporation of deep neural networks has been witnessed in frame-level emotion recognition approaches. In [21] the authors calculated low-level features for frames and transformed this sequence of features to the sequence of probability distributions over the target emotion labels through a densely connected neural network. Then these probabilities were aggregated into utterance-level features using simple statistics for a final classification. [22] proposed a real-time SER system based on end-to-end deep learning, where a Deep Neural Network (DNN) was used to recognize emotions from a one-second frame of raw speech spectrogram. The system was evaluated at utterance-level by fusing frame-level predictions. Both [23] and [24] noticed the fact that different frames may have different contributions to the overall utterance-level emotion. They proposed attentional pooling strategies on top of DNN frame-level embeddings in order to focus on specific regions of a speech signal that are more emotionally salient. The speech frames were assigned different weights from the attention mechanism based on how emotional they were decided to be. The utilization of frame-wise weights in these works reflects the fact that researchers have begun to put more emphasis on exploring the fine granularity within speech emotions.

Furthermore, some works showed an emerging trend suggesting that a single emotion label is no longer sufficient to adequately describe the emotion complexity of a spoken utterance. [25] introduced a frame-based formulation of Speech Emotion Recognition to model intra-utterance dynamics. Instead of using only the utterance-level emotion class, the researchers added silence into the output classes since silence and unvoiced speech were not removed from the input

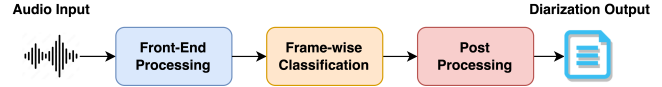


Fig. 2. Pipeline for speech emotion diarization system.

speech. The approach was evaluated with utterance-level accuracies. During inference, the intra-utterance emotion transitions were demonstrated with the posterior class probabilities. [17] took into account the problem that even the emotional utterance might contain non-emotional parts. The study designed intra-utterance emotion transition sequences and innovatively used a CTC method to predict the sequence of emotions within one spoken utterance. The emotion sequences were finally collapsed into one emotion label to meet the utterance-level evaluation.

As can be seen from the aforementioned literature, researchers have consistently applied frame-level methodologies in Speech Emotion Recognition and have acknowledged the significance of intra-utterance dynamics. However, a common constraint is that almost all the mainstream categorical datasets are annotated at utterance-level [26, 27, 28]. Besides, the absence of a unified fine-grained metric for assessing frame-level systems compounds this limitation. Consequently, the majority of the frame-level approaches had to aggregate the frame-level embeddings or predictions into utterance-level for performance evaluation. This practice results in a loss of the fine-grained nature of speech emotions that frame-level methods could potentially capture.

To address these restrictions, we introduce a fine-grained emotion recognition task together with a fine-grained emotion dataset. In addition, we propose a general metric that allows the evaluation of various frame-level approaches despite different frame lengths utilized. Through our work, we seek to accomplish two principal objectives:

- Reveal the fine temporal granularity brought by frame-level approaches by directly assessing them on a fine-grained task along with a fine-grained dataset and a fine-grained evaluation metric.
- At the same time, establish a common benchmark to compare the intra-utterance dynamic modeling capacities of different frame-level methods.

The proposed Speech Emotion Diarization task can be considered as a sub-task of the general Speech Emotion Recognition task, which is specially designed to more effectively accommodate frame-level processing/dynamic modeling methodologies.

3. SPEECH EMOTION DIARIZATION

The Speech Emotion Diarization task takes a spoken utterance as input and aims at identifying the presence of a pre-defined set of emotion candidates, while also determining the time intervals in which they appear. In the following, we describe the speech emotion diarization pipeline and the proposed evaluation metric.

3.1. Speech Emotion Diarization Pipeline

Figure 2 illustrates the proposed pipeline for Speech Emotion Diarization, which consists of three primary modules: front-end processing, frame-wise classification, and post-processing. The front-end processing module incorporates pre-processing techniques such

¹<https://zaion.ai/en/resources/zaion-lab-blog/zaion-emotion-dataset/>

²<https://github.com/speechbrain/speechbrain/tree/develop/recipes/>

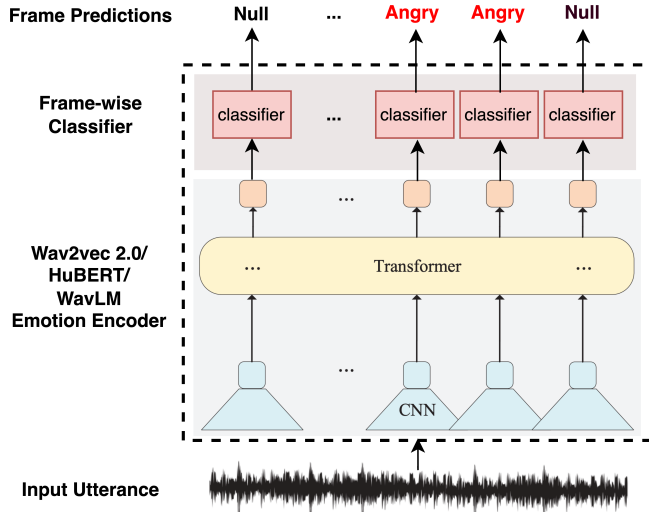


Fig. 3. The adopted frame-wise classification model is composed of a fine-grained emotional encoder and a frame-wise classifier.

as speech enhancement, dereverberation, source separation, and speech segmentation, which are utilized to improve the quality of the speech recordings and determine the appropriate input lengths before feeding the utterances into the frame-wise classification module. The frame-wise classifier predicts the emotional content on a frame-by-frame basis, allowing for a finer time granularity as opposed to classifying an entire input utterance. A model for frame-wise emotion classification is proposed in Figure 3, which employs an emotional encoder followed by a linear classifier. A challenge for fine-grained speech emotion recognition is that different emotional states can vary significantly in duration, with some lasting only a few frames while others could persist for longer periods. To accommodate variable-sized contexts, we adopted a standard self-attention mechanism [29] by integrating transformer blocks within the emotional encoder. Specifically, we leveraged modern self-supervised models (e.g., Wav2vec 2.0 [30], Hubert [31], and WavLM [32]), which have demonstrated superior performance across various tasks including speech emotion recognition [6, 33].

Finally, post-processing techniques can be used to improve the performance of the prediction. For example, the predictions can be filtered based on prior knowledge (e.g., number/position of emotion appearances), or a threshold can be applied to mask low-confidence predictions.

3.2. Evaluation Metric

The Emotion Diarization Error Rate (EDER) is specially designed to address the constraint of frame-level methods, which typically rely on utterance-level metrics for evaluation. Inspired by the Diarization Error Rate (DER) used for Speaker Diarization, we define EDER as follows:

$$EDER = \frac{FA + ME + CF + OL}{Utterance\ Duration} \quad (1)$$

As shown in Figure 4, the EDER consists of the following components:

- False Alarm (FA): The duration of non-emotional segments that are incorrectly predicted as emotional.

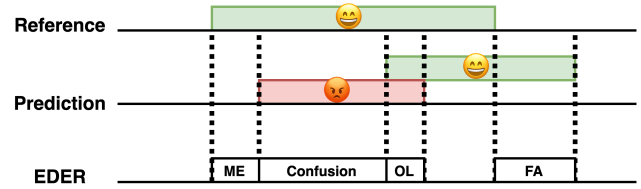


Fig. 4. The four components of the Emotion Diarization Error Rate (EDER).

- Missed Emotion (ME): The duration of emotional segments that are incorrectly predicted as non-emotional.
- Confusion (CF): The duration of emotional segments that are incorrectly assigned to another (other) emotion(s).
- Overlap (OL): The duration of non-overlapped emotional segments that are predicted to contain other overlapped emotions apart from the correct one.

Establishing a standard benchmark can be challenging due to the use of different frame lengths in different frame-level solutions. However, by comparing the endpoints of the predicted emotion intervals and the actual emotion intervals, EDER takes the impact of frame lengths into consideration. Commonly, given the equivalent recognition capabilities of the models, the adoption of a smaller frame size provides finer time resolution and can subsequently result in lower EDER. The EDER metric also serves as a motivating factor for frame-level methods to strive for increased frame-wise accuracy as well as finer granularity.

4. ZAION EMOTION DATASET

One of the major challenges in studying fine-grained speech emotion recognition is the limited availability of datasets. To meet this lack, we built and released the Zaion Emotion Dataset (ZED), which includes discrete emotion labels and boundaries of the emotional segments within each utterance.

4.1. Data Collection

We first collected emotional YouTube videos that were licensed under the Creative Commons license. These videos were then converted from their original formats to single-channel 16 kHz WAV files. The selected videos encompass a diverse range of emotional and interactive scenes, such as comedy shows, victim interviews, sports commentary, and more. In the selected scenes, the speakers were fully aware of the environment and the context of the conversation. The selected videos contain non-acted emotions recorded in real-life situations. This provides a unique set of challenges that are difficult to replicate in acted and laboratory conditions, offering a significant advantage in terms of dataset realism and relevance for industrial applications. Through the release of the ZED dataset, we aim to support the community in the evaluation and deployment of speech emotion recognition technologies in various real-life use cases.

4.2. Dataset Design

We included three most frequently identified basic emotions [34]: *happy*, *sad*, *angry*. We also added *neutral* to represent the non-

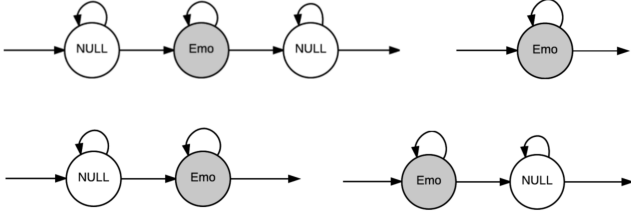


Fig. 5. The four valid transitional sequences of an utterance where a single emotional event occurs [17]. In the ZED dataset, the “Emo” label represents only one of the 3 emotions: happiness, sadness, or anger. The “Null” label represents neutral states.

emotional states that commonly exist in spoken utterances. In contrast to neutrality, the other three emotions are considered as speech events. Detecting them and their boundaries is the goal of the proposed Speech Emotion Diarization task. This task poses a significant challenge as the boundaries between different emotions are sometimes fuzzy even for human annotators. To alleviate this difficulty, we limited our focus to the utterances that contained only one emotional event. Figure 5 illustrates four possible transitional sequences for an utterance that exhibits only one emotional event [17]. Each utterance of the designed ZED dataset corresponds to one of the four sequences.

4.3. Annotation Protocol

The annotation of the ZED dataset was conducted in a multi-level strategy, involving three main sessions that progressed from coarse to fine granularity:

- utterance-level coarse-grained pre-selection,
- sub-utterance-level segmentation/annotation,
- frame-level boundary annotation.

First, the emotional speech recordings were segmented into utterances with a duration between 10 and 20 seconds. Three human experts worked on the utterance-level pre-selection by assigning a discrete emotion label to each utterance. Only those utterances annotated as *happy/sad/angry* were passed to the second session. In the second session, five professional annotators with linguistic backgrounds performed the sub-utterance-level annotation. The utterances were first manually segmented into sub-utterances (if any), and then a discrete emotion label was assigned to each sub-utterance by the annotators. The annotations from the first session were verified during this process. Finally, a frame-level annotation was carried out to determine the durations of each emotional segment by the five annotators mentioned above. When the emotional boundaries needed to be determined, the annotators were asked to specify a precise timestamp within a frame as an endpoint of the emotion segment. For each session, the assignment of the emotional labels was based on the consensus derived from the annotators’ subjective evaluations, a voting system was integrated to deal with the disagreements where the most voted category was selected as the final annotation. Only the utterances or sub-utterances that conform to the four sequences shown in Figure 5 were kept in the ZED dataset. Moreover, to reduce the negative impact of in-utterance silences on the quality of annotation, any utterance with silences longer than 0.2 seconds was excluded.

4.4. Dataset Statistics

Table 1 presents the overall statistics for the ZED dataset. It contains 180 utterances ranging from 1 to 15 seconds in duration and covers 73 speakers of different ages and genders. The proportion of the utterances corresponding to the three emotion categories is relatively balanced. Since there can be variations in the length of annotated emotion intervals across different annotators, we assessed the level of agreement by calculating the Fleiss’ Kappa over short frames of 0.01 seconds. The obtained frame-wise Fleiss’ Kappa is 0.81, which indicates a strong agreement among the five annotators. Additionally, the transcript of the speech content is also provided for each utterance.

Table 1. A summary of the overall statistics of the ZED dataset.

Language	English
Number of utterances	180
Total duration	17 minutes
Number of speakers	73
Age of speakers	20 to 70
Gender of speakers	52% female
% Happy	34%
% Sad	37%
% Angry	29%

The ZED dataset is currently a small dataset, making it not ideal for training purposes. However, the inclusion of real-life emotions as well as the high-quality, fine-grained annotations make it an exceptional dataset for evaluation.

5. EXPERIMENTS

5.1. Training Set

Since the current ZED dataset is not ideal for training, we constructed the training set using simulated data. We collected five English emotion datasets that are commonly used and annotated at utterance-level: IEMOCAP [26], RAVDESS [27], Emov-DB [35], ESD [36], and JL-CORPUS [37], and we only selected the recordings that were annotated as *happy, sad, angry, and neutral*. The selected recordings were resampled to 16 kHz and were pre-processed by a Voice Activity Detection (VAD) module to confirm that no audio files contained silences lasting more than 0.2 seconds. For each processed recording, we assumed that the utterance-level emotional label could be perfectly attributed to the entirety of the utterance. Then, to obtain the training set, we randomly concatenated the processed recordings from the same speaker into longer utterances according to the four sequences shown in Figure 5, assigning an equal probability of 0.25 to each. At last, a total of over 21 hours of simulated data were collected accounting for both the training and validation sets.

5.2. Experimental Setup

Large models (with about 317 million parameters) of pre-trained Wav2vec 2.0/HuBERT/WavLM were employed as emotional encoders in our experiments. These self-supervised models share the same architecture of the CNN feature encoder, for audios sampled at 16 kHz, this leads to a receptive field of 25ms and a stride of about 20ms between adjacent frames [30]. Despite the small receptive field, the transformer blocks inside the emotional encoder

Table 2. Average Emotion Diarization Error Rate (EDER%) and standard deviation (%) of the proposed baseline models on Zaion Emotion Dataset computed over 5 different seeds.

Emotional Encoder	EDER%
Wav2vec2.0-large	36.2 ± 1.14
HuBERT-large	34.5 ± 0.81
WavLM-large	30.2 ± 1.60

are able to effectively capture long-range dependencies and contextual emotional information thanks to the self-attention mechanism. Each encoded speech unit from the self-supervised model is then classified into one of the four emotion classes through a single fully connected layer. For each utterance of the training set and the ZED dataset, the ground truth frame-wise labels were generated using the same 20ms stride. If two or more adjacent emotions occur within a frame, the frame will be assigned the emotion with the longer-lasting presence.

The training process followed the methodology outlined in [6]. The CNN-based feature encoder was frozen while only the transformer blocks were fine-tuned on the downstream frame-wise classification task. Two different schedulers were applied to adjust the learning rate of the self-supervised encoder and the learning rate of the downstream classifier. For both schedulers, an Adam Optimizer was utilized and the learning rates were linearly annealed according to the performance of the validation stage. The self-supervised fine-tuning learning rate and the downstream learning rate were initialized to 10^{-5} and 10^{-4} . The Negative Log-Likelihood (NLL) loss was calculated over the frame-wise classification and was then optimized.

5.3. Results

The performance of the proposed baseline models is shown in Table 2. The baselines were trained with a 90/10 train-validation split of the constructed training set and were evaluated on the proposed ZED dataset. As the ZED dataset remains fixed and separate from the training/validation set, the evaluation was conducted under a speaker-independent setup. The reported EDER values were averaged across 5 different train-validation splitting seeds. In addition, the standard deviation is also reported to indicate the range of variation.

It can be inferred from the obtained results that all three models achieve good performance with low EDERs. Specifically, the WavLM-large model outperforms the Wav2vec2.0-large and HuBERT-large models and reaches an EDER of 30.2%, suggesting its better suitability for speech emotion recognition tasks than the other two models.

To further showcase the dynamic modeling capability of the model, we report the performance of the WavLM-large model on the prediction of the four emotion transitions in Table 3. For each utterance, if the predicted emotions remain constant across adjacent frames, we fuse these predictions to obtain a shorter emotion sequence. We then compare the obtained sequences with the ground truth sequence shown in Figure 5. This aims to determine whether the model is able to correctly identify the approximate location of the emotion, i.e., the entirety, beginning, middle, or end of the utterance, and to further provide insights into the model’s general capability. The results demonstrate that the model correctly identifies the emotion transition in 42% of the predictions. In particular, we observe a

Table 3. Performance of the WavLM-large model on emotion transition prediction. For each emotion transition in the Zaion Emotion Dataset, we present the total number of utterances (TN), the number of utterances with the correct emotion transition predicted (CN), and the accuracy (ACC) which is equal to CN/TN .

Transition	TN	CN	ACC
<i>happy</i>	5	5	100%
<i>null-happy</i>	31	14	45.2%
<i>happy-null</i>	14	8	57.1%
<i>null-happy-null</i>	12	3	25.0%
<i>sad</i>	17	13	76.5%
<i>null-sad</i>	33	7	21.2%
<i>sad-null</i>	10	3	30.0%
<i>null-sad-null</i>	6	0	0.0%
<i>angry</i>	8	7	87.5%
<i>null-angry</i>	30	15	50.0%
<i>angry-null</i>	11	1	9.1%
<i>null-angry-null</i>	3	0	0.0%
Total	180	76	42.2%

decreasing accuracy as the number of emotion transitions increases in the utterance. Especially when the emotional event appears in the middle of the utterance, the model produces poor predictions, which indicates a clear increase in the difficulty of the task. Despite the inherent challenges present in the ZED dataset and the use of simulated training data, the results achieved by our model were satisfactory. Our finding provides evidence of the model’s capability on distinguishing emotions at a fine temporal granularity and also validates the feasibility of the proposed Speech Emotion Diarization task on the ZED dataset.

6. CONCLUSIONS

In this work, we investigated fine-grained speech emotion recognition and proposed a Speech Emotion Diarization task that aims to identify the emotions along with their temporal boundaries. We also introduced the Zaion Emotion Dataset, a freely available fine-grained emotion dataset containing real-life emotions. We provided performant baseline models, with the WavLM-large model achieving the lowest EDER of 30.2%. Both the code and the pre-trained models have been open-sourced. Through our work, we hope to further reveal the fine-grained nature of speech emotions and to establish a common benchmark for fine-grained speech emotion recognition approaches through a diarization objective.

In our future work, we plan to expand the dataset to a larger scale and to include more languages. We also plan to explore the integration of front-end and post-processing techniques, as well as develop novel baseline models with lower EDER.

7. ACKNOWLEDGEMENTS

We would like to thank Björn Schuller, Alaa Nfissi, and colleagues from Zaion Lab/Zaion Data Team for the helpful discussions.

8. REFERENCES

- [1] Hatice Gunes, Björn Schuller, Maja Pantic, and Roddy Cowie, "Emotion representation, analysis and synthesis in continuous space: A survey," in *2011 IEEE International Conference on Automatic Face & Gesture Recognition (FG)*. IEEE, 2011, pp. 827–834.
- [2] Ruhul Amin Khalil, Edward Jones, Mohammad Inayatullah Babar, Tariqullah Jan, Mohammad Haseeb Zafar, and Thamer Alhussain, "Speech emotion recognition using deep learning techniques: A review," *IEEE Access*, vol. 7, pp. 117327–117345, 2019.
- [3] Taiba Majid Wani, Teddy Surya Gunawan, Syed Asif Ahmad Qadri, Mira Kartiwi, and Eliathamby Ambikairajah, "A comprehensive review of speech emotion recognition systems," *IEEE Access*, vol. 9, pp. 47795–47814, 2021.
- [4] Mehmet Berkehan Akçay and Kaya Oğuz, "Speech emotion recognition: Emotional models, databases, features, pre-processing methods, supporting modalities, and classifiers," *Speech Communication*, vol. 116, pp. 56–76, 2020.
- [5] Xixin Wu, Songxiang Liu, Yuewen Cao, Xu Li, Jianwei Yu, Dongyang Dai, Xi Ma, Shoukang Hu, Zhiyong Wu, Xunying Liu, et al., "Speech emotion recognition using capsule networks," in *ICASSP 2019-2019 IEEE International Conference on Acoustics, Speech and Signal Processing (ICASSP)*. IEEE, 2019, pp. 6695–6699.
- [6] Yingzhi Wang, Abdelmoumene Boumadane, and Abdelwahab Heba, "A fine-tuned wav2vec 2.0/hubert benchmark for speech emotion recognition, speaker verification and spoken language understanding," *arXiv preprint arXiv:2111.02735*, 2021.
- [7] Itai Gat, Hagai Aronowitz, Weizhong Zhu, Edmilson Morais, and Ron Hoory, "Speaker normalization for self-supervised speech emotion recognition," in *ICASSP 2022-2022 IEEE International Conference on Acoustics, Speech and Signal Processing (ICASSP)*. IEEE, 2022, pp. 7342–7346.
- [8] Didier Grandjean, David Sander, and Klaus R Scherer, "Conscious emotional experience emerges as a function of multi-level, appraisal-driven response synchronization," *Consciousness and cognition*, vol. 17, no. 2, pp. 484–495, 2008.
- [9] James A Russell, "A circumplex model of affect.," *Journal of personality and social psychology*, vol. 39, no. 6, pp. 1161, 1980.
- [10] Albert Mehrabian, "Pleasure-arousal-dominance: A general framework for describing and measuring individual differences in temperament," *Current Psychology*, vol. 14, pp. 261–292, 1996.
- [11] Martin Wöllmer, Björn Schuller, Florian Eyben, and Gerhard Rigoll, "Combining long short-term memory and dynamic bayesian networks for incremental emotion-sensitive artificial listening," *IEEE Journal of selected topics in signal processing*, vol. 4, no. 5, pp. 867–881, 2010.
- [12] Martin Wöllmer, Florian Eyben, Stephan Reiter, Björn Schuller, Cate Cox, Ellen Douglas-Cowie, and Roddy Cowie, "Abandoning emotion classes-towards continuous emotion recognition with modelling of long-range dependencies," 2008.
- [13] Jean Kossaifi, Robert Walecki, Yannis Panagakis, Jie Shen, Maximilian Schmitt, Fabien Ringeval, Jing Han, Vedhas Pandit, Antoine Toisoul, Björn Schuller, et al., "Sewa db: A rich database for audio-visual emotion and sentiment research in the wild," *IEEE transactions on pattern analysis and machine intelligence*, vol. 43, no. 3, pp. 1022–1040, 2019.
- [14] Fabien Ringeval, Andreas Sonderegger, Juergen Sauer, and Denis Lalanne, "Introducing the recola multimodal corpus of remote collaborative and affective interactions," in *2013 10th IEEE international conference and workshops on automatic face and gesture recognition (FG)*. IEEE, 2013, pp. 1–8.
- [15] Gary McKeown, Michel Valstar, Roddy Cowie, Maja Pantic, and Marc Schroder, "The semaine database: Annotated multimodal records of emotionally colored conversations between a person and a limited agent," *IEEE transactions on affective computing*, vol. 3, no. 1, pp. 5–17, 2011.
- [16] Paul Ekman and Wallace V Friesen, "Unmasking the face: A guide to recognizing emotions from facial clues.," 1975.
- [17] Vladimir Chernykh and Pavel Prikhodko, "Emotion recognition from speech with recurrent neural networks," *arXiv preprint arXiv:1701.08071*, 2017.
- [18] Tianyi Zhang, "On fine-grained temporal emotion recognition in video: How to trade off recognition accuracy with annotation complexity?," 2022.
- [19] Mirco Ravanelli, Titouan Parcollet, Peter Plantinga, Aku Rouhe, Samuele Cornell, Loren Lugosch, Cem Subakan, Nauman Dawalatabad, Abdelwahab Heba, Jianyuan Zhong, et al., "Speechbrain: A general-purpose speech toolkit," *arXiv preprint arXiv:2106.04624*, 2021.
- [20] Bogdan Vlasenko, Björn Schuller, Andreas Wendemuth, and Gerhard Rigoll, "Frame vs. turn-level: emotion recognition from speech considering static and dynamic processing," in *Affective Computing and Intelligent Interaction: Second International Conference, AII 2007 Lisbon, Portugal, September 12-14, 2007 Proceedings 2*. Springer, 2007, pp. 139–147.
- [21] Kun Han, Dong Yu, and Ivan Tashev, "Speech emotion recognition using deep neural network and extreme learning machine," in *Interspeech 2014*, 2014.
- [22] Haytham M Fayek, Margaret Lech, and Lawrence Cavedon, "Towards real-time speech emotion recognition using deep neural networks," in *2015 9th international conference on signal processing and communication systems (ICSPCS)*. IEEE, 2015, pp. 1–5.
- [23] Seyedmahdad Mirsamadi, Emad Barsoum, and Cha Zhang, "Automatic speech emotion recognition using recurrent neural networks with local attention," in *2017 IEEE International Conference on Acoustics, Speech and Signal Processing (ICASSP)*, 2017, pp. 2227–2231.
- [24] Pengcheng Li, Yan Song, Ian Vince McLoughlin, Wu Guo, and Li-Rong Dai, "An attention pooling based representation learning method for speech emotion recognition," 2018.
- [25] Haytham M Fayek, Margaret Lech, and Lawrence Cavedon, "Evaluating deep learning architectures for speech emotion recognition," *Neural Networks*, vol. 92, pp. 60–68, 2017.
- [26] Carlos Busso, Murtaza Bulut, Chi-Chun Lee, Abe Kazemzadeh, Emily Mower, Samuel Kim, Jeannette N Chang, Sungbok Lee, and Shrikanth S Narayanan, "Iemocap: Interactive emotional dyadic motion capture database," *Language resources and evaluation*, vol. 42, no. 4, pp. 335–359, 2008.

- [27] Steven R Livingstone and Frank A Russo, “The ryerson audio-visual database of emotional speech and song (ravdess): A dynamic, multimodal set of facial and vocal expressions in north american english,” *PLoS one*, vol. 13, no. 5, pp. e0196391, 2018.
- [28] Felix Burkhardt, Astrid Paeschke, Miriam Rolfes, Walter F Sendlmeier, Benjamin Weiss, et al., “A database of german emotional speech.,” in *Interspeech*, 2005, vol. 5, pp. 1517–1520.
- [29] Ashish Vaswani, Noam Shazeer, Niki Parmar, Jakob Uszkoreit, Llion Jones, Aidan N Gomez, Łukasz Kaiser, and Illia Polosukhin, “Attention is all you need,” *Advances in neural information processing systems*, vol. 30, 2017.
- [30] Alexei Baevski, Yuhao Zhou, Abdelrahman Mohamed, and Michael Auli, “wav2vec 2.0: A framework for self-supervised learning of speech representations,” in *NeurIPS*, 2020.
- [31] Wei-Ning Hsu, Benjamin Bolte, Yao-Hung Hubert Tsai, Kushal Lakhotia, Ruslan Salakhutdinov, and Abdelrahman Mohamed, “Hubert: Self-supervised speech representation learning by masked prediction of hidden units,” *IEEE/ACM Transactions on Audio, Speech, and Language Processing*, vol. 29, pp. 3451–3460, 2021.
- [32] Sanyuan Chen, Chengyi Wang, Zhengyang Chen, Yu Wu, Shujie Liu, Zhuo Chen, Jinyu Li, Naoyuki Kanda, Takuya Yoshioka, Xiong Xiao, et al., “Wavlm: Large-scale self-supervised pre-training for full stack speech processing,” *IEEE Journal of Selected Topics in Signal Processing*, vol. 16, no. 6, pp. 1505–1518, 2022.
- [33] Kuo-Hsuan Hung, Szu-wei Fu, Huan-Hsin Tseng, Hsin-Tien Chiang, Yu Tsao, and Chii-Wann Lin, “Boosting self-supervised embeddings for speech enhancement,” *Interspeech 2022*, 2022.
- [34] Paul Ekman, “Universals and cultural differences in facial expressions of emotion.,” in *Nebraska symposium on motivation*. University of Nebraska Press, 1971.
- [35] Aadaeze Adigwe, Noé Tits, Kevin El Haddad, Sarah Ostadabbas, and Thierry Dutoit, “The emotional voices database: Towards controlling the emotion dimension in voice generation systems,” *arXiv preprint arXiv:1806.09514*, 2018.
- [36] Kun Zhou, Berrak Sisman, Rui Liu, and Haizhou Li, “Seen and unseen emotional style transfer for voice conversion with a new emotional speech dataset,” in *ICASSP 2021-2021 IEEE International Conference on Acoustics, Speech and Signal Processing (ICASSP)*. IEEE, 2021, pp. 920–924.
- [37] Jesin James, Li Tian, and Catherine Watson, “An open source emotional speech corpus for human robot interaction applications,” *Interspeech 2018*, 2018.