

WORKING PAPER

The Impact of Parenthood on Labour Market Outcomes of Women and Men in Poland

Radost Waszkiewicz^a and Honorata Bogusz^b

^aInstitute of Theoretical Physics,

Faculty of Physics, University of Warsaw, Pasteura 5, 02-093 Warsaw, Poland

^bInterdisciplinary Centre for Labour Market and Family Dynamics,

Faculty of Economic Sciences, University of Warsaw, Dhuga 44/50, 00-241 Warsaw, Poland

ARTICLE HISTORY

Compiled August 10, 2023

ABSTRACT

Poland records one of the lowest gender wage gaps in Europe. At the same time, it is a socially conservative country where women's rights have been on the decline. We argue that, in the Polish context, the gender gap in income is a more appropriate measure of gendered labour market outcomes than the gap in the hourly wage. We analyse the gender gap in income in Poland in relation to the parenthood status, using the placebo event history method, adjusted to low resolution data, and the two waves of the Polish Generations and Gender Survey (2010, 2014). Contrary to similar studies conducted in Western Europe, our analysis uncovers a large degree of anticipatory behaviour in both women and men who expect to become parents. We show that mothers' income decreases by about 20% after birth, but converges to the income trajectory of non-mothers after 15 years. In contrast, the income of eventual fathers is higher than that of non-fathers both before and after birth, suggesting that the fatherhood child premium might be driven primarily by selection. We also demonstrate a permanent increase in hours worked for fathers, as opposed to non-fathers and a decrease in hours worked for mothers who converge to the trajectory of non-mothers after 15 years from the birth. Finally, we compare the gender gaps in income and wages of women and men in the sample with those of individuals in a counterfactual scenario where the entire population is childless. We find no statistically significant gender gaps in the counterfactual scenario, thereby concluding that the gender gaps in income and wages in Poland are driven by parenthood and most likely, by differences in labour market participation and hours worked.

KEYWORDS

gender gap in income, child penalty, child premium, Poland

1. Introduction

Poland has one of the lowest gender pay gaps in Europe (see Figure 1, Panel A). Among European countries, it has also one of the highest shares of women employed in STEM (Eurostat, 2022) and female managers (Eurostat, 2021). At the same time, Poland is a socially conservative country where 92% of the population aged 16+ declares belonging to the Catholic Church (GUS [Statistics Poland], 2022, data for 2018) and where

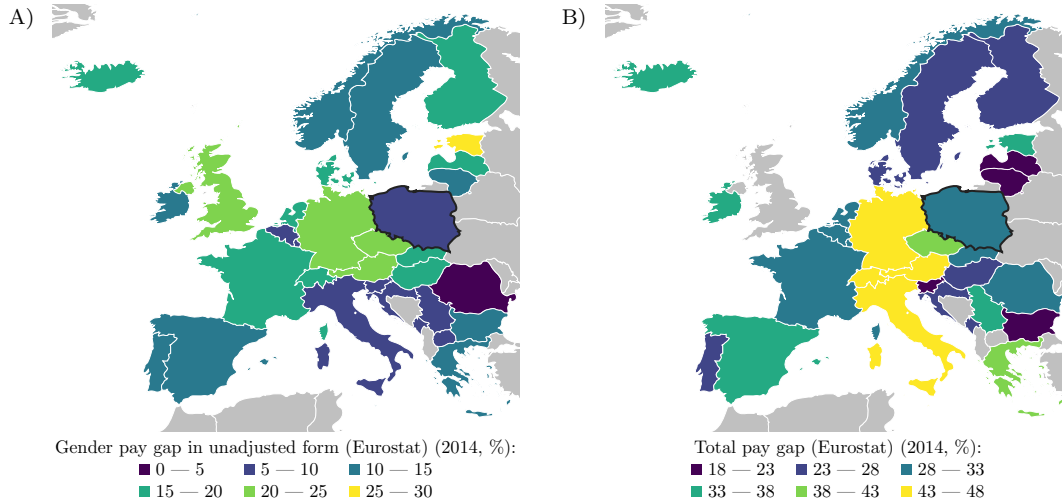


Figure 1. **A)** Unadjusted gender pay gap data from Eurostat show differences in hourly earnings. In this methodology countries like Romania, Italy and Poland share a very low (below 5%) value of GPG. **B)** Gender overall earnings gap from Eurostat (2023b): *The gender overall earnings gap is a synthetic indicator. It measures the impact of the three combined factors, namely: (1) the average hourly earnings, (2) the monthly average of the number of hours paid (before any adjustment for part-time work) and (3) the employment rate, on the average earnings of all women of working age - whether employed or not employed - compared to men.*

women’s rights have been on the decline in recent years. The primary example is the abortion ban which became law in January 2021, making Poland the only EU country where abortion is illegal. Another instance is that, compared to Western European countries, Poland has one of the most outdated definitions of rape, which relies on the use of force or deceit and does not incorporate the concept of consent (EIGE, 2016). This striking contrast between the economic and social dimensions of gender equality in Poland is the starting point of this contribution. We argue that the gender gap in hourly wage, which is the most common way of assessing differential economic outcomes of women and men (e.g. Blau & Kahn, 2017; Goldin, 2014), is a poor measure in the context of the Polish labour market. The primary reason is that Poland has one of the lowest female labour market participation rates in Europe (see Figure 3). Thus, operationalising the gender gap in economic outcomes by using the hourly wage, as typically done in economic studies on the topic, results in omitting up to half of the working age female population in Poland and, when compared to analogous calculations for Western European countries, might give a false sense of economic independence and equality that Polish women seemingly enjoy. Among the readily available cross-country measures of income, the most appropriate one is the *Gender overall earnings gap* from Eurostat (Figure 1, Panel B). It is a synthetic indicator built by multiplying the average hourly earnings, the monthly mean of hours worked, and the employment rate. Here, countries with low female employment rates, which record the lowest gender wage gaps, like Poland, Romania, or Italy, actually score higher gender overall earnings gaps than the gender-egalitarian Scandinavian countries, for example. Aiming to assess the economic aspect of gender equality in Poland, we posit the use of the total personal monthly income after taxes. Using a modification of the placebo event method by Kleven, Landais, and Sogaard (2019), we study the income trajectories of women and men in relation to their parenthood status. Such an approach is dictated by the importance of parenthood in the differential labour market outcomes of women and men shown in many economic contributions (e.g. Goldin, 2021; Kleven

et al., 2019).

Becoming a mother can be considered a critical event for women’s careers. While childless women record increasing earnings across the life course, new mothers typically adjust their labour market behaviour and experience decreases in earnings, income, employment, and hours worked, a stylised fact known as a *child penalty* (Blau & Kahn, 2017). Child penalties are related to patriarchal gender norms (Cukrowska-Torzewska & Matysiak, 2020; Dominguez-Folgueras, 2022; Matysiak & Cukrowska-Torzewska, 2021), albeit it is not clear if such norms mediate or condition the drops in economic outcomes experienced by women. Since childbearing is generally incompatible with employment, new mothers tend to reduce the number of hours worked or change occupations to such that allow for an easier combination of paid work and family life (Cukrowska-Torzewska & Matysiak, 2020). The original explanations of the causes of child penalties focused on differences in human capital/labour market advantage between workers (e.g. Altonji & Blank, 1999) but they were debunked, along with explanations based on the biological cost of childbearing and access to policies which facilitate combining paid work and care (Andresen & Nix, 2022; Kleven, 2022; Kleven, Landais, & Sogaard, 2021). This points to a presumption that the roots of child penalties lie elsewhere. There is no research which offers a clear explanation of the causes of child penalties but an ongoing study by Kleven, Landais, and Mariante (2021) demonstrated that they appear with increases in a country’s development and wealth.

In contrast to mothers, fathers experience a *child premium*, typically defined as an increase in earnings after birth, which is not experienced by childless men. This premium stems from an increase in hours worked, as well as taking more jobs, or changing occupation to a better-paying one/getting a promotion (Baranowska-Rataj & Matysiak, 2022; Cukrowska-Torzewska & Matysiak, 2020). Past studies explained these phenomena primarily with the Beckerian specialisation hypothesis rooted in the neoclassical theory of the allocation of time (Becker, 1965). However, the rising acceptance of women’s employment, as well as the closing of the gender gap in education largely decreased – if not eliminated – men’s labour market advantage (Baranowska-Rataj & Matysiak, 2022). Thus, the specialisation theory has been heavily criticised in modern family studies with scholars arguing that it is currently applicable only to a selected number of countries. Recent studies argued that the better relative labour market situation of fathers as opposed to childless men might be driven by normative perceptions of fathers (Baranowska-Rataj & Matysiak, 2022; Hodges & Budig, 2010). In societies where the notion of masculinity is closely related to the role of a breadwinner, fathers are perceived as perfect workers, who are willing to commit to working long hours and have little interruptions caused by family obligations. Finally, the fatherhood child premium for fathers might be caused by a selection mechanism, where men who are successful in the labour market and have more resources, are also more likely to have children (Baranowska-Rataj & Matysiak, 2022).

The goal of this paper is to compare the income trajectories of mothers and fathers to the ones of childless women and men, thereby assessing the role of parenthood in potentially gendered labour market outcomes in Poland. This paper makes two contributions. First, by focusing on Poland, we add to the gender-economic literature on understudied Eastern European countries. What is more, Poland poses an interesting case study in itself due to the seeming gender-neutrality of its labour market signalled earlier here, as well as largely ambiguous gender norms for women (see Section 2). We build here on two previous notable contributions on the topic of the gender gap in economic outcomes in Poland, both of which investigated the gender pay gap (Cukrowska-Torzewska & Lovasz, 2016; Goraus, Tyrowicz, & van der Velde, 2017).

Through a decomposition approach, [Cukrowska-Torzewska and Lovasz \(2016\)](#) uncovered that the gender pay gap in Poland is driven primarily by the fatherhood child premium, while the motherhood penalty plays a smaller role, albeit significant. [Goraus et al. \(2017\)](#) showed that, when adjusting for selection to employment, the gender pay gap is twice as large as its unadjusted form. Even though the study by [Goraus et al. \(2017\)](#) used a different methodology than ours, its substantive contribution is the closest analogy to ours assessing the gender gap in income, i.e. including non-working women when investigating gendered labour market outcomes.

Like the two above-mentioned papers, most past literature on the topic relied methodologically on a decomposition approach (see [Goraus et al. \(2017\)](#) for a discussion), usually the Oaxaca-Blinder decomposition, sometimes augmented by the correction for selection to employment. Since the pioneering work by [Kleven et al. \(2019\)](#), the literature has shifted towards the event study approach (e.g. [Andresen & Nix, 2022](#); [Kleven, 2022](#); [Kleven, Landais, & Sogaard, 2021](#)). The specific *placebo event method* resembles the difference-in-difference in its design. However, this approach has not found applications in studies set in countries without high-quality administrative birth registers available to scholars¹. This might be driven by the fact that, in the original approach of [Kleven et al. \(2019\)](#), counterfactual births are assigned to non-parents by means of a numerical simulation, which introduces computer-generated noise into the estimates, a problem with small samples. Our second contribution to the literature is methodological, as we modify the placebo event method by finding an analytic solution of said numerical experiment (see Section 3), which decreases noise significantly and allows for a placebo event study on low dimension data. We demonstrate the modified method using the Generations and Gender Survey (2010 and 2014²) conducted by Institute of Statistics and Demography of the Collegium of Economic Analysis, Warsaw School of Economics, the only available Polish micro-level dataset, which contains information on both, births (with parity) and income.

2. Background

Our focus in this contribution is on Poland, the largest post-soviet economy, located in Central Europe. Poland constitutes an interesting case for studying child penalties due to its ambiguous gender norms. On one hand, employment rates of both women (51% in 2014, 65% in 2022) and men (59% in 2014, 77% in 2022) are relatively low compared to Western European countries (Figure 3, [Eurostat \(2023a\)](#)). However, the incidence of part-time work is among the lowest in Europe (Figure 3): in 2014, only 5% of women in the working age worked part-time, compared to 31% in Germany, for example. For men, the corresponding numbers are 2% and 6%. The differences between Polish and Western European women are especially striking and point to the fact that women in Poland work either full-time or not at all. Normatively, both women and men are expected to work full-time ([Matysiak & Steinmetz, 2008](#); [O'Reilly, Nazio, & Roche, 2014](#)), which might be a relic from the communist times when every adult was under a full-time work obligation. However, the communists did not completely deviate from the *male production, female reproduction* model and instead adopted

¹With the exception of the ongoing work of [Kleven \(2022\)](#), where the placebo event method is modified for the use on cross-sectional data. That modification is, however, distinct from the one presented further in our contribution.

²Since we have only data for 2010 and 2014 at our disposal, we use data for the year 2014 when referring to additional descriptives throughout the paper.

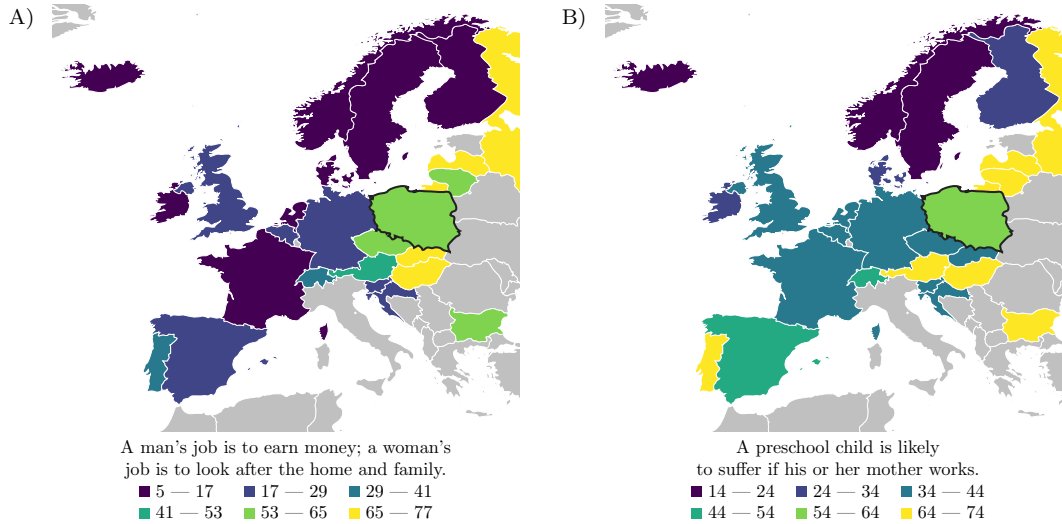


Figure 2. Percent of affirmative answers to two questions selected from International Social Survey Programme: Family and Changing Gender Roles (ISSP Research Group, 2016). Data for 2012.

a *dual earner-female double burden* model (Fidelis, 2010). This perception of gender roles still prevails in Poland today. If a small child is present at home, women are expected to withdraw from employment until the offspring goes to a kindergarten or a primary school, otherwise they need to speedily take up a job and contribute to the household budget (Matysiak, 2011). However, the share of women's input in household chores decreases with the increase in the share of income they contribute to the budget, except in couples with gender attitudes that prioritise men's work (Magda, Cukrowska-Torzewska, & Palczyńska, 2023). The state reinforces the *dual earner-female double burden* model with *implicit familism*, which leaves families without much support (Javornik, 2014). The provision of institutionalised childcare is low (Saxonberg & Szelewa, 2007; Szelewa & Polakowski, 2008) and fathers are granted only two weeks of paternity leave (the take up is equal to 55%, Promundo (2021)). The paid maternity and parental leaves (12 months in total) can be in theory shared by both parents, but only if the mother is eligible (employed on a work contract). Only 1% of fathers use this option (Promundo, 2021). These deeply gendered patterns are reflected in Poles' attitudes on gender roles. In the 2012 ISSP survey, Poland recorded one of the highest shares of respondents agreeing that *A man's job is to earn money, a woman's job is to look after the home and family* and *A preschool child is likely to suffer if his or her mother works* among European countries (Figure 2).

These phenomena are likely at least partially driven by cultural norms deeply rooted in Catholicism. Poland is a country where almost the entire adult population declares themselves as catholic (GUS [Statistics Poland], 2022, data for 2018). The Polish Catholic Church actively promotes a "gender ideology" narrative, which endorses traditional gender roles and female subservience (Szelewa, 2021; Szwed & Zielińska, 2017). After the second world war and in the early communist times, the church opposed female employment (Fidelis, 2010). This point of view shifted somewhat with the recognition that individuals at the bottom of the society face economic necessity which forces both partners to work (Fidelis, 2010). Today, the church does not disagree with female employment in principle, but it does underline that the primary role of a women is that of a housekeeper and a carer (Szwed & Zielińska, 2017). It also opposes laws aiming to improve reproductive rights or protecting victims of domestic abuse, to

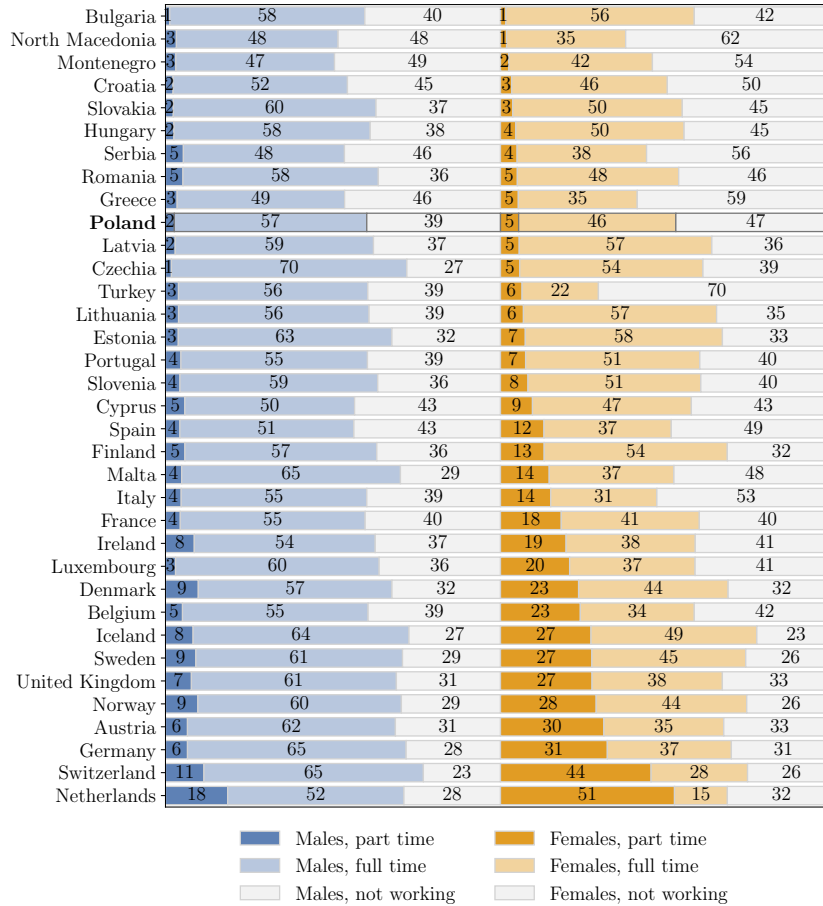


Figure 3. A cross-country comparison of labour force status in percent, 2014 (Labour market data: EU-LFS aggregates; Population by age group: Eurostat). Poland shows very small shares of part-time work in both men and women compared to countries like Germany or United Kingdom.

name a few, and presents itself as a defender of the traditional Polish family, threatened by the Western "moral corruption" (Szwed & Zielińska, 2017). The church has been widely argued to be the primary reason behind the slow progress of the feminist movement in Poland, compared to other countries with a similar level of economic development (e.g. Bystydziński, 2001; Graff, 2007), and to be the main political power responsible for Poland having the strictest abortion law in Europe (Szelewa, 2016).

The reality of the Polish labour market arguably also plays a role in the gendering of economic outcomes. Post economic transition, Poland's unemployment rate reached 20%. However, despite the Great Recession, the Covid19 pandemic, or the upsurge in automation, unemployment has been declining ever since and hit a record low level of 5% in 2022 (GUS [Statistics Poland] (2023), 12% in 2014). As signalled earlier here, the employment rate has been growing, correspondingly. This includes also the employment of women and older workers, although women still remain underemployed (Eurostat, 2023a). Since 2014, large immigration inflows have reduced labour shortages, but mainly in low-skilled jobs. The lack of migration and integration policy hinders matching migrant workers with jobs (Lewandowski & Magda, 2023). Yet, low unemployment does not translate to job quality. Between 2012 and 2016, Poland had

the highest share of temporary employment in the EU (Lewandowski & Magda, 2023). Polish workers work on average more hours than their counterparts in most OECD countries, including the United States (OECD, 2023a). Poland also records one of the highest levels of self-employment among the EU countries – 19.7% compared to the 14.5% EU average in 2021 (21.4% and 16.4%, respectively in 2014, OECD (2023b)). These workers are only insured in the Social Insurance Institution (Zakład Ubezpieczeń Społecznych, ZUS) and the National Health Fund (Narodowy Fundusz Zdrowia, NFZ) and have a possibility to take the paid maternity or parental leave if they pay voluntary contributions. At the same time, labour market protection in Poland is relatively weak. The total compensation of employees (wages, unemployment benefits, job creation programmes, etc.) as % of GDP is among the lowest in developed countries – 47% compared to 62% in Germany and 58% in the United States (UNECE, 2023). Real wages increased in Poland by 87% between 2000 and 2021 and earnings inequality decreased in that time, however, it is still greater than in most European countries (Lewandowski & Magda, 2023). Trade union density is on a similar level to Germany, but decreasing (OECD, 2023c). Trade unions are organised at a company level, as opposed to an industry level. Polish law requires at least 10 employees to form a union. In theory, workers can be members of unions outside of their organization, but such a behaviour is rare. Since almost 90% of companies are small (below 10 employees, PARP (2022)), most workers do not unionise. Thus, unions are mainly concentrated in the public and the manufacturing sectors. However, the levels of trade union density are comparable for women and men (OECD, 2023c).

To sum up, the labour market and family formation conditions in Poland likely reinforce the gendered division of paid and unpaid labour in different-sex couples. The state does not offer much support to parents and thus, bringing up a child is seen as a private responsibility. Female full-time employment is normalised but women are also expected to prioritise child-rearing and to be responsible for household chores. The labour market is largely precarious and wages are relatively low, which presumably erodes family formation (Alderotti, Vignoli, Baccini, & Matysiak, 2021). These phenomena are likely to cause differential gendered economic outcomes after a couple becomes parents.

3. Methodology

Most measures of labour market outcomes (such as income) are highly time-dependent for young individuals – they depend both on age and on time since childbirth (for parents). This poses a challenge with assessing their dependence on parenthood. As a result, a simple quantification of these effects is done as either calculating the difference between parents and non-parents (split by gender) (e.g. Bergsvik, Kitterød, & Wiik, 2019; Blau & Kahn, 2017; Cukrowska-Torzewska & Lovasz, 2016) or the difference between pre-child and post-child outcomes (e.g. Andresen & Nix, 2022; Angelov, Johansson, & Lindahl, 2016; Cortés & Pan, 2020; Kleven et al., 2019) (again split by gender). A further insight can be gained from a type of a difference-in-difference setting, provided that the pre-child behaviours of the reference and the treatment groups are comparable. This is true, for example, in Denmark as demonstrated by Kleven et al. (2019). As we show later, this is not the case for Poland. To arrive at a difference-in-difference setting, the reference population needs to be matched with the treatment population by age, which can be achieved by different statistical methods. The approach of Kleven et al. (2019) was to create a *placebo birth event* for child-

less individuals by drawing age at first birth for each of them from an appropriate distribution. The resulting dataset could then be analysed in much the same way as the dataset of parents to quantify a typical trajectory of, for example, income given number of years prior to or after the birth event (placebo or the true one).

This method, which relies on a numerical simulation for assigning placebo births to childless individuals, needlessly increases the noise in the placebo sample. While the measurement uncertainty is negligible in population-wide datasets, in the case of a smaller sample, it becomes prohibitively large. Indeed, we have no preference for a particular sample of age at first birth over another drawn from the same distribution. Thus we could, in principle, repeat such a numerical experiment many times and, as a result, obtain estimates which are completely independent of the idiosyncrasies of the computer-drawn sample. We completely eliminate the noise arising from the numerical randomisation procedure by computing (in an analytical form) the expected value of the placebo group outcome measure under repeated re-randomisation of the placebo births. Hence, we decrease the standard error by a factor of the order \sqrt{M} where M is the number of bins in the age at first birth distribution (in our case – the yearly bins – about factor of 5, and in case of monthly bins by about factor of 12). Like [Kleven et al. \(2019\)](#), we assume that the age at first birth follows the lognormal distribution (which also fits well our empirical data).

To obtain the *placebo-event*-centered trajectory Z_τ of an outcome of interest (where τ is the time since the event), one simply computes an appropriately weighted average of the outcome of interest Y_t in age groups t with the weights determined by the probability mass function $p(t)$ of the age at the event

$$Z_\tau = \left(\sum_t p(t - \tau) Y_t \right) / \left(\sum_t p(t - \tau) \right), \quad (1)$$

where the normalization factor in the denominator arises from the age range available in the dataset. Since the transformation (1) is a linear map on the Y_t vector of age group means (each with an independent measurement error), the computation of the variance of each of the Z_τ variables is straightforward and done with a similar expression (unfortunately the covariance Z_τ is not diagonal). Unlike in the method of [Kleven et al. \(2019\)](#), we report the absolute values of income instead of the differences relative to the value just before the birth event. This allows us to graphically examine anticipatory behaviour as discussed in the results section.

After the investigation of the time dependent trajectories, we compute the value of the gender wage gap and the gender gap in income in the observed scenario and in the counterfactual one, where no one has any children. The counterfactual values of the variable of interest Y (income or wage) for an individual i of gender g and age age_i result from a regression of the form

$$Y_i^{g,c} = \sum_k \beta_k^{g,c} \mathbb{I}[k = \text{age}_i] + \varepsilon_i^{g,c}, \quad (2)$$

where c is a child dummy variable. Because of the size of our dataset, the *age* variable was rounded to nearest multiple of 5. The regression parameters from equation (2) are used to compute the counterfactual income C_i^g for each individual in the counterfactual

scenario where the entire population is childless:

$$C_i^g = \hat{Y}_i^{g,c=0}. \quad (3)$$

A simple average over i is then computed to get a single value of income (or wage) in the counterfactual scenario for both genders:

$$\bar{C}^g = \frac{1}{n} \sum_i C_i^g. \quad (4)$$

We compare the counterfactual outcomes of women and men with the observed ones, thereby assessing the impact of parenthood on gender gaps in income and wage.

3.1. Data

We use both waves of the Polish Generations and Gender Survey (GGS) conducted in 2010 and 2014 respectively by Institute of Statistics and Demography of the Collegium of Economic Analysis, Warsaw School of Economics. The number of respondents in the wave-matched database is equal to 12294. The variables of our interest include respondent's age, birth year of the first child, self-reported total post-tax income, and hours worked.

We assign respondents to the childless group if they had no biological children by the second wave of the survey. Respondents with children were assigned to the mothers/fathers group if at least the year of the birth of the child was known (the month and the day of the birth of the first child was used whenever possible, otherwise the day/month was set to first).

Total personal income of the respondent was computed using the following questions (in order of priority): about the exact value of income and about income bands. If income was specified using income bands (13 possible bands), the midpoint of the band was set as the respondent's income and 10000 PLN for the 10000+ band (15 cases in the dataset). 72% respondents gave the exact value of income, 16% gave income as bands, 3% gave information that they had no income, 7% refused to answer and the remaining data was missing. Data on total hours worked were computed (summed) using the following questions: number of hours in the primary job and number of hours worked in additional jobs. Both total income and hours worked were set to zero for people reporting no income in the GGS.

4. Results

Similarly to the analysis of [Kleven et al. \(2019\)](#), mothers fall below the control group after birth, but unlike in Denmark, they return to the trend in about 15 years (Figure 4, Panel A). In contrast to Denmark, it is not true that future mothers and fathers follow the same path as the counterfactual parents – they typically earn more in total and this effect persists permanently after birth for fathers. A further problem with the assumption that both, mothers and fathers and the respective control groups follow the same trajectories before birth is that fathers are typically older than mothers at the moment of the first childbirth and they are at a different stage of the typical income trajectory. This alone would result in total income differential between the control

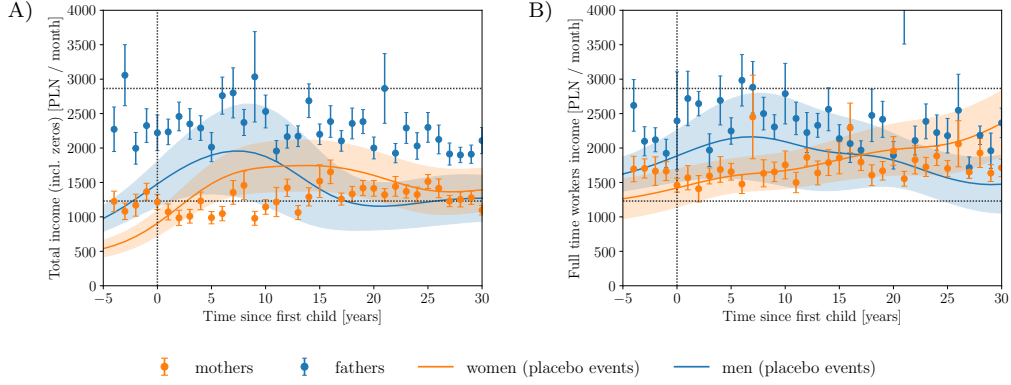


Figure 4. A) Mean of individual income of mothers and fathers (post tax, including individual transfers and individuals with no income and excluding household transfers) as a function of time since first childbirth, compared with the control groups of childless individuals estimated with the placebo event method. The horizontal lines show the minimum wage post tax (2014) and the mean wage of full-time (40 hr / week) workers in companies employing more than 9 workers (2014, tax adjusted). B) Analogous estimations to Panel A calculated for individuals working full-time.

groups at the moment of birth of nearly 100% based on the placebo-event estimates (Figure 4, Panel A).

The deviations in the total income between control groups and treated groups almost disappear when we restrict the dataset to only workers working 40 hours a week (the standard and most popular contract in Poland comprises 40 hours a week) as in Figure 4, Panel B. The anticipatory behaviour is also largely gone and both, counterfactual trends and parental observations, eventually converge to a similar value. These observations are consistent with the research of [Cukrowska-Torzewska and Lovasz \(2016\)](#) investigating the gender wage gap of full-time workers where women incur a child penalty of about 2% and men gain about 7% premium which are effects of a magnitude comparable to the error bands of our estimates. Hourly wage rates (and specifically of the full-time workers) have often been a primary variable of interest in studies of motherhood penalty (e.g. [Blau & Kahn, 2017](#); [Cukrowska-Torzewska & Matysiak, 2020](#); [Goldin, 2014](#)). In the case of Poland, however, it seems that parenthood's impact on earnings through that channel is small, albeit persistent over a long time.

The anticipatory behaviour is most visible when comparing mean values of the total number of hours worked per week (see Figure 5, Panel A). Here, future mothers work nearly 50% more hours than the control group just before giving birth to fall below the trend in the later years (but eventually rejoin the trend after about 15 years). At the same time, fathers work more hours (about 30%) than their control group and this effect appears to be permanent. A very similar pattern emerges when analysing the share of individuals working at least 40 hours a week (Figure 5, Panel B).

Finally, we compare the income and wages (Figure 6, Panel A and B, respectively) of the women and men in the GGS with the counterfactual scenario where the entire population is childless. The real gender gap in income is around 33%, while the counterfactual gap is not statistically significant. The gender wage gap is around 20% while the counterfactual gap is not statistically significant. This value is significantly larger than corresponding one reported by Eurostat (4.5% in 2010 and generally close to 6%).

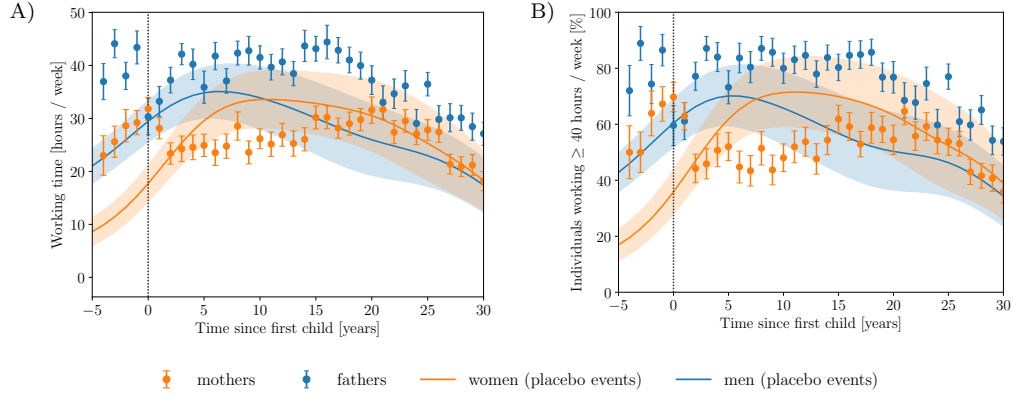


Figure 5. A) Mean number of hours worked as a function of time since first child compared with the control group of childless individuals estimated with the placebo event method (including the non-working population). The unexpectedly high number of hours worked for mothers in the first year past birth is an artefact of the questionnaire's design: women on maternity leave are asked about number of hours in the last job before taking the leave. B) Percent of population working at least 40 hours a week.

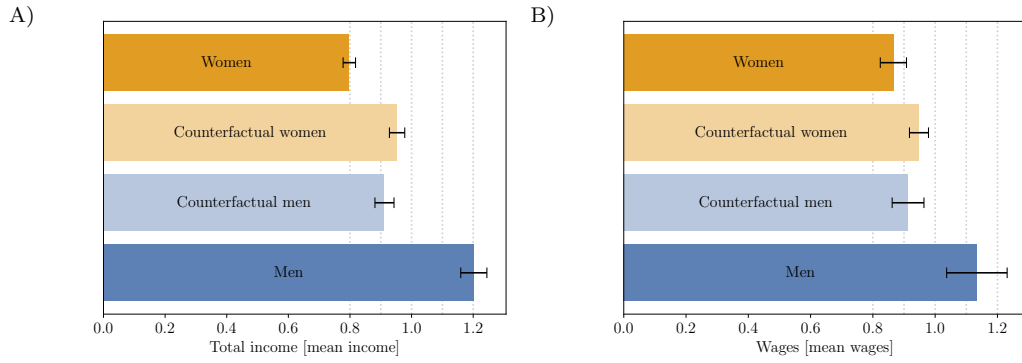


Figure 6. A) Total income and total counterfactual income as a multiple of the real mean total income with confidence bands determined by bootstrap (1σ CI of 50 rounds). Incomes taken from 2010 survey and child data from 2014 survey (hence the adjustment includes anticipatory behaviours). B) Hourly wages of people working 40 hours a week as a multiple of the mean value in that group (1σ CI of 50 bootstrap rounds). Incomes taken from 2010 survey and child data from 2014 survey (hence the adjustment includes anticipatory behaviours).

5. Discussion

We conclude that parenthood in Poland has mainly a significant impact on labour force participation and willingness to work more hours than the standard contract. First, in case of women, we find that earnings penalty is transient and not permanent like in Denmark and that this effect is almost entirely mediated by the mean number of hours worked. The fact that mothers return to their pre-birth income trajectory after 15 years might be driven by the fact that full-time employment of women is normalized in Poland, and additionally, families enjoy lower support from the state than in Denmark, and they might face a greater economic necessity. Consequently, even if women in Poland face a birth-related work disruption and, even if it is especially long (until the child goes to the primary school), they usually go back to full-time employment. Second, in case of men, we find that fathers consistently work more than the childless control group, both before and after childbirth. This shows that it is entirely possible to have a fatherhood premium without a significant jump up at the birth event, likely a selection mechanism in which more affluent men decide to have children.

Our analysis of the income and hours worked trajectories uncovers a large degree of anticipatory behaviour unseen in similar studies conducted in the Western European set-ups. This anticipatory behaviour might stem from the precariousness of the Polish labour market and a low state support for families, which, combined, place the burden of childbearing and child-rearing on individuals. In such circumstances, future parents are likely to prepare economically for the arrival of an offspring. Additionally, this anticipatory behaviour puts into question the formal difference-in-difference design, since some of the anticipatory effects can be masked by normalising to $\tau = -1$ (like in the study of Kleven et al. (2019), for example).

Our comparison of the gender gaps in income and wage between women and men in the GGS sample and the counterfactual scenario uncovers that both gaps are driven by parenthood. However, our analysis of the income trajectories shows that these effects stem from differences in labour market participation and hours worked, rather than wage rates. Thus, our results show that more focus is needed on the number of working hours and labour force participation in general when assessing the impact of parenthood on the economic outcomes of women and men. A general decrease in the number of hours worked by women in Poland is similar to the cases in Western Europe but it is not universal worldwide or even in Europe (with an opposite effect for example in Belarus (Ganguli, Hausmann, & Viarengo, 2014)).

References

- Alderotti, G., Vignoli, D., Baccini, M., & Matysiak, A. (2021). Employment Instability and Fertility in Europe: A Meta-Analysis. *Demography*, 58(3), 871–900. www.doi.org/10.1215/00703370-9164737
- Altonji, J. G., & Blank, R. M. (1999). Chapter 48 Race and Gender in the Labor Market. In *Handbook of Labor Economics* (Vol. 3, pp. 3143–3259). Elsevier. [www.doi.org/10.1016/S1573-4463\(99\)30039-0](https://www.doi.org/10.1016/S1573-4463(99)30039-0)
- Andresen, M. E., & Nix, E. (2022). What Causes the Child Penalty? Evidence from Adopting and Same-Sex Couples. *Journal of Labor Economics*, 40(4), 971–1004. www.doi.org/10.1086/718565
- Angelov, N., Johansson, P., & Lindahl, E. (2016). Parenthood and the Gender Gap in Pay. *Journal of Labor Economics*, 34(3), 545–579. www.doi.org/10.1086/684851

- Baranowska-Rataj, A., & Matysiak, A. (2022). Family Size and Men's Labor Market Outcomes: Do Social Beliefs About Men's Roles in the Family Matter? *Feminist Economics*, 28(2), 93–118. [www.doi.org/10.1080/13545701.2021.2015076](https://doi.org/10.1080/13545701.2021.2015076)
- Becker, G. S. (1965). A Theory of the Allocation of Time. *The Economic Journal*, 75(299), 493–517. [www.doi.org/10.2307/2228949](https://doi.org/10.2307/2228949)
- Bergsvik, J., Kitterød, R. H., & Wiik, K. A. (2019). Parenthood and Couples' Relative Earnings in Norway. *European Sociological Review*, 36(2), 218–235. [www.doi.org/10.1093/esr/jcz062](https://doi.org/10.1093/esr/jcz062)
- Blau, F. D., & Kahn, L. M. (2017). The Gender Wage Gap: Extent, Trends, and Explanations. *Journal of Economic Literature*, 55(3), 789–865. [www.doi.org/10.1257/jel.20160995](https://doi.org/10.1257/jel.20160995)
- Bystydziński, J. M. (2001). The Feminist Movement in Poland: Why so Slow? *Women's Studies International Forum*, 24(5), 501–511. [www.doi.org/10.1016/S0277-5395\(01\)00197-2](https://doi.org/10.1016/S0277-5395(01)00197-2)
- Cortés, P., & Pan, J. (2020, October). *Children and the Remaining Gender Gaps in the Labor Market* (Working Paper No. 27980). National Bureau of Economic Research. [www.doi.org/10.3386/w27980](https://doi.org/10.3386/w27980)
- Cukrowska-Torzewska, E., & Lovasz, A. (2016). Are Children Driving the Gender Wage Gap? *Economics of Transition*, 24(2), 259–297. [www.doi.org/10.1111/ecot.12090](https://doi.org/10.1111/ecot.12090)
- Cukrowska-Torzewska, E., & Matysiak, A. (2020). The Motherhood Wage Penalty: A Meta-Analysis. *Social Science Research*, 88–89, 102416. [www.doi.org/10.1016/j.ssresearch.2020.102416](https://doi.org/10.1016/j.ssresearch.2020.102416)
- Dominguez-Folgueras, M. (2022). It's about Gender: A Critical Review of the Literature on the Domestic Division of Work. *Journal of Family Theory and Review*, 14(1), 79–96. [www.doi.org/10.1111/jftr.12447](https://doi.org/10.1111/jftr.12447)
- EIGE. (2016). *Analysis of National Definitions of Rape*. Access 14.06.2023. https://eige.europa.eu/sites/default/files/documents/database/gbv_natdefn_rape.pdf
- Eurostat. (2021). *Women Remain Outnumbered in Management*. Access 14.06.2023. <https://ec.europa.eu/eurostat/web/products-eurostat-news/-/edn-20210305-2>
- Eurostat. (2022). *Science and Technology Workforce: Women in Majority*. Access 14.06.2023. <https://ec.europa.eu/eurostat/web/products-eurostat-news/w/ddn-20230602-1>
- Eurostat. (2023a). *Employment rates by sex, age and citizenship (%)*. Access 14.06.2023. https://ec.europa.eu/eurostat/databrowser/view/lfsa_ergan/default/table?lang=en
- Eurostat. (2023b). *Gender Overall Earnings Gap*. Access 14.06.2023. <https://ec.europa.eu/eurostat/databrowser/view/teqges01/default/table?lang=en>
- Fidelis, M. (2010). *Women, Communism, and Industrialization in Postwar Poland*. Cambridge University Press. <https://www.cambridge.org/pl/universitypress/subjects/history/twentieth-century-european-history/women-communism-and-industrialization-postwar-poland?format=HB&isbn=9780521196871>
- Ganguli, I., Hausmann, R., & Viarengo, M. (2014). Closing the Gender Gap in Education: What is the State of Gaps in Labour Force Participation for Women, Wives and Mothers? *International Labour Review*, 153(2), 173–207. [www.doi.org/10.1111/j.1564-913X.2014.00007.x](https://doi.org/10.1111/j.1564-913X.2014.00007.x)
- Goldin, C. (2014). A Grand Gender Convergence: Its Last Chapter. *American Economic Review*, 104(4), 1091–1119. [www.doi.org/10.1257/aer.104.4.1091](https://doi.org/10.1257/aer.104.4.1091)
- Goldin, C. (2021). *Career and Family: Women's Century-Long Journey toward Equity*. Princeton University Press.
- Goraus, K., Tyrowicz, J., & van der Velde, L. (2017). Which Gender Wage Gap Estimates to Trust? A Comparative Analysis. *Review of Income and Wealth*, 63(1), 118–146. [www.doi.org/10.1111/roiw.12209](https://doi.org/10.1111/roiw.12209)
- Graff, A. (2007). A Different Chronology. In *Third Wave Feminism: A Critical Exploration* (pp. 142–155). London: Palgrave Macmillan UK. [www.doi.org/10.1057/9780230593664_11](https://doi.org/10.1057/9780230593664_11)
- GUS [Statistics Poland]. (2022). *Wyznania Religijne w Polsce 2019-2021 [Religious*

- Denominations in Poland 2019-2021*. Access 14.06.2023. <https://stat.gov.pl/obszary-tematyczne/inne-opracowania/wyznania-religijne/wyznania-religijne-w-polsce-2019-2021,5,3.html>
- GUS [Statistics Poland]. (2023). *Unemployment Rate 1990-2023*. Access 14.06.2023. <https://stat.gov.pl/en/topics/labour-market/registered-unemployment/unemployment-rate-1990-2023,3,1.html>
- Hodges, M. J., & Budig, M. J. (2010). Who Gets the Daddy Bonus? Organizational Hegemonic Masculinity and the Impact of Fatherhood on Earnings. *Gender & Society*, 24(6), 717–745. www.doi.org/10.1177/0891243210386729
- ISSP Research Group. (2016). *International Social Survey Programme: Family and Changing Gender Roles IV - ISSP 2012*. GESIS Data Archive, Cologne. ZA5900 Data file Version 4.0.0. www.doi.org/10.4232/1.12661
- Javornik, J. (2014). Measuring State De-Familialism: Contesting Post-Socialist Exceptionalism. *Journal of European Social Policy*, 24(3), 240–257. www.doi.org/10.1177/0958928714525815
- Kleven, H. (2022). *The Geography of Child Penalties and Gender Norms: Evidence from the United States* (Working Paper No. 30176). National Bureau of Economic Research. www.doi.org/10.3386/w30176
- Kleven, H., Landais, C., & Mariante, G. L. (2021). *The Child Penalty Atlas*. Access 14.06.2023. <https://www.lse.ac.uk/International-Inequalities/Assets/Documents/Slides/27-Oct-21-III-New-Data-Event-Combined-Slides.pdf>
- Kleven, H., Landais, C., & Sogaard, J. E. (2019). Children and Gender Inequality: Evidence from Denmark. *American Economic Journal: Applied Economics*, 11(4), 181–209. www.doi.org/10.1257/app.20180010
- Kleven, H., Landais, C., & Sogaard, J. E. (2021). Does Biology Drive Child Penalties? Evidence from Biological and Adoptive Families. *American Economic Review: Insights*, 3(2), 183–98. www.doi.org/10.1257/aeri.20200260
- Lewandowski, P., & Magda, I. (2023). The Labor Market in Poland, 2000-2021. *IZA World of Labor*. www.doi.org/10.15185/izawol.426.v2
- Magda, I., Cukrowska-Torzewska, E., & Palczyńska, M. (2023). What if She Earns More? Gender Norms, Income Inequality, and the Division of Housework. *Journal of Family and Economic Issues*. www.doi.org/10.1007/s10834-023-09893-0
- Matysiak, A. (2011). Women's Employment in Post-Socialist Poland: A Barrier or a Precondition to Childbearing? In *Interdependencies Between Fertility and Women's Labour Supply* (pp. 111–141). Dordrecht: Springer Netherlands. www.doi.org/10.1007/978-94-007-1284-3_6
- Matysiak, A., & Cukrowska-Torzewska, E. (2021). Chapter 20: Gender and Labour Market Outcomes. In N. F. Schneider & M. Kreyenfeld (Eds.), *Research Handbook on the Sociology of the Family* (p. 329–341). Edward Elgar Publishing. www.doi.org/10.4337/9781788975544
- Matysiak, A., & Steinmetz, S. (2008). Finding Their Way? Female Employment Patterns in West Germany, East Germany, and Poland. *European Sociological Review*, 24(3), 331–345. www.doi.org/10.1093/esr/jcn007
- OECD. (2023a). *Hours Worked*. Access 14.06.2023. <https://data.oecd.org/emp/hours-worked.htm>
- OECD. (2023b). *Self-Employment Rate*. Access 14.06.2023. <https://data.oecd.org/emp/self-employment-rate.htm>
- OECD. (2023c). *Trade Union Dataset*. Access 14.06.2023. <https://stats.oecd.org/Index.aspx?DataSetCode=TUD>
- O'Reilly, J., Nazio, T., & Roche, J. M. (2014). Compromising Conventions: Attitudes of Dissonance and Indifference Towards Full-Time Maternal Employment in Denmark, Spain, Poland and the UK. *Work, Employment and Society*, 28(2), 168–188. www.doi.org/10.1177/0950017013491307
- PARP. (2022). *Raport o Stanie Sektora Małych i średnich Przedsiębiorstw w*

- Polsce [Report on the State of Small and Medium Companies in Poland]*. Access 14.06.2023. https://www.parp.gov.pl/storage/publications/pdf/Raport-o-stanie-sektora-maych-i-rednich-przedsibiorstw_13.10.2022.pdf
- Promundo. (2021). *OJCOSTWO NA ŚWIECIE 2021 [FATHERHOOD IN THE WORLD 2021]*. Access 14.06.2023. <https://sharethecare.pl/ojcostwo-na-swiecie-2021-polska-wersja-jezykowa/>
- Saxonberg, S., & Szelewa, D. (2007). The Continuing Legacy of the Communist Legacy? The Development of Family Policies in Poland and the Czech Republic. *Social Politics: International Studies in Gender, State & Society*, 14(3), 351–379. www.doi.org/10.1093/sp/jxm014
- Szelewa, D. (2016). Killing ‘Unborn Children’? The Catholic Church and Abortion Law in Poland Since 1989. *Social & Legal Studies*, 25(6), 741–764. www.doi.org/10.1177/0964663916668247
- Szelewa, D. (2021). Populism, Religion and Catholic Civil Society in Poland: The Case of Primary Education. *Social Policy and Society*, 20(2), 310–325. www.doi.org/10.1017/S1474746420000718
- Szelewa, D., & Polakowski, M. P. (2008). Who Cares? Changing Patterns of Childcare in Central and Eastern Europe. *Journal of European Social Policy*, 18(2), 115–131. www.doi.org/10.1177/0958928707087589
- Szwed, A., & Zielińska, K. (2017). A War on Gender? The Roman Catholic Church’s Discourse on Gender in Poland. In *Religion, Politics, and Values in Poland: Continuity and Change Since 1989* (pp. 113–136). New York: Palgrave Macmillan US. www.doi.org/10.1057/978-1-137-43751-8_6
- UNECE. (2023). *Labour Share of GDP, Comprising Wages and Social Protection Transfers, %*. Access 14.06.2023. <https://w3.unece.org/SDG/en/Indicator?id=30>