

# Unveiling Global Narratives: A Multilingual Twitter Dataset of News Media on the Russo-Ukrainian Conflict

Sherzod Hakimov  
 sherzod.hakimov@uni-potsdam.de  
 Computational Linguistics, Department of Linguistics  
 University of Potsdam  
 Germany

Gullal S. Cheema  
 gullal.cheema@tib.eu  
 L3S Research Center  
 Leibniz University, Hannover  
 Germany

## ABSTRACT

The ongoing Russo-Ukrainian conflict has been a subject of intense media coverage worldwide. Understanding the global narrative surrounding this topic is crucial for researchers that aim to gain insights into its multifaceted dimensions. In this paper, we present a novel multimedia dataset that focuses on this topic by collecting and processing tweets posted by news or media companies on social media across the globe. We collected tweets from February 2022 to May 2023 to acquire approximately 1.5 million tweets in 60 different languages along with their images. Each entry in the dataset is accompanied by processed tags, allowing for the identification of entities, stances, textual or visual concepts, and sentiment. The availability of this multimedia dataset serves as a valuable resource for researchers aiming to investigate the global narrative surrounding the ongoing conflict from various aspects such as who are the prominent entities involved, what stances are taken, where do these stances originate from, how are the different textual and visual concepts related to the event portrayed.

## CCS CONCEPTS

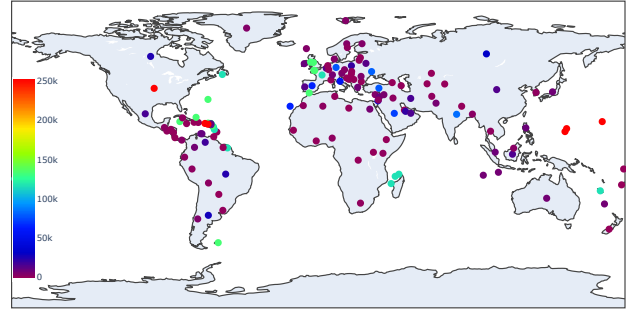
• **Computing methodologies** → **Information extraction**; • **Information systems** → *Summarization*; Digital libraries and archives; • **Applied computing** → *Document analysis*.

## KEYWORDS

multimedia news discourse, multilingual twitter narrative, russo-ukrainian conflict

## 1 INTRODUCTION

The Russo-Ukrainian conflict, which began in February 2022, has been a focal point of global attention. The conflict has been extensively covered by news media channels worldwide, each presenting a unique perspective shaped by their geographical location, political stance, and cultural context. This extensive coverage has resulted in a wealth of data that, if properly harnessed, can provide valuable insights into the global perception and narrative of the conflict. However, to date, no comprehensive study has been conducted to analyze the coverage of the Russo-Ukrainian conflict by news media channels on social media, specifically focusing on multimedia data that does not only include text but also images. This gap in the literature motivates the need for a dataset that encompasses tweets and their images from news media channels across the globe, focusing on the topic of the Russo-Ukrainian war. Specifically, the analysis of discourse on social media from various perspectives such as within a certain country and news media companies. Currently, existing datasets about the conflict focused either more on the collection of



**Figure 1: Distribution of tweets across countries**

language-specific subsets [13, 18, 19], applying only sentiment analysis methods [3, 6, 16, 22], or use multimedia data (tweet text and image) for down-stream tasks such as hate speech detection [2, 17]. However, none of these previous studies focused specifically on the coverage of the event from news or media companies' perspectives.

In response to this need, we present a multimedia dataset composed of tweets with images from news media channels worldwide that pertain to the Russo-Ukrainian war. This dataset spans a period of February 2022 - May 2023. The dataset is unique in its global scope, encompassing tweets in 60 languages and from different parts of the world (see Figure 1). We downloaded the images for tweets that include them. Additionally, we extracted information about the stance, sentiment, prominent entities & concepts that occur in tweets, and classified visual concepts in images of tweets to be able to answer questions about the discourse on the ongoing event: who says what (prominent entities), who stands (stance) where on what aspect (prominent concepts), how are the aspects portrayed (sentiment), and finally what is visually portrayed. This comprehensive collection of data allows for a nuanced analysis of the global coverage of the Russo-Ukrainian war, providing insights into how different regions and cultures perceive and report on the conflict. The dataset will serve as a valuable resource for researchers interested in media studies, conflict analysis, and international relations, facilitating a deeper understanding of the global narrative surrounding the Russo-Ukrainian conflict.

## 2 RELATED WORK

The Russo-Ukrainian conflict has been the subject of extensive research in the realm of social media analysis. Several datasets have been curated to study various aspects of this conflict. Park et al. [12] introduced the *VoynaSlov* dataset, a collection of over 38 million posts from Russian media outlets on Twitter and VKontakte, to analyze information manipulation. The dataset is used to analyze media effects and to discuss challenges and opportunities in NLP research

on information manipulation campaigns. Similarly, Alyukov et al. [1] studied the manipulation of information shared on Russian social media platforms. Geissler et al. [7] focused on analyzing tweets shared to support of Russia’s stance on the conflict and concluded that many bot accounts were deployed to disseminate propaganda on Twitter. Similar study by Pierri et al. [14] also focused on analyzing shared propaganda and misinformation on Facebook and Twitter. Vahdat-Nejad et al. [19] investigated English tweets on the Russia-Ukraine war to analyze trends reflecting users’ opinions and sentiments regarding the conflict. Caprolu et al. [3] built a dataset for the conflict by collecting more than 5.5 million tweets related to the subject and performed Aspect-Based Sentiment Analysis (ABSA) to characterize the sentiment about the conflict shared on Twitter in the English-speaking world. Similarly, Shevtsov et al. [16] provided a dataset of 57.3 million tweets from 7.7 million users and provided a glimpse of volume and sentiment trends in the data. Xu et al. [22] conducted a study on sentiment analysis using Long Short-Term Memory (LSTM) and Sastrawi on an Indonesian Twitter dataset. Džubur et al. [6] focused on tweets related to the Russo-Ukrainian conflict and combined sentiment and network analysis approaches to produce various important insights into the discussion of the conflict. Chen and Ferrara [4] have collected more than 600 million tweets between Feb 2022-Feb 2023 while Zhu et al. [23] analyzed communities (subreddits) on Reddit related to the event.

Different from these aforementioned datasets, our focus lies on extracting the global news reporting and discourse on the topic from the perspective of news or media companies around the world. We collected tweets only from user accounts that are tied to a specific media company. Expanding on existing datasets and approaches on the same event, we additionally included both textual and visual concepts that are essential for discourse analysis on multimedia data such as stance, sentiment, and prominent entities as well as concepts in the text and image content.

### 3 DATASET

In this section, we provide details about the collection, filtering and processing steps. Our dataset covers 60 languages with total of 1 524 826 tweets, out of which 306 295 have images. These tweets were posted by news or media companies around the world. The source code and the dataset are publicly available <sup>1</sup>.

#### 3.1 Data Collection

**Extraction of Twitter Handles:** We have used Wikidata [20] to query for the news companies, their countries, and Twitter handles <sup>2</sup>. The query returned 14 587 news/media companies and their respective countries.

**User Account Verification:** We used Twitter API to check which of the returned user accounts are *verified*, which was done in March 2022. We kept verified accounts with at least 100 000 and non-verified accounts with at least 5000 followers. In total, we ended up with 1795 verified and 1343 non-verified accounts.

**Querying of Tweets:** Using the extracted and filtered Twitter handles of news companies from the previous steps, we have queried all

**Table 1: Distribution of collected tweets across 60 languages**

Language	Count	Language	Count
English	581469	Malay	1007
Arabic	169682	Telugu	900
Spanish	163558	Tamil	832
French	111041	Oriya	761
German	74116	Tagalog	613
Italian	54336	Basque	540
Turkish	51274	Slovakian	517
Dari	42138	Vietnamese	368
Ukrainian	41482	Estonian	274
Russian	38198	Belarusian	254
Portuguese	38180	Marathi	213
Hebrew	21133	Nepali	191
Hindi	16681	Azeri	160
Polish	16427	Bulgarian	98
Catalan	16068	Chinese	90
Indonesian	12853	Assamese	78
Dutch	12737	Pashto	72
Greek	11460	Hungarian	67
Korean	8274	Croatian	59
Japanese	6143	Bosnian	58
Urdu	5263	Luxembourgish	44
Romanian	4944	Lithuanian	33
Denmark	4103	Slovenian	20
Norwegian	3643	Swahili	17
Swedish	2674	Welsh	15
Finnish	2646	Tajik	15
Czech	2226	Ganda	14
Bengali	2116	Kazakh	13
Gujarati	1358	Latvian	12
Thai	1262	Irish	12

tweets posted on these accounts between Feb 1st, 2022 - May 31st, 2023. In total, we have collected around 47 million tweets.

#### 3.2 Data Filtering

**Keywords:** We manually curated a list of keywords in English that identify with the Russo-Ukrainian conflict (similar to Chen and Ferrara [4]). Later, we translated the keywords into other languages, which are spoken in countries where news companies are located, using *Google Translate* and *DeepL*. The full list is provided<sup>3</sup>.

**Filtering:** To remove irrelevant tweets, we applied two filtering steps. The first step is based on removing tweets that do not include the target keywords in the respective languages. The second step is based on prompting Flan-T5-large model [5] to check whether the tweet text is related with the topic of interest. It was done by prompting the language model to output *yes/no* by answering the following question “Does the following tweet mention or relate to Russia-Ukraine conflict?”. After applying these steps, we ended up with a total of 1 524 826 tweets for 60 languages. The distribution of tweets across languages is available in Table 1.

<sup>1</sup><https://github.com/sherzod-hakimov/ru-ua-news-discourse-twitter>

<sup>2</sup>Wikidata query for news companies’ Twitter handles and countries: <https://t.ly/XEP6>

<sup>3</sup>[https://github.com/sherzod-hakimov/ru-ua-news-discourse-twitter/blob/main/resources/language\\_resources.jsonl](https://github.com/sherzod-hakimov/ru-ua-news-discourse-twitter/blob/main/resources/language_resources.jsonl)

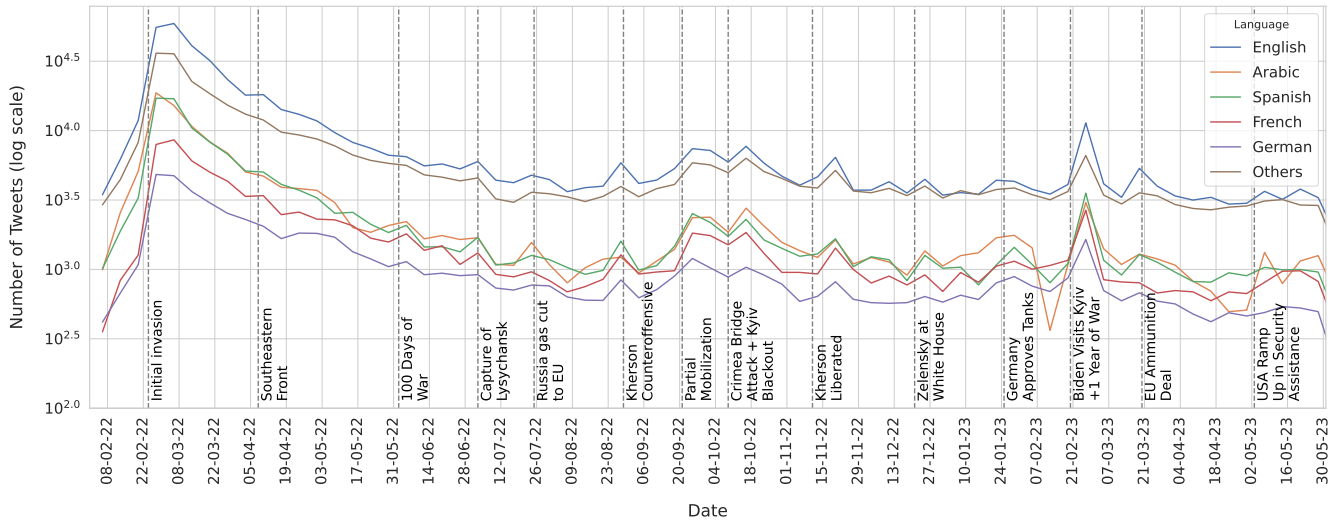


Figure 2: Distribution of tweets across languages over timeline. Certain prominent events are added manually (dashed lines).

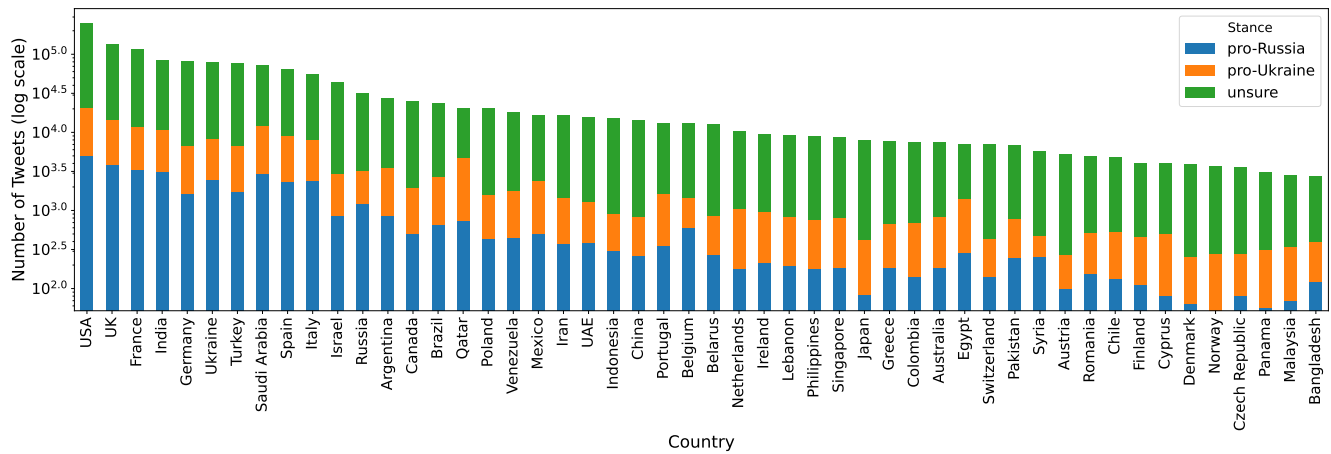


Figure 3: Distribution of stance in tweets across top 50 countries

### 3.3 Data Processing

The main motivation for creating this multimedia dataset is to be able to analyse the discourse from the news or media companies’ perspectives on where do they stand and how they reflect on which aspects. We process both textual and visual content of each tweet. We downloaded all media links in tweets that are of type “photo”, which resulted in 306 295 images. Next, we applied pre-trained models to extract class labels of interest from both textual or visual content.

**Language detection:** Each tweet by default is assigned a language tag. In cases where the language tags were *undefined*, we used a language identification model <sup>4</sup> to classify them.

**Translation:** To deal with the disparity of NLP tools to apply on 60 languages, we decided to translate all non-English tweets into English to be able to use the same pre-trained models without having

to deal with the trade-off of having multilingual models vs. performance. We used the pre-trained machine translation model called No Language Left Behind [11] (version *nllb-200-1.3B*).

**Normalization:** We replaced all user and URL mentions with placeholders (<USER\_MENTION>, <URL>).

**Sentiment:** We used the pre-trained model [10] for sentiment analysis that outputs probabilities for *positive*, *negative*, or *neutral*<sup>5</sup>.

**Stance:** Stance detection essentially reveals whether a given premise (tweet text) is aligned with a hypothesis. Hypotheses in this study are related to identifying whether the content is against or in favour of concepts such as *military conflict*, *war*, *Russia*, *Ukraine*. We used following hypotheses: “This statement is in favour of Russia”, “This statement is against Russia”, “This statement is against Ukraine”, “This statement is in favour of Ukraine”, “This statement is in favour of war”, “This statement is against war”, “This statement is in favour

<sup>4</sup><https://huggingface.co/papluca/xlm-roberta-base-language-detection>

<sup>5</sup><https://huggingface.co/cardiffnlp/twitter-roberta-base-sentiment-latest>



concepts such as *damage, debris, man, podium, give speech, army camouflage, army tank*. It suggests that most images depict either people giving speech in a formal clothing or the debris of buildings and military vehicles and related concepts.

**Textual concepts:** Figure 5b shows word cloud generated from tweet text (or translations for languages other than English). As we can see, the most prominent words refer to two countries, their presidents and other related countries.

## 4.2 Potential Use-cases

**Comparative political science studies and influence analysis:** Researchers can compare and contrast global perceptions of the Russo-Ukrainian conflict with other similar geopolitical events. This allows for a deeper understanding of the nuances in global reactions to different conflicts and can help explain factors that influence these reactions. Similar to the analysis of retweeted country and retweeter country in [4], an analysis of the country as well as media channels can be performed to identify key sources of news and influence, and how they shape the global conversation on the conflict. Such analysis can reveal underlying patterns of power dynamics and geopolitical influence in shaping the narrative around international conflicts.

**Linguistic studies, journalism and media studies:** The tweets in 60 different languages can help us see how media channels talk about the conflict across cultures and languages. It provides insights into the region and culture-specific idioms, metaphors, and linguistic structures used in reporting and discussing the conflict. The dataset also offers a means to examine the framing of the conflict by different media outlets worldwide. It can facilitate the identification of potential biases, political stances (via stance detection), and varying reportage styles, contributing to a more comprehensive understanding of the global media landscape and its impact on conflict narratives.

**Social media dynamics, fake news and misinformation studies:** The dataset allows for a thorough investigation of how narratives spread and evolve over time. It offers a real-world case study on information propagation, topic lifespan, and the dynamics of virality on social media platforms. It is also a key resource for studying misinformation, often prevalent in conflicts, helping identify misinformation patterns. The inclusion of verified and non-verified accounts adds an extra dimension to fake news analysis.

## 5 CONCLUSION

We present a new multimedia dataset that focuses on unveiling the global narrative of the ongoing Russo-Ukrainian conflict by analysing the tweets posted by news or media companies around the world. We collected the tweets between February 2022 - May 2023 and applied certain filtering and NLP pipelines to acquire around 1.5 million tweets with their images in 60 different languages. Our dataset includes processed tags for each tweet to be able to answer questions such as who says what (prominent entities), who stands (stance) where on what aspect (prominent/visual concepts), and how are the aspects portrayed (sentiment). The existence of such a dataset will serve as a valuable resource for researchers aiming to study the global narrative from various aspects.

**Limitations:** The main limitation of the approach is reliance on tools that are pre-trained on English data since all tweet text were translated to English. The main reason behind this is not having such

language tools for all languages of interest.

**Ethical Considerations:** The publicly shared dataset will be composed of only tweet IDs and the processed information described in Section 3.3. The full tweet text and images can be only be released upon formal request only for scientific purposes.

## REFERENCES

- [1] Maxim Alyukov, Maria Kunilovskaya, and Andrei Semenov. 2023. Wartime Media Monitor (WarMM-2022): A Study of Information Manipulation on Russian Social Media during the Russia-Ukraine War. In *Proceedings of the 7th Joint SIGHUM Workshop on Computational Linguistics for Cultural Heritage, Social Sciences, Humanities and Literature* (Dubrovnik, Croatia). Association for Computational Linguistics, 152–161. <https://aclanthology.org/2023.latechclfl-1.17>
- [2] Aashish Bhandari, Siddhant Bikram Shah, Surendrabikram Thapa, Usman Naseem, and Mehwish Nasim. 2023. CrisisHateMM: Multimodal Analysis of Directed and Undirected Hate Speech in Text-Embedded Images from Russia-Ukraine Conflict. In *IEEE/CVF Conference on Computer Vision and Pattern Recognition, CVPR 2023 - Workshops, Vancouver, BC, Canada, June 17-24, 2023*. IEEE, 1994–2003. <https://doi.org/10.1109/CVPRW59228.2023.00193>
- [3] Maurantonio Caprolu, Alireza Sadighian, and Roberto Di Pietro. 2023. Characterizing the 2022- Russo-Ukrainian Conflict Through the Lenses of Aspect-Based Sentiment Analysis: Dataset, Methodology, and Key Findings. In *32nd International Conference on Computer Communications and Networks, ICCCN 2023, Honolulu, HI, USA, July 24-27, 2023*. IEEE, 1–10. <https://doi.org/10.1109/ICCCN58024.2023.10230192>
- [4] Emily Chen and Emilio Ferrara. 2023. Tweets in time of conflict: A public dataset tracking the twitter discourse on the war between Ukraine and Russia. In *Proceedings of the International AAAI Conference on Web and Social Media*, Vol. 17. 1006–1013.
- [5] Hyung Won Chung, Le Hou, Shayne Longpre, Barret Zoph, Yi Tay, William Fedus, Eric Li, Xuezhi Wang, Mostafa Dehghani, Siddhartha Brahma, Albert Webson, Shixiang Shane Gu, Zhuyun Dai, Mirac Suzgun, Xinyun Chen, Aakanksha Chowdhery, Sharan Narang, Gaurav Mishra, Adams Yu, Vincent Zhao, Yanping Huang, Andrew Dai, Hongkun Yu, Slav Petrov, Ed H. Chi, Jeff Dean, Jacob Devlin, Adam Roberts, Denny Zhou, Quoc V. Le, and Jason Wei. 2022. Scaling Instruction-Finetuned Language Models. <https://doi.org/10.48550/ARXIV.2210.11416>
- [6] Benjamin Džubur, Žiga Trojer, and Urša Zrimšek. 2022. Semantic Analysis of Russo-Ukrainian War Tweet Networks. *SCORES: Ljubljana, Slovenia* (2022).
- [7] Dominique Geissler, Dominik Bär, Nicolas Pröllochs, and Stefan Feuerriegel. 2023. Russian propaganda on social media during the 2022 invasion of Ukraine. *EPJ Data Science* 12, 1 (2023), 35. <https://doi.org/10.1140/epjds/s13688-023-00414-5>
- [8] Xinyu Huang, Yi-Jie Huang, Youcai Zhang, Weiwei Tian, Rui Feng, Yuejie Zhang, Yanchun Xie, Yaqian Li, and Lei Zhang. 2023. Open-Set Image Tagging with Multi-Grained Text Supervision. arXiv:2310.15200 [cs.CV]
- [9] Mike Lewis, Yinhan Liu, Naman Goyal, Marjan Ghazvininejad, Abdelrahman Mohamed, Omer Levy, Veselin Stoyanov, and Luke Zettlemoyer. 2019. BART: Denoising Sequence-to-Sequence Pre-training for Natural Language Generation, Translation, and Comprehension. *CoRR* abs/1910.13461 (2019). arXiv:1910.13461 <http://arxiv.org/abs/1910.13461>
- [10] Daniel Loureiro, Francesco Barbieri, Leonardo Neves, Luis Espinosa Anke, and Jose Camacho-collados. 2022. TimeLMs: Diachronic Language Models from Twitter. In *Proceedings of the 60th Annual Meeting of the Association for Computational Linguistics: System Demonstrations*. Association for Computational Linguistics, Dublin, Ireland, 251–260. <https://doi.org/10.18653/v1/2022.acl-demo.25>
- [11] NLLB Team, Marta R. Costa-jussà, James Cross, Onur Çelebi, Maha Elbayad, Kenneth Heafield, Kevin Heffernan, Elahe Kalbassi, Janice Lam, Daniel Licht, Jean Maillard, Anna Sun, Skyler Wang, Guillaume Wenzek, Al Youngblood, Bapi Akula, Loic Barrault, Gabriel Mejia-Gonzalez, Prangthip Hansanti, John Hoffman, Semaarley Jarrett, Kaushik Ram Sadagopan, Dirk Rowe, Shannon Spruit, Chau Tran, Pierre Andrews, Necip Fazil Ayan, Shruti Bhosale, Sergey Edunov, Angela Fan, Cynthia Gao, Vedanuj Goswami, Francisco Guzmán, Philipp Koehn, Alexandre Mourachko, Christophe Ropers, Safiyyah Saleem, Holger Schwenk, and Jeff Wang. 2022. No Language Left Behind: Scaling Human-Centered Machine Translation. (2022).
- [12] Chan Young Park, Julia Mendelsohn, Anjalie Field, and Yulia Tsvetkov. 2022. Challenges and Opportunities in Information Manipulation Detection: An Examination of Wartime Russian Media. In *Findings of the Association for Computational Linguistics: EMNLP 2022*. Association for Computational Linguistics, Abu Dhabi, United Arab Emirates, 5209–5235. <https://doi.org/10.18653/v1/2022.findings-emnlp.382>
- [13] Chan Young Park, Julia Mendelsohn, Anjalie Field, and Yulia Tsvetkov. 2022. VoynaSlov: a data set of Russian social media activity during the 2022 Ukraine-Russia War. *arXiv preprint arXiv:2205.12382* (2022).

- [14] Francesco Pierri, Luca Luceri, Nikhil Jindal, and Emilio Ferrara. 2023. Propaganda and Misinformation on Facebook and Twitter during the Russian Invasion of Ukraine. In *Proceedings of the 15th ACM Web Science Conference 2023 (WebSci '23)*. ACM. <https://doi.org/10.1145/3578503.3583597>
- [15] Peng Qi, Yuhao Zhang, Yuhui Zhang, Jason Bolton, and Christopher D. Manning. 2020. Stanza: A Python Natural Language Processing Toolkit for Many Human Languages. In *Proceedings of the 58th Annual Meeting of the Association for Computational Linguistics: System Demonstrations*. <https://nlp.stanford.edu/pubs/qi2020stanza.pdf>
- [16] Alexander Shevtsov, Christos Tzagarakis, Despoina Antonakaki, Polyvios Pratikakis, and Sotiris Ioannidis. 2022. Twitter Dataset on the Russo-Ukrainian War. *arXiv preprint arXiv:2204.08530* (2022).
- [17] Surendrabikram Thapa, Aditya Shah, Farhan Jafri, Usman Naseem, and Imran Razzak. 2022. A Multi-Modal Dataset for Hate Speech Detection on Social Media: Case-study of Russia-Ukraine Conflict. In *Proceedings of the 5th Workshop on Challenges and Applications of Automated Extraction of Socio-political Events from Text (CASE)*. Association for Computational Linguistics, Abu Dhabi, United Arab Emirates (Hybrid), 1–6. <https://doi.org/10.18653/v1/2022.case-1.1>
- [18] Cagri Toraman, Oguzhan Ozcelik, Furkan Şahinuç, and Fazli Can. 2022. Not Good Times for Lies: Misinformation Detection on the Russia-Ukraine War, COVID-19, and Refugees. *arXiv:2210.05401 [cs.SI]*
- [19] Hamed Vahdat-Nejad, Mohammad Ghasem Akbari, Fatemeh Salmani, Faezeh Azizi, and Hamid-Reza Nili-Sani. 2023. Russia-Ukraine war: Modeling and Clustering the Sentiments Trends of Various Countries. *arXiv preprint arXiv:2301.00604* (2023).
- [20] Denny Vrandečić and Markus Krötzsch. 2014. Wikidata: a free collaborative knowledgebase. *Commun. ACM* (2014), 78–85. <https://doi.org/10.1145/2629489>
- [21] Adina Williams, Nikita Nangia, and Samuel Bowman. 2018. A Broad-Coverage Challenge Corpus for Sentence Understanding through Inference. In *Proceedings of the 2018 Conference of the North American Chapter of the Association for Computational Linguistics: Human Language Technologies, Volume 1 (Long Papers)* (New Orleans, Louisiana). Association for Computational Linguistics, 1112–1122. <http://aclweb.org/anthology/N18-1101>
- [22] Anthony Xu, Matthew Evan Phanie, Allwin Simarmata, et al. 2023. Sentiment Analysis On Twitter Posts About The Russia and Ukraine War With Long Short-Term Memory. *Sinkron: jurnal dan penelitian teknik informatika* 8, 2 (2023), 789–797.
- [23] Yiming Zhu, Ehsan ul Haq, Lik-Hang Lee, Gareth Tyson, and Pan Hui. 2022. A Reddit Dataset for the Russo-Ukrainian Conflict in 2022. *arXiv:2206.05107 [cs.SI]*